

PARTS CATALOG

PRECISION
HEADER

SwathMaster Rake-Up

TABLE OF CONTENTS

INTRODUCTION	III
---------------------------	------------

SECTION A – RAKE UP

HOLDDOWN ASSEMBLY.....	A-1
DRAPER AND GEAR BOX DRIVE – CONVENTIONAL	A-3
DRAPER AND GEAR BOX DRIVE – GRASS SEED	A-5
DRIVE END ROTOR.....	A-7
IDLER END ROTOR.....	A-9
MAIN GEAR BOX.....	A-11
SHIELD ASSEMBLY	A-13
MAIN FRAME ASSEMBLY.....	A-15

SECTION B – SWATHMASTER

HOLDDOWN ASSEMBLY.....	B-1
ROLLER, TIRE, AND FRAME ASSEMBLY– CONVENTIONAL	B-3
ROLLER, TIRE, AND FRAME ASSEMBLY– GRASS SEED	B-5
16 FT ROLLER SUPPORT.....	B-7
DRAPER AND SHIELD ASSEMBLY– CONVENTIONAL	B-9
DRAPER AND SHIELD ASSEMBLY– GRASS SEED	B-11
PICKUP DRIVE	B-13
SUSPENSION ASSEMBLY	B-15

SECTION C – RAKE UP/SWATHMASTER

OPTIONAL MECHANICAL HOLDDOWN	C-1
HYDRAULIC HOLDDOWN LIFT KIT (S/N: 2001 to Present).....	C-1
HYDRAULIC HOLDDOWN LIFT KIT (S/N: Pre 2001)	C-3
HYDRAULIC CYLINDER.....	C-5
HYDRAULIC CYLINDER (S/N: Pre 2001)	C-7

SECTION D – PICK UP OPTIONS

ALTERNATE END KIT – RAKE-UP (Standard).....	D-1
ALTERNATE END KIT – RAKE-UP (Mirror).....	D-1
ALTERNATE END KIT – SWATHMASTER	D-3
PEA COULTER.....	D-5
MISCELLANEOUS OPTIONAL KITS / PARTS	D-7

SECTION E – LUBRICANTS, SERVICE TOOLS, & REPLACEMENT PARTS

RAKE-UP	E-1
RAKE-UP & SWATHMASTER.....	E-1

SECTION F –HEADER

TABLE ASSEMBLY	F-1
TABLE ASSEMBLY (S/N:13H-99001 to 13H-99099, 15H-99001 to 15H-99099)	F-3
AUGER DRIVE & SUPPORT (RH).....	F-5
AUGER SUPPORT (LH)	F-7
AUGER ASSEMBLY	
JOHN DEERE	F-9
NEW HOLLAND	F-11
CATERPILLAR	F-13
CASE.....	F-15
AGCO	F-17
HYDRAULICS	
JOHN DEERE	F-23
NEW HOLLAND/CASE.....	F-27
CATERPILLAR	F-29
AGCO	F-37
EXTREMITY LIGHT ASSEMBLY	F-41
ADDAPTERS	
JOHN DEERE	F-43
NEW HOLLAND	F-47
CATERPILLAR	F-51
AGCO	F-57
CASE.....	F-71

TABLE OF CONTENTS

SECTION F –HEADER (CONTINUED)

DRIVE SHAFT	
JOHN DEERE	F-73
NEW HOLLAND	F-81
CATERPILLAR	F-85
AGCO	F-89
CASE.....	F-95
SPEED CONTROL	
JOHN DEERE	F-99
CATERPILLAR	F-103
AGCO	F-107
HEIGHT CONTROL	
JOHN DEERE	F-111

NOTES

INTRODUCTION

THIS PARTS CATALOG APPLIES TO SERIES II & III SWATHMASTER AND SERIES III RAKE-UP UNITS (Years 1999 to Present) AND TO HEADERS BUILT IN THE S/N RANGE OF: 13H-99001 AND 15H-99001 TO PRESENT.

Contained in this manual are part listings for the 13ft & 15ft Precision Header and the 10ft, 12ft, 14ft and 16ft Pickups.

The following pickup models are covered in this manual:

<u>Rake Up</u>		<u>SwathMaster</u>
10S Grass Seed	12S	12B
10S	12M Grass Seed	12BGS
10M Grass Seed	12M	14B
10M	14M	16B
12S Grass Seed	16M	

SERIAL NUMBER BREAKDOWN:

MMMMM - YYNNN

M = Model
Y = Year
N = Unit Number

Rake-Up pickups come in two model types, Standard (S) and Mirror Image (M), which are distinguished by the location of the main drive gearbox. On Standard (S) models, the drive is found on the left side of the pickup. On Mirror (M) models, the drive is found on the right side of the pickup.

Note: Left and right hand are referenced from the operator's seat and looking forward and that the illustrations may not match your exact machine.

We welcome your suggestions, questions or comments regarding the installation, operation or maintenance of the header /pickup.

PRECISION
HEADER *Rake-Up SwathMaster™*

Manufactured by:



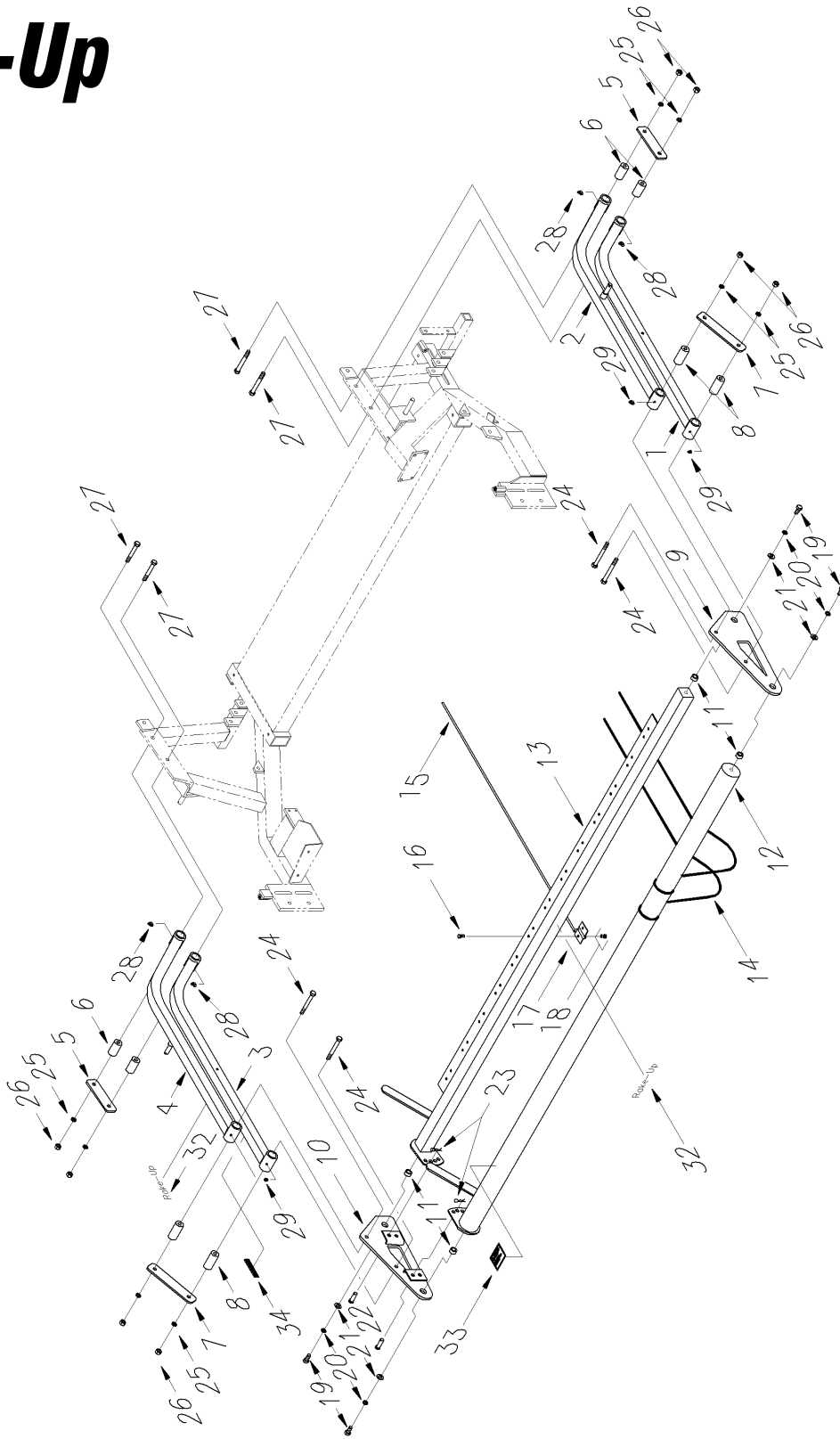
Precision Metal Fabricating Ltd.
240-103rd Street, Saskatoon SK S7N 1Y7
Phone (306) 955-3700 ~ Fax (306) 955-7222
www.precisionmetalfab.com

Part Number: 53-10039-01

Release Date: (A) May 2004

All printed publications are classified as uncontrolled documents and are subject to change without notice at the discretion of Precision Metal Fabricating Ltd.

Rake-Up

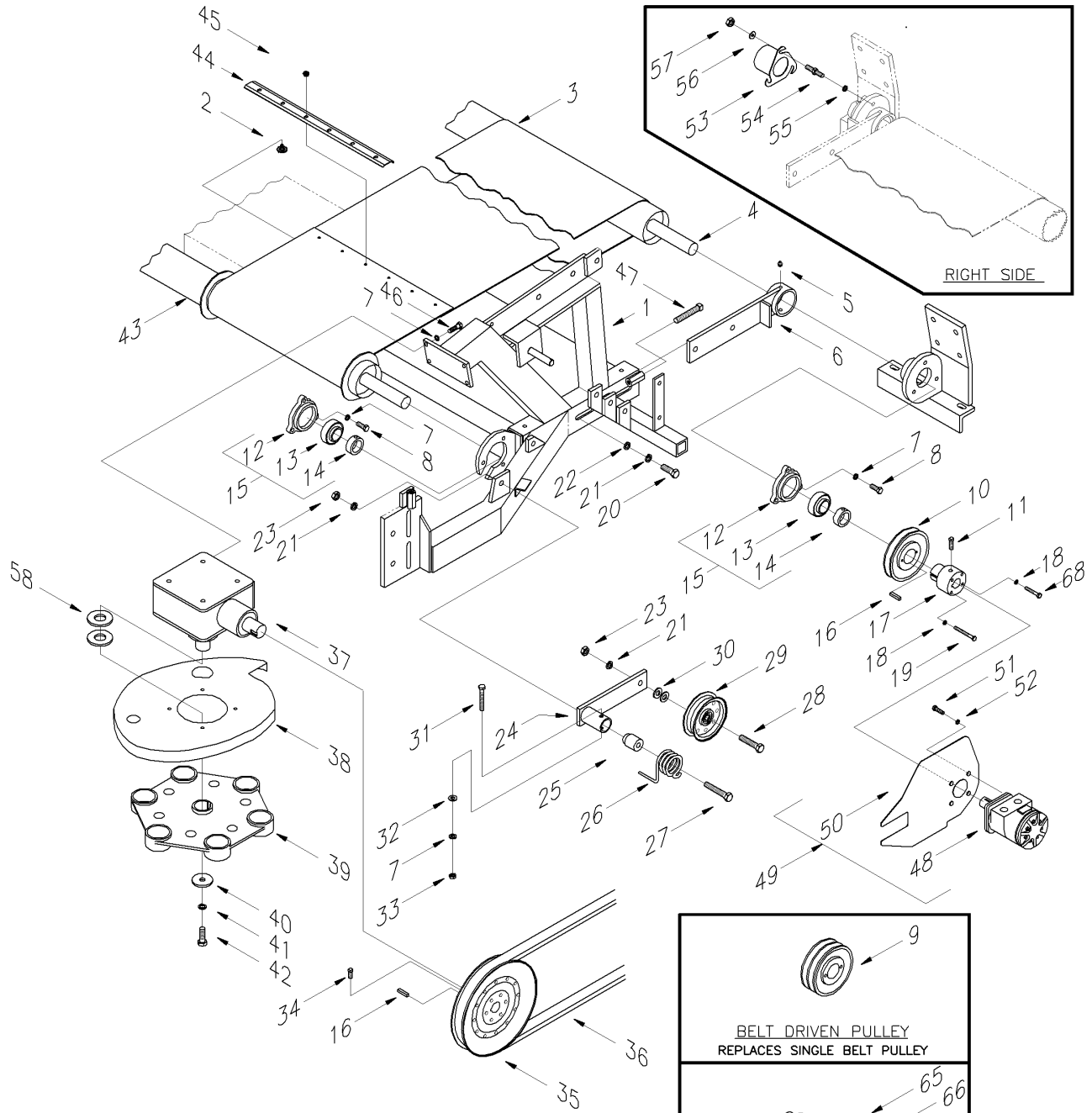


D00021C

HOLDDOWN ASSEMBLY

HOLDDOWN ASSEMBLY

ITEM No.	QTY	PMF PART No.	DESCRIPTION	ITEM No.	QTY	PMF PART No.	DESCRIPTION
1	1	01-11177-03	LOWER ARM, L.H., C/W DECAL	15	see below	31-10906-02	FIBERGLASS ROD 3/8"X48" BLACK
		01-11177-01	LOWER ARM, LH ASSY HOLD DOWN Replaced with 01-11177-03		see below	31-10906-01	FIBERGLASS ROD 5/16"X48" BLACK (Pre 2000) Replaced With 31-10906-02
2	1	01-11176-07	UPPER ARM, LH, w/YLW DECAL		18		10' MODEL
		01-11176-01	UPPER ARM, LH ASSY HOLD DOWN Replaced With 01-11176-07		21 24		12' MODEL 14' MODEL
3	1	01-11177-04	LOWER ARM, R.H., C/W DECAL		27		16' MODEL
		01-11177-02	LOWER ARM, RH ASSY HOLD DOWN Replaced With 01-11177-04	16	32 37	31-50131-01 31-50131-01	5/16 X 3/4 UNC BOLT 5/16 X 3/4 UNC BOLT
4	1	01-11176-08	UPPER ARM, RH, w/YLW DECAL		43	31-50131-01	5/16 X 3/4 UNC BOLT
		01-11176-02	UPPER ARM, RH ASSY HOLD DOWN Replaced With 01-11176-08	17	see #15	01-11128-01	RETAINER, FIBREGLASS ROD
5	2	01-11155-01	REAR PLATE, HOLD DOWN	18	see #16	31-50231-01	5/16 UNC HEX NUT PLTD
6	4	01-11178-01	BUSHING SHORT, HOLD DOWN		see #16	31-50331-01	5/16 LOCK WASHER, PLATED
7	2	01-11155-02	FRONT PLATE HOLD DOWN	19	4	31-50150-03	1/2 X 1 1/2 UNC BOLT
8	4	01-11178-02	BUSHING LONG, HOLD DOWN	20	4	31-50350-01	1/2 LOCK WASHER, PLATED
9	1	01-11179-02	SIDE PLATE LH HOLD DOWN	21	4	31-50350-02	1/2 USS FLAT WASHER, PLATED
10	1	01-11179-01	SIDE PLATE, RH ASSY HOLD DOWN	22	2	31-10605-02	PIN, 1/2 X 1 1/2 CLEVIS, PLTD
11	4	01-10928-01	BSHG, HOLDDOWN SER.II	23	2	31-10601-01	PIN, 1/8 X 2 9/16 HITCH
12	1	01-11153-10	SW TB, 10' RU SIII, C/W DECAL	24	4	31-50150-11	1/2 X 4 1/2 UNC BOLT
		01-11152-10	SPR WIRE TUBE 10' RU Replaced with 01-11153-10	25	8 26	31-50350-01 31-50250-01	1/2 LOCK WASHER, PLATED 1/2 UNC HEX NUT PLATED
	1	01-11153-12	SW TB, 12' RU SIII, C/W DECAL	27	4	31-50150-19	1/2 X 4 UNC BOLT
		01-11152-12	SPR WIRE TUBE 12' RU Replaced with 01-11153-12	28	4 29	31-50904-03 31-50904-02	GR NIPPLE 1/4-28 UNF X 90 DEG GREASE NIPPLE, 1/4 UNF
	1	01-11153-14	SW TB, 14' RU SIII, C/W DECAL	32	2	31-11121-01	DECAL, RAKE-UP, 1 1/8" YL
		01-11152-14	SPR WIRE TUBE 14' RU Replaced with 01-11153-14	33	1 34	31-11132-04 31-11120-01	DECAL WARNING GEN. MOVING DECAL SAFETY LINK WARNING
	1	01-11153-16	SW TB, 16' RU SIII, C/W DECAL				
		01-11152-16	SPR WIRE TUBE 16' RU Replaced with 01-11153-16				
13	1	01-11167-10	FG ROD TB, 10' RU, w/YLW DECAL				
		01-11164-10	FIBER ROD TBG 10' RU SER III Replaced with 01-11167-10				
	1	01-11167-12	FG ROD TB, 12' RU, w/YLW DECAL				
		01-11164-12	FIBER ROD TBG 12' RU SER III Replaced with 01-11167-12				
	1	01-11167-14	FG ROD TB, 14' RU, w/YLW DECAL				
		01-11164-14	FIBER ROD TBG 14' RU SER III Replaced with 01-11167-14				
	1	01-11167-16	FG ROD TB, 16' RU, w/YLW DECAL				
		01-11164-16	FIBER ROD TBG 16' RU SER III Replaced with 01-11167-16				
14	see below	01-11112-01	HOLD DOWN WIRE				
	10		10' MODEL				
	11		12' MODEL				
	13		14' MODEL				
	14		16' MODEL				



D00158A

DRAPER AND GEAR BOX DRIVE – CONVENTIONAL PICKUPS
(See next section for Additional Grass Seed Information)

DRAPER AND GEAR BOX DRIVE (See Next Section For Additional Grass Seed Information)

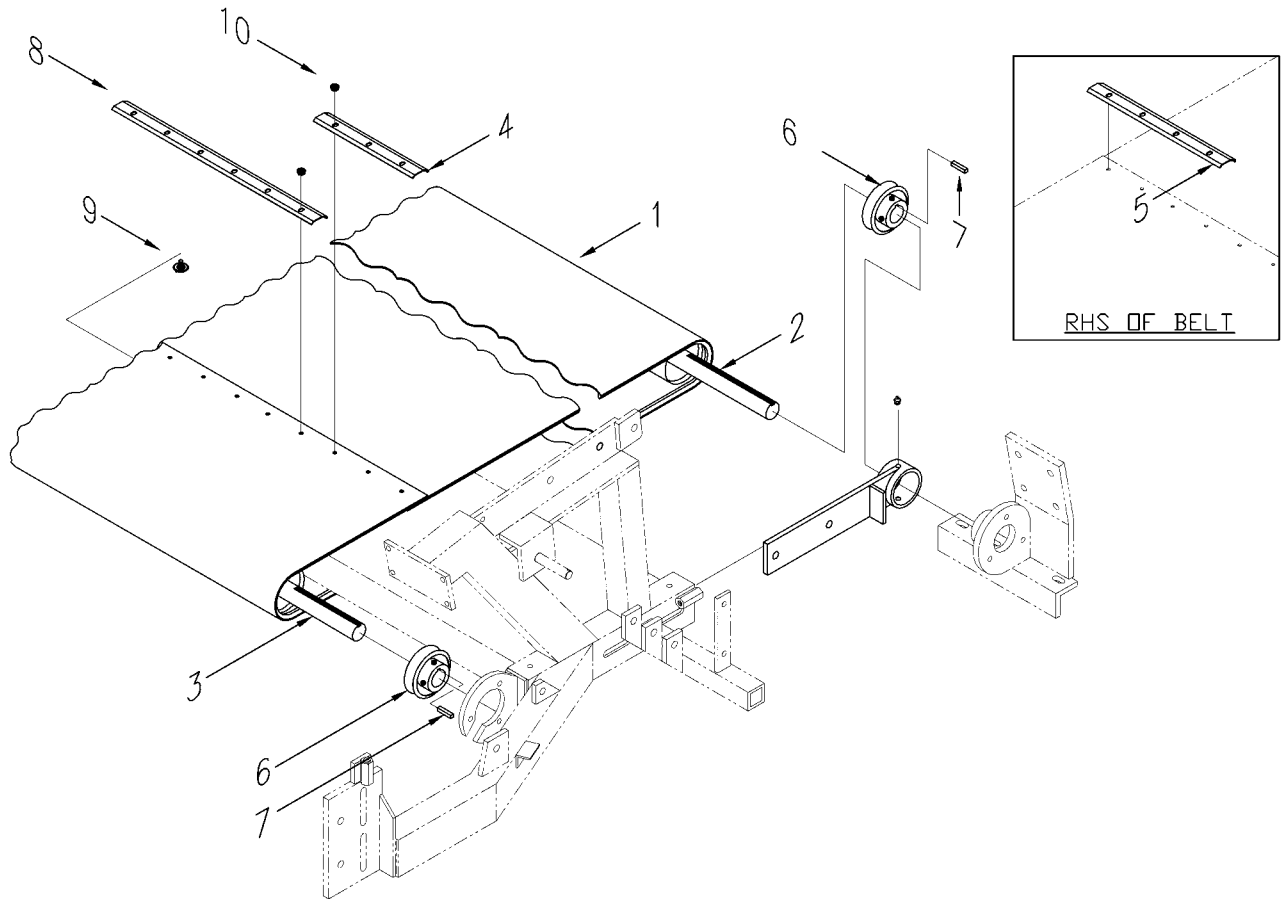
ITEM No.	QTY	PMF PART No.	DESCRIPTION	ITEM No.	QTY	PMF PART No.	DESCRIPTION
1	1	01-10115-10	RU MAIN FRAME, 10S W/DECALS	37	1	N/A	Gear Box (Refer to Gear Box Section)
		01-10110-10	10' STD MAIN FRAME SER III		1	N/A	Gear Box (MI) (Refer to Gear Box Section)
			Replaced with 01-10115-10	38	1	01-10301-01	SCROLL, PL (STD)
	1	01-10115-12	RU MAIN FRAME, 12S W/DECALS		1	01-10301-02	SCROLL PLATE (MI)
		01-10110-12	12' STD MAIN FRAME SER III	39	1	N/A	Drive Rotor (Refer to Drive End Rotor Section)
			Replaced with 01-10115-12	40	1	01-13217-01	2 X 17/32 X 3/16 WASHER, PLATED
	1	01-10113-10	RU MAIN FRAME, 10M W/DECALS	41	1	31-50350-01	1/2 LOCK WASHER, PLATED
		01-10111-10	10' MIRROR MAIN FRAME SER III	42	1	01-13101-01	BOLT 1/2 X 1 1/2 DRILL
			Replaced with 01-10113-10	43	1	01-10201-10	ROLLER, FR 10 FT
	1	01-10113-12	RU MAIN FRAME, 12M W/DECALS		1	01-10201-12	ROLLER, FR 12 FT
		01-10111-12	12' MIRROR MAIN FRAME SER III		1	01-10201-14	ROLLER, FR 14 FT
			Replaced with 01-10113-12		1	01-10201-16	ROLLER, FR 16 FT
	1	01-10113-14	RU MAIN FRAME, 14M W/DECALS	44	1 / belt	01-10991-01	EDGE PROTECTOR
		01-10111-14	14' MIRROR MAIN FRAME SER III	45	6 / belt	31-50225-03	1/4 SERRATED FLANGE NUT
			Replaced with 01-10113-14	46	4	31-50138-03	3/8 X 1 1/4 UNC BOLT
	1	01-10113-16	RU MAIN FRAME, 16M W/DECALS	47	2	31-50916-01	1/2 X 3 SQ HEAD SET SCREWS
		01-10111-16	16' MIRROR MAIN FRAME SER III	48	1	see below	ORBIT MOTORS
			Replaced with 01-10113-16			31-10500-01	ORBIT MOTOR (101-1009-009)
2	6 / belt	31-50125-11	1/4 X 1/2 UNC ELEV BOLT 3-TIP			31-10500-02	ORBIT MOTOR (101-1010-009)
3	see below	31-10100-20	BOLT TOGETHER REAR DRAPER BELT			31-10500-03	ORBIT MOTOR (101-1011-009)
	6		10' MODEL			31-10500-04	ORBIT MOTOR (101-1012-009)
	7		12' MODEL	49	1	see below	ORBIT MOTOR KIT (Includes: Orbit Motor, Torque Arm & Hardware)
	8		14' MODEL			01-11521-01	-01 (46cc) ORBIT MOTOR KIT
	9		16' MODEL			01-11521-02	-02 (74cc) ORBIT MOTOR KIT
4	1	01-10202-10	ROLLER, REAR 10 FT			01-11521-03	-03 (97cc) ORBIT MOTOR KIT
	1	01-10202-12	ROLLER, REAR 12 FT			01-11521-04	-04 (159cc) ORBIT MOTOR KIT
	1	01-10202-14	ROLLER, REAR 14FT			01-12200-03	TORQUE ARM, HYD. MOTOR
	1	01-10202-16	REAR ROLLER, REAR FRAME 16ft	50	1	31-50138-01	3/8 X 3/4 UNC BOLT
5	2	31-50904-01	1/8 NPT STRGHT GREASE NIPPLE	51	4	31-50338-01	3/8 LOCKWASHER, PLATED
6	2	01-10500-03	BRKT, CARRIER/ADJ TAB	52	4	01-10822-01	COVER, BEARING
7	17	31-50338-01	3/8 LOCKWASHER, PLATED	53	1	31-50138-15	STUD, HEX, 3/8 X 1 X 3/4, UNC
8	12	31-50138-02	3/8 X 1 UNC BOLT	54	3	31-50338-01	3/8 LOCKWASHER, PLATED
9	1	01-10704-01	PULLEY, 2MB52L	55	3	31-50338-03	3/8 USS FLAT WASHER, PLATED
10	1	01-10701-01	PULLEY, DRAPER, MB52L	56	3	31-50238-03	NUT, 3/8 UNITORQUE PLATED
11	2	31-50915-04	3/8 X 1 SQ HEAD SET SCREWS	57	3	01-13218-01	1 7/8 OD X 1 3/8 ID 18 GA BSHG
12	4	01-10310-01	HSG, ROLLER BRG	*58	see below	01-13218-01	1 7/8 OD X 1 3/8 ID 18 GA BSHG
13	4	31-10201-01	206-20S DDR BEARING		2	01-13218-01	1 7/8 OD X 1 3/8 ID 18 GA BSHG
14	4	31-10201-02	LOCKING COLLAR EC206-20S		3	01-13218-01	1 7/8 OD X 1 3/8 ID 18 GA BSHG
15	4	01-13303-01	ROLLER HSG ASSEMBLY, LC		4	01-13218-01	1 7/8 OD X 1 3/8 ID 18 GA BSHG
16	2	01-10910-01	1/4 X 1/4 X 1 1/4 KEY		5	01-13218-01	1 7/8 OD X 1 3/8 ID 18 GA BSHG
17	1	01-10902-02	CPLG, HYD. MOTOR, 4 BOLT HOLES		6	01-13218-01	1 7/8 OD X 1 3/8 ID 18 GA BSHG
	1	01-11508-01	KIT, HYD MOTOR COUPLING, RU/SM	59	1	01-11556-01	HUB, CLAAS DUAL PULLEY
			Includes item # 17, 18, 19, 68	60	1	01-10910-04	1/4 X 1/4 X 13/16 KEY
18	4	31-50325-01	1/4 LOCKWASHER, PLATED	61	2	31-50915-03	3/8 X 3/4 SQ. HEAD SET SCREWS
19	2	31-50125-22	BOLT 1/4"UNCX2 1/2" GR5 TAP PL	62	1	01-10705-01	PUL, B - 10"
20	4	31-50150-03	1/2 X 1 1/2 UNC BOLT	63	1	01-13210-01	1 1/2 X 13/32 X 3/16 WASHER
21	6	31-50350-01	1/2 LOCK WASHER, PLATED	64	1	31-50138-03	3/8 X 1 1/4 UNC BOLT
22	4	31-50350-05	WASHER, 1/2 HRD, 1-1/16 OD, PL	65	2	31-50325-01	1/4 LOCKWASHER, PLATED
23	2	31-50250-01	1/2 UNC HEX NUT PLATED	66	2	31-50125-11	1/4 X 1/2 UNC ELEV BOLT 3-TIP
24	1	01-10600-01	ARM, BELT TIGHTENER	67	1	01-11410-01	EUROPEAN CLAAS BELT DRIVE KIT
25	1	01-10929-01	BSHG, BELT TIGHTENER	68	2	31-50125-21	BOLT 1/4"UNCX1 1/2" GR5 TAP PL
26	1	31-10301-01	SPRING TIGHTENER, STD(PEPLH)				
	1	31-10301-02	SPRING TIGHTENER, MI(PEPRH)				
27	1	31-50150-06	1/2 X 3 UNC BOLT				
28	1	31-50150-07	1/2 X 2 1/2 UNC BOLT				
29	1	01-10703-01	PUL, TIGHTENER				
30	2	31-50350-02	1/2 USS FLAT WASHER, PLATED				
31	1	31-50138-08	3/8 X 2 1/2 UNC BOLT				
32	1	31-50338-05	3/8 USS FLAT WASHER, PLATED				
33	1	31-50238-01	3/8 UNC HEX NUT PLATED				
34	2	31-50915-03	3/8 X 3/4 SQ. HEAD SET SCREWS				
35	1	01-10705-01	PUL, B - 10"				
36	1	31-10105-01	B-92 BELT				

*** Note:**

Quantity of item 58 depends on the fit of the drive rotor and scroll plate. Replace with original number of bushings. below and number stamped in the top of the drive rotor. If original is unknown then the number of bushings corresponds to the key

Key

Stamped	0 - 2	150 - 5
	50 - 3	200 - 6
	100 - 4	

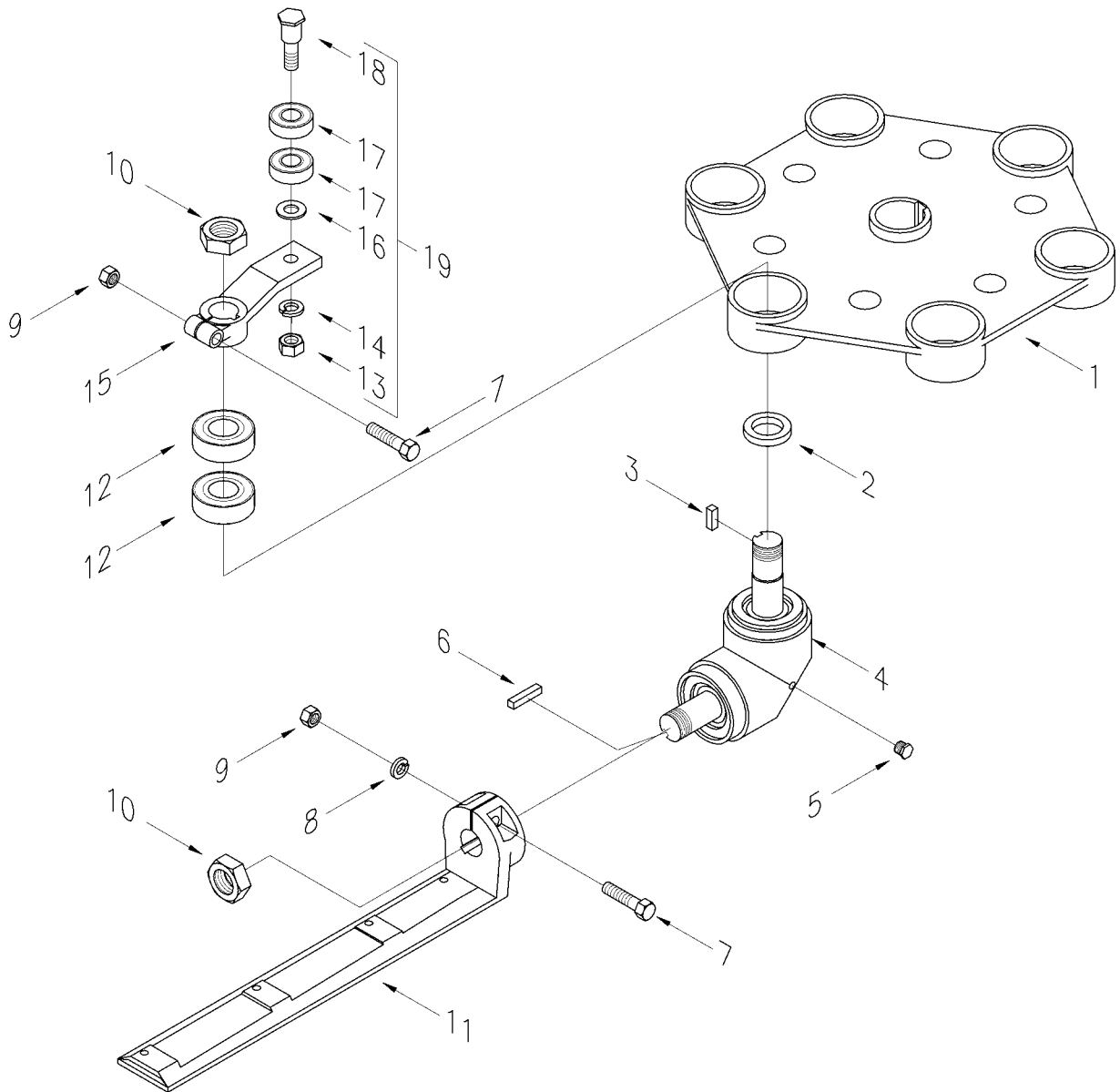


D00225

DRAPER AND GEAR BOX DRIVE - GRASS SEED PICKUPS

DRAPER AND GEAR BOX DRIVE - GRASS SEED PICKUPS

ITEM No.	QTY	PMF PART No.	DESCRIPTION
1	1	31-10101-10	BELT, SOLID DRAPER B.T.116 1/4
	1	31-10101-12	BELT, SOLID DRAPER B.T.135 1/4
2	1	01-10206-10	ROLLER RR 10' GRASS SEED SER3
	1	01-10206-12	ROLLER RR 12' GRASS SEED SER 3
3	1	01-10205-10	ROLLER FRT 10' GRASS SEED SER3
	1	01-10205-12	ROLLER FRT 12' GRASS SEED SER3
4	1	01-10991-02	BELT EDGE PROTECTOR 3-HOLE
5	1	01-10991-03	BELT EDGE PROTECTOR 4 HOLE
6	4	01-10707-01	PULLEY, A/B GROOVE 3.5 X 1.25
7	4	01-10910-01	1/4 X 1/4 X 1 1/4 KEY
8	see below	01-10991-01	EDGE PROTECTOR
	5		10' MODELS
	6		12' MODELS
9	see below	31-50125-11	1/4 X 1/2 UNC ELEV BOLT 3-TIP
	37		10' MODELS
	43		12' MODELS
10	see below	31-50225-03	1/4 SERRATED FLANGE NUT
	37		10' MODELS
	43		12' MODELS

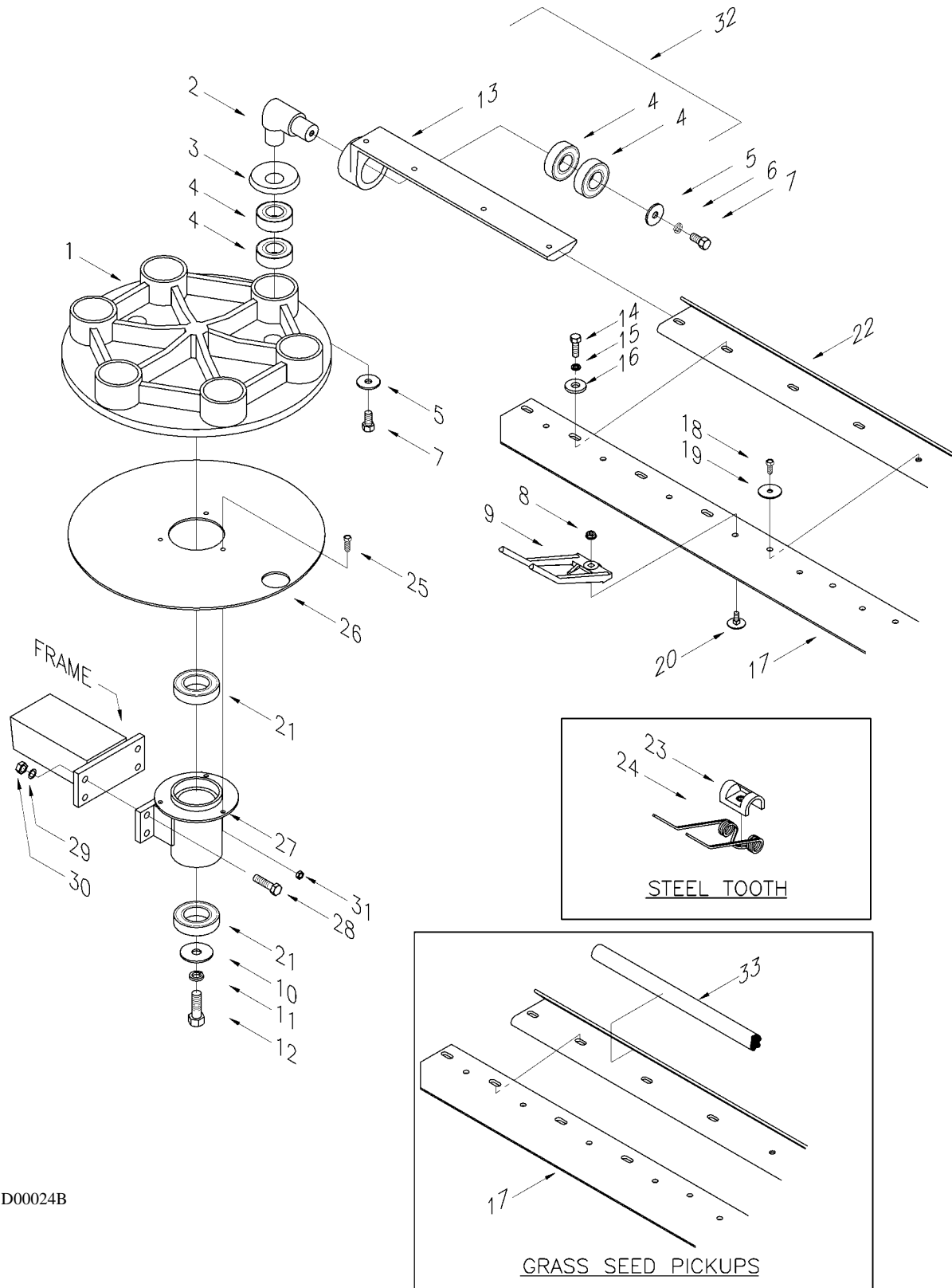


D00023A

DRIVE END ROTOR

DRIVE END ROTOR

ITEM No.	QTY	PMF PART No.	DESCRIPTION
1	1	01-13305-01	DRIVE ROTOR ASSEMBLY
	1	01-10304-01	ROTOR, DRIVE END
2	6	31-50908-07	#8 (1" HOLE, .25 THK) BUSHING
3	6	01-10910-04	1/4 X 1/4 X 13/16 KEY
4	6	01-10409-01	GR BOX, SMALL, COMPLETE
5	12	31-50905-01	1/8 NF HEX HEAD BRASS PLUG
6	6	01-10910-01	1/4 X 1/4 X 1 1/4 KEY
7	12	31-50138-04	3/8 X 1 1/2 UNC BOLT
8	6	31-50338-01	3/8 LOCKWASHER, PLATED
9	12	31-50238-01	3/8 UNC HEX NUT PLATED
10	12	31-50288-01	7/8 NF HEX JAM NUT, BLACK
11	6	01-10307-01	ARM, FINGER BAR DRIVE,STD
	6	01-10307-02	ARM, FINGER BAR DRIVE (MI)
12	12	31-10203-01	6205 LLC BEARING
13	6	31-50243-02	7/16 UNF HEX NUT PLATED
14	6	31-50343-01	7/16 LOCK WASHER, PLATED
15	6	01-10309-01	ARM, FOLLOWER , STD
	6	01-10309-02	ARM, FOLLOWER (MI)
16	6	31-50343-02	7/16 SAE FLAT WASHER, PLATED
17	12	31-10204-01	6202-16 DDU BEARING
18	6	01-10901-01	SHLDR BOLT
19	6	01-13301-01	SHLDR BOLT C/W BRGS,WSHERS,NUT (Does Not Include Item 15)

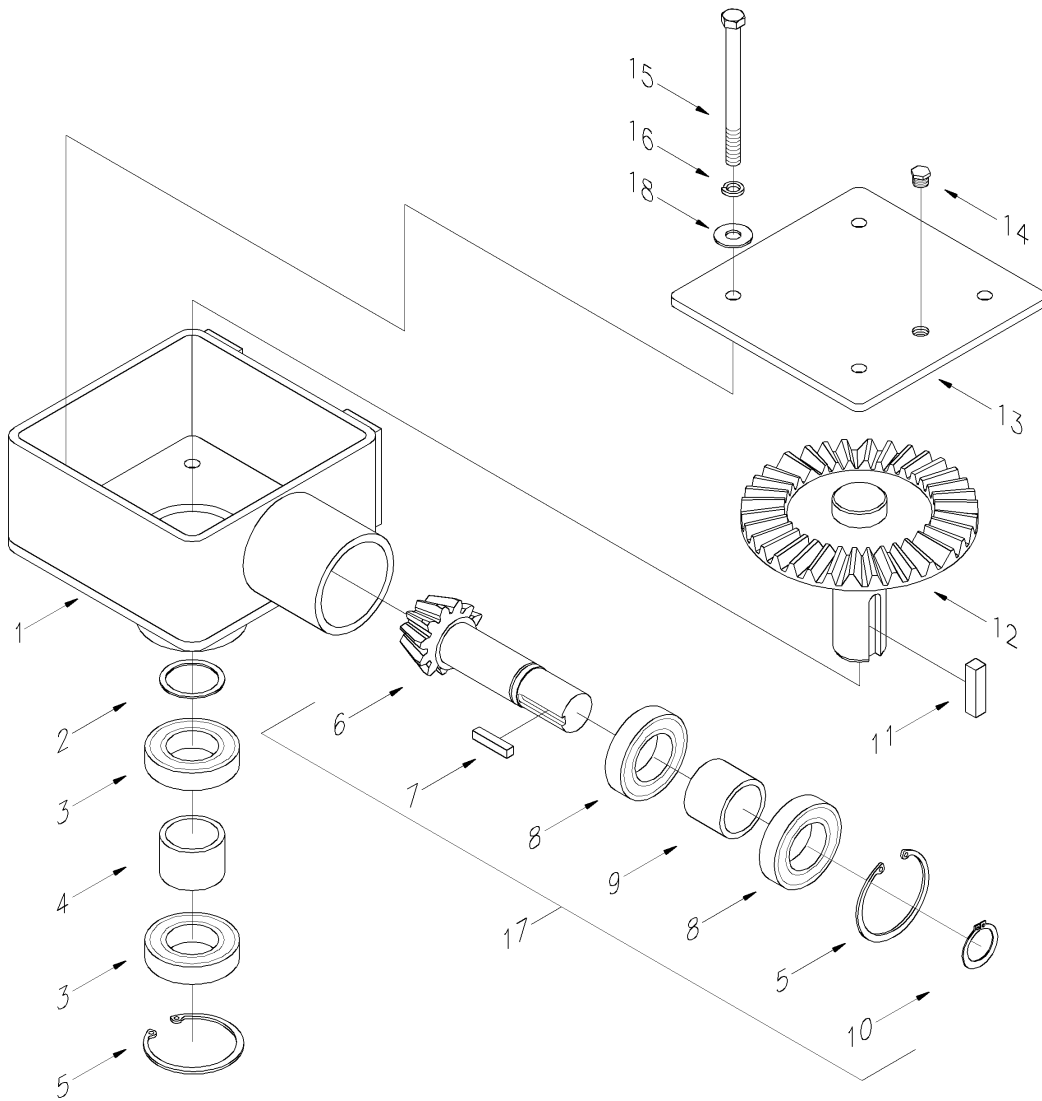


D00024B

IDLER END ROTOR

IDLER END ROTOR

ITEM No.	QTY	PMF PART No.	DESCRIPTION	ITEM No.	QTY	PMF PART No.	DESCRIPTION
1	1	01-10305-01	ROTOR, IDLER END	32	6	41-10603-01	IDLER ARM ASSEMBLY
	1	01-13302-01	IDLER ROTOR ASSEMBLY (Includes: Idler Rotor and Bearings)	33	6	41-10603-02	IDLER ARM ASSEMBLY MI
2	6	01-10303-01	ELBOW		see below	30-90545-01	7/8" DIA ETHAFOAM ROD
3	6	01-10917-01	BRG CAP		9.5'/FB		10' MODEL
4	24	31-10203-01	6205 LLC BEARING		11.1'/FB		12' MODEL
5	12	01-13201-01	1 1/4 X 3/8 X 11 GA WASHER	Complete Idler End Rotor Assembly (Includes: idler rotor, elbows, idler finger bar arms, and bearings)			
6	6	31-50338-01	3/8 LOCKWASHER, PLATED				Standard - 41-10403-01
7	12	31-50138-01	3/8 X 3/4 UNC BOLT				Mirror - 41-10403-02
8	see #9	31-50225-03	1/4 SERRATED FLANGE NUT	Complete Finger Bar Assembly (Includes: finger bar, finger bar belt, sheet metal screws, fender washers, elevator bolts, sabre teeth, flange nuts)			
9	see below	01-10940-01	RAKE-UP SABRE TOOTH				41-10906-10 - 10 FT
	144		10' MODEL, 24/BAR				41-10906-12 - 12 FT
	168		12' MODEL, 28/BAR				41-10906-14 - 14 FT
	192		14' MODEL, 32/BAR				41-10906-16 - 16 FT
	216		16' MODEL, 36/BAR	Complete Grass Seed Finger Bar Assembly (Includes: finger bar, finger bar belt, 7/8 Dia Ethafoam Rod, sheet metal screws, fender washers, elevator bolts, sabre teeth, flange nuts)			
10	1	01-13217-01	2 X 17/32 X 3/16 WASHER, PLATED				41-10904-10 - 10 FT
11	1	31-50350-01	1/2 LOCK WASHER, PLATED				41-10904-12 - 12 FT
12	1	31-50150-03	1/2 X 1 1/2 UNC BOLT	* 7/8" Dia Ethafoam Rod is Glued To The Finger Bars.			
13	6	01-10308-01	ARM, FINGER BAR IDLER, STD Subs With 41-10403-01				
	6	41-10403-02	ROTOR, IDLER END SUBASSY MI				
	6	01-10308-02	ARM, FINGER BAR IDLER (MI) Replaced With 41-10403-02				
14	48	31-50131-09	BOLT, 5/16 X 1 UNC, HEX, GR 8				
15	48	31-50331-01	5/16 LOCK WASHER, PLATED				
16	48	31-50338-07	3/8 X 1 1/2 X10 GA WSHR, PLTD				
17	6	01-11001-10	FINGER BAR BELT (4" X 10')				
	6	01-11001-12	FINGER BAR BELT (4" X 12')				
	6	01-11001-14	FINGER BAR BELT (4" X 14')				
	6	01-11001-16	FINGER BAR BELT (4" X 16')				
	6	01-11003-10	FINGER BAR BELT (6" X 10')				
	6	01-11003-12	FINGER BAR BELT (6" X 12')				
18	see #19	31-50501-01	#14 3/4 HEX SHEET METAL SCREW				
	not shown	31-50501-02	5/16 X 3/4 SHEET METAL SCREW (Use When #14 Screw Strips Out)				
19	see below	31-50325-02	1/4 X 1 1/4 FENDER WASHER PLTD				
	102		10' MODEL, 17/BAR				
	126		12' MODEL, 21/BAR				
	150		14' MODEL, 25/BAR				
	174		16' MODEL, 29/BAR				
20	see #9	31-50125-03	1/4 X 3/4 UNC STD. ELEV BOLT				
21	2	31-10205-01	6007 DDU BEARING				
22	6	01-10903-10	FINGER BAR, 10 FT, CUT, COPED				
	6	01-10903-12	FINGER BAR, 12 FT, CUT, COPED				
	6	01-10903-14	FINGER BAR, 14 FT, CUT, COPED				
	6	01-10903-16	FINGER BAR, 16 FT, CUT, COPED				
23	see #9	31-10912-02	RAKE-UP STEEL TOOTH RETAINER				
24	see #9	31-10912-01	RAKE-UP STEEL FINGER				
25	3	31-50125-05	1/4 X 1/2 UNC BOLT				
26	1	40-10132-01	IDLER ROTOR SEAL, BIG RD PLATE				
27	1	01-10931-01	HSG, IDLER ROTOR BRG				
28	4	31-50138-03	3/8 X 1 1/4 UNC BOLT				
29	4	31-50338-01	3/8 LOCKWASHER, PLATED				
30	4	31-50238-01	3/8 UNC HEX NUT PLATED				
31	3	31-50225-03	1/4 SERRATED FLANGE NUT				

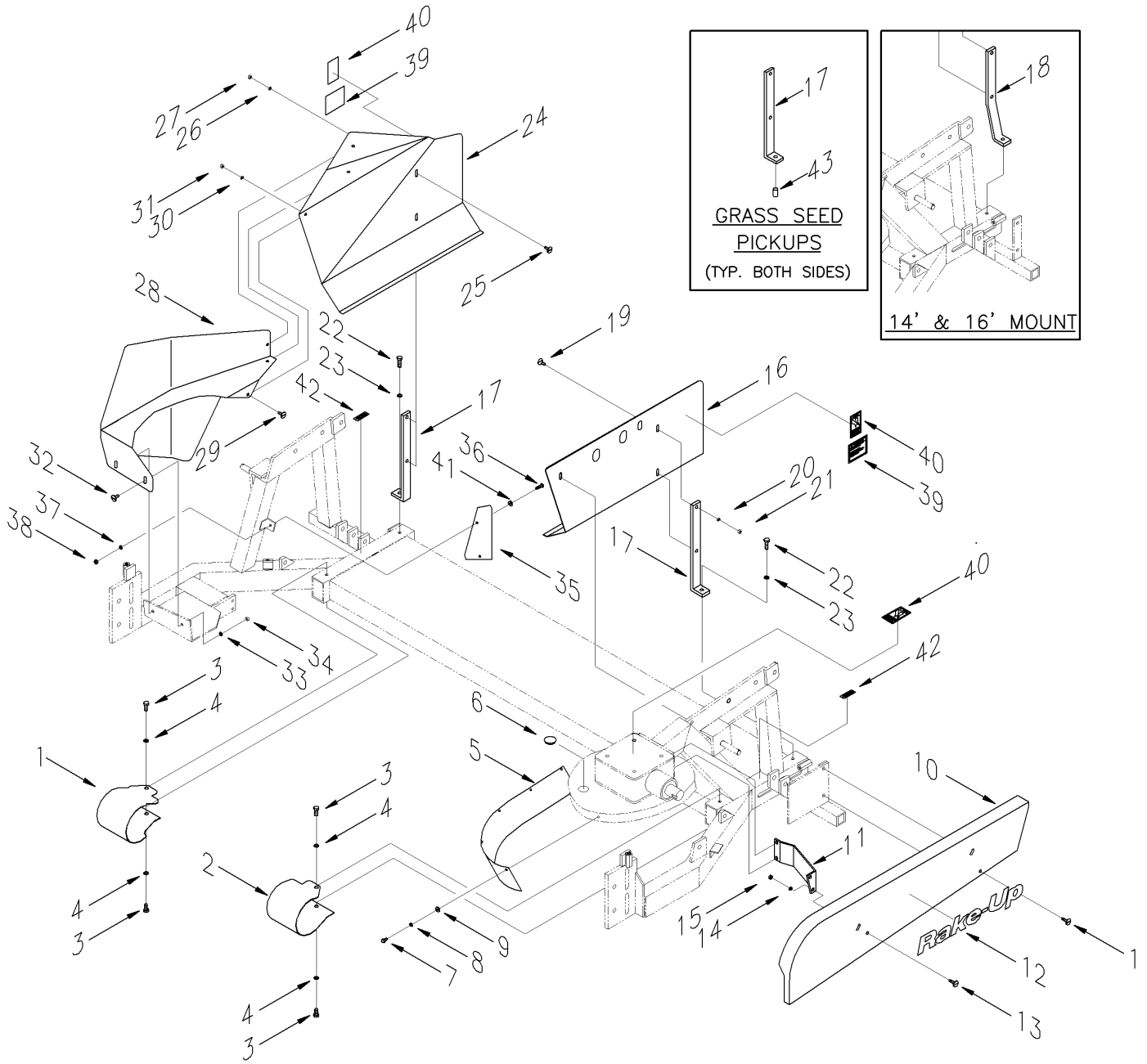


D00025

MAIN GEAR BOX

MAIN GEAR BOX

ITEM No.	QTY	PMF PART No.	DESCRIPTION
1	1	01-10402-01	GR BOX HSG (STD)
	1	01-10402-02	GR BOX HSG (MI)
2	1	31-50908-04	#16, 1 3/8 HOLE-18 GA BSHG
3	2	31-10205-01	6007 DDU BEARING
4	1	01-10406-01	SPACER, OUTPUT
5	2	31-50906-01	244 INTERNAL SNAP RING
6	1	01-10404-01	GR, 11 TOOTH PINION
7	1	01-10910-01	1/4 X 1/4 X 1 1/4 KEY
8	2	31-10206-01	6206 DDU BEARING
9	1	01-10407-01	SPACER, LONG INPUT
10	1	31-50907-01	118 EXTERNAL SNAP RING
11	1	01-10911-01	3/8 X 3/8 X 1 1/2 KEY
12	1	01-10403-01	GR, 36 TOOTH CROWN
13	1	01-10412-03	LID, GEAR BOX, C/W PIN PT DEC.
14	1	31-50905-01	1/8 NF HEX HEAD BRASS PLUG
15	4	31-50138-07	3/8 X 4 1/2 UNC BOLT
16	4	31-50338-01	3/8 LOCKWASHER, PLATED
17	1	01-13304-01	PINION ASSEMBLY (Includes: Bearings, Spacer, and Snap Rings)
18	4	31-50338-05	3/8 USS FLAT WASHER, PLATED

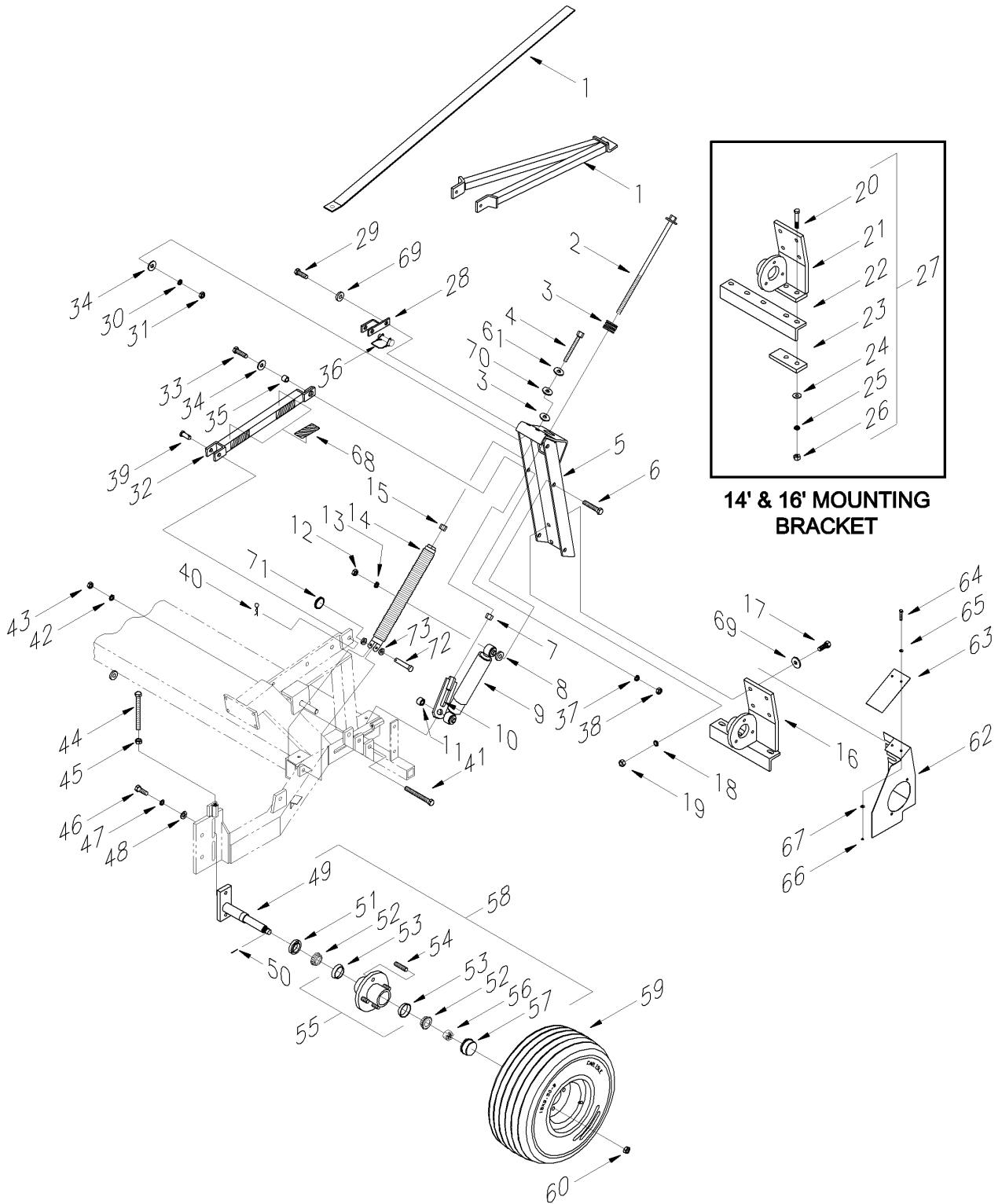


D00026B

SHIELD ASSEMBLY

SHIELD ASSEMBLY

ITEM No.	QTY	PMF PART No.	DESCRIPTION	ITEM No.	QTY	PMF PART No.	DESCRIPTION
1	1	01-10805-01	GUARD FT ROLLER IDLER END	26	2	31-50331-01	5/16 LOCK WASHER, PLATED
	1	01-10815-01	GRASS SEED IDLE ROLL GRD STD	27	2	31-50231-01	5/16 UNC HEX NUT PLTD
	1	01-10805-02	FT ROLLER IDLER (MI) GUARD	28	1	01-10801-09	IDLER ROTOR SHIELD, R/U, STD
	1	01-10815-02	GRASS SEED IDLE ROLL GUARD MI		1	01-10801-10	IDLER ROTOR SHIELD,R/U, MI
2	1	01-10806-01	GUARD, FT ROLLER DRIVE END		1	01-10801-07	GUARD, IDLER ROTOR, STD W/DEC (S/N: 2000) Replaced With 01-10801-09
	1	01-10816-01	GRASS SEED DRIVE ROLL GRD STD		1	01-10801-08	GUARD, IDLER ROTOR, MI W/DECAL (S/N: 2000) Replaced With 01-10801-10
	1	01-10806-02	FT ROLLER DRIVE (MI)				
	1	01-10816-02	GRASS SEED DRIVE ROLL GRD MI				
3	4	31-50138-01	3/8 X 3/4 UNC BOLT		1	01-10801-05	IDLER ROTOR GUARD STD
4	4	31-50338-01	3/8 LOCKWASHER, PLATED				(S/N: Pre 2000) Replaced With 01-10801-09
5	1	01-10807-02	GUARD, SCROLL PL		1	01-10801-06	IDLER ROTOR GUARD MI
	1	01-10807-01	SHEILD, SCROLL PLATE Replaced With 01-10807-02	29	3	31-50131-04	5/16 X 3/4 UNC TRUSS BOLT
6	1	01-10935-01	1 1/4 SCROLL PLATE PLUG	30	3	31-50331-01	5/16 LOCK WASHER, PLATED
7	5	31-50125-05	1/4 X 1/2 UNC BOLT	31	3	31-50231-01	5/16 UNC HEX NUT PLTD
8	5	31-50325-01	1/4 LOCKWASHER, PLATED	32	2	31-50131-04	5/16 X 3/4 UNC TRUSS BOLT
9	5	31-50325-03	1/4 FLAT WASHER 17/64ID 3/4OD	33	2	31-50331-01	5/16 LOCK WASHER, PLATED
10	1	01-10804-11	BELT GUARD, C/W RU LOGO DECAL	34	2	31-50231-01	5/16 UNC HEX NUT PLTD
	1	01-10804-12	BELT GRD MI, C/W RU LOGO DECAL	35	1	01-10821-01	SHIELD, IDLER ROTOR
	1	01-10804-06	BELT GUARD, MIRROR (S/N: 2000) Replaced With 01-10804-12	36	2	31-50131-02	5/16 X 1 UNC BOLT
	1	01-10804-05	BELT GUARD, STANDARD (S/N: 2000) Replaced With 01-10804-11	37	2	31-50331-01	5/16 LOCK WASHER, PLATED
	1	01-10804-04	GUARD, BELT (90/MI) (S/N: Pre 2000) May Sub With 01-10804-12	38	2	31-50231-01	5/16 UNC HEX NUT PLTD
	1	01-10804-03	GUARD, BELT (90), STANDARD (S/N: Pre 2000) May Sub With 01-10804-11	39	2	31-11132-04	DECAL WARNING GEN. MOVING
				40	3	31-11132-01	DECAL WARNING PINCH PT
				41	2	31-50331-02	5/16 USS FLAT WASHER, PLATED
				42	2	31-11100-03	DECAL, DRAPER BELT TENSION
				43	2	01-11610-05	SPACER WIND GUARD BRKT GS
11	1	01-10512-01	BRKT, FRONT BELT GUARD				
	1	01-10512-02	BRKT, FRONT BELT GUARD (MI)				
12	1	31-10915-01	RAKE-UP DECAL				* 10' & 12' models only
13	3	31-50131-04	5/16 X 3/4 UNC TRUSS BOLT				** 14' & 16' model only
14	4	31-50331-01	5/16 LOCK WASHER, PLATED				
15	4	31-50231-01	5/16 UNC HEX NUT PLTD				
16	1	01-10803-07	WIND GRD, DRV END C/W DECAL				
	1	01-10803-08	WIND GRD, DRV END MI W/DEC				
	1	01-10803-03	GUARD DRIVE END WIND STD (S/N: Pre 2001) Replaced With 01-10803-07				
	1	01-10803-04	GUARD, DRIVE END WIND MI (S/N: Pre 2000) Replaced With 01-10803-08				
17*	2	01-10503-02	BRKT, WIND GUARD/90				
	2	01-10503-04	BRKT WIND GRD GRASS SEED				
18**	2	01-10503-03	WINDGUARD BRKT, 14'				
19	4	31-50131-03	5/16 X 1 UNC TRUSS BOLT				
20	3	31-50331-01	5/16 LOCK WASHER, PLATED				
21	3	31-50231-01	5/16 UNC HEX NUT PLTD				
22	2	31-50138-02	3/8 X 1 UNC BOLT				
23	2	31-50338-01	3/8 LOCKWASHER, PLATED				
24	1	01-10802-09	WIND GUARD, IDLER STD				
	1	01-10802-10	WIND GUARD, IDLER MI				
	1	01-10802-07	WIND GUARD, IDLER, STD, DECAL (S/N: 2000) Replaced With 01-10802-09				
	1	01-10802-08	WIND GUARD, IDLER, MI W/DECAL (S/N: 2000) Replaced With 01-10802-10				
	1	01-10802-05	WIND GUARD, IDLER STD (S/N: Pre 2000) Replaced With 01-10802-09				
	1	01-10802-06	WING GUARD, IDLER MI (S/N: Pre 2000) Replaced With 01-10802-10				
25	2	31-50131-03	5/16 X 1 UNC TRUSS BOLT				



14' & 16' MOUNTING BRACKET

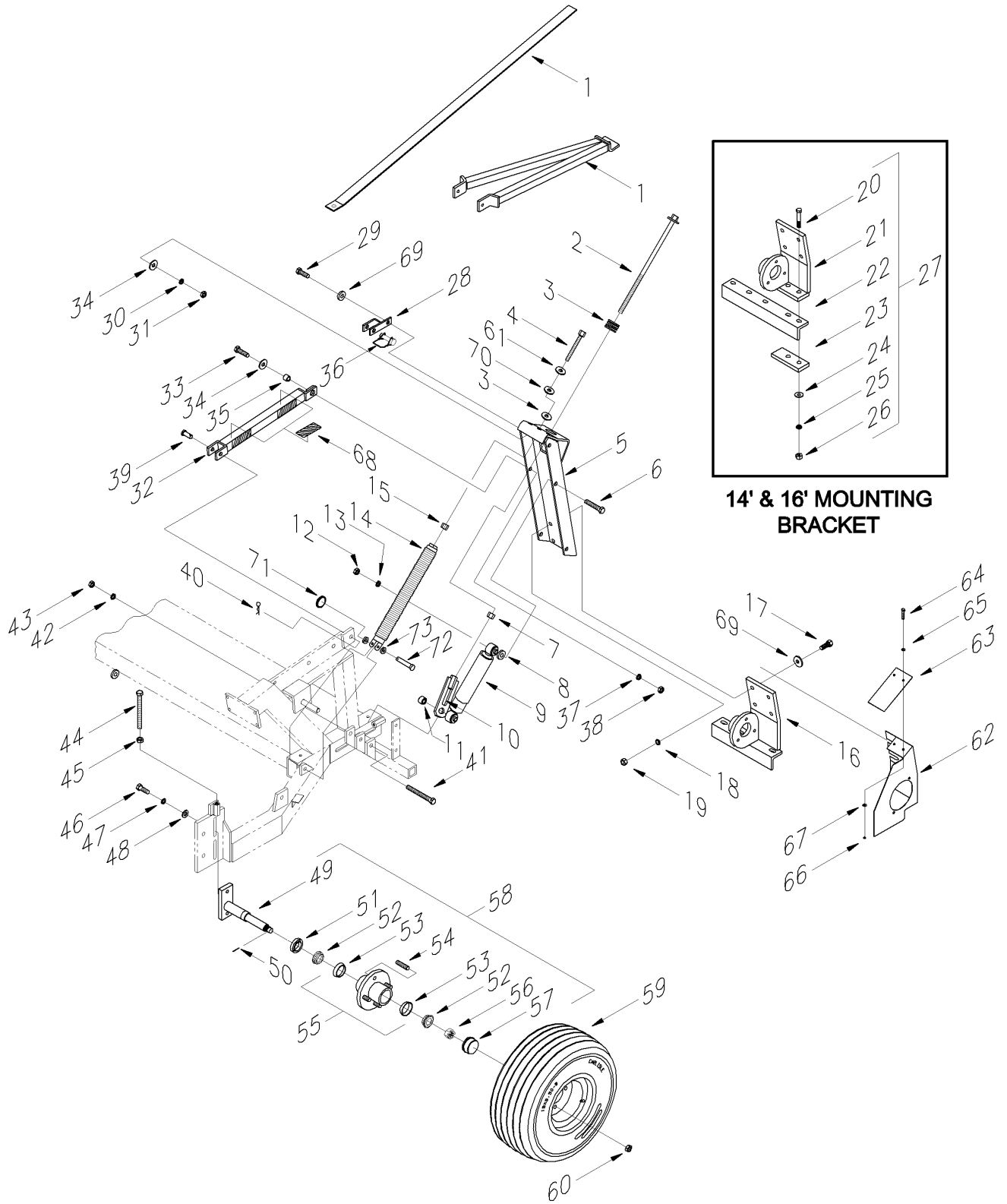
MAIN FRAME ASSEMBLY

D00029F

MAIN FRAME ASSEMBLY

ITEM No.	QTY	PMF PART No.	DESCRIPTION	ITEM No.	QTY	PMF PART No.	DESCRIPTION
1	1	07-10090-00	HEADER BRACE 12"RH,14"RH,16"RH	32	1	01-10607-01	STORAGE BRACE, RU - RH
	1	07-10091-00	HEADER BRACE 12"RH,14"RH,16"RH			01-10605-02	ST. BR., CLEV. RU, RH, C/W DEC
	1	07-10241-00	HEADER BRACE, 10R				Subs with 01-10607-01
	4	01-10909-02	BRACE, 48" - SER.II & III			01-10601-03	RU STORAGE BRACE, RH C/W DECAL
2	2	01-13104-01	BOLT, LIFTER ADJ SER II				Replaced with 01-10607-01
3	8	01-10924-01	STOPPER, RUBBER-SER.II	1	1	01-10606-01	STORAGE BRACE, RU - LH
4	2	01-13107-01*	BOLT, 5/8"-11X12", GR5, PLTD			01-10605-03	ST. BR., CLEV. RU, LH, C/W DEC
	2	01-13106-01**	SPRING BOLT, 1/2 X 12 GR5 PLTD				Subs with 01-10606-01
			For 01-10923-01 spring only			01-10601-02	RU STORAGE BRACE, LH C/W DECAL
	2	01-13103-01	BOLT, SPRG SER II				Replaced with 01-10606-01
			(S/N: Pre 2001) Replaced With 01-13106-01	2	2	01-10601-01	STIFF ARM, RAKE-UP SER III
	2	01-13103-02	Invalid Part Number, Use 01-13106-01				(S/N: Pre 2001) Replaced With 01-10606-01/01-10607-01
5	2	01-10513-06*	CHAN. UPRIGHT, 3/4" BOLT HOLES	33	2	31-50150-25	1/2 X 1 3/4 UNC BOLT
	2	01-10513-05**	CHANNEL UPRIGHT, 5/8" HOLES	34	4	31-50350-02	1/2 USS FLAT WASHER, PLATED
			(Replaced with 01-10513-06) (For 01-10923-01 spring only)	35	2	01-11178-03	STIFF ARM BUSHING
6	2	31-50150-06	1/2 X 3 UNC BOLT	36	2	31-10610-01	3/8 X 2 1/2 SQU. LOCK PIN
7	2	31-50263-01	5/8 UNC HEX NUT PLATED	37	2	31-50350-01	1/2 LOCK WASHER, PLATED
8	2	01-13202-01	WSHR 1 1/4 X 17/32 X 1/4	38	2	31-50250-01	1/2 UNC HEX NUT PLATED
9	2	31-10905-01	SHOCK ABSORBER	39	2	31-10605-04	1/2 X 1 3/4, CLEVIS PIN, PLTD
10	2	01-10517-01	LIFTER BRACKET		2	31-10605-03	PIN, 1/2 X 1 1/4 CLEVIS, PLTD
	2	01-10514-01	LIFTER BRACKET				(S/N: Pre 2001) Replaced With 31-10605-04
11	2	01-10927-01	BSHG, LIFTER BRKT-SER.II	40	2	31-10601-01	PIN, 1/8 X 2 9/16 HITCH
12	2	31-50250-01	1/2 UNC HEX NUT PLATED	41	2	31-50150-11	1/2 X 4 1/2 UNC BOLT
13	2	31-50350-01	1/2 LOCK WASHER, PLATED	42	2	31-50350-01	1/2 LOCK WASHER, PLATED
14	2	01-10923-03*	SPRING, EXTENSION, C/W PLUGS	43	2	31-50250-01	1/2 UNC HEX NUT PLATED
	1	03-11507-01*	KIT, SUSP. SPR. UPGRADE, RU/SM	44	2	01-10916-01	HGT ADJUST BOLT, 1/2 X 6
	2	01-10923-02**	SPRING, SUSP., W/PLUG, S-III	45	2	31-50250-01	1/2 UNC HEX NUT PLATED
			Replaced with 03-11507-01	46	4	31-50150-03	1/2 X 1 1/2 UNC BOLT
	2	01-10923-01	SPRING W/PLUG-SER.II	47	4	31-50350-01	1/2 LOCK WASHER, PLATED
			(S/N: Pre 2001) Replaced With 03-11507-01	48	6	31-50350-02	1/2 USS FLAT WASHER, PLATED
15	2	31-50250-01	1/2 UNC HEX NUT PLATED	49	2	01-10920-02	SPDL, CONESTOGA
16	1	01-10501-03	MTNG BRKT, LH, (On Cutter Bar)	50	2	31-50910-01	5/32 X 1 COTTER PIN, PLATED
	1	01-10501-04	MTNG BRKT, RH, (On Cutter Bar)	51	2	31-50909-04	SEAL, CONESTOGA SEAL
17	8	31-50150-03	1/2 X 1 1/2 UNC BOLT	52	4	31-10207-03	L44649 BRG CONE
18	8	31-50350-01	1/2 LOCK WASHER, PLATED	53	4	31-10207-01	L44610 BRG CUP
19	8	31-50250-01	1/2 UNC HEX NUT PLATED	54	8	31-10901-01	STUD, 1/2 NF CONESTOGA
20	4	31-50150-07	1/2 X 2 1/2 UNC BOLT	55	2	31-10900-03	CONESTOGA W/CUP, STUDS
21	1	01-10505-07	MTNG BRKT, LH (Below Cutt Bar)	56	2	31-50299-01	1" NF CASTELATED HEX NUT BARE
	1	01-10505-08	MTNG BRKT, RH (Below Cutt Bar)	57	2	31-10902-03	DUST CAP, CONESTOGA
22	1	01-10505-03	ANGLE, LH (Below Cutter Bar)	58	2	01-10912-01	HUB & SPDL ASSY /W NUTS
	1	01-10505-04	ANGLE, RH (Below Cutter Bar)	59	2	31-10907-20	TIRE&RIM, 18X8.50X8, SILVER
23	4	01-10505-09	SHIM, MNTG BRKT Below Cutt Bar			31-10907-21	TIRE/RIM/TUBE, (18X8.5)JD YL
	2	01-10505-01	14' MOUNT BRACKET SHIM		1	31-10903-01	18*8.50-8 TIRE CARLISLE TURF
			(S/N: Pre 2001) Replaced With 01-10505-09		1	31-10903-02	18/8.50-9.5X8 TUBE W/TR-13 VLV
24	4	31-50350-02	1/2 USS FLAT WASHER, PLATED		1	31-10904-02	WHEEL RIM, 8", 4 BOLT, SILVER
25	4	31-50350-01	1/2 LOCK WASHER, PLATED		1	31-10904-03	RIM, 8"X7" 4 BOLT, JD YELLOW
26	4	31-50250-01	1/2 UNC HEX NUT PLATED	60	2	31-50250-04	WHEEL NUT 1/2 UNF
27	1	01-10501-07	KIT, MNT BRKT, LH, Below Cutt Bar	61	2	31-50363-03	WASHER 5/8" HRD PL
	1	01-10501-08	KIT, MNT BRKT, RH, Below Cutt Bar		2	31-50350-05	WASHER, 1/2 HRD, 1-1/16 OD, PL
28	2	01-10604-01	STIFF ARM CLEVIS-PMF HDR MNT				Replaced with 31-50363-03
	2	01-10603-01	STIFF ARM HOLDER BRKT	62	1	01-10804-07	BELT GUARD, REAR, STANDARD
			(S/N: Pre 2000) Replaced With 01-10604-01		1	01-10804-08	BELT GUARD, REAR, MIRROR
29	2	31-50150-05	1/2 X 2 UNC BOLT	63	1	01-10804-09	FLAP, REAR BELT GUARD
30	2	31-50350-01	1/2 LOCK WASHER, PLATED	64	2	31-50125-01	1/4 X 1 NC BOLT
31	2	31-50250-01	1/2 UNC HEX NUT PLATED	65	2	31-50325-03	1/4 FLAT WASHER 17/64ID 3/4OD
				66	2	31-50225-01	1/4 UNC NUT

See page A-18 for notes (*, **)



14' & 16' MOUNTING BRACKET

D00029F

MAIN FRAME ASSEMBLY

MAIN FRAME ASSEMBLY

ITEM No.	QTY	PMF PART No.	DESCRIPTION
67	2	31-50325-01	1/4 LOCKWASHER, PLATED
68	8	31-11174-01	DECAL, NOTIFICATION - SMALL
	2	31-11112-01	DECAL, ATTENTION STORAGE BRACE Replaced with (8) 31-11174-01
69	10	31-50350-02	1/2 USS FLAT WASHER, PLATED
70	2	31-50363-04	WASHER 5/8" USS PL
71	2	31-51509-00	RING, SPLIT, 1 1/4"
72	2	31-10605-01	PIN, 1/2 X 2 1/4" CLEVIS, PLTD
73	4	31-50350-04	1/2 SAE FLAT WASHER, PLATED

Hardware not shown:

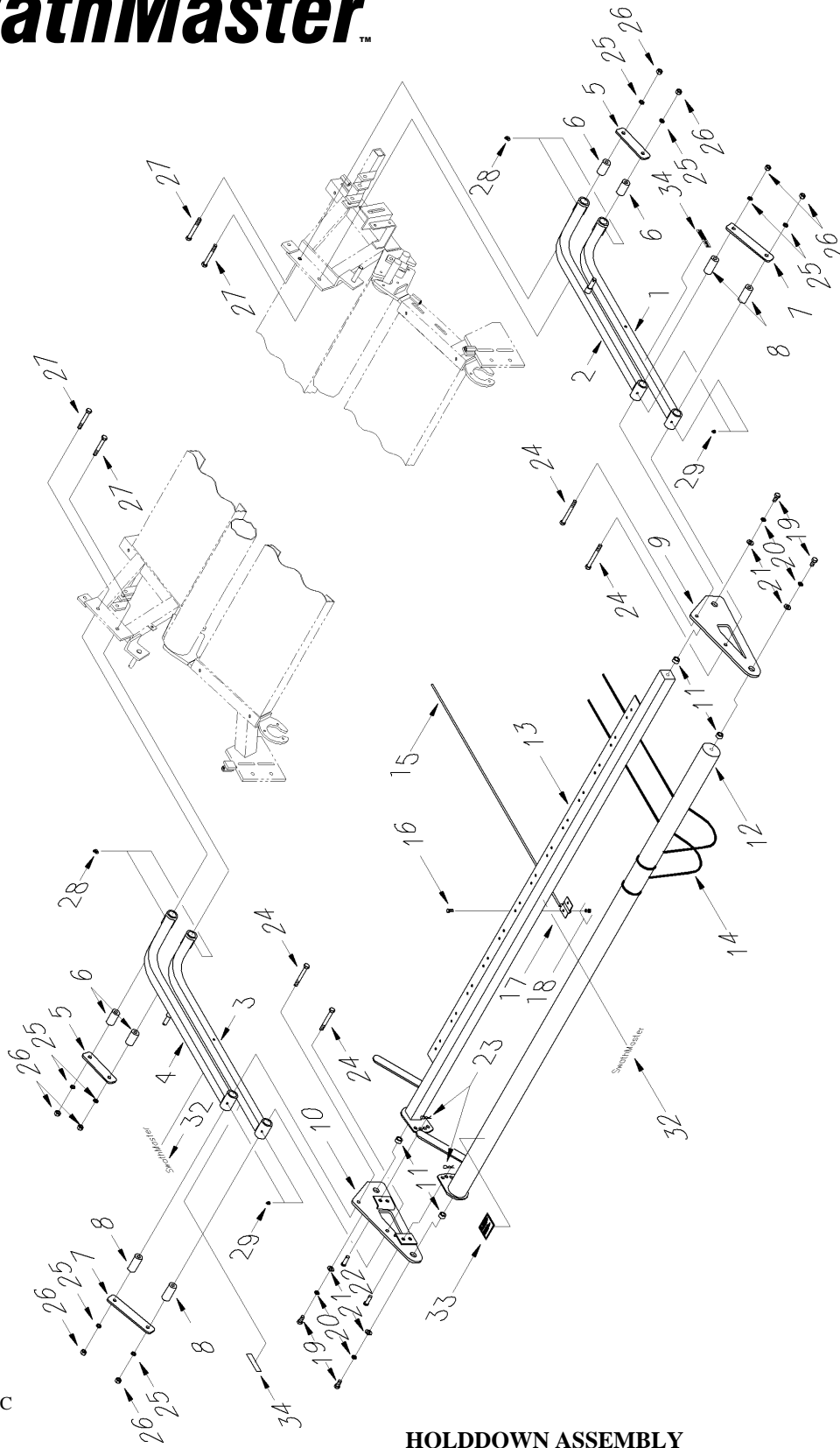
Application	Qty	PMF Part No.	Description
Mtg Item	6	31-50150-03	1/2 X 1 1/2 UNC BOLT
1 to Hdr &	6	31-50250-01	1/2 UNC HEX NUT PLATED
Item 5	6	31-50350-01	1/2 LOCK WASHER, PLATED

NOTES:

* S/N: 10S-04001, 10M-04001, 12S-04001, 12M-04001-, 14M-04002-, and 16M-04001-to Present

** S/N: Pre 10S-04001, Pre 10M-04001, Pre 12S-04001, Pre 14M-04002, Pre 16M-04001

SwathMaster™



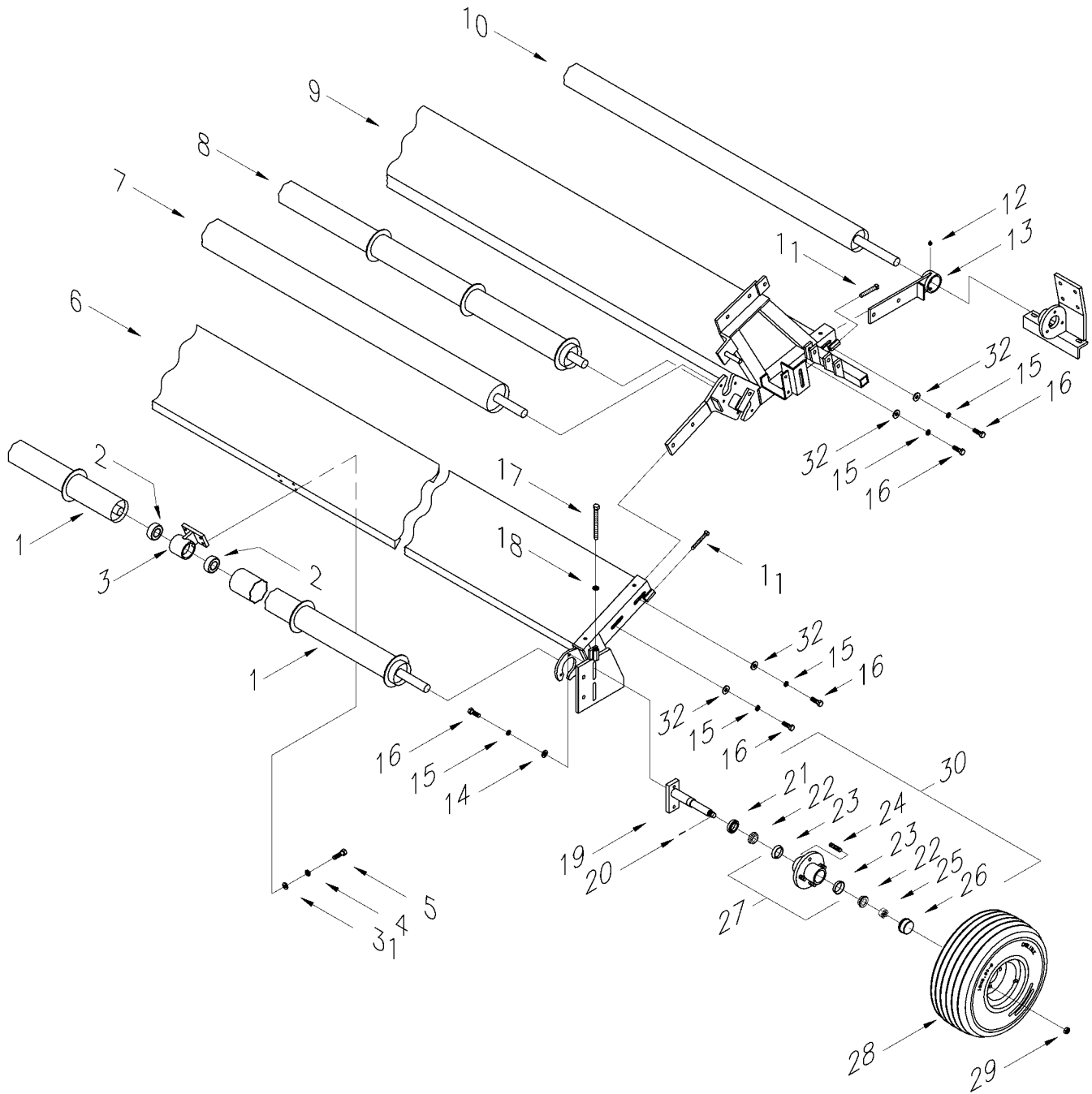
D00067C

HOLDDOWN ASSEMBLY

SECTION B – SWATHMASTER

HOLDDOWN ASSEMBLY

ITEM No.	QTY	PMF PART No.	DESCRIPTION	ITEM No.	QTY	PMF PART No.	DESCRIPTION
1	1	01-11177-03	LOWER ARM, L.H., C/W DECAL	15	see below	31-10906-02	FIBERGLASS ROD 3/8"X48" BLACK
	1	01-11177-01	LOWER ARM, LH ASSY HOLD DOWN Replace With 01-11177-03				31-10906-01
2	1	03-11176-03	UPPER ARM LH w/WHITE DECAL	21	23		12' Model
	1	01-11176-01	UPPER ARM, LH ASSY HOLD DOWN Replace With 03-11176-03				27
3	1	01-11176-05	UPPER ARM, LH, YLW SM DECAL	16	37	31-50131-01	16' Model
	1	01-11177-04	LOWER ARM, R.H., C/W DECAL				43
4	1	01-11177-02	LOWER ARM, RH ASSY HOLD DOWN Replace With 01-11177-04	17	see #15	01-11128-01	5/16 X 3/4 UNC BOLT
	1	03-11176-04	UPPER ARM RH w/WHITE SM DECAL				48
5	1	01-11176-02	UPPER ARM, RH ASSY HOLD DOWN Replace With 03-11176-04	18	see #16	31-50231-01	RETAINER, FIBREGLASS ROD
	1	01-11176-06	UPPER ARM, RH, YLW SM DECAL				31-50331-01
6	2	01-11155-01	REAR PLATE, HOLD DOWN	19	4	31-50150-03	5/16 LOCK WASHER, PLATED
7	4	01-11178-01	BUSHING SHORT, HOLD DOWN	20	4	31-50350-01	1/2 X 1 1/2 UNC BOLT
8	2	01-11155-02	FRONT PLATE HOLD DOWN	21	4	31-50350-02	1/2 LOCK WASHER, PLATED
9	4	01-11178-02	BUSHING LONG, HOLD DOWN	22	2	31-10605-02	1/2 USS FLAT WASHER, PLATED
10	1	01-11179-02	SIDE PLATE LH HOLD DOWN	23	2	31-10601-01	PIN, 1/2 X 1 1/2 CLEVIS, PLTD
11	1	01-11179-01	SIDE PLATE, RH ASSY HOLD DOWN	24	4	31-50150-11	PIN, 1/8 X 2 9/16 HITCH
12	4	01-10928-01	BSHG, HOLDDOWN SER.II	25	8	31-50350-01	1/2 X 4 1/2 UNC BOLT
13	1	03-11101-12	SW TB, 12' SM SIII, C/W DECAL	26	8	31-50250-01	1/2 LOCK WASHER, PLATED
	1	03-11100-12	SPR WIRE TBG 12', SM SER II Replaced With 03-11101-12	27	4	31-50150-19	1/2 UNC HEX NUT PLATED
14	1	03-11101-14	SW TB, 14' SM SIII, C/W DECAL	28	4	31-50904-03	1/2 X 4 UNC BOLT
	1	03-11100-14	SPR WIRE TBG 14', SM S II/III Replaced With 03-11101-14	29	4	31-50904-02	GR NIPPLE 1/4-28 UNF X 90 DEG
15	1	03-11101-16	SW TB, 16' SM SIII, C/W DECAL	32	2	31-11118-03	GREASE NIPPLE, 1/4 UNF
	1	03-11100-16	SPR WIRE TBG, 16' SM Replaced With 03-11101-16	33	1	31-11118-04	DECAL, S.M., 1-1/8, WHITE
16	1	03-10107-12	SM FIBR ROD TBG 12B W/DECAL	34	2	31-11132-04	DECAL, S.M. 1-1/8" YL
	1	03-11110-12	FIBER GLASS ROD TBG SM SER II Replaced with 03-10107-12				DECAL WARNING GEN. MOVING
17	1	03-10109-12	TBG, SM FIBR ROD W/ YLW DECAL 12'				DECAL SAFETY LINK WARNING
	1	03-10107-14	SM FIBR ROD TBG 14B W/DECAL				
18	1	03-11110-14	FIBER GLASS ROD TBG SM SER II Replaced with 03-10107-14				
	1	03-10109-14	TBG, SM FIBR ROD W/ YLW DECAL 14'				
19	1	03-10107-16	SM FIBR ROD TBG 16B W/DECAL				
	1	03-11110-16	FIBRE GLASS ROD TBG, SM Replaced with 03-10107-16				
20	1	03-10109-16	TBG, SM FIBR ROD W/ YLW DECAL 16'				
	1	01-11112-01	HOLD DOWN WIRE				
21	11		12' Model				
	12		14' Model				
	14		16' Model				



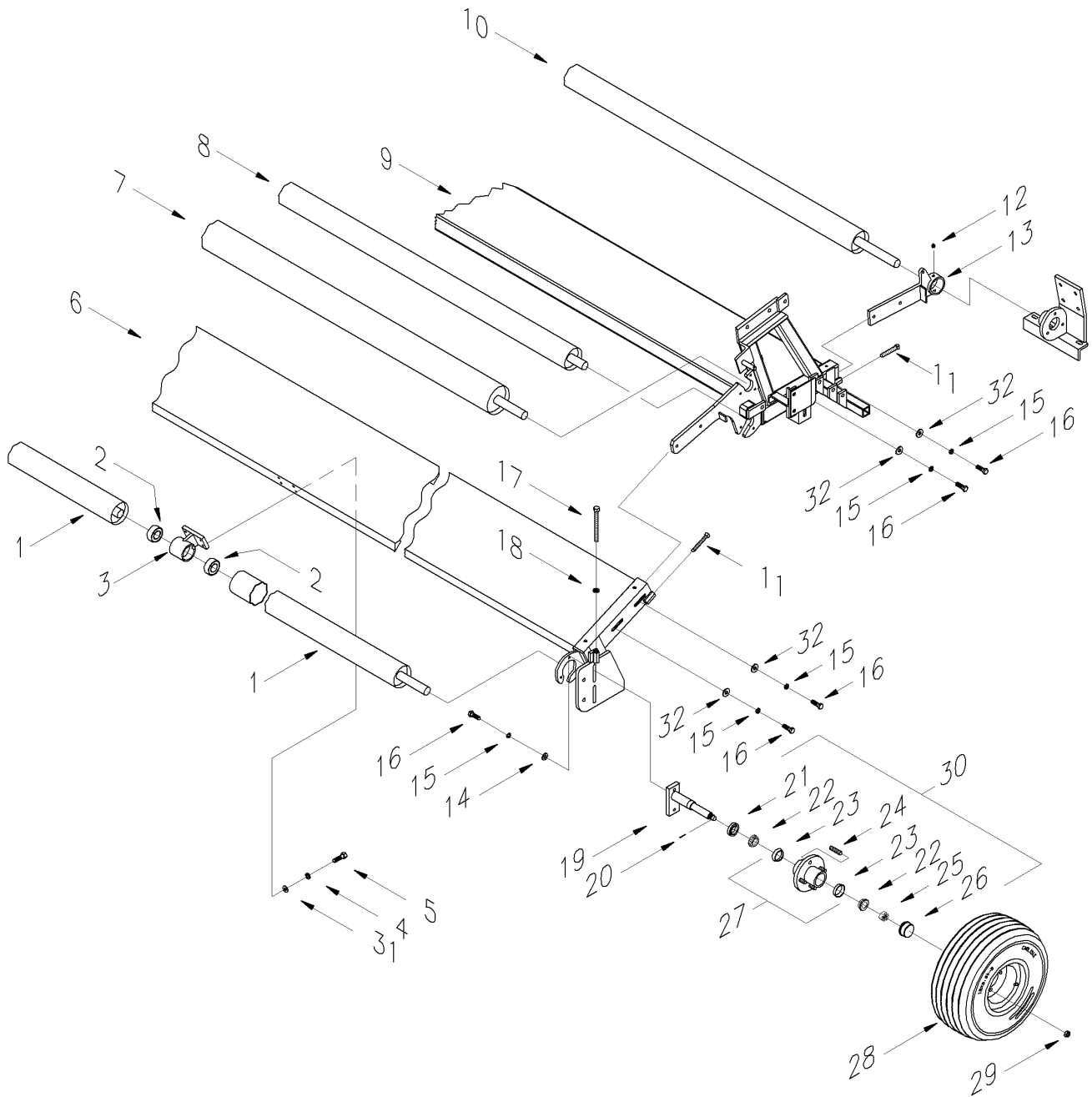
D00068A

ROLLER, TIRE, AND FRAME ASSEMBLY
(Conventional SwathMaster)

SECTION B – SWATHMASTER

ROLLER, TIRE, AND FRAME ASSEMBLY (Conventional SwathMaster)

ITEM No.	QTY	PMF PART No.	DESCRIPTION	ITEM No.	QTY	PMF PART No.	DESCRIPTION
1	see below	see below	12' MODEL	29	8	31-50250-04	WHEEL NUT 1/2 UNF
	2	03-10206-12	12' FRONT FRAME, FRONT ROLLER	30	2	01-10912-01	HUB & SPDL ASSY /W NUTS
1	see below	see below	14' MODEL	31	4	31-50338-05	3/8 USS FLAT WASHER, PLATED
	1	03-10206-12	12' FRONT FRAME, FRONT ROLLER	32	8	31-50350-05	WASHER, 1/2 HRD, 1-1/16 OD, PL
	1	03-10206-14	14' FRONT FRAME, FRONT ROLLER				
1	see below	see below	16' MODEL				
	2	03-10206-14	14' FRONT FRAME, FRONT ROLLER				
2	2	31-10201-01	206-20S DDR BEARING				
3	1	03-10102-01	HSG,FRT. ROLLER BRG				
4	4	31-50338-01	3/8 LOCKWASHER, PLATED				
5	4	31-50138-03	3/8 X 1 1/4 UNC BOLT				
6	1	03-10100-12	FRAME, FRONT - 12'				
	1	03-10100-14	FRAME, FRONT - 14'				
	1	03-10100-16	FRAME, FRONT 16 FT				
7	1	03-10207-12	12' FRONT FRAME, REAR ROLLER				
	1	03-10207-14	14' FRONT FRAME, REAR ROLLER				
	1	03-10207-16	16' FRONT FRAME, REAR ROLLER				
8	1	03-10208-12	12' REAR FRAME, FRONT ROLLER				
	1	03-10208-14	14' REAR FRAME, FRONT ROLLER				
	1	03-10208-16	16' REAR FRAME, FRONT ROLLER				
9	1	03-10108-12	SM REAR FRAME 12B W/DECALS				
		03-10103-12	REAR FRAME 12', SM Replaced with 03-10108-12				
	1	03-10108-14	SM REAR FRAME 14B W/DECALS				
		03-10103-14	REAR FRAME, 14' SM Replaced with 03-10108-14				
	1	03-10108-16	SM REAR FRAME 16B W/DECALS				
		03-10103-16	REAR FRAME, 16' SM Replaced with 03-10108-16				
10	1	01-10202-12	ROLLER, REAR 12 FT				
	1	01-10202-14	ROLLER, REAR 14FT				
	1	01-10202-16	REAR ROLLER, REAR FRAME 16ft				
11	4	31-50916-01	1/2 X 3 SQ HEAD SET SCREWS				
12	2	31-50904-01	1/8 NPT STRGHT GREASE NIPPLE				
13	2	01-10500-03	BRKT, CARRIER/ADJ TAB				
14	4	31-50350-02	1/2 USS FLAT WASHER, PLATED				
15	12	31-50350-01	1/2 LOCK WASHER, PLATED				
16	12	31-50150-03	1/2 X 1 1/2 UNC BOLT				
17	2	01-10916-01	HGT ADJUST BOLT, 1/2 X 6				
18	2	31-50250-01	1/2 UNC HEX NUT PLATED				
19	2	01-10920-02	SPDL, CONESTOGA				
20	2	31-50910-01	5/32 X 1 COTTER PIN, PLATED				
21	2	31-50909-04	SEAL, CONESTOGA SEAL				
22	4	31-10207-03	L44649 BRG CONE				
23	4	31-10207-01	L44610 BRG CUP				
24	8	31-10901-01	STUD, 1/2 NF CONESTOGA				
25	2	31-50299-01	1" NF CASTELATED HEX NUT BARE				
26	2	31-10902-03	DUST CAP, CONESTOGA				
27	2	31-10900-03	CONESTOGA W/CUP, STUDS				
28	2	31-10907-20	TIRE&RIM, 18X8.50X8, SILVER				
		31-10907-21	TIRE/RIM/TUBE, (18X8.5) YL				
		31-10903-01	18*8.50-8 TIRE CARLISLE TURF				
		31-10903-02	18*8.50-9.5X8 TUBE W/TR-13 VLV				
		31-10904-02	WHEEL RIM, 8", 4 BOLT, SILVER				
		31-10904-03	RIM, 8"X7" 4 BOLT, YELLOW				

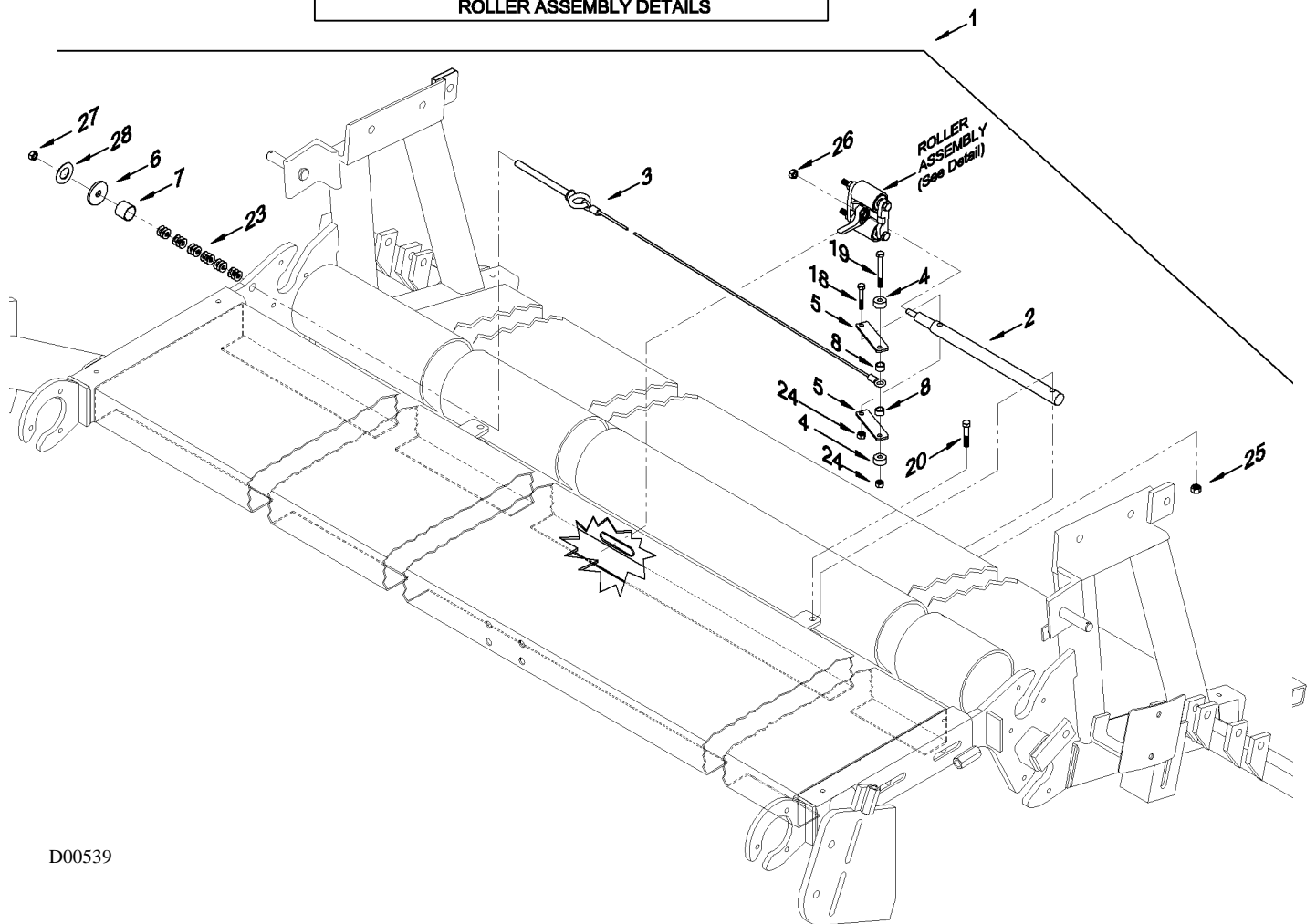
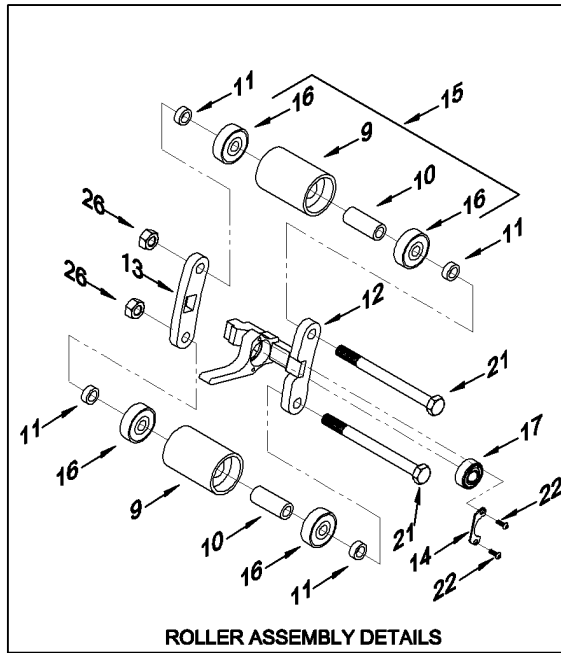


D00576

**ROLLER, TIRE AND FRAME ASSEMBLY
(12' Grass Seed)**

ROLLER, TIRE, AND FRAME ASSEMBLY (12' Grass Seed)

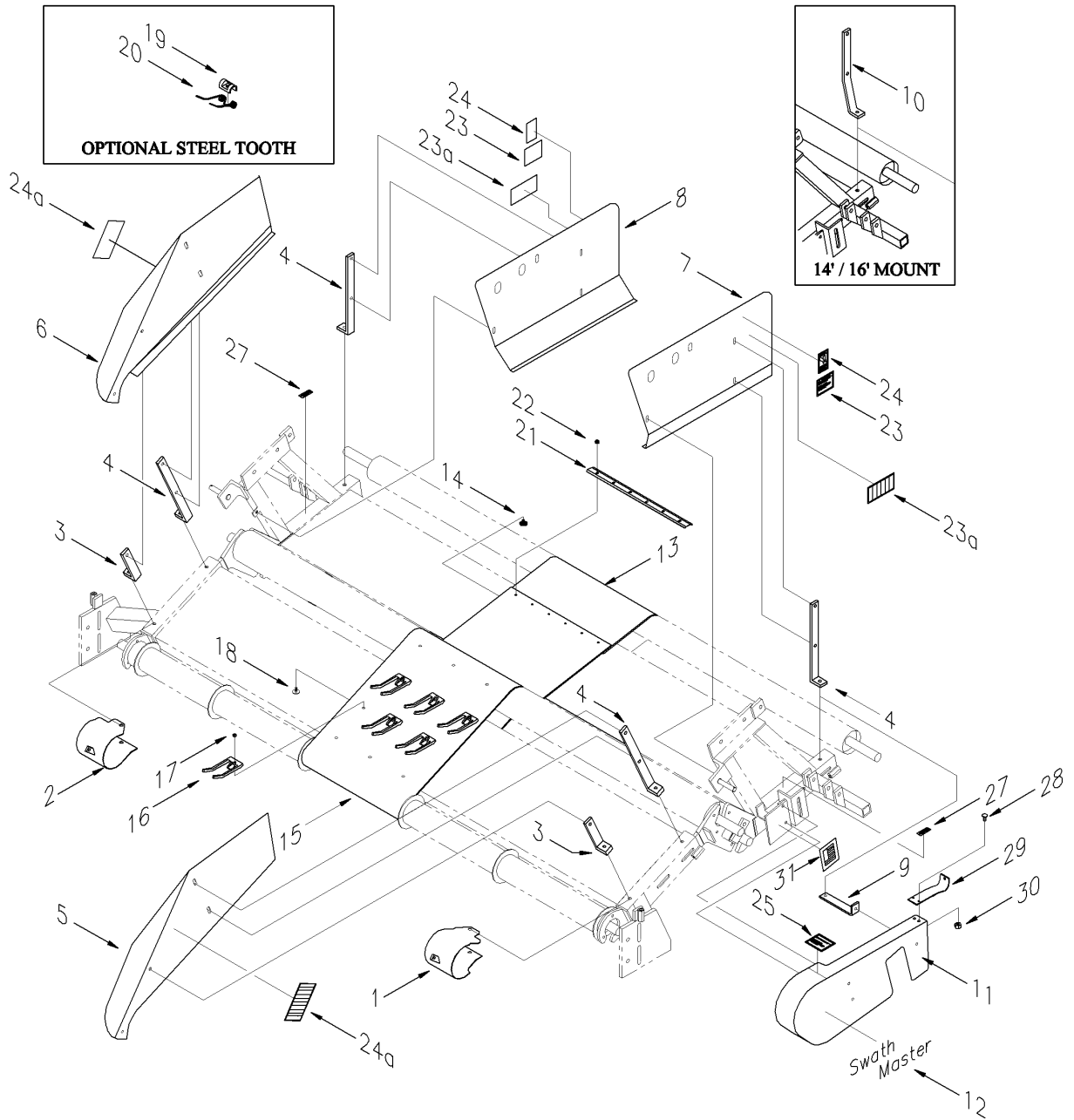
ITEM No.	QTY	PMF PART No.	DESCRIPTION
1	2	03-12002-00	FRONT FRAME, FRONT ROLLER
2	2	31-10201-01	206-20S DDR BEARING
3	1	03-10102-01	HSG,FRT. ROLLER BRG
4	4	31-50338-01	3/8 LOCKWASHER, PLATED
5	4	31-50138-03	3/8 X 1 1/4 UNC BOLT
6	1	03-10100-12	FRAME, FRONT - 12'
7	1	03-12001-00	FRONT FRAME, REAR ROLLER
8	1	03-12003-00	REAR FRAME, FRONT ROLLER
9	1	03-12048-01	FRAME- REAR, 12' GS W/DEC
10	1	03-12020-00	REAR FRAME REAR ROLLER
11	4	31-50916-01	1/2 X 3 SQ HEAD SET SCREWS
12	2	31-50904-01	1/8 NPT STRGHT GREASE NIPPLE
13	1	01-10500-05	BRKT, CARRIER/ADJ TAB, LH
13	1	01-10105-06	BRKT, CARRIER/ADJ TAB, RH (NS)
14	4	31-50350-02	1/2 USS FLAT WASHER, PLATED
15	12	31-50350-01	1/2 LOCK WASHER, PLATED
16	12	31-50150-03	1/2 X 1 1/2 UNC BOLT
17	2	01-10916-01	HGT ADJUST BOLT, 1/2 X 6
18	2	31-50250-01	1/2 UNC HEX NUT PLATED
19	2	01-10920-02	SPDL, CONESTOGA
20	2	31-50910-01	5/32 X 1 COTTER PIN, PLATED
21	2	31-50909-04	SEAL, CONESTOGA SEAL
22	4	31-10207-03	L44649 BRG CONE
23	4	31-10207-01	L44610 BRG CUP
24	8	31-10901-01	STUD, 1/2 NF CONESTOGA
25	2	31-50299-01	1" NF CASTELATED HEX NUT BARE
26	2	31-10902-03	DUST CAP, CONESTOGA
27	2	31-10900-03	CONESTOGA W/CUP, STUDS
28	2	31-10907-20	TIRE ASSY, STD, SILVER
28	2	31-10907-21	TIRE ASSY, STD, JD YL
28	2	31-10907-01	TIRE ASSY, STD, WHITE
28	1	31-10907-30	TIRE ASSY,HD, SILVER (Optional)
28	1	31-10907-31	TIRE ASSY,HD, WHITE (Optional)
28	1	31-10903-01	TIRE - STANDARD
28	1	31-10903-10	TIRE, HEAVY DUTY (Optional)
28	1	31-10903-02	TUBE, 18/8.50-9.5X8 W/TR-13 VLV
28	1	31-10904-02	RIM, 8"x7", 4 BOLT, SILVER
28	1	31-10904-03	RIM, 8"x7" 4 BOLT, JD YELLOW
29	8	31-50250-04	WHEEL NUT 1/2 UNF
30	2	01-10912-01	HUB & SPDL ASSY/W/NUTS
31	4	31-50338-05	3/8 USS FLAT WASHER, PLATED
32	8	31-50350-05	WASHER, 1/2 HRD, 1-1/16 OD, PL



D00539

16 FT ROLLER SUPPORT

ITEM No.	QTY	PMF PART No.	DESCRIPTION
1	1	03-11509-01	KIT - ROLLER SUPPORT
2	1	03-10215-00	SUPPORT BAR
3	1	03-10220-00	CABLE, ROLLER SUPPORT
4	2	03-10917-01	WASHER, ROLLER SUPPORT ADJUST
5	2	03-10915-01	LINK ROLLER SUPPORT ADJUSTER
6	1	03-10222-00	ADJUSTMENT WASHER - SM
7	1	03-10221-00	ADJUSTMENT TUBE
8	2	03-10219-00	SPACER, CABLE
9	2	03-10217-00	HOUSING - ROLLER SUPPORT
10	2	03-10214-00	SPACER - CENTER ROLLER
11	4	03-10213-00	SPACER - ROLLER
12	1	03-10224-00	BRACKET ASSY W/BEARING & COVER
13	1	03-10216-00	OUTTER SUPPORT
14	1	03-10218-00	COVER
15		03-10203-00	ROLLER HOUSING ASSY W/BEARINGS
16	4	31-10219-00	BEARING - 6300 LLUC3
17	1	31-10218-00	BEARING - GEBK10S
18	1	31-50131-20	5/16 X 2 UNC BOLT
19	1	31-50131-22	5/16 X 3 UNC BOLT
20	1	31-50138-05	3/8 X 2 UNC BOLT
21	2	31-51110-12	M10X1.5X120 HX HD CL8.8 PL
22	2	31-50508-01	BUT HD HX SOC #8-32 x .500"
23	18	31-50350-08	WASHER, 1/2" DISK (517LBS)
24	2	31-50231-02	NUT, 5/16 UNC UNITORQUE PLATED
25	1	31-50238-03	NUT, 3/8 UNITORQUE PLATED
26	3	31-51210-02	M10 X 1.5 NYLOCK NUT CL6 PL
27	1	31-50250-05	1/2NC GRB UNITORQUE NUT PLTD
28	1	31-11133-01	DECAL ADJUSTMENT NOTIFICATION



D00186C

**DRAPER AND SHIELD ASSEMBLY
(Conventional SwathMaster)**

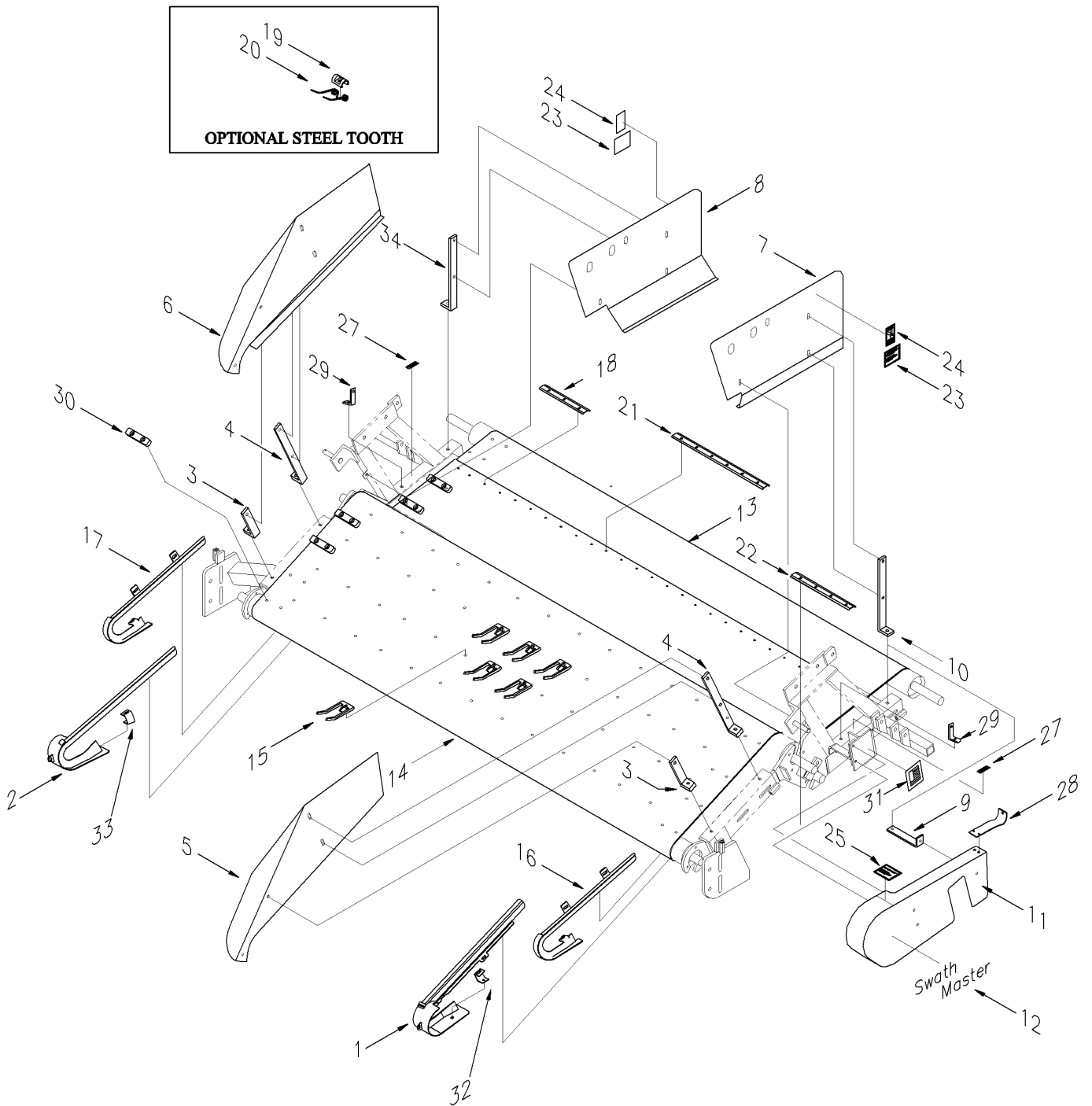
SECTION B – SWATHMASTER

DRAPER AND SHIELD ASSEMBLY (Conventional SwathMaster)

ITEM No.	QTY	PMF PART No.	DESCRIPTION	ITEM No.	QTY	PMF PART No.	DESCRIPTION
1	1	03-10803-01	GUARD, FRT ROLLER LH	24a	2	31-11126-01	DECAL, ENGAGE HOLD-DOWN LOCKS
2	1	03-10803-02	GUARD, FRT ROLLER RH				(S/N: 2000)
3	2	03-10500-01	BRKT, FRT. WINDGUARD BRKT	25	2	31-11102-01	DECAL CHAIN ADJ TENSION - SM
4	4	01-10503-02	BRKT, WIND GUARD/90	26	see #13	51-10900-01	DRAPER BELT C/W TEETH
5	1	03-10801-01	WIND GUARD, LH FRONT S/M				NOT SHOWN (Includes: Belt, Teeth, and Hard
	1	03-10801-03	WIND GUARD, LH FRONT W/DECAL	27	2	31-11100-03	DECAL, DRAPER BELT TENSION
			(S/N: 2000) Replaced With 03-10801-01	28	1	03-10802-08	CHAIN GUARD FLAP
6	1	03-10801-02	WIND GUARD, RH FRONT S/M	29	2	31-50125-04	1/4 X 3/4 UNC BOLT-TRUSS
	1	03-10801-04	WIND GUARD, RH FRONT W/ DECAL	30	2	31-50225-03	1/4 SERRATED FLANGE NUT
			(S/N: 2000) Replaced With 03-10801-02	31	1	31-11171-01	DECAL, WARNING (SHIELD OPEN)
7	1	03-10800-07	WIND GRD, LH REAR C/W DECALS				
	1	03-10800-03	WIND GRD, LH RR SER II SM				
			(S/N: Pre 2000) Replaced With 03-10800-07				
	1	03-10800-05	WIND GUARD, LH REAR W/DECAL				
			(S/N: 2000) Replaced With 03-10800-07				
8	1	03-10800-08	WIND GRD, RH REAR C/W DECALS				
	1	03-10800-04	WIND GRD, RH REAR SER II SM				
			(S/N: Pre 2000) Replaced With 03-10800-08				
	1	03-10800-06	WIND GUARD, RH REAR W/ DECAL				
			(S/N: 2000) Replaced With 03-10800-08				
9	1	03-10502-02	BRKT, CHAIN GUARD'96, REAR				
10	2	01-10503-03	WINDGUARD BRKT, 14' SERIES III				
11	1	03-10802-06	CHAIN GRD, W/ WHT LOGO & WARN DECAL				
	1	03-10802-10	CHAIN GRD, W/ YLW LOGO & WARN DECAL				
	1	03-10802-02	GUARD, S/M CHAIN '96				
			(S/N: Pre 2000) Replaced With 03-10802-07				
	1	03-10802-03	CHAIN GUARD, FRONT, SM				
			(S/N: 2000) Replaced With 03-10802-06				
12	1	31-11101-01	DECAL SWATHMASTER (2") WHITE				
13	see below	31-10100-20	BOLT TOGETHER REAR DRAPER BELT				
	7		12' MODEL				
	8		14' MODEL				
	9		16' MODEL				
14	6 / belt	31-50125-11	1/4 X 1/2 UNC ELEV BOLT 3-TIP				
15	see #13	31-10100-21	BOLT TOGETHER FRONT DRAPER				
16	see below	03-10912-01	SWATHMASTER TOOTH				
	280		12' MODEL				
	322		14' MODEL				
	364		16' MODEL				
17	see #16	31-50225-03	1/4 SERRATED FLANGE NUT				
18	see #16	31-50125-03	1/4 X 3/4 UNC STD. ELEV BOLT				
19	see #16	31-10912-02	RAKE-UP STEEL TOOTH RETAINER				
20	see #16	31-10912-03	SWATHMASTER STEEL FINGER				
21	1 / belt	01-10991-01	EDGE PROTECTOR				
22	6 / belt	31-50225-03	1/4 SERRATED FLANGE NUT				
23	2	31-11132-04	DECAL AGCO WARNING GEN. MOVING				
23a	2	31-11125-01	DECAL, READ MANUAL				
24	2	31-11132-01	DECAL AGCO WARNING PINCH PT				

Hardware not shown:

APPLICATION	QTY	PMF PART No.	DESCRIPTION
Item 1/2 to Frame	2	31-50138-01	3/8 X 3/4 UNC BOLT
(lower side)	2	31-50338-01	3/8 LOCKWASHER, PLATED
Item 3 to Frame	2	31-50138-03	3/8 X 1 1/4 UNC BOLT
(LH&RH side)	2	31-50338-01	3/8 LOCKWASHER, PLATED
Item 4 to Frame	2	31-50138-03	3/8 X 1 1/4 UNC BOLT
(RH side)	2	31-50338-01	3/8 LOCKWASHER, PLATED
Item 4/9 to Frame	2	31-50138-03	3/8 X 1 1/4 UNC BOLT
(LH side)	2	31-50338-01	3/8 LOCKWASHER, PLATED
Item 5/6 to 1/2	2	31-50131-04	5/16 X 3/4 UNC TRUSS BOLT
(front of shield)	2	31-50331-01	5/16 LOCK WASHER, PLATED
	2	31-50231-01	5/16 UNC HEX NUT PLTD
Item 5/6 to 3/4	6	31-50131-03	5/16 X 1 UNC TRUSS BOLT
(rear of shield)	6	31-50331-01	5/16 LOCK WASHER, PLATED
	6	31-50231-01	5/16 UNC HEX NUT PLTD
Item 7/8 to Frame	2	31-50131-04	5/16 X 3/4 UNC TRUSS BOLT
(front of shield)	2	31-50331-01	5/16 LOCK WASHER, PLATED
	2	31-50231-01	5/16 UNC HEX NUT PLTD
Item 7/8 to 4/10	4	31-50131-03	5/16 X 1 UNC TRUSS BOLT
(rear of shield)	4	31-50331-01	5/16 LOCK WASHER, PLATED
	4	31-50231-01	5/16 UNC HEX NUT PLTD
Item 11 to 9/Frame	1	31-50131-04	5/16 X 3/4 UNC TRUSS BOLT
	3	31-50331-03	5/16 TENSION WASHER
	3	31-50231-01	5/16 UNC HEX NUT PLTD
	2	31-50131-03	5/16 X 1 UNC TRUSS BOLT



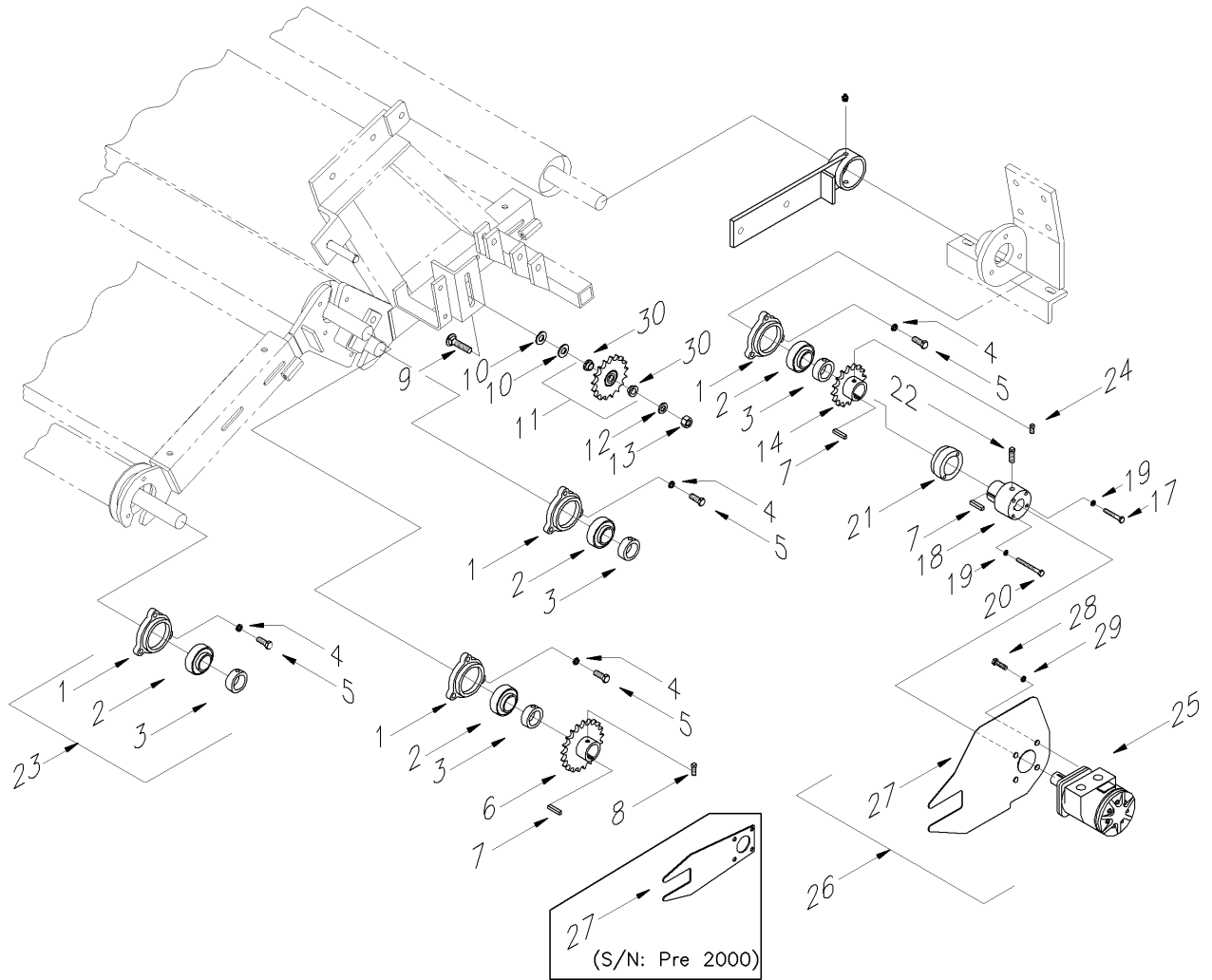
D00577

**DRAPER AND SHIELD ASSEMBLY
(Grass Seed)**

SECTION B – SWATHMASTER

DRAPER AND SHIELD ASSEMBLY (Grass Seed)

ITEM No.	QTY	PMF PART No.	DESCRIPTION	Hardware not shown:			
				APPLICATION	QTY	PMF PART No.	DESCRIPTION
1	1	03-12022-01	BELT LEAD, FRONT LH				
2	1	03-12029-01	BELT LEAD, FRONT RH	Item 1,2,3 & 4 to	4	31-50138-01	3/8 X 3/4 UNC BOLT
3	2	03-12028-01	BRKT, FRONT WINDGUARD, SM GS	Frame	4	31-50338-01	3/8 LOCKWASHER, PLATED
4	2	03-12025-01	BRACKET, FRONT WINDGUARD	Item 5,6 to	2	31-50131-11	5/16X3/4 UNC TRUSS BOLT
5	1	03-12037-01	WINDGUARD, FRONT GS, LH	1,2,3 & 4	6	31-50131-12	5/16X1 UNC TRUSS BOLT
6	1	03-12039-01	WINDGUARD, FRONT GS, RH		8	31-50331-01	5/16 LOCK WASHER, PLATED
7	1	03-12046-01	WINDGUARD,REAR GS, LH, W/DEC		8	31-50231-01	5/16 UNC HEX NUT PLTD
8	1	03-12047-01	WINDGUARD, REAR RH, SM GS		2	31-50331-02	5/16 USS FLAT WASHER
9	1	03-12041-01	BRKT, CHAIN GUARD, REAR	Item 7/8 to	2	31-50131-11	5/16X3/4 UNC TRUSS BOLT
10	1	03-12010-00	BRKT, LH, REAR WINDGUARD	10, 34, & Frame	4	31-50131-12	5/16X1 UNC TRUSS BOLT
11	1	03-10802-06	CHAIN GRD, C/W WHT LOGO & WARN DEC		8	31-50331-01	5/16 LOCK WASHER, PLATED
11	1	03-10802-10	CHAIN GRD, C/W YEL LOGO & WARN DEC		8	31-50231-01	5/16 UNC HEX NUT PLTD
12	1	31-11101-01	DECAL SWATHMASTER (2") WHITE	Item 9/10 to Frame	1	31-50138-03	3/8 X 1 1/4 UNC BOLT
12	1	31-11101-02	DECAL SWATHMASTER (2") YELLOW		1	31-50338-01	3/8 LOCKWASHER, PLATED
13	1	31-10103-13	DRAPER BELT, GS, w/GUIDE HOLES	Item 34 to Frame	1	31-50138-01	3/8 X 3/4 UNC BOLT
14	1	31-10103-12	DRAPER BELT, BOLT TOGETHER SLD		1	31-50338-01	3/8 LOCKWASHER, PLATED
15	300	03-10912-01	SWATHMASTER TOOTH 12"	Item 29 to Frame	1	31-50138-01	3/8 X 3/4 UNC BOLT
16	1	03-12027-01	BELT LEAD, REAR LH		1	31-50338-01	3/8 LOCKWASHER, PLATED
17	1	03-12024-00	BELT LEAD, REAR RH	Item 32/33 to 1/2	2	31-50131-11	5/16X3/4 UNC TRUSS BOLT
18	1	01-10991-02	BELT EDGE PROTECTOR 3-HOLE (RH Side)		2	31-50331-01	5/16 LOCK WASHER, PLATED
19	300	31-10912-02	RAKE-UP STEEL TOOTH RETAINER		2	31-50231-01	5/16 UNC HEX NUT PLTD
20	300	31-10912-03	SWATHMASTER STEEL FINGER	Item 32/33 to	2	31-50138-01	3/8 X 3/4 UNC BOLT
21	6	01-10991-01	EDGE PROTECTOR	Frame	2	31-50338-01	3/8 LOCKWASHER, PLATED
22	1	01-10991-03	BELT EDGE PROTECTOR 4 HOLE (LH SIDE)		2	31-50338-05	3/8 USS FLAT WASHER
23	2	31-11132-04	DECAL AGCO WARNING GEN. MOVING	Item 16/17 to 29/	4	31-50138-10	3/8 X 1 CARRIAGE BOLT PLTD
24	2	31-11132-01	DECAL AGCO WARNING PINCH PT	34/10	4	31-50338-01	3/8 LOCKWASHER, PLATED
25	2	31-11102-01	DECAL CHAIN ADJ TENSION - SM		4	31-50238-01	3/8 UNC HEX NUT PLATED
26	1	51-10900-01	DRAPER BELT C/W TEETH	Item 16/17 to Frame	1	31-50138-01	3/8 X 3/4 UNC BOLT
			n/s (Includes: Belt, Teeth, and Hardware)		1	31-50338-01	3/8 LOCKWASHER, PLATED
27	2	31-11100-03	DECAL, DRAPER BELT TENSION	Item 18/21/22	86	31-50225-03	1/4 SERRATED FLANGE NUT
28	1	03-10802-08	CHAIN GUARD FLAP	to 13/14	86	31-50125-11	1/4 X 1/2 UNC ELEV BOLT 3-TIP
29	2	03-12034-01	BRKT, REAR WIND GUARD, SM GS	Item 15 to 14	300	31-50125-03	1/4 X 3/4 UNC STD. ELEV BOLT
30	38	03-12007-00	BELT GUIDE - PLASTIC		300	31-50225-03	1/4 SERRATED FLANGE NUT
31	1	31-11171-01	DECAL, WARNING (SHIELD OPEN)	Item 30 to 13/14	76	31-50225-03	1/4 SERRATED FLANGE NUT
32	1	03-12026-01	BRACKET, LOWER, SM GS, LH		76	31-50125-11	1/4 X 1/2 UNC ELEV BOLT 3-TIP
33	1	03-12030-01	BRACKET, LOWER, SM GS, RH	Item 11 to 9/Frame	3	31-50131-11	5/16X3/4 UNC TRUSS BOLT
34	1	03-12042-01	BRACKET, RH, REAR WINDGUARD		3	31-50331-01	5/16 LOCK WASHER, PLATED
					3	31-50331-02	5/16 USS FLAT WASHER
				Item 28 to 11	2	31-50125-04	1/4 x 3/4 UNC BOLT-TRUSS
					2	31-50225-03	1/4 SERRATED FLANGE NUT

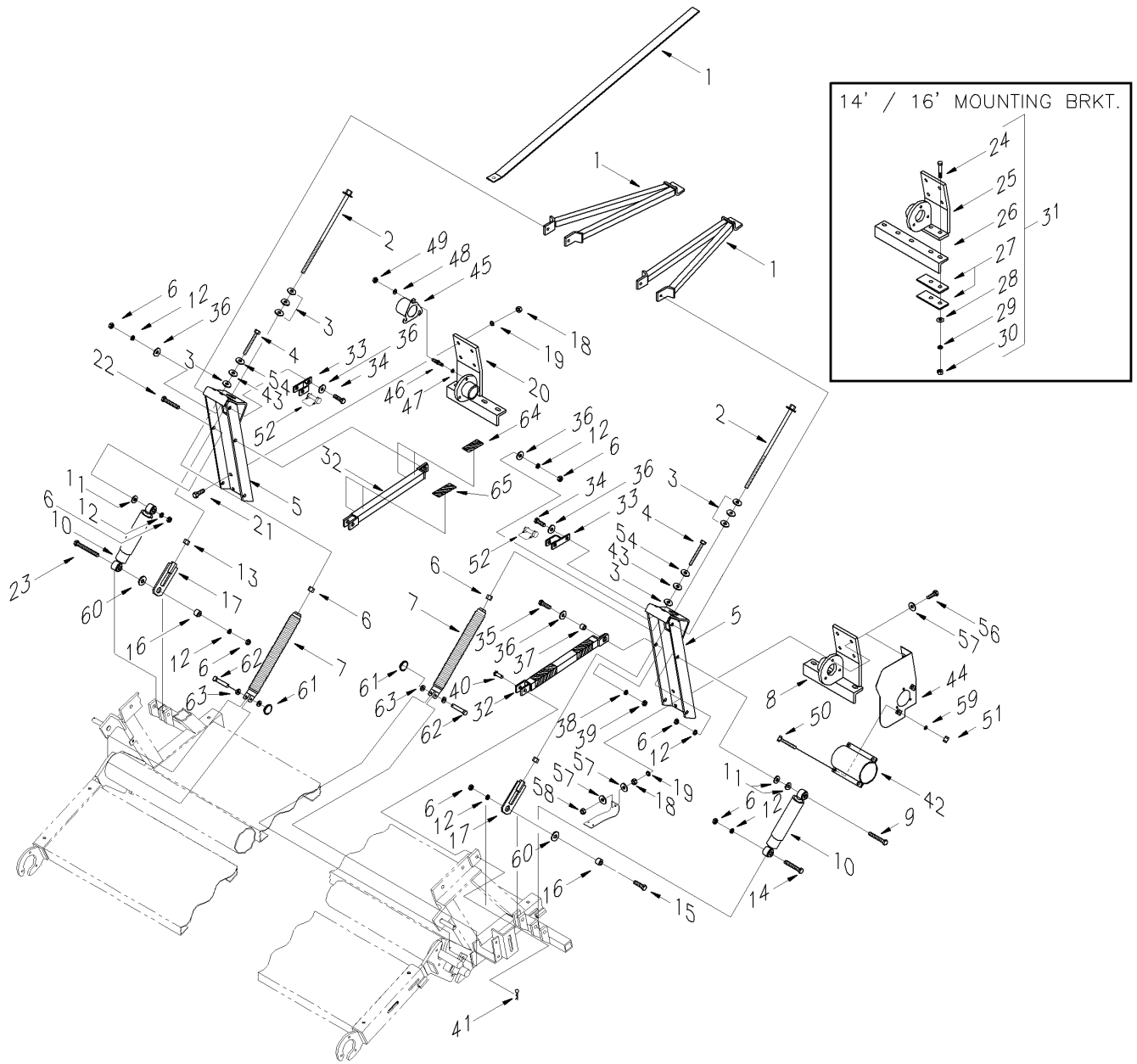


D00185D

PICKUP DRIVE

PICKUP DRIVE

ITEM No.	QTY	PMF PART No.	DESCRIPTION	Miscellaneous (Items Are Not Shown On Drawing)		
1	8	01-10310-01	HSG, ROLLER BRG	1	03-10901-04	DRIVE CHAIN, SWATHMASTER CONVENTIONAL
2	8	31-10201-01	206-20S DDR BEARING	1	03-12036-01	CHAIN, SM GRASS SEED
3	8	31-10201-02	LOCKING COLLAR EC206-20S	1	31-10406-02	#50 CHAIN CONNECTOR LINK
4	24	31-50338-01	3/8 LOCKWASHER, PLATED	1	31-10406-03	#50 CHAIN OFFSET LINK
5	24	31-50138-02	3/8 X 1 UNC BOLT	1	03-13300-02	DRV CHAIN, SM C/W LINKS
6	1	03-10900-04	SPROCKET, 50X23 C/W HUB			
7	3	01-10910-01	1/4 X 1/4 X 1 1/4 KEY			
8	2	31-50914-04	5/16 X 3/4 SQ HD SCR			
9	1	31-50150-13	1/2 X 2 NC CARR. BOLT			
10	2	31-50350-04	1/2 SAE FLAT WASHER, PLATED			
11	1	31-10402-20	H50A17 X 1/2 IDLER SPROCKET			
12	1	31-50350-01	1/2 LOCK WASHER, PLATED			
13	1	31-50250-01	1/2 UNC HEX NUT PLATED			
14	1	03-10900-01	SPROCKET, 50W16 W/HUB			
17	2	31-50125-21	BOLT 1/4"UNCX1 1/2" GR5 TAP PL			
18	1	01-10902-02	CPLG, HYD. MOTOR, 4 BOLT HOLES			
	1	01-11508-01	KIT, HYD MOTOR COUPLING, RU/SM Includes item# 17-20			
		01-10902-01	CPLG, HYDRAULIC MOTOR Substitute 01-10902-02 for 01-10902-01			
19	4	31-50325-01	1/4 LOCKWASHER, PLATED			
20	2	31-50125-22	BOLT 1/4"UNCX2 1/2" GR5 TAP PL			
21	1	31-10404-01	HHI SLV			
22	2	31-50915-04	3/8 X 1 SQ HEAD SET SCREWS			
23	8	01-13303-01	ROLLER HSG ASSEMBLY, LC			
24	2	31-50914-05	5/16 X 1/2 SQ HD SCR			
25	1	see below	ORBIT MOTORS			
		31-10500-01	ORBIT MOTOR (101-1009-009)			
		31-10500-02	ORBIT MOTOR (101-1010-009)			
		31-10500-03	ORBIT MOTOR (101-1011-009)			
		31-10500-04	ORBIT MOTOR (101-1012-009)			
26	1	see below	ORBIT MOTOR KIT (Incls: Orbit Motor, Torque Arm & Hardware)			
		01-11521-01	-01 (46cc) ORBIT MOTOR KIT			
		01-11521-02	-02 (74cc) ORBIT MOTOR KIT			
		01-11521-03	-03 (97cc) ORBIT MOTOR KIT			
		01-11521-04	-04 (159cc) ORBIT MOTOR KIT			
		01-11520-01	-01 ORBIT MOTOR KIT			
		01-11520-02	-02 ORBIT MOTOR KIT			
		01-11520-03	-03 ORBIT MOTOR KIT			
		01-11520-04	-04 ORBIT MOTOR KIT			
27	1	01-12200-03	TORQUE ARM, HYD. MOTOR			
	1	01-12200-02	TORQUE ARM, SLOT, HYD DRIVE (S/N: Pre 2000) Replaced With 01-12200-03			
28	4	31-50138-01	3/8 X 3/4 UNC BOLT			
29	4	31-50338-01	3/8 LOCKWASHER, PLATED			
30	2	31-10507-02	BUSHING, 5/8 X 1/2, BRG ADPTR			



D00149E

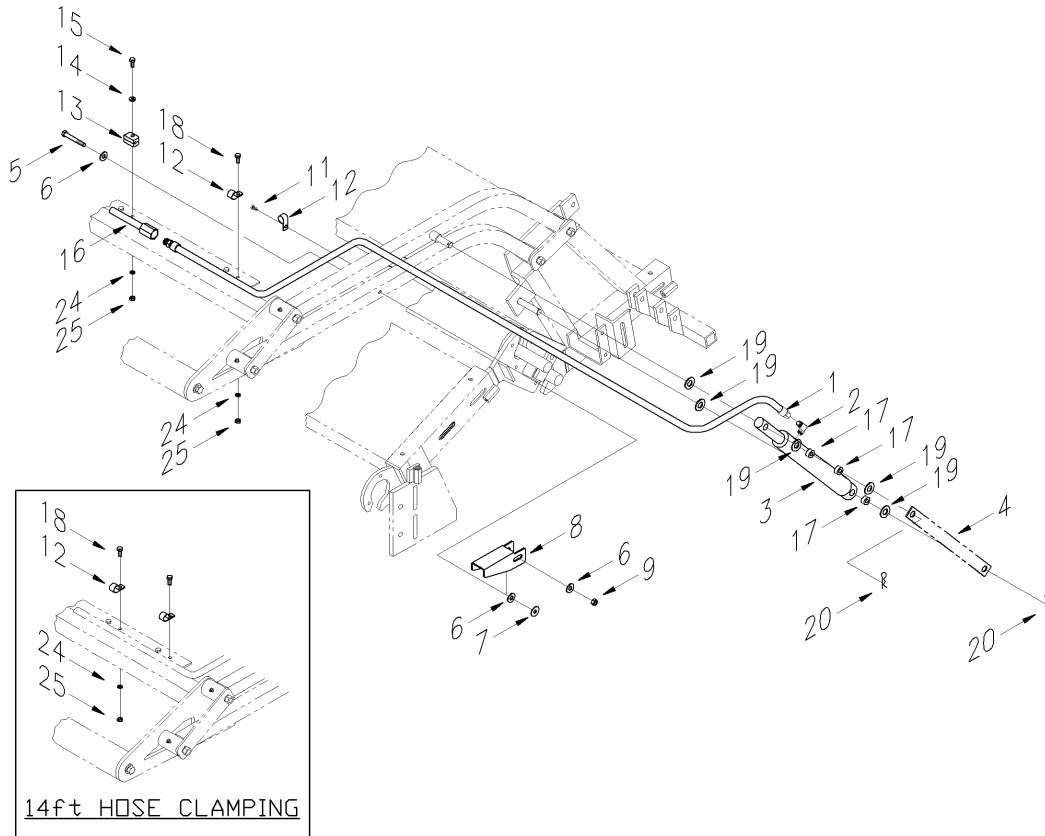
SUSPENSION ASSEMBLY

SECTION B – SWATHMASTER

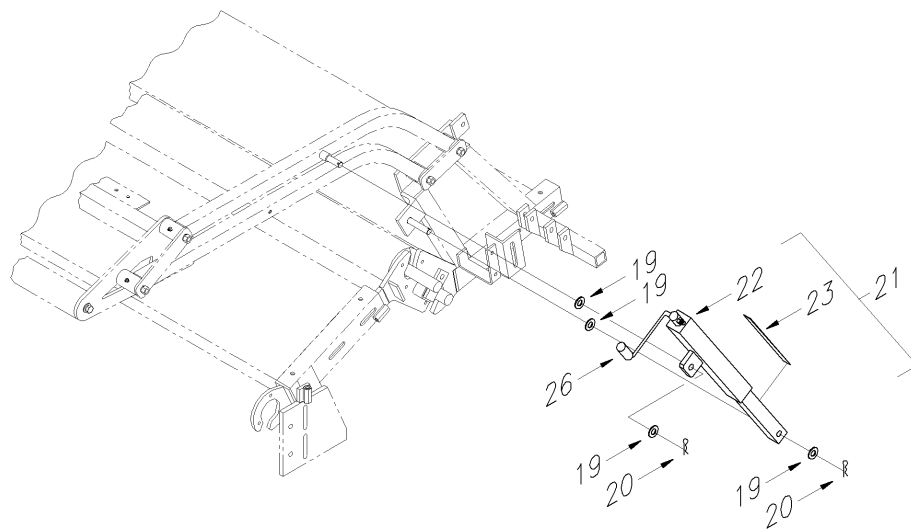
SUSPENSION ASSEMBLY

ITEM No.	QTY	PMF PART No.	DESCRIPTION	ITEM No.	QTY	PMF PART No.	DESCRIPTION
1	1	07-10090-00	HEADER BRACE 12"RH,14"RH,16"RH	34	2	31-50150-05	1/2 X 2 UNC BOLT
	1	07-10091-00	HEADER BRACE 12"RH,14"RH,16"RH		2	31-50150-03	1/2 X 1 1/2 UNC BOLT
	2	07-10241-00	HEADER BRACE, 10ft	35	2	31-50150-25	1/2 X 1 3/4 UNC BOLT
	4	01-10909-02	BRACE, 48" - SER.II & III	36	2	31-50350-02	1/2 USS FLAT WASHER, PLATED
2	1	01-13104-01	BOLT, LIFTER ADJ SER II	37	2	01-11178-03	STIFF ARM BUSHING
3	8	01-10924-01	STOPPER, RUBBER-SER.II	38	2	31-50350-01	1/2 LOCK WASHER, PLATED
4	2	01-13107-01*	BOLT, 5/8"-11X12", GR5, PLTD	39	2	31-50250-01	1/2 UNC HEX NUT PLATED
	2	01-13106-01**	SPRING BOLT,1/2 X 12 GR5 PLTD For 01-10923-01 spring only	40	2	31-10605-04	1/2 X 1 3/4, CLEVIS PIN, PLTD
	2	01-13103-01	BOLT,SPRG SER II (S/N: Pre 2001) Replaced With 01-13106-01		2	31-10605-03	PIN, 1/2 X 1 1/4 CLEVIS,PLTD (S/N: Pre 2001) Replaced With 31-10605-04
5	2	01-10513-06*	CHAN. UPRIGHT, 3/4" BOLT HOLES	41	2	31-10601-01	PIN, 1/8 X 2 9/16 HITCH
	2	01-10513-05**	CHANNEL UPRIGHT, 5/8" HOLES Replaced with 01-10513-06	42	2	03-10802-05	GUARD, DRIVE COUPLER
6	9	31-50250-01	1/2 UNC HEX NUT PLATED	43	2	31-50363-04	WASHER 5/8" USS PL
7	2	01-10923-03	SPRING, EXTENSION, C/W PLUGS		2	31-50350-05	WASHER, 1/2 HRD, 1-1/16 OD, PL Replaced with 31-50363-05
	1	03-11507-01*	KIT, SUSP. SPR. UPGRADE, RU/SM		2	31-50350-02	1/2 USS FLAT WASHER, PLATED (S/N: Pre 2000) Replaced With 31-50350-05
	2	01-10923-02**	SPRING, SUSP., W/PLUG, S-III Replaced with 03-11507-01	44	1	03-10802-04	REAR CHAIN GUARD, SM
	2	01-10923-01	SPRING W/PLUG-SER.II Replaced With 03-11507-01	45	3	01-10822-01	COVER, BEARING
8	1	01-10501-03	MTNG BRKT, LH, (On Cutter Bar)	46	9	31-50138-15	STUD, HEX, 3/8 X 1 X 3/4, UNC
9	1	31-50150-06	1/2 X 3 UNC BOLT	47	9	31-50338-01	3/8 LOCKWASHER, PLATED
10	2	31-10905-01	SHOCK ABSORBER	48	9	31-50338-05	3/8 USS FLAT WASHER, PLATED
11	3	01-13202-01	WSHR 1 1/4 X 17/32 X 1/4	49	9	31-50238-03	NUT, 3/8 UNITORQUE PLATED
12	7	31-50350-01	1/2 LOCK WASHER, PLATED	50	4	31-50131-04	5/16 X 3/4 UNC TRUSS BOLT
13	2	31-50263-01	5/8 UNC HEX NUT PLATED	51	4	31-50231-01	5/16 UNC HEX NUT PLTD
14	1	31-50150-06	1/2 X 3 UNC BOLT	52	2	31-10610-01	3/8 X 2 1/2 SQU. LOCK PIN
15	1	31-50150-05	1/2 X 2 UNC BOLT	53	4	31-50331-01	5/16 LOCK WASHER, PLATED
16	2	01-10927-01	BSHG, LIFTER BRKT-SER.II	54	2	31-50363-03	WASHER 5/8" HRD PL
17	2	01-10517-01	LIFTER BRACKET		2	31-50350-05	WASHER, 1/2 HRD, 1-1/16 OD, PL For 01-10923-02 spring only
	2	01-10514-01	LIFTER BRACKET	55	2	31-11112-01	DECAL, ATTENTION STORAGE BRACE Replaced with 31-11173-01/31-11174-01 (4 of each)
18	8	31-50250-01	1/2 UNC HEX NUT PLATED	56	1	31-50150-26	1/2 X 2 1/4 UNC GR 5 BOLT PLTD
19	8	31-50350-01	1/2 LOCK WASHER, PLATED	57	4	31-50350-04	1/2 SAE FLAT WASHER, PLATED
20	1	01-10501-04	MTNG BRKT, RH, (On Cutter Bar)	58	1	31-50250-09	1/2 UNC JAM NUT PLTD, GR 5
21	7	31-50150-03	1/2 X 1 1/2 UNC BOLT	59	4	31-50331-01	5/16 LOCK WASHER, PLATED
22	1	31-50150-06	1/2 X 3 UNC BOLT	60	2	31-50350-01	1/2 LOCK WASHER, PLATED
23	1	31-50150-11	1/2 X 4 1/2 UNC BOLT	61	2	31-51509-00	RING, SPLIT, 1 1/4"
24	4	31-50150-07	1/2 X 2 1/2 UNC BOLT	62	2	31-10605-01	PIN, 1/2 X 2 1/4" CLEVIS, PLTD
25	1	01-10505-07	MTNG BRKT,LH (Below Cutt Bar)	63	4	31-50350-04	1/2 SAE FLAT WASHER, PLATED
	1	01-10505-08	MTNG BRKT,RH (Below Cutt Bar)	64	4	31-11173-01	DECAL, NOTIFICATION - LARGE
26	1	01-10505-03	ANGLE, LH (Below Cutter Bar)	65	4	31-11174-01	DECAL, NOTIFICATION - SMALL
	1	01-10505-04	ANGLE, RH (Below Cutter Bar)				
27	4	01-10505-09	SHIM, MNTG BRKT Below Cutt Bar	Mtg Item	6	31-50150-03	1/2 X 1 1/2 UNC BOLT
	2	01-10505-01	14" MOUNT BRACKET SHIM (S/N: Pre 2001) Repl w/ (2) 01-10505-09	1 to Item 5	6	31-50250-01	1/2 UNC HEX NUT PLATED
28	4	31-50350-02	1/2 USS FLAT WASHER, PLATED		6	31-50350-01	1/2 LOCK WASHER, PLATED
29	4	31-50350-01	1/2 LOCK WASHER, PLATED	NOTES:			
30	4	31-50250-01	1/2 UNC HEX NUT PLATED	* S/N: 12B-04001, 14B-04002, 16B-04002 to Present			
31	1	01-10501-07	KIT,MNT BRKT,LH,Below Cutt Bar	** S/N: Pre 12B-04001, Pre 14B-04002, Pre 16B-04002			
	1	01-10501-08	KIT,MNT BRKT,RH,Below Cutt Bar				
32	1	03-10603-01*	STORAGE BRACE, SM - RH				
	1	03-10604-01*	STORAGE BRACE, SM - LH				
		03-10602-02**	ST. BR., CLEV, SM, RH, C/W DEC (Subs with 03-10603-01)				
		03-10602-03**	ST. BR., CLEV, SM, LH, C/W DEC (Subs with 03-10604-01)				
	2	03-10601-01	STIFF ARM, SWATHMASTER Replace W/ 03-10602-02 RH & 03-10602-03 LH				
33	2	01-10604-01	STIFF ARM CLEVIS-PMF HDR MNT				
	2	01-10603-01	STIFF ARM HOLDER BRKT Replace With 01-10604-01				

Rake-Up / SwathMaster™



HYDRAULIC HOLDDOWN LIFT
(S/N: 2001 – Present)
(Diagram May Differ)



OPTIONAL MECHANICAL HOLDDOWN
(Diagram May Differ)

D00073B

HYDRAULIC HOLDDOWN / OPTIONAL MECHANICAL HOLDDOWN (S/N: Refer to Diagrams)

RAKE UP AND SWATHMASTER

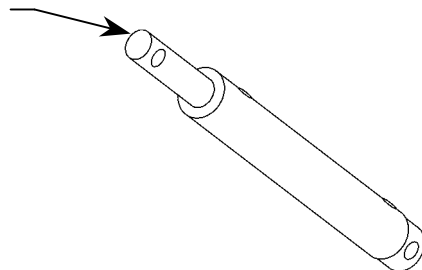
ITEM No.	QTY	PMF PART No.	DESCRIPTION
1	2	01-11203-01	HOSE, HYD LIFT, FLEX PT. LG
2	2	31-10503-14	#6 MORB X #6 MJIC, ELBOW
3	1	31-10519-01	MSTR CYL, 3000 PSI, 1.5 X 10
	1	31-10519-02	SLV CYL, 3000 PSI, 1.25 X 10
4*	2	01-11178-04	CYLINDER BRACE
5	2	31-50138-14	3/8 x 2 3/4 UNC BOLT
6	6	31-50338-05	3/8 USS FLAT WASHER, PLATED
7	2	31-50338-06	WSHR NEOPRENE, 3/8 X 1.1 X .062
8	2	30-90377-10	SAFETY LOCK, HYD. HOLD DOWN
9	2	31-50238-03	NUT, 3/8 UNITORQUE PLATED
11	3	31-50501-01	#14 3/4 HEX SHEET METAL SCREW
12	5	31-10531-03	HOSE CLAMP, VIN. CVD, 9/16 CLMP
	6	31-10531-03	HOSE CLAMP, VIN. CVD, 9/16 CLMP
13	5	01-11180-01	3/8 PIPE CLAMP PAIR, DRILLED
	6	01-11180-01	3/8 PIPE CLAMP PAIR, DRILLED
14	See #13	31-50331-02	5/16 USS FLAT WASHER, PLATED
15	See #13	31-50131-20	5/16 X 2 UNC BOLT
16	1	01-11202-02	STEEL LINE, HYD HOLD, 12' PU
	1	01-11202-03	STEEL LINE, HYD HOLD, 14' PU
	1	01-11202-05	STEEL LINE, HYD HOLD, 16' PU
17	8	31-50363-05	WSHR .625" X .781" X .188" THK
18**	See #12	31-50131-01	5/16 X 3/4 UNC BOLT
19**	11	31-50363-02	5/8 SAE FLAT WASHER PLATED
20**	4	31-10601-01	PIN, 1/8 X 2 9/16 HITCH
21	2	01-13502-01	MECH HOLD DOWN JACK C/W DECAL
22	2	31-10950-03	MECHANICAL HOLD DOWN JACK
23	2	31-11119-01	DECAL JACK POSITION INDICATOR
24**	See #12	31-50231-01	5/16 UNC HEX NUT PLTD
25**	See #12	31-50331-01	5/16 LOCK WASHER, PLATED
26	2	31-10950-06	GRIP, HOLD DOWN JACK
	2	31-10950-07	PUSH NUT, HOLD DOWN JACK

* For Shipping Only

** Not included in kits. Part of Holddown Assembly

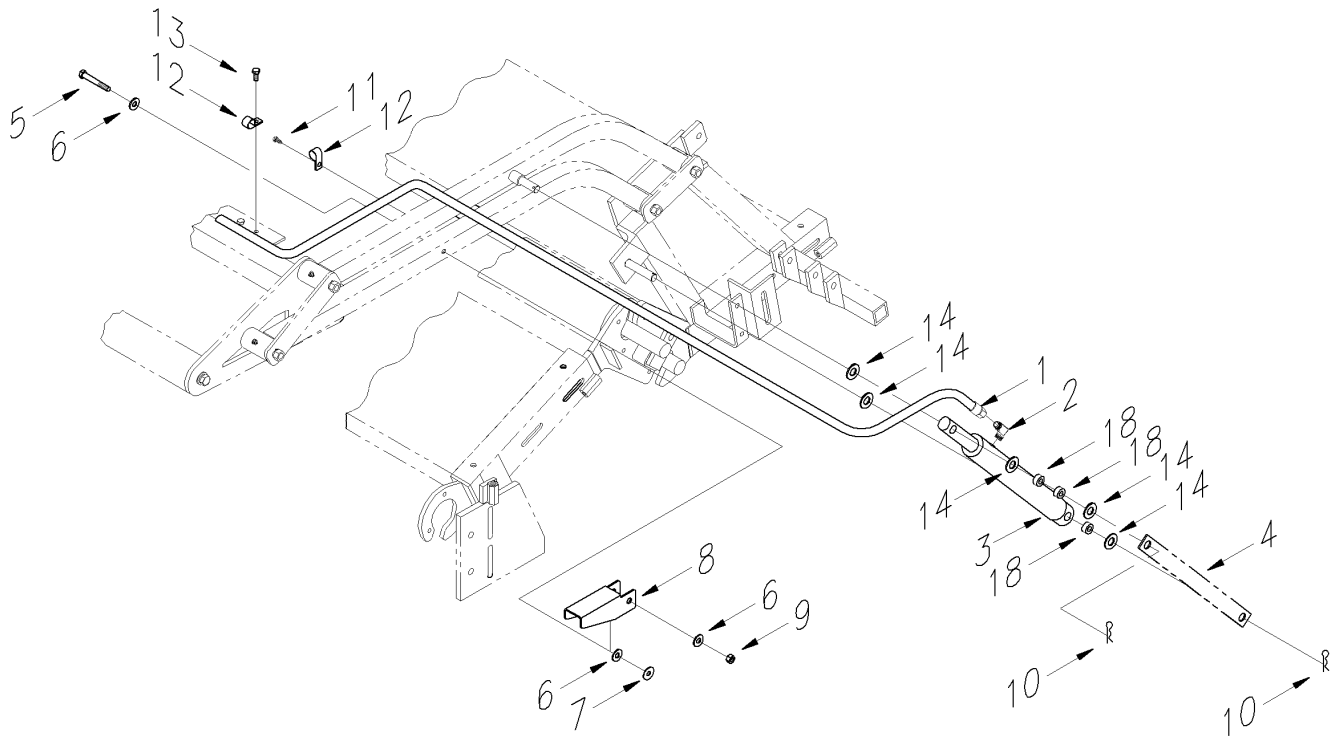
Note: 3000 PSI cylinders are marked with the number three which is stamped on the cylinder shaft end.
1500 PSI cylinders are not stamped at all.

STAMP LOCATION



D00176

Hydraulic Cylinder Identification



D00141

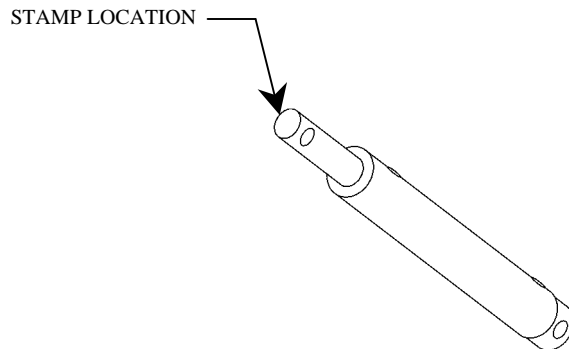
HYDRAULIC HOLDDOWN LIFT KIT
(S/N: Pre 2001)
(Diagram May Differ)

HYDRAULIC HOLDDOWN (S/N: Pre 2001)

ITEM No.	QTY	PMF PART No.	DESCRIPTION
1-12		01-13501-12	12' HYDRAULIC LIFT KIT
1-12		01-13501-14	14' HYDRAULIC LIFT KIT
1-12		01-13501-16	16' HYDRAULIC LIFT KIT
1	1	01-11201-02	HOSE, 12' HYD LIFT 3/8 X 19'5"
	1	01-11201-01	HOSE 14' HYD LIFT 3/8 X 21'
	1	01-11201-04	HOSE 16' HYD LIFT 3/8 X 22'7"
2	2	31-10503-14	#6 MORB X #6 MJIC, ELBOW
3	1	31-10516-01	HYD CYL 1.5 BORE MSTR, 10"STRK Replaced With 31-10519-01
	1	31-10516-02	HYD CYL 1.25 BORE SLAVE, 10"STK Replaced With 31-10519-02
4*	2	01-11178-04	CYLINDER BRACE
5	2	31-50138-14	3/8 x 2 3/4 UNC BOLT
6	6	31-50338-05	3/8 USS FLAT WASHER, PLATED
7	2	31-50338-06	WSHR NEOPRENE, 3/8 X 1.1 X .062
8	2	30-90377-10	SAFETY LOCK, HYD. HOLD DOWN
9	2	31-50238-03	NUT, 3/8 UNITORQUE PLATED
11	2	31-50501-01	#14 3/4 HEX SHEET METAL SCREW
12	8	31-10531-01	HYDRAUL.HOSE CLAMP WH #HK1213
	6	31-10531-01	HYDRAUL.HOSE CLAMP WH #HK1213
13	See #12	31-50131-01	5/16 X 3/4 UNC BOLT
14	11	31-50363-02	5/8 SAE FLAT WASHER PLATED
15	4	31-10601-01	PIN, 1/8 X 2 9/16 HITCH
16	See #12	31-50231-01	5/16 UNC HEX NUT PLTD
17	See #12	31-50331-01	5/16 LOCK WASHER, PLATED
18	8	31-50363-05	WSHR .625" X .781" X .188" THK

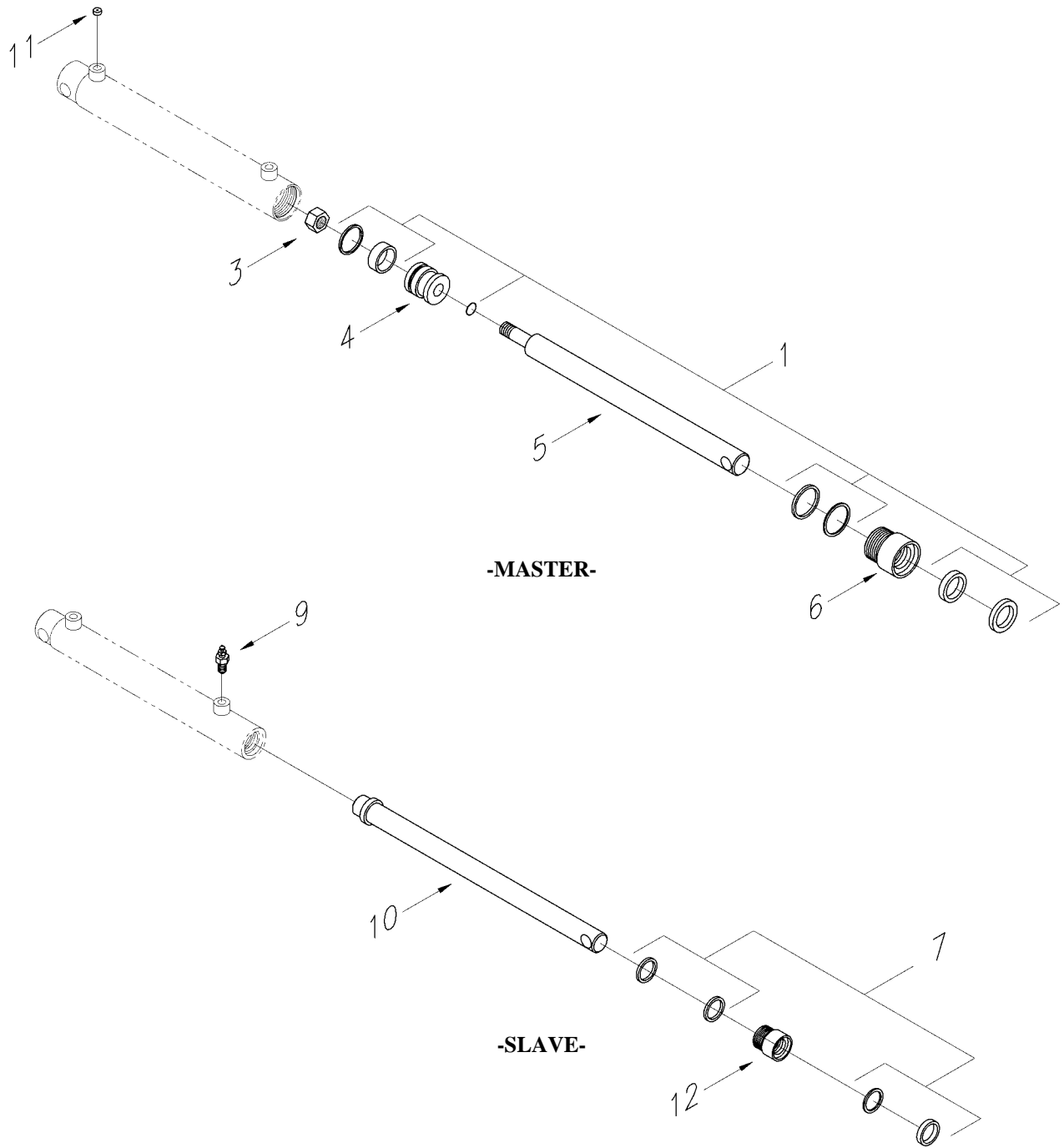
* For Shipping Only

Note: 3000 PSI cylinders are marked with the number three which is stamped on the cylinder shaft end.
1500 PSI cylinders are not stamped at all.



D00176

Hydraulic Cylinder Identification



-MASTER-

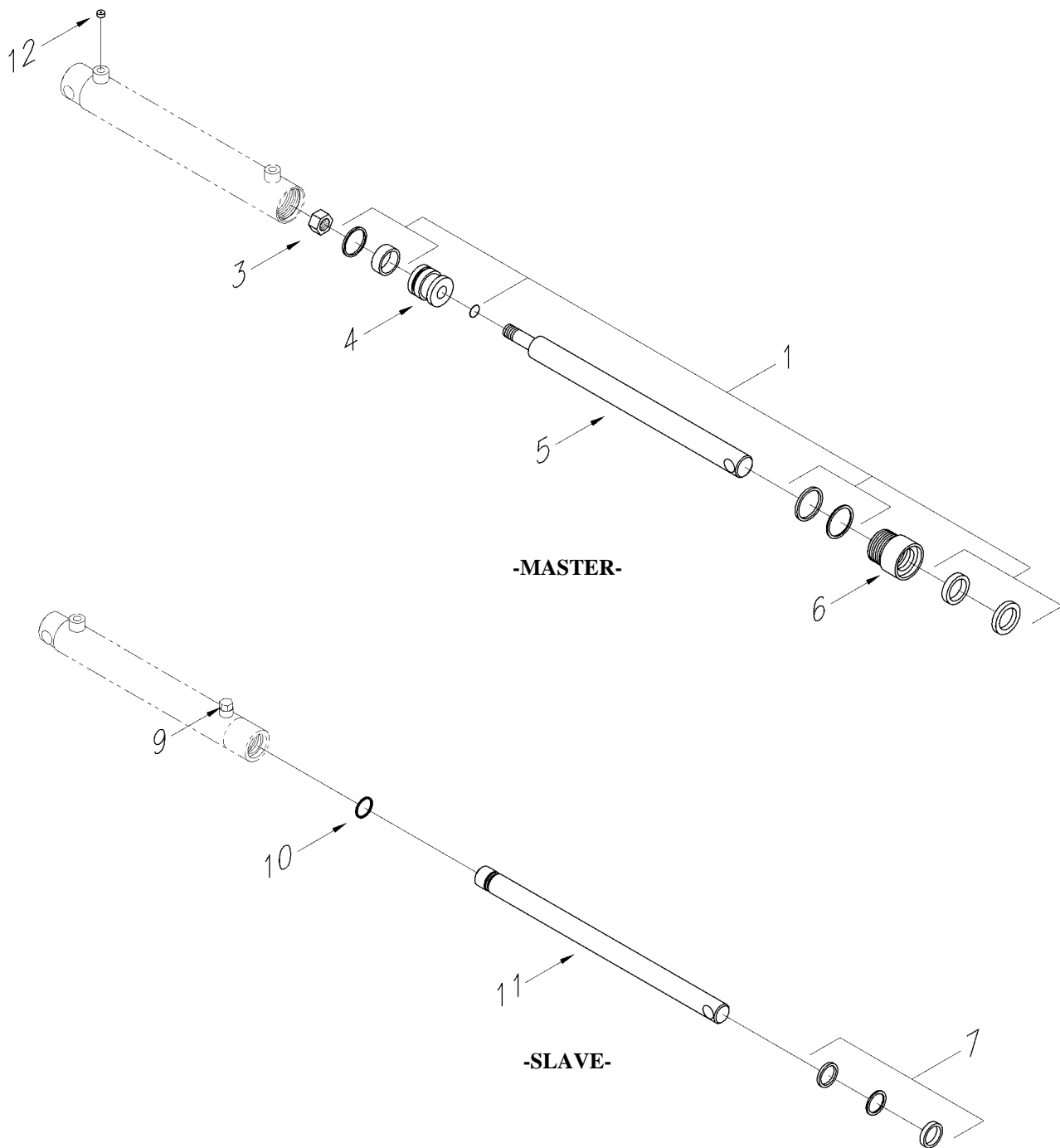
-SLAVE-

D00028C

HYDRAULIC CYLINDER

HYDRAULICS**HYDRAULIC CYLINDER (S/N: 2001 To Present)**

ITEM No.	QTY	PMF PART No.	DESCRIPTION
1	1	31-10519-07	SEAL KIT, 3000 PSI MASTER
2	1	n/a	BARREL WELDMENT
3	1	31-10516-13	5/8 UNF LOCK NUT GR 8
4	1	31-10519-04	PISTON, 3000 PSI MASTER
5	1	31-10519-05	SHAFT, 3000 PSI MASTER
6	1	31-10519-06	GLAND, 3000 PSI MASTER
7	1	31-10519-11	SEAL KIT, 3000 PSI SLAVE
8	1	n/a	BARREL WELDMENT
9	1	31-10519-12	BLEED SCREW, 3000 PSI, #4 ORB
10	1	31-10519-09	SHAFT, 3000 PSI SLAVE
11	1	01-10922-02	ORIFICE, #6 ORB X 0.03125"
12	1	31-10519-10	GLAND, 3000 PSI SLAVE



-MASTER-

-SLAVE-

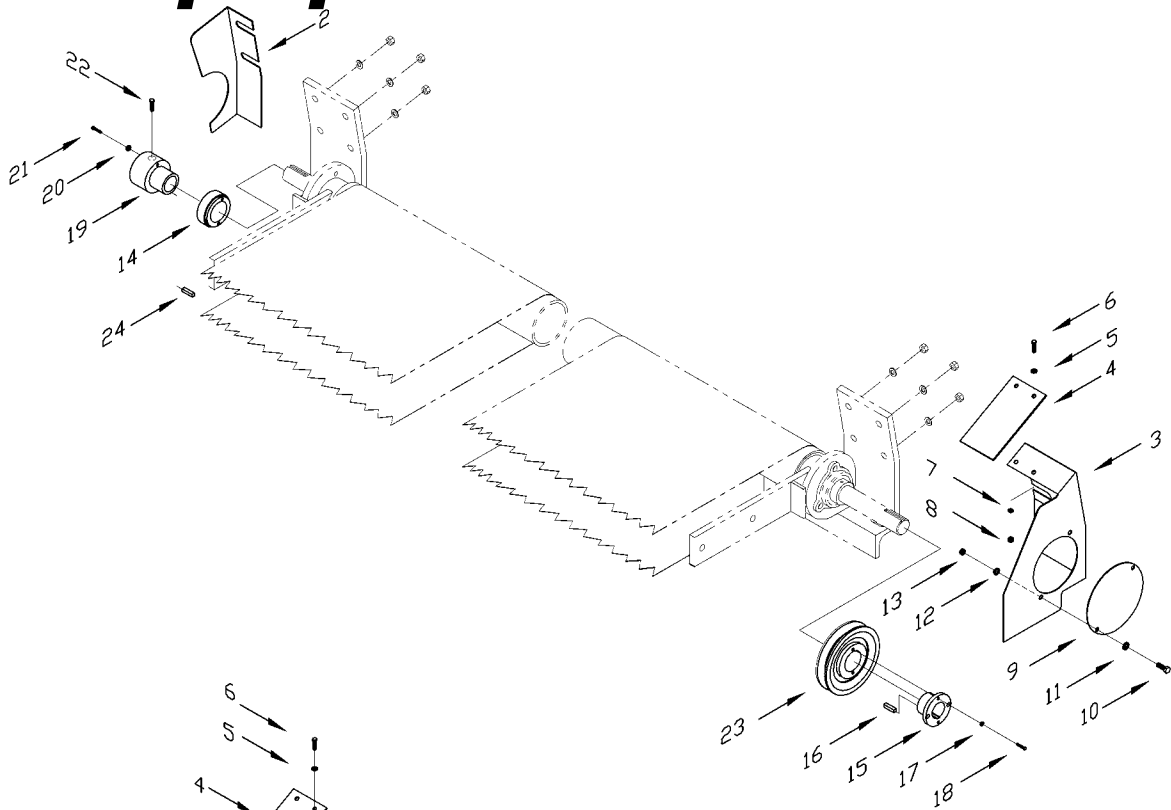
D00028

HYDRAULIC CYLINDER
(S/N: Pre 2001)

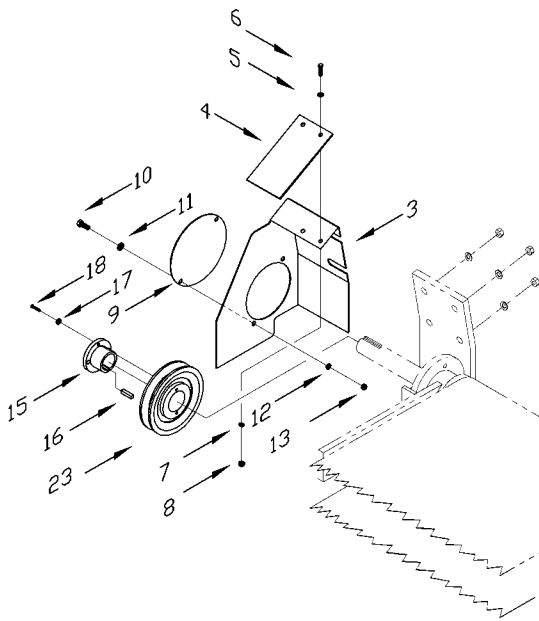
HYDRAULIC CYLINDER (S/N: Pre 2001)

ITEM No.	QTY	PMF PART No.	DESCRIPTION
1	1	31-10516-09	SEAL KIT, MASTER - #R3604525
2	1	n/a	BARREL WELDMENT
3	1	31-10516-13	5/8 UNF LOCK NUT GR 8
4	1	31-10516-07	PISTON FOR RSY-15PMF-10
5	1	31-10516-05	SHAFT FOR RSY-15PMF-10
6	1	31-10516-11	GLAND FOR RSY-15PMF-10
7	1	31-10516-10	SEAL KIT, SLAVE - #R3604526
8	1	n/a	BARREL WELDMENT
9	1	31-10516-12	#4 ORB BLEED PLUG
10	1	31-10516-08	SNAP RING
11	1	31-10516-06	SHAFT FOR RSD-125PMF-10
12	1	01-10922-01	ORIFICE, #6 ORB X .063"

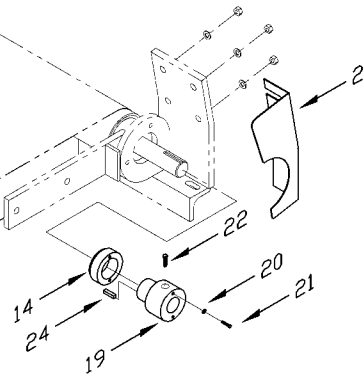
Pick Up Options



**ALTERNATE END KIT – STANDARD UNITS
(RAKE-UP)**



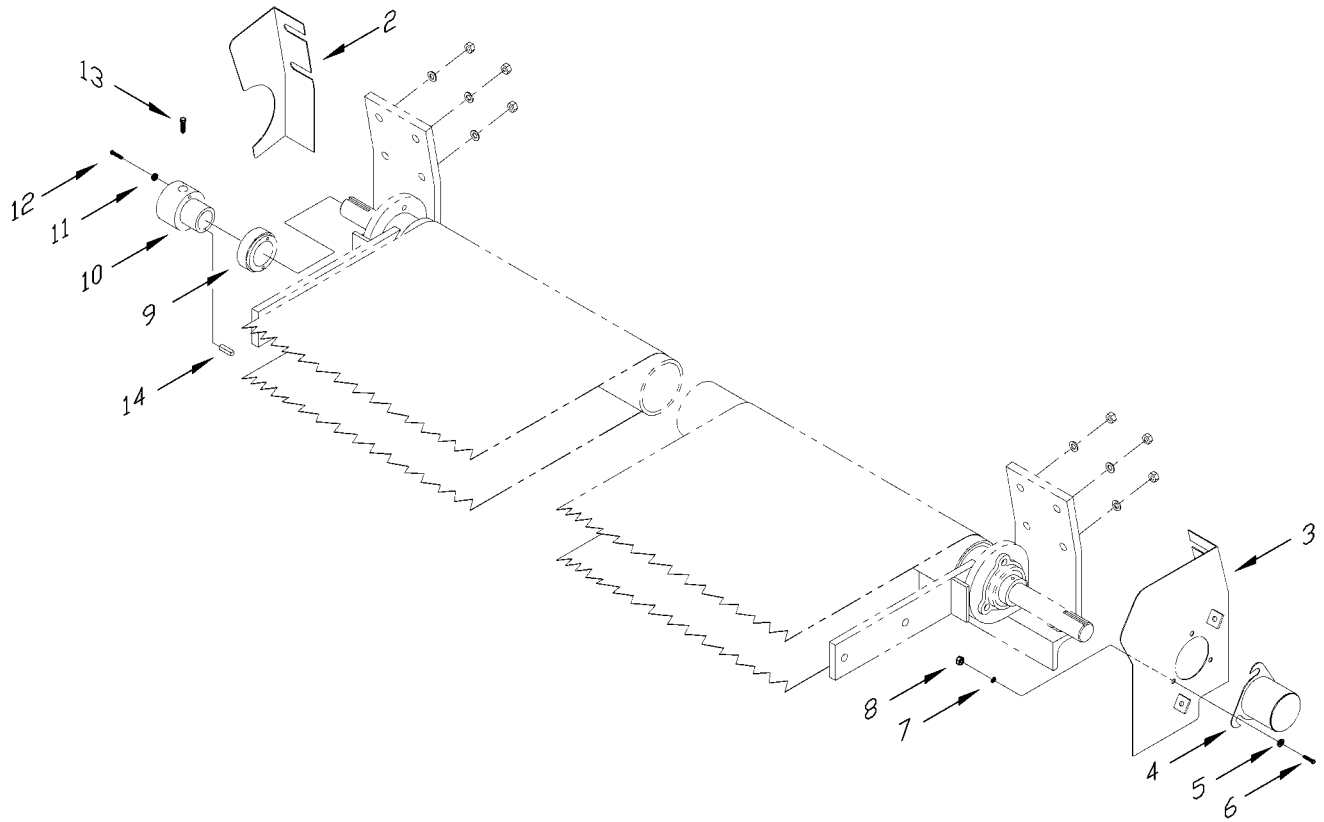
**ALTERNATE END KIT – MIRROR UNITS
(RAKE-UP)**



D00030

RAKE-UP ALTERNATE END KIT – MIRROR UNIT

ITEM No.	QTY	PMF PART No.	DESCRIPTION
1	1	01-11506-02	ALT END KIT, MIRROR UNIT (includes items 2,3, 9-18 below)
2	1	01-10820-02	GUARD, ALT. END DRIVE, MIRROR
3	1	01-10804-08	BELT GUARD, REAR, MIRROR
4	1	01-10804-09	FLAP, REAR BELT GUARD
5	2	31-50325-03	1/4 FLAT WASHER 17/64ID 3/4OD
6	2	31-50125-01	1/4 X 1 NC BOLT
7	2	31-50325-01	1/4 LOCKWASHER, PLATED
8	2	31-50225-01	1/4 UNC NUT
9	2	01-10804-10	COVER, ALT. END DRIVE
10	2	31-50125-01	1/4 X 1 NC BOLT
11	2	31-50325-03	1/4 FLAT WASHER 17/64ID 3/4OD
12	2	31-50325-01	1/4 LOCKWASHER, PLATED
13	2	31-50225-01	1/4 UNC NUT
14	1	31-10404-01	HH1 SLV
15	1	31-10403-01	H 1 1/4 SPLIT TAPER
16	1	31-50401-01	KEY, 3/16x1/4x1-1/4
17	2	31-50325-01	1/4 LOCKWASHER, PLATED
18	2	31-50126-15	1/4 X 3/4 UNC BOLT GR.5 PLTD
19	1	01-10902-01	CPLG, HYDRAULIC MOTOR
20	2	31-50325-01	1/4 LOCKWASHER, PLATED
21	2	31-50125-02	1/4 X 2 1/2 UNC BOLT
22	2	31-50915-04	3/8 X 1 SQ HEAD SET SCREWS
23	1	01-10701-01	PULLEY, DRAPER, MB52L
24	1	01-10910-01	1/4 X 1/4 X 1 1/4 KEY

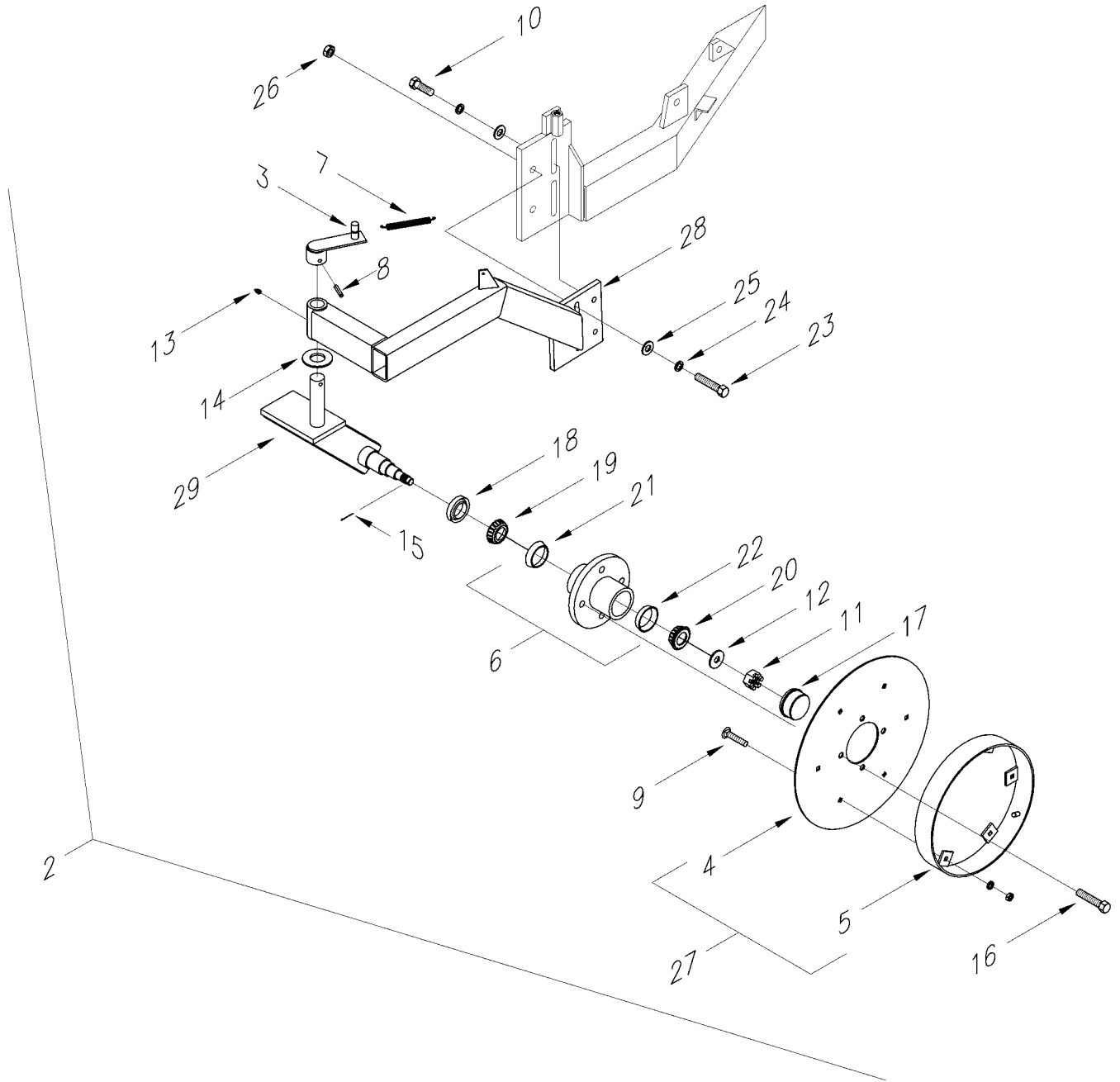


D00074

**ALTERNATE END KIT
(SWATHMASTER)**

SWATHMASTER ALTERNATE END KIT

ITEM No.	QTY	PMF PART No.	DESCRIPTION
1	1	03-11506-01	ALT. END DRIVE KIT, SWATHMSTR (Includes: Items 2, 5, 6, 7, & 8)
2	1	01-10820-01	GUARD, ALT. END DRIVE, STD
3	1	03-10802-04	REAR CHAIN GUARD, SM
4	3	01-10822-01	COVER, BEARING
5	3	31-50331-02	5/16 USS FLAT WASHER, PLATED
6	3	31-50131-01	5/16 X 3/4 UNC BOLT
7	3	31-50331-03	5/16 TENSION WASHER
8	3	31-50231-01	5/16 UNC HEX NUT PLTD
9	1	31-10404-01	HH1 SLV
10	1	01-10902-01	CPLG, HYDRAULIC MOTOR
11	2	31-50325-01	1/4 LOCKWASHER, PLATED
12	2	31-50125-02	1/4 X 2 1/2 UNC BOLT
13	2	31-50915-04	3/8 X 1 SQ HEAD SET SCREWS
14	1	01-10910-01	1/4 X 1/4 X 1 1/4 KEY



D00223A

PEA COULTER

PEA COULTER

ITEM No.	QTY	PMF PART No.	DESCRIPTION
1	1	01-11701-01	PEA COULTER, COMPLETE (LHS & RHS)
2	1	01-11701-02	ASSY PEA COULTER LH
	1	01-11701-03	ASSY PEA COULTER RH
3	1	01-11701-14	ARM, SPRING - COULTER ARM
4	1	01-11701-20	COULTER BLADE
5	1	01-11701-21	RIM, DEPTH (WELDED)
6	1	01-11701-22	HUB, 4-57 COMPLETE HUB
7	1	31-10306-01	SPRING, COULTER
8	1	31-10602-03	5/16 X 2 SLOTTED ROLL PIN BARE
9	6	31-50138-10	3/8 X 1 CARRIAGE BOLT PLTD
	6	31-50338-01	3/8 LOCKWASHER, PLATED
	6	31-50238-01	3/8 UNC HEX NUT PLATED
10	2	31-50150-01	1/2 X 1 UNC BOLT
	2	31-50350-01	1/2 LOCK WASHER, PLATED
	2	31-50350-04	1/2 SAE FLAT WASHER, PLATED
11	1	31-50275-01	3/4 CSTELETED NF NEX NUT BLACK
12	1	31-50375-01	3/4 SAE FLAT WASHER, PLATED
13	1	31-50904-01	1/8 NPT STRGHT GREASE NIPPLE
14	2	31-50908-05	#15 (1 1/4HOLE-10GA.
15	1	31-50911-01	1/8 X 1 3/4 COTTER PIN, PLATED
16	4	31-10901-03	WB-10 WHEEL BOLT, 1/2-20 UNF
17	1	31-10902-06	DC-12 DUST CAP FOR 411 HUB
18	1	31-50909-03	SEAL, 14974 (4-57)
19	1	31-10210-03	LM 67048 BRG CONE
20	1	31-10210-04	LM 11949 BRG CONE
21	1	31-10210-10	BRG, CUP, LM 67010
22	1	31-10210-02	LM 11910 BRG CUP
23	2	31-50150-25	1/2 X 1 3/4 UNC BOLT
24	2	31-50350-01	1/2 LOCK WASHER, PLATED
25	2	31-50350-04	1/2 SAE FLAT WASHER, PLATED
26	2	31-50250-01	1/2 UNC HEX NUT PLATED
27	1	41-11701-01	COULTER WHL C/W RIM
28	1	01-11701-10	UPPER COULTER, LH
	1	01-11701-11	UPPER COULTER, RH
29	1	01-11701-12	LOWER COULTER, LH
	1	01-11701-13	LOWER COULTER RH

MISCELLANEOUS OPTIONAL KITS/PARTS (No Drawings Supplied)

ITEM No.	QTY	PMF PART No.	DESCRIPTION
1	1	01-10704-01	PULLEY, 2MB52L
2	1	01-10906-01	SPROCKET, 24 T, #50
3	1	01-11510-14	KIT, JD MTG 14' (93)
4	1	01-11511-01	JD ALT HEADER TUBES

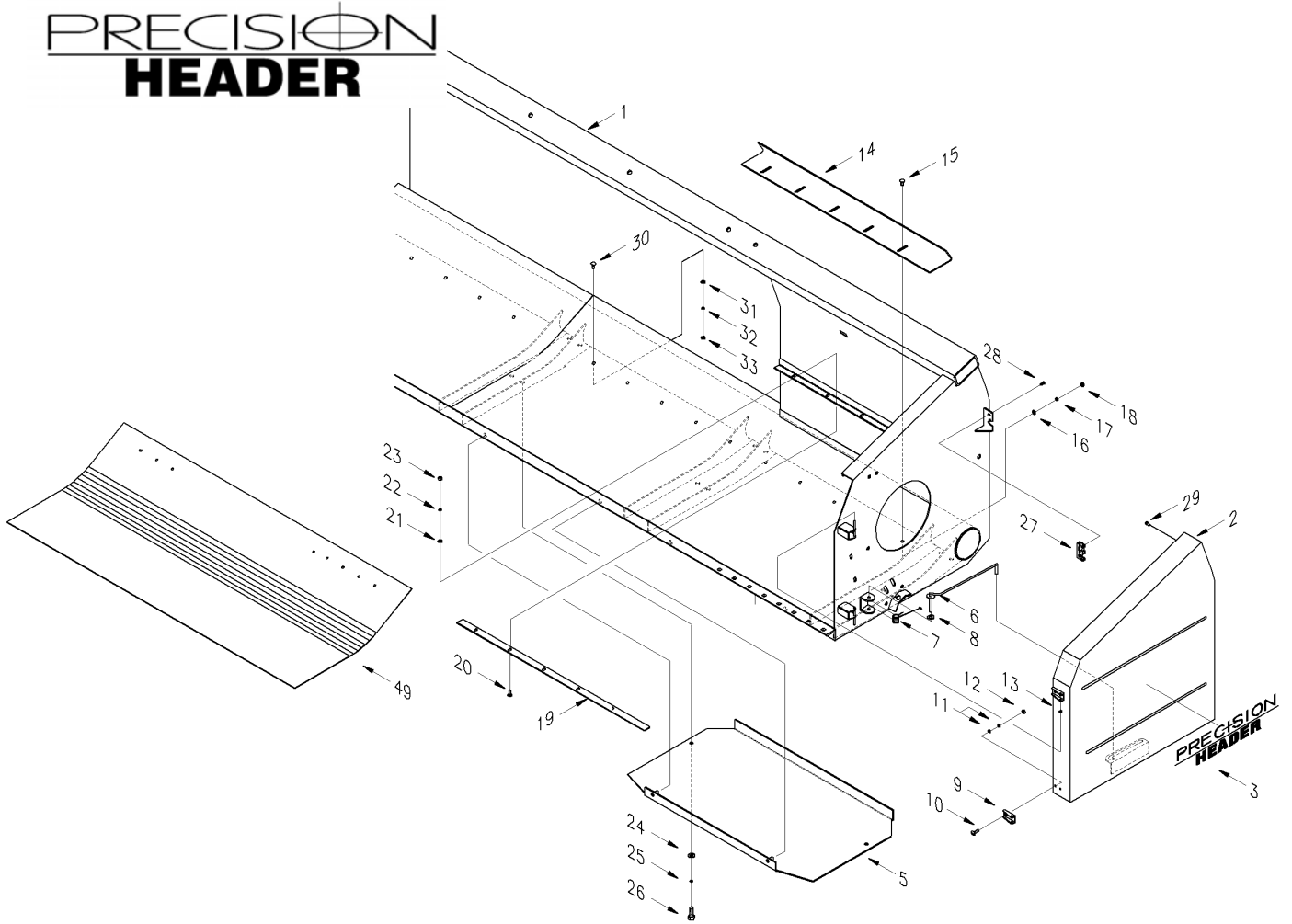
LUBRICANTS, SERVICE TOOLS, AND REPLACEMENT PARTS**RAKE-UP PICKUPS**

	PMF PART No.	DESCRIPTION
Lubricants	01-10921-01	GEAR LUBE, RAKE-UP - 1 LITRE
Service Tools	01-12900-01	PULLER, SM GR BOX
Miscellaneous Kits		
	01-13301-01	SHLDR BOLT C/W BRGS,WSHERS,NUT (Includes: Shoulder Bolt, Bearings, Washers, & Nuts)
	01-13302-01	IDLER ROTOR ASSEMBLY (Includes: Idler Rotor & Bearings)
	01-13304-01	PINION ASSEMBLY (Includes: Bearings, Spacers, & Snap Rings)
	01-13305-01	DRIVE ROTOR ASSEMBLY (Includes: Drive Rotor & Bearings)
	41-10403-01	ROTOR, IDLER END SUBASSY, STD (Includes: Idler Rotor, Elbows, Idler Finger Bar Arms, & Bearings)
	41-10403-02	ROTOR, IDLER END SUBASSY MI (Includes: Idler Rotor, Elbows, Idler Finger Bar Arms, & Bearings)
	41-10405-01	GR BOX C/W DRIVE ROTOR, STD (Includes: Scroll Plate, Drive Rotor, Main Gearbox, Small Gearboxes, Drive Finger Bar Arms, Follower Arms, Bearings, etc)
	41-10405-02	GR BOX C/W DRIVE ROTOR,ASSY MI (Includes: Scroll Plate, Drive Rotor, Main Gearbox, Small Gearboxes, Drive Finger Bar Arms, Follower Arms, Bearings, etc)
	41-10603-01	IDLER ARM ASSEMBLY
	41-10603-02	IDLER ARM ASSEMBLY MI

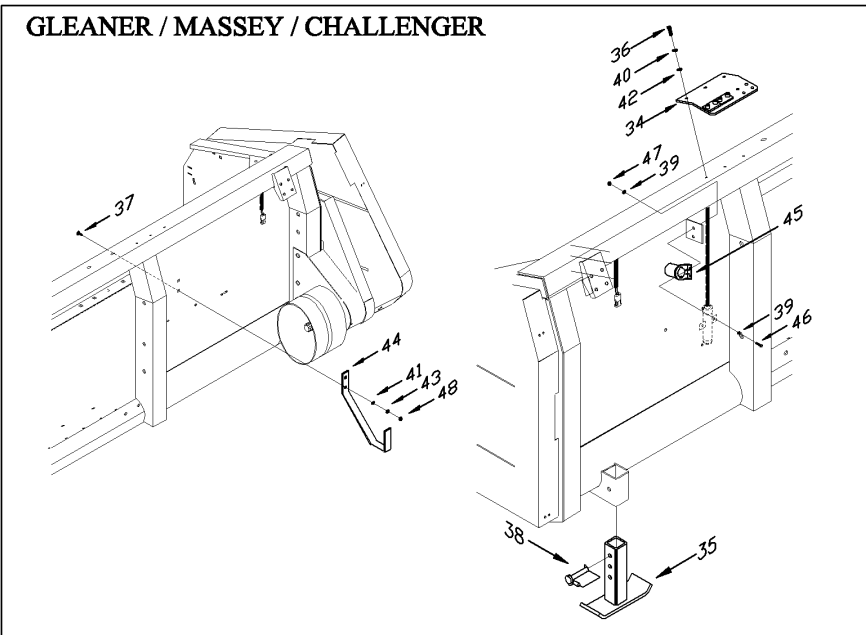
RAKE-UP / SWATHMASTER PICKUPS

	PMF PART No.	DESCRIPTION
Miscellaneous Kits		
	01-13303-01	ROLLER HSG ASSEMBLY,LC (Includes: Roller Housing, Bearing, & Lock Collar)
	31-10900-03	CONESTOGA W/CUP, STUDS (Includes: Bearings, Bearing Cups, & Seals)
	01-11407-01	BOLT TOGETHER BELT, BOLT KIT (Includes: 6 - 1/4 UNC x 1/2" Elevator Bolts, 6 - 1/4 UNC Serrated Flange Nuts, 6 - 1/4" Flat Washers)
	31-10504-01	ORBIT MOTOR SEAL KIT (Includes: All Seals in Orbit Motor)

PRECISION HEADER



GLENER / MASSEY / CHALLENGER



D00009D

TABLE ASSEMBLY

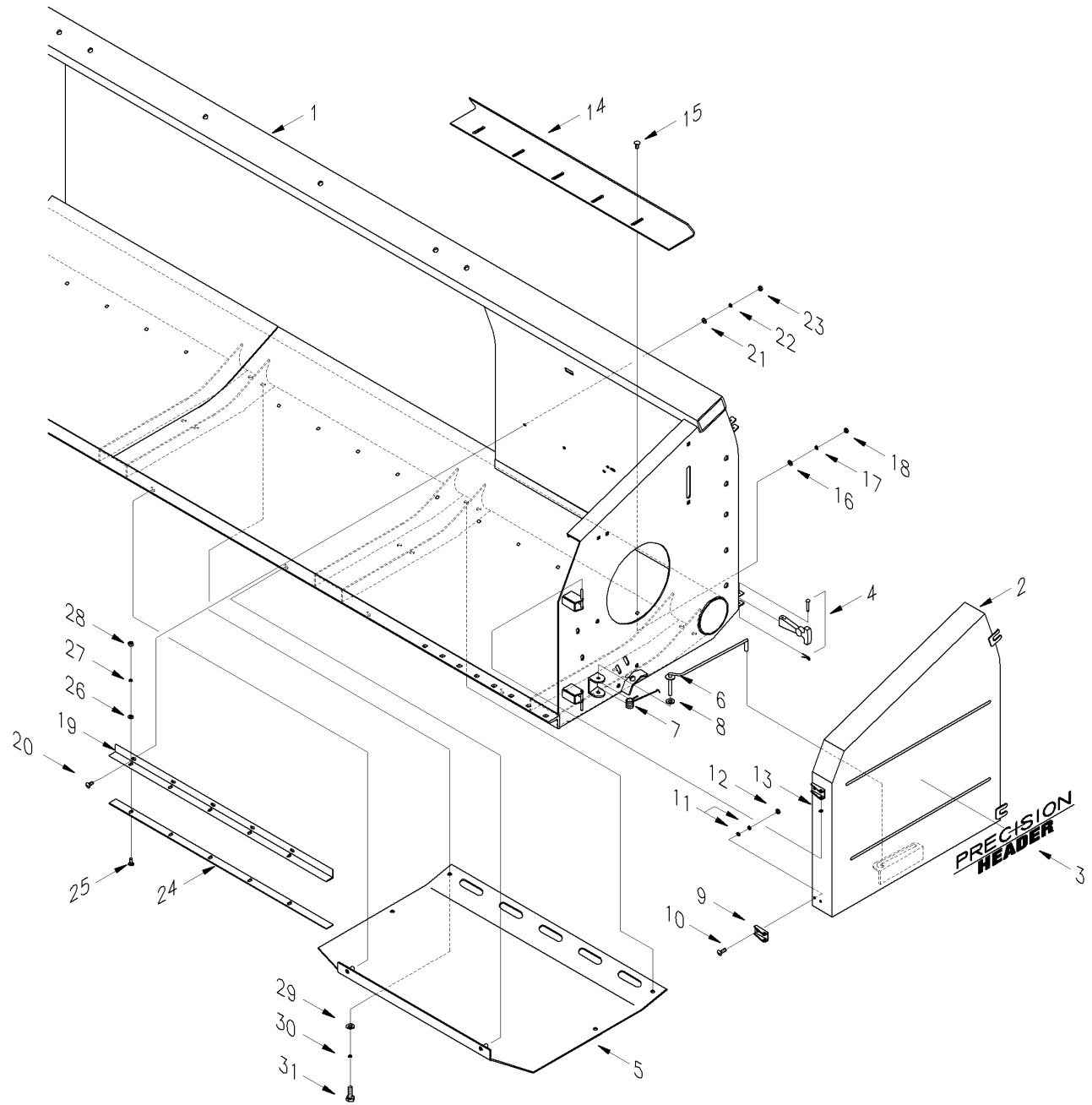
SECTION F - HEADER

TABLE ASSEMBLY

ITEM No.	QTY	PMF PART No.	DESCRIPTION	ITEM No.	QTY	PMF PART No.	DESCRIPTION
*1	1	07-10235-00	HEADER FRAME 15ft PMF AGCO	32	4	31-51308-01	M8 LOCK WASHER PLATED
	1	07-10283-XX	HEADER FRAME, PMF 13ft w/DECALS	33	4	31-51208-01	M8 X 1.25 HEX NUT, CL 8 PLATED
	1	07-10284-00	HEADER FRAME, 13ft PMF/AGCO	34	1	07-10092-00	HOSE CLAMP PLATE
	1	07-10285-54	HEADER FRAME, 13ft w/DECALS	35	2	07-21037-00	HEADER STAND
	1	07-10235-XX	HEADER FRAME, PMF 15ft w/DECALS	36	3	31-51108-04	BOLT M8X1.25X20 HX HD CL8.8 PL
*2	1	07-10286-XX	HEADER SHIELD, IDLER SIDE w/DECAL	37	4	31-51112-06	M12X1.75X25 HX HD BOLT PLT 8.8
	1	07-10287-XX	HDR SHIELD, DRIVE SIDE w/DECAL (n/s)	38	2	31-10610-01	3/8 X 2 1/2 SQU. LOCK PIN
	1	07-10191-00	HEADER SHIELD, IDLER SIDE, 2000	39	14	31-51306-02	M6 FLAT WASHER PLATED
			Subs To 07-10286-XX	40	23	31-51308-02	M8 FLAT WASHER PLATED
	1	07-10190-00	HEADER SHIELD, DRIVE SIDE, 2000	40	4	31-51312-02	M12 FLAT WASHER PLATED
			Subs To 07-10287-XX	42	23	31-51308-01	M8 LOCK WASHER PLATED
3	2	31-11113-01	DECAL, PRECISION HEADER, YELLOW	43	4	31-51312-01	M12 LOCK WASHER PLATED
	2	31-11113-02	DECAL, PRECISION HEADER, BLACK	44	1	07-10093-00	DRIVE SHAFT STORAGE BRACKET JD
5	2	07-10194-00	SKID PLATE	45	1	31-11350-00	CAP-PLUG, STOR -A-WAY
6	1	07-10051-00	LOCKING LEVER LEFT SIDE, PLATED	46	2	31-51106-02	BOLTM6x1x16 HEX HD C1 8.8 PL
	1	07-10050-00	LOCKING LEVER RH SIDE, PLATED	47	2	31-51206-03	M6 X 1 NYLOCK NUT, CL8, PLATED
7	1	07-10052-00	LOCKING LEVER SPRING RH	48	2	31-51212-01	M12 X 1.75 HEX NUT CL8 PLATED
	1	07-10052-01	LOCKING LEVER SPRING LH	49	1	07-10246-00	HEADER BOTTOM REPAIR SHEET
8	2	31-51310-02	M10 FLAT WASHER PLATED				(to be welded over top of existing center panel if damage occurs)
9	4	07-10055-00	SAFETY SHIELD HINGE PLATED				
10	8	31-51106-01	M6X1X20 CARRIAGE BOLT, PLATED				
11	8	31-51306-02	M6 FLAT WASHER PLATED				
	8	31-51306-01	M6 LOCK WASHER PLATED				
12	8	31-51206-01	M6 X 1 HEX NUT, CL 8 PLATED				
13	2	31-51306-02	M6 FLAT WASHER PLATED				
*14	1	07-10057-XX	STRIPPER BAR LOWER, LH, 13ft				
	1	07-10056-XX	STRIPPER BAR LOWER, RH, 13ft (n/s)				
	1	07-10183-XX	STRIPPER BAR LOWER, LH, 15ft				
	1	07-10185-XX	STRIPPER BAR LOWER, RH, 15ft (n/s)				
15	10	31-51108-05	BOLT M8X1.25X25 CARRIAGE PLTD				
	14	31-51108-05	BOLT M8X1.25X25 CARRIAGE PLTD				
16	10	31-51308-02	M8 FLAT WASHER PLATED				
	15	31-51308-02	M8 FLAT WASHER PLATED				
17	10	31-51308-01	M8 LOCK WASHER PLATED				
	15	31-51308-01	M8 LOCK WASHER PLATED				
18	10	31-51208-01	M8 X 1.25 HEX NUT, CL 8 PLATED				
	15	31-51208-01	M8 X 1.25 HEX NUT, CL 8 PLATED				
19	2	07-10085-00	STRIPPER BAR UPPER				
	2	07-10184-00	STRIPPER BAR (15' HEADER)				
20	10	31-51108-05	BOLT M8X1.25X25 CARRIAGE PLTD				
	12	31-51108-05	BOLT M8X1.25X25 CARRIAGE PLTD				
21	10	31-51308-02	M8 FLAT WASHER PLATED				
	12	31-51308-02	M8 FLAT WASHER PLATED				
22	10	31-51308-01	M8 LOCK WASHER PLATED				
	12	31-51308-01	M8 LOCK WASHER PLATED				
23	10	31-51208-01	M8 X 1.25 HEX NUT, CL 8 PLATED				
	12	31-51208-01	M8 X 1.25 HEX NUT, CL 8 PLATED				
24	4	31-51312-02	M12 FLAT WASHER PLATED				
25	4	31-51312-01	M12 LOCK WASHER PLATED				
26	4	31-51112-06	M12X1.75X25 HX HD BOLT PLT 8.8				
27	1	07-10414-00	LATCH, SHIELD (HEADER LH SIDE)				
	1	07-10413-00	LATCH, SHIELD (HEADER RH SIDE)				
	1	31-10957-04	ROTARY LOCK RH				
			(Replaced With 07-0414-00 or 07-10413-00)				
28	2	31-50125-01	1/4 X 1 NC BOLT				
29	4	31-90552-01	RUBBER BUMPER				
30	4	31-51108-03	BOLT M8X1.25X20 CARRIAGE, PLTD				
31	4	31-51308-02	M8 FLAT WASHER PLATED				

* Note: Use the last two digits that correspond to your particular model.

07 - XXXXX - 00	Black - AGCO & Case
07 - XXXXX - 52	Yellow - Caterpillar
07 - XXXXX - 53	Yellow - New Holland
07 - XXXXX - 54	Green - John Deere



D00179

TABLE ASSEMBLY
(S/N: 13H-99001 – 13H-99099) (S/N: 15H-99001 – 15H-99099)

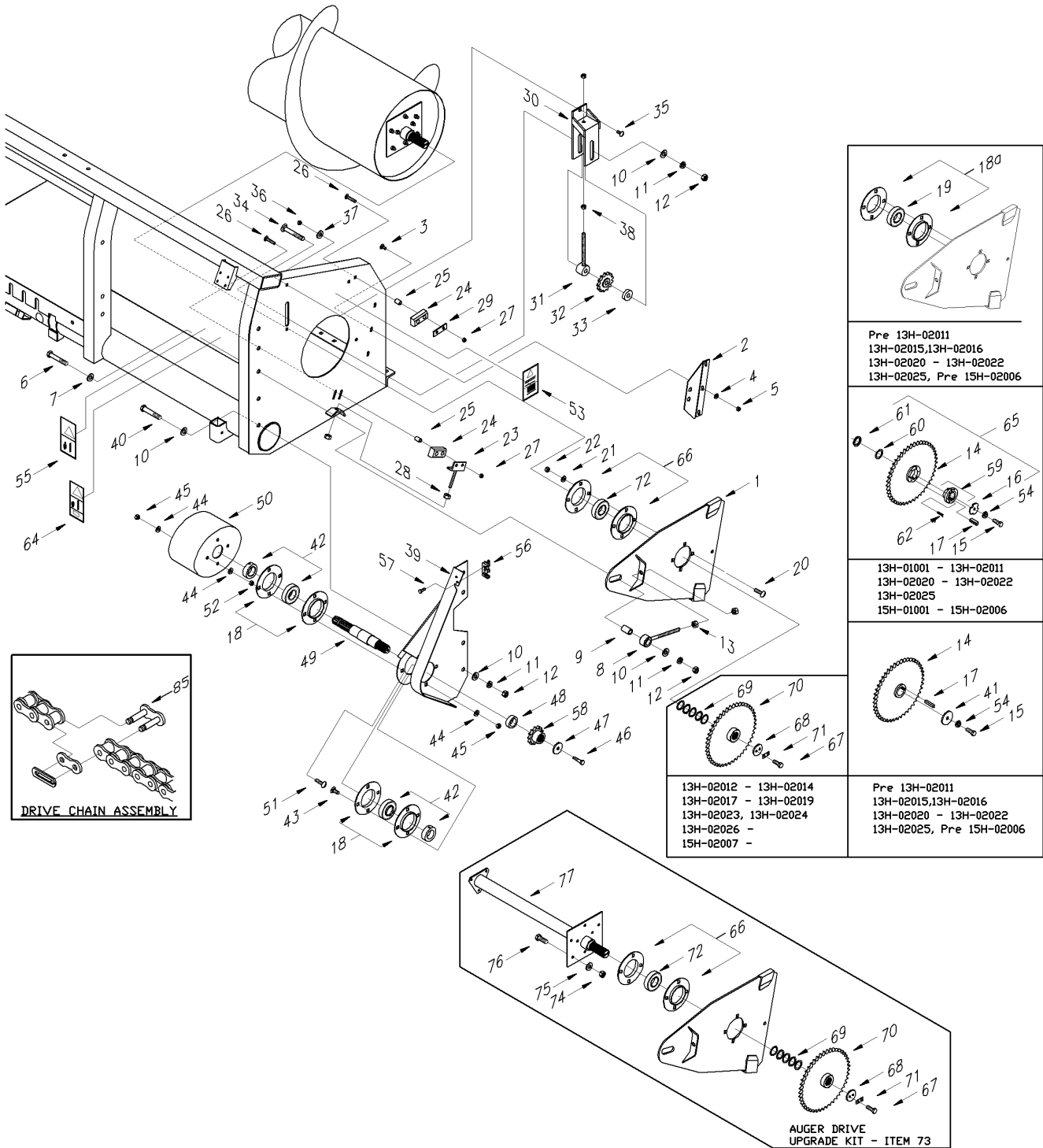
SECTION F - HEADER

F-4

TABLE ASSEMBLY

(S/N: 13H-99001 - 13H - 99099) (S/N: 15H - 99001 - 15H - 99099)

ITEM No.	QTY	PMF PART No.	DESCRIPTION
1	1	07-10002-00	HEADER FRAME 13ft
	1	07-10158-51	HEADER FRAME, 13ft CASE RED (Replaced With 07-10002-00)
2	1	07-10049-00	HEADER SHIELD IDLER SIDE 99
	1	07-10048-00	HEADER SHIELD DRIVE SIDE 99
3	2	31-11113-01	DECAL,PRECISION HEADER, YELLOW
4	4	31-11201-01	RUBBER HOOD LATCH KIT
5	2	07-10069-00	SKID PLATE ASSY (Replace With 07-101094-00)
6	1	07-10051-00	LOCKING LEVER LEFT SIDE,PLATED
	1	07-10050-00	LOCKING LEVER RH SIDE,PLATED
7	1	07-10052-00	LOCKING LEVER SPRING RH
	1	07-10052-01	LOCKING LEVER SPRING LH
8	2	31-51310-02	M10 FLAT WASHER PLATED
9	4	07-10055-00	SAFETY SHIELD HINGE PLATED
10	8	31-51106-01	M6X1X20 CARRIAGE BOLT, PLATED
11	8	31-51306-02	M6 FLAT WASHER PLATED
	8	31-51306-01	M6 LOCK WASHER PLATED
12	8	31-51206-01	M6 X 1 HEX NUT, CL 8 PLATED
13	2	31-51306-02	M6 FLAT WASHER PLATED
14	1	07-10057-00	STRIPPER BAR LEFT SIDE
	1	07-10056-00	STRIPPER BAR RIGHT SIDE
15	10	31-51108-03	BOLT M8X1.25X20 CARRIAGE,PLTD
16	10	31-51308-02	M8 FLAT WASHER PLATED
17	10	31-51308-01	M8 LOCK WASHER PLATED
18	10	31-51208-01	M8 X 1.25 HEX NUT, CL 8 PLATED
19	2	07-10084-00	STRIPPER BAR ANGLE BRACKET
20	10	31-51108-03	BOLT M8X1.25X20 CARRIAGE,PLTD
21	10	31-51308-02	M8 FLAT WASHER PLATED
22	10	31-51308-01	M8 LOCK WASHER PLATED
23	10	31-51208-01	M8 X 1.25 HEX NUT, CL 8 PLATED
24	2	07-10085-00	STRIPPER BAR UPPER
25	10	31-51108-03	BOLT M8X1.25X20 CARRIAGE,PLTD
26	10	31-51308-02	M8 FLAT WASHER PLATED
27	10	31-51308-01	M8 LOCK WASHER PLATED
28	10	31-51208-01	M8 X 1.25 HEX NUT, CL 8 PLATED
29	4	31-51312-02	M12 FLAT WASHER PLATED
30	4	31-51312-01	M12 LOCK WASHER PLATED
31	4	31-51112-06	M12X1.75X25 HX HD BOLT PLT 8.8



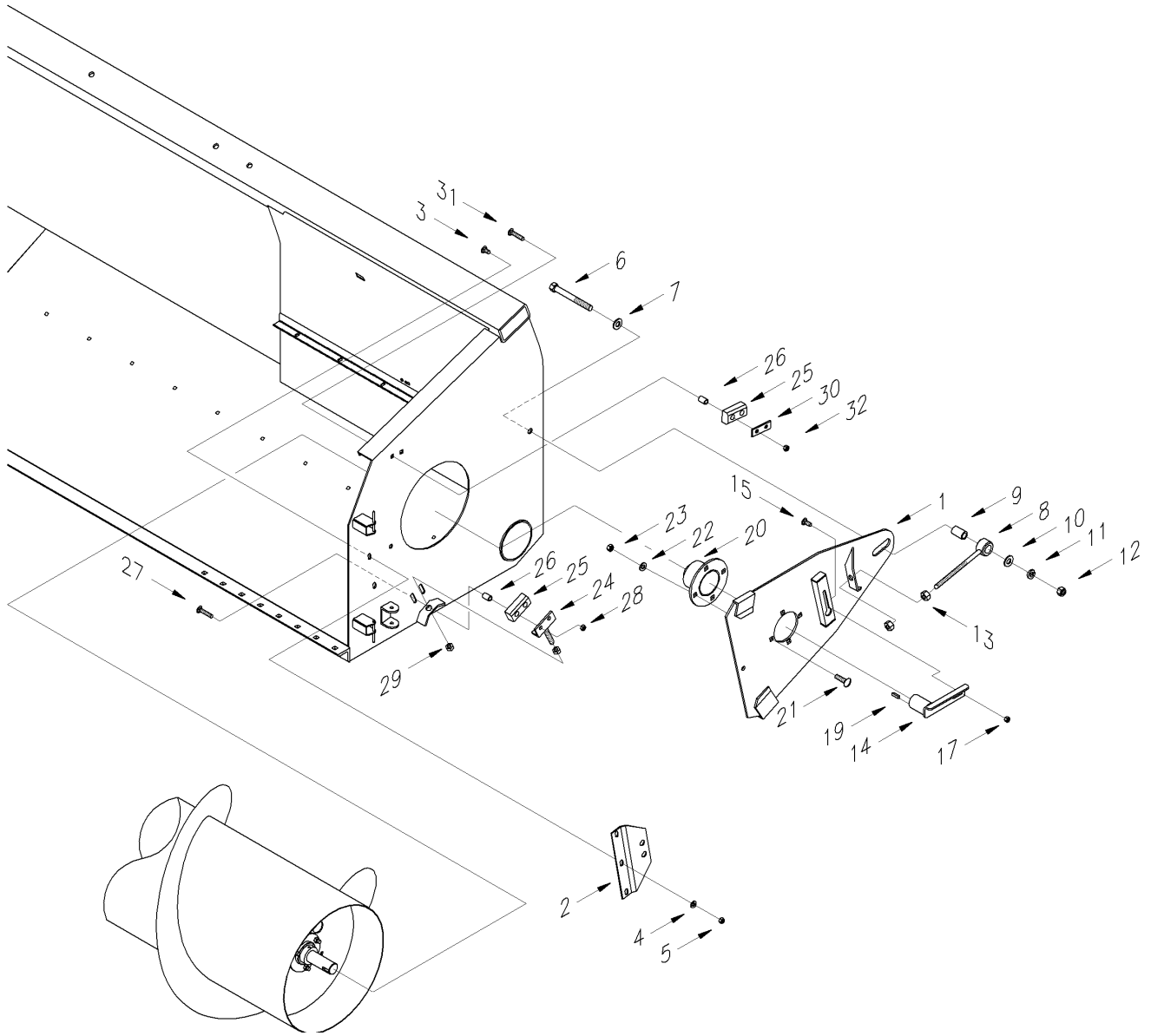
D00173C

AUGER DRIVE & SUPPORT (RH)

SECTION F - HEADER

AUGER DRIVE & SUPPORT (RH)

ITEM No.	QTY	PMF PART No.	DESCRIPTION	ITEM No.	QTY	PMF PART No.	DESCRIPTION
1	1	07-10009-XX	AUGER MOUNT RH	42	2	31-10213-02	AEL208D1 BEARING (40MM BORE)
2	1	07-10008-00	AUGER RETAINER PLATE	43	4	31-51112-02	M12X1.75X30 CARRIAGE BOLT PLTDD
3	3	31-51110-01	BOLT M10X1.5X20 CARRIAGE PL	44	12	31-51312-02	M12 FLAT WASHER PLATED
4	3	31-51310-02	M10 FLAT WASHER PLATED	45	8	31-51212-02	M12 X 1.75 NYLOCK NUT CL 6 PL
5	3	31-51210-02	M10 X 1.5 NYLOCK NUT CL6 PL	46	1	31-51112-03	M12X1.75X35 HX HD BOLT PLT 8.8
6	1	31-51116-07	M16X2X150 HX HD BOLT PLT G10.9	47	1	01-13217-01	2 X 17/32 X 3/16 WASHER,PLATED
7	1	31-51316-02	M16 FLAT WASHER PLATED	48	1	07-10086-00	DRIVE SHAFT SPACER,PLATED
8	1	07-10014-00	AUGER PIVOT ROD,PLATED	49	1	07-10020-00	JACK SHAFT
9	1	07-10087-00	SPACER AUGER PIVOT,PLATED	50	1	07-10064-00	CLUTCH SHIELD DRILLED
10	11	31-51316-02	M16 FLAT WASHER PLATED	51	4	31-51112-04	M12X1.75X45 CARRIAGE BOLT PLTDD
11	6	31-51316-01	M16 LOCK WASHER PLATED	52	4	31-51212-01	M12 X 1.75 HEX NUT CL8 PLATED
12	6	31-51216-01	M16 X 2 HEX NUT, CL 8 PLATED	53	1	31-11124-01	DECAL, CHAIN ENTANGLEMENT
13	2	31-51216-01	M16 X 2 HEX NUT, CL 8 PLATED		1	31-11132-03	DECAL AGCO DANGER BELT/CHAIN
14	1	07-10296-00	SPROCKET 54T #60	54	1	31-51312-01	M12 LOCK WASHER PLATED See Note ***
			(See Note ****)	55	2	31-11123-01	DECAL, HEADER CRUSHING HAZARD
	1	07-10188-00	SPROCKET, #60 X 54T, 12X8 KEY		2	31-11132-02	DECAL AGCO DANGER HDR FALLING
			(S/N: Pre 13H-00099 & 15H-00099				(LH & RH ENDS OF HEADER)
			Subs With Item 65 (07-10297-00)	56	1	31-10957-03	ROTARY LOCK LH
	1	07-10083-00	54 TOOTH SPROCKET	57	2	31-50125-01	1/4 X 1 NC BOLT
			(S/N: Pre 13H-99099 & 15H-99099	58	1		See Adapter Section
			Subs With 07-10297-00	59	1	31-10401-07	SPLIT TAPER BUSHING KIT
15	1	31-51112-03	M12X1.75X35 HX HD BOLT PLT 8.8				(w/Items 62 & 17)(See Note ****)
			(See Note ***)	60	7	07-10298-00	SHIM, SPROCKET ASSY, PLATED
16	1	07-10299-00	WASHER, SPROCKET ASSY,PLATED	61	1	07-10261-00	SPACER, AUGER DRIVE SHAFT-PLTDD
			(See Note ****)				(See Note ****)
17	1	31-10401-10	STEPPED KEY, PK52 KEY (See Note ****)	62	3	31-50131-07	BOLT 5/16"-18 SPLIT TAPER BSHG
	1	07-10017-00	METRIC KEY, 8 X 10 X 50				(See Note ****)
			(S/N: Pre 13H-99099 & 13H-99099	64	1	31-11130-12	DECAL, EUROPEAN
			For Sprocket 07-10083-00	65	1	07-10297-00	SPROCKET KIT, 54T KEYED TAPER
	1	07-10059-00	KEY 12 mm X 8 mm X 50 mm				(See Note ****)(Incl: Items 59,60,61,62)
			(S/N: Pre 13H-00099 & 15H-00099	66	1	31-10213-07	PF209-MA 4 BOLT FLANGE PAIR
			For Sprocket 07-10188-00				(See Note **)
18	2	31-10213-04	PF208-MA 4 BOLT FLANGE PAIR	67	2	31-51110-09	M10X1.5X30 HX HD BOLT G10.9 PL
18a	1	31-10213-04	PF208-MA 4 BOLT FLANGE PAIR				(See Note **)
			(See Note ***)	68	1	07-10528-00	THRUST WASHER, NON PLATED
19	1	31-10213-01	CS208LLU BEARING (40MM BORE)				(See Note **)
			(See Note ****)	69	5	07-10524-00	SHIM, PLATED (See Note **)
20	4	31-51112-02	M12X1.75X30 CARRIAGE BOLT PLTDD	70	1	07-10527-00	SPROCKET, AUGER DRIVE
21	4	31-51312-02	M12 FLAT WASHER PLATED				(See Note **)
22	4	31-51212-02	M12 X 1.75 NYLOCK NUT CL 6 PL	71	1	07-10529-00	LOCKING PLATE, NON PAINTED
23	1	07-10004-00	LOWER LIMIT ADJUSTER,PLATED				(See Note **)
24	2	07-10072-00	RUBBER STOPPER	72	1	31-10213-06	BEARING, CS209LLU 45mm BORE
25	4	07-10007-00	STOP SPACER,PLATED				(See Note ****)
26	4	31-51110-03	BOLT M10X1.5X50 CARRIAGE, PL	73	1	07-10540-00	AUGER DRIVE UPGRADE KIT
27	4	31-51210-02	M10 X 1.5 NYLOCK NUT CL6 PL	74	5	31-51212-06	NUT, M12 FLANGE UNITORQE, 10
28	2	31-51216-01	M16 X 2 HEX NUT, CL 8 PLATED	75	5	31-51312-02	M12 FLAT WASHER PLATED
29	1	07-10006-00	RETAINER PLATE (PLATED)	76	5	31-51112-09	BOLT M12X1.75X30 HX HD CL10.9
30	1	07-10040-00	CHAIN TENSION BRACKET	77	1	07-10526-00	SHAFT, AUGER DRIVE
31	1	07-10041-00	EYE BOLT,PLATED				
32	1	31-10402-22	IDLER SPROCKET 60A13 X 5/8				* Note: Use the last two digits that correspond to your particular model.
33	1	07-10042-00	CHAIN TENSION SPACER,PLATED	07 - XXXXXX - 00			Black - AGCO & Case
34	1	31-51116-02	M16X2X100 CARRIAGE BOLT, PLTDD	07 - XXXXXX - 52			Yellow - Caterpillar
35	1	31-51112-02	M12X1.75X30 CARRIAGE BOLT PLTDD	07 - XXXXXX - 53			Yellow - New Holland
36	1	31-51212-02	M12 X 1.75 NYLOCK NUT CL 6 PL	07 - XXXXXX - 54			Green - John Deere
37	1	31-51312-02	M12 FLAT WASHER PLATED				
38	2	31-51212-01	M12 X 1.75 HEX NUT CL8 PLATED				** Note: (For S/N: 13H-02012 to 13H-02014, 13H-02017 to 13H-02019, 13H-02023, 13H-02026 to -, 15H-02007 to -)
39	1	07-10195-XX	DRIVE SHAFT BRKT				
	1	07-10043-XX	Shift Brkt (S/N: Pre 13H-99099 & 15H-99099)				
40	4	31-51116-06	M16X2X110 HX HD BOLT PLT G10.9				*** Note: (For S/N: Pre 13H-02011, 13H-02015, 13H-02016, 13H-02020 to 13H-02022, 13H-02024, 13H-02025 & Pre 15H-02006)
41	1	01-13217-01	2 X 17/32 X 3/16 WASHER,PLATED				
			(S/N: Pre 13H-00099 & 15H-00099)				
	1	07-10018-00	METRIC WASHER, 60 X 12.5 X 5				**** Note: (For S/N: 13H-01001 to 13H-02011, 13H-02020 to 13H-02022, 13H-02025, 15H-01001 to 15H-02006)
			Subs with 01-13217-01				
	1	07-10073-00	WASHER 50 mm X 13 mm X 5 mm				
			Subs with 01-13217-01				



D00007A

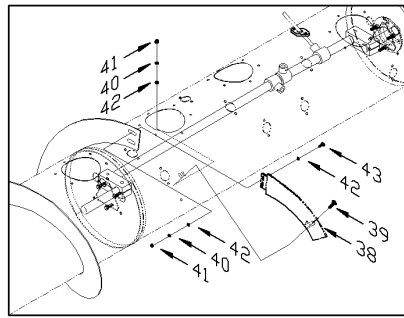
AUGER SUPPORT (LH)

AUGER SUPPORT (LH)

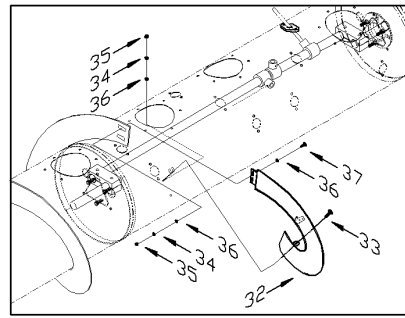
ITEM No.	QTY	PMF PART No.	DESCRIPTION
*1	1	07-10271-XX	AUGER MOUNT LH
1		07-10013-00	AUGER MOUNT LEFT SIDE Replaced With 07-10271-XX (S/N: Pre 13H-00099 & Pre 15H-00099)
2	1	07-10008-00	AUGER RETAINER PLATE
3	3	31-51110-01	BOLT M10X1.5X20 CARRIAGE PL
4	3	31-51310-02	M10 FLAT WASHER PLATED
5	3	31-51210-02	M10 X 1.5 NYLOCK NUT CL6 PL
6	1	31-51116-07	M16X2X150 HX HD BOLT PLT G10.9
7	1	31-51316-02	M16 FLAT WASHER PLATED
8	1	07-10014-00	AUGER PIVOT ROD, PLATED
9	1	07-10087-00	SPACER AUGER PIVOT, PLATED
10	1	31-51316-02	M16 FLAT WASHER PLATED
11	1	31-51316-01	M16 LOCK WASHER PLATED
12	1	31-51216-01	M16 X 2 HEX NUT, CL 8 PLATED
13	2	31-51216-01	M16 X 2 HEX NUT, CL 8 PLATED
14	1	07-10272-00	FINGER ADJUST BRKT
	1	07-10074-00	FINGER ADJUST BRACKET (S/N: Pre 13H-99099 & 15H-99099)
	1	07-10192-00	FINGER ADJUST ARM (S/N: Pre 13H-00099 & 15H-00099) Replaced With 07-10272-00 & 07-10017-01
15	1	31-51110-11	BOLT M10X1.5X30 FLHX HD CL10.9
17	1	31-51210-04	NUT M10x1.5 FLG TOPOLOCK CL10 P
19	1	07-10017-01	METRIC KEY, 8 X 10 X 75
	1	31-50400-01	WOODRUFF KEY 8 X 11 X 28 DIA (S/N: Pre 13H-99099 & 15H-99099)
	1	07-10017-00	METRIC KEY, 8 X 10 X 50 (S/N: Pre 13H-00099 & 15H-00099) Replaced With 07-10017-01
20	1	07-10019-00	IDLER HUB
21	4	31-51112-04	M12X1.75X45 CARRIAGE BOLT PLTD
22	4	31-51312-02	M12 FLAT WASHER PLATED
23	4	31-51212-02	M12 X 1.75 NYLOCK NUT CL 6 PL
24	1	07-10004-00	LOWER LIMIT ADJUSTER, PLATED
25	2	07-10072-00	RUBBER STOPPER
26	4	07-10007-00	STOP SPACER, PLATED
27	2	31-51110-03	BOLT M10X1.5X50 CARRIAGE, PL
28	2	31-51210-02	M10 X 1.5 NYLOCK NUT CL6 PL
29	2	31-51216-01	M16 X 2 HEX NUT, CL 8 PLATED
30	1	07-10006-00	RETAINER PLATE (PLATED)
31	2	31-51110-03	BOLT M10X1.5X50 CARRIAGE, PL
32	2	31-51210-02	M10 X 1.5 NYLOCK NUT CL6 PL

* Note: Use the last two digits that correspond to your particular model.

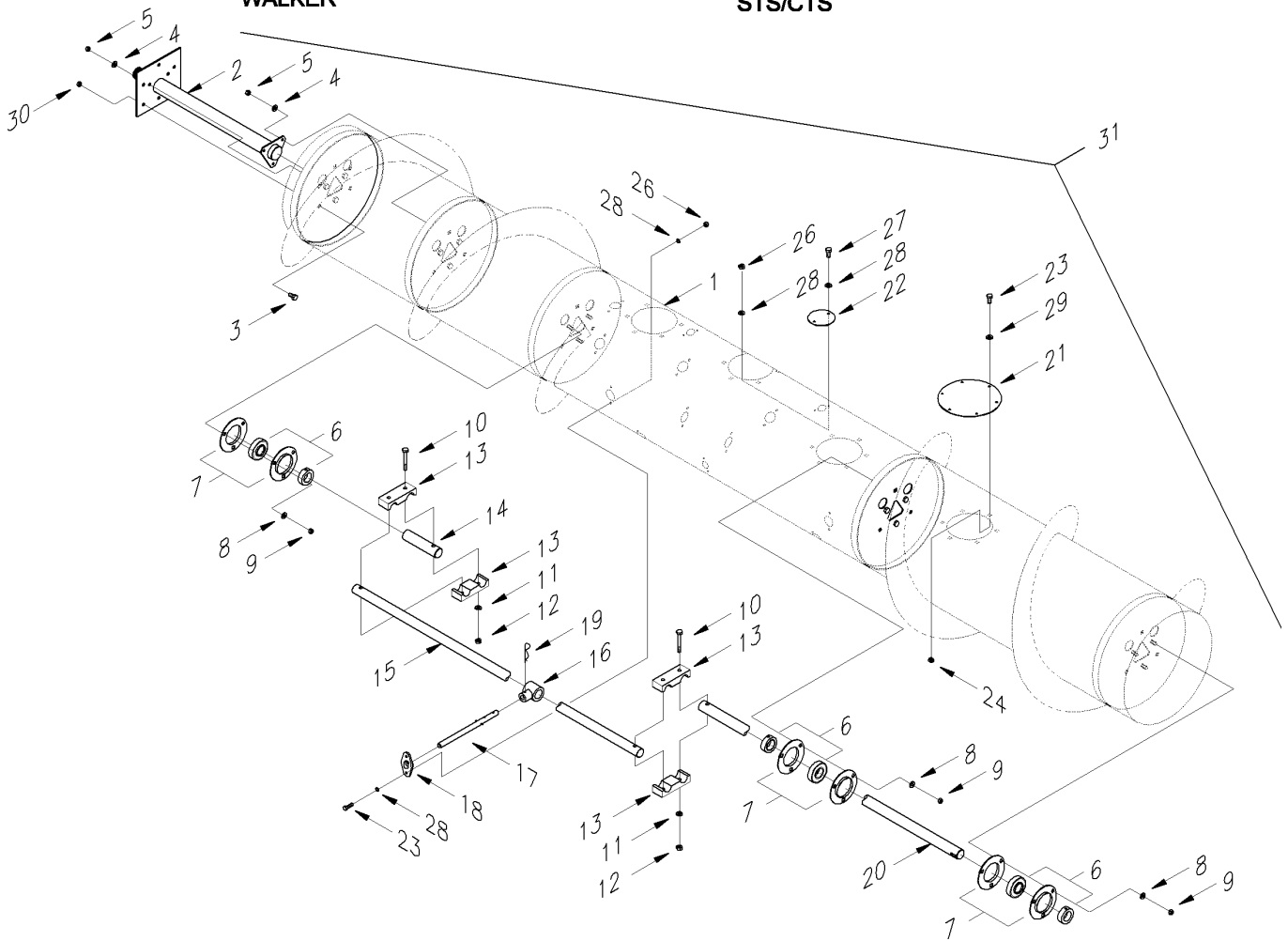
07 - XXXXX - 00	Black - AGCO & Case
07 - XXXXX - 52	Yellow - Caterpillar
07 - XXXXX - 53	Yellow - New Holland
07 - XXXXX - 54	Green - John Deere



WALKER



STS/CTS



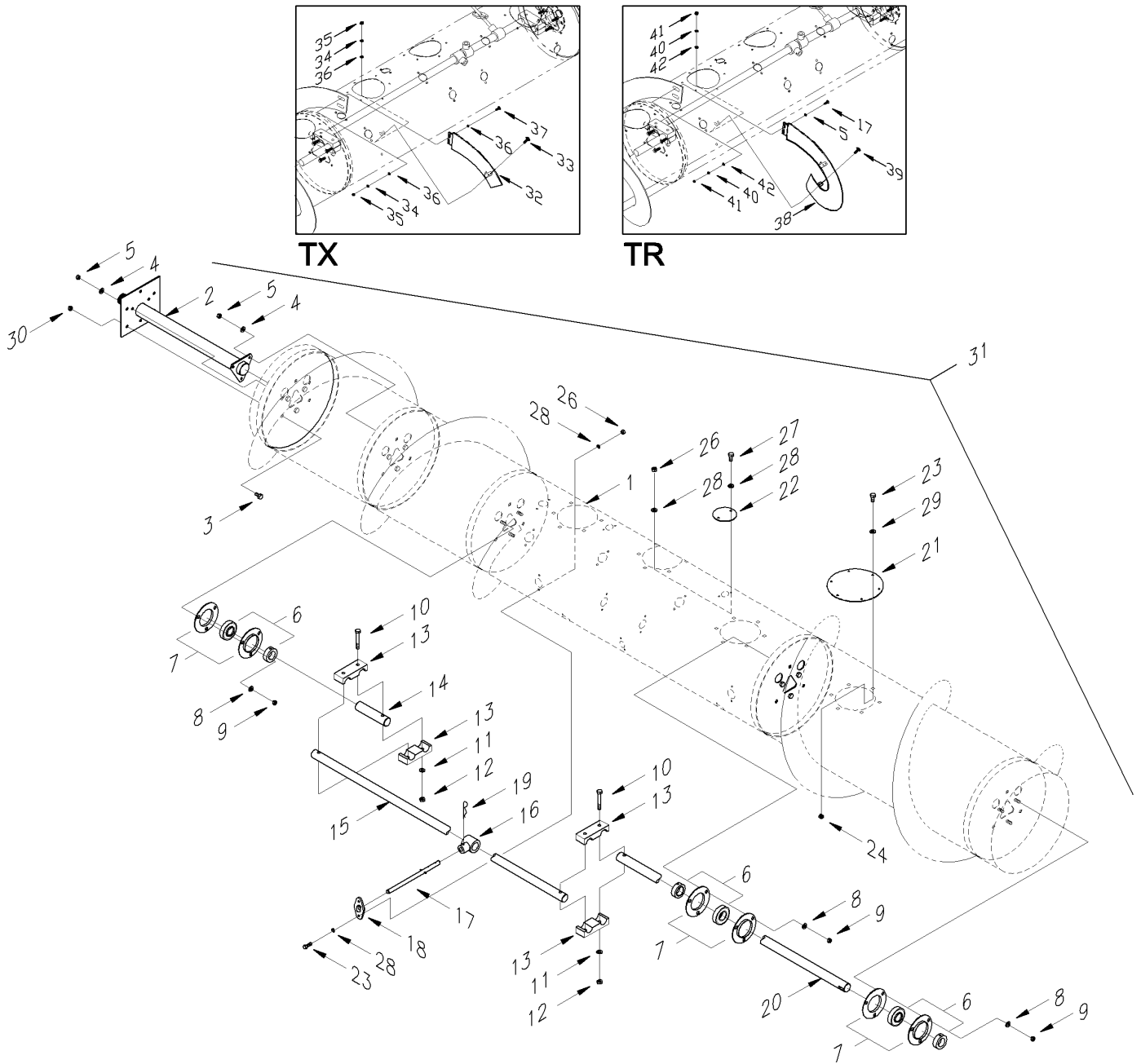
D00552

**AUGER ASSEMBLY
JOHN DEERE WALKER, STS/CTS**

SECTION F - HEADER

AUGER ASSEMBLY - JOHN DEERE WALKER, STS/CTS

ITEM No.	QTY	PMF PART No.	DESCRIPTION	ITEM No.	QTY	PMF PART No.	DESCRIPTION
1	1	07-10530-54	AUGER WELDMNT,NEW STYLE DRIVE (See Note*3)	23	see below	31-51106-08	BOLT M6x1x20 HEX HD CI 8.8 PL WALKER MODEL
	1	07-10268-54	AUGER WELDMNT, 13ft Replaced with 07-10530-XX		86		STS/CTS MODEL
	1	07-10010-00	AUGER WELDMNT ASSY (S/N:Pre 13H-00099) Replaced w/ 07-10268-XX	24	30	31-51206-02	M6 X 1 ANCHOR NUT, CL 6 PLTD
	1	07-10531-54	AUGER WLDMNT,15' NEW STYLE DR (See Note*4)	26	see below	31-51206-03	M6 X 1 NYLOCK NUT, CL8, PLATED WALKER MODEL
	1	07-10270-54	AUGER WELDMNT, 15ft Replaced with 07-10531-XX		68		STS/CTS MODEL
	1	07-10179-00	AUGER WELDMNT ASSY-15FT (S/N:Pre 15H-00099) Repl w/07-10270-XX	27	see below	31-51106-08	BOLT M6x1x20 HEX HD CI 8.8 PL WALKER MODEL
	1	07-10526-00	SHAFT, AUGER DRIVE (See Note *1)		52		STS/CTS MODEL
	1	07-10267-00	AUGER DRIVE SHAFT (See Note *2)		60		STS/CTS MODEL
	1	07-10189-00	DRIVE SHAFT ASSEMBLY, AUGER (S/N:Pre 13H-00099 & 15H-00099)	28	136	31-51306-03	M6 FLAT WASHER LARGE O.D. PLTD
	1	07-10012-00	AUGER DRIVE SHAFT (S/N:Pre 13H-99099 & 15H-99099) Replaced w/ 07-10267-00	29	30	31-51306-01	M6 LOCK WASHER PLATED
			Replaced w/ 07-10267-00	30	5	31-51212-06	NUT, M12 FLANGE UNITORQE, 10
			REFER TO "AUGER DRIVE SUPPORT (RH)" FOR SHAFT UPGRADE KIT (Item 73)	31	1	07-10288-54	AUGER ASSEMBLY, 15 ft
					1	07-10289-54	AUGER ASSEMBLY, 13 FT
				STS/CTS MODELS			
				32	1	07-10279-54	FLIGHT EXTENSION, LH, MED.
						07-10021-00	FLIGHT EXTENSION LEFT ASSY (S/N: Pre 13H-00099 & 15H-00099) REPLACED WITH 07-10279-54
						07-10278-54	FLIGHT EXTENSION, RH, MED. n/s
				1		07-10022-00	FLIGHT EXTENSION RIGHT ASSY (S/N: Pre 13H-00099 & 15H-00099) REPLACED WITH 07-10278-54
3	5	31-51112-09	BOLT M12X1.75X30 HX HD CL10.9	33	8	31-51108-05	BOLT M8X1.25X25 CARRIAGE PLTD
4	6	31-51310-02	M10 FLAT WASHER PLATED	34	12	31-51308-01	M8 LOCK WASHER PLATED
5	6	31-51210-02	M10 X 1.5 NYLOCK NUT CL6 PL	35	12	31-51208-01	M8 X 1.25 HEX NUT, CL 8 PLATED
6	3	31-10213-03	AEL207-106D1 BRG (1 3/8" BORE)	36	16	31-51308-02	M8 FLAT WASHER PLATED
7	3	31-10213-05	PF207-MA 3 BOLT FLANGE PAIR	37	4	31-51108-01	M8X1.25X10 HEX HD BLT PLT G8.8
8	9	31-51310-02	M10 FLAT WASHER PLATED	WALKER MODELS			
9	9	31-51210-02	M10 X 1.5 NYLOCK NUT CL6 PL	38	1	07-10276-54	FLIGHT EXTENSION, SHORT, LH
10	4	31-51110-04	BOLT M10X1.5X75 HX HD CL8.8 PL			07-10202-00	FLIGHT EXTENSION SHORT LH (S/N: Pre 13H-00099 & 15H-00099) REPLACED WITH 07-10276-54
11	4	31-51310-02	M10 FLAT WASHER PLATED			07-10201-00	FLIGHT EXTENSION SHORT R.H. (S/N: Pre 13H-00099 & 15H-00099) REPLACED WITH 07-10277-54
12	4	31-51210-02	M10 X 1.5 NYLOCK NUT CL6 PL			31-51108-05	BOLT M8X1.25X25 CARRIAGE PLTD
13	4	07-10011-00	CLAMP, FINGER SUPPORT, EA	39	4	31-51308-01	M8 LOCK WASHER PLATED
	4	07-10454-00	CLAMP, FINGER SUPPORT, 1-3/8 (S/N:2003)	40	8	31-51208-01	M8 X 1.25 HEX NUT, CL 8 PLATED
14	1	07-10075-00	AUGER STUB SHAFT	41	8	31-51208-01	M8 X 1.25 HEX NUT, CL 8 PLATED
15	1	07-10060-00	SHAFT, FINGER SUPPORT	42	12	31-51308-02	M8 FLAT WASHER PLATED
	1	07-10453-00	SHAFT, FINGER SUPPORT-JD MODELS (S/N:2003)	43	4	31-51108-01	M8X1.25X10 HEX HD BLT PLT G8.8
16	24	07-10197-00	AUGER FINGER HOLDER BORED	NOTES:			
	24	07-10956-02	AUGER FINGER HOLDER-JD MODELS (S/N: 2003)	* ¹ Note: For S/N: 13H-02012 to 13H-02014, 13H-02017 to 13H-02019, 13H-02023, 13H-02024, 13H-02026 on, 15H-02007 on			
	24	31-10956-01	AUGER FINGER HOLDER (S/N:Pre 13H-00099 & 15H-00099) Replaced w/ 07-10197-00	* ² Note: For S/N: 13H-01001 to 13H-02011, 13H-02020 to 13H-02022, 13H-02025, 15H-01001 to 15H-02006			
17	see below	07-10015-00	AUGER FINGER C/W SPRING PIN	* ³ Note: For S/N: 13H-02012 to 13H-02014, 13H-02017 to 13H-02019, 13H-02023,13H-02024, 13H-02026 on			
	22		WALKER MODEL	* ⁴ Note: For S/N: 15H-02007 on			
	20		STS/CTS MODEL				
18	see below	31-10955-01	AUGER FINGER GUIDE				
	22		WALKER MODEL				
	20		STS/CTS MODEL				
19	see below	31-10601-03	PIN HITCH 3/16 W.,.87-1.25 SHFT				
	22		WALKER MODEL				
	20		STS/CTS MODEL				
20	1	07-10264-00	SHAFT, CRANK, 2001				
	1	07-10193-00	FINGER CRANK SHAFT (SUBS) (S/N:13H-00001 - 13H-00099) Replaced w/ 07-10264-00				
	1	07-10266-00	FINGER CRANK SHAFT				
	1	07-10232-00	FINGER CRANK SHAFT (S/N:15H-00001 - 15H-00099) Replaced w/ 07-10266-00				
	1	07-10065-00	FINGER CRANK SHAFT (S/N:Pre 13H-99099 & 15H-99099)				
21	5	07-10062-54	HAND HOLE COVER				
22	see below	07-10063-00	FINGER HOLE COVER				
	12		WALKER MODEL				
	16		STS/CTS MODEL				



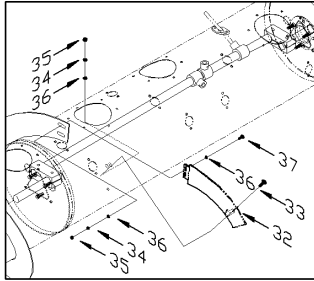
D00554

**AUGER ASSEMBLY
NEW HOLLAND TR/TX**

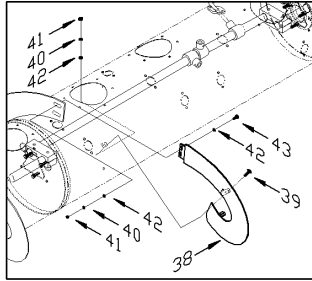
SECTION F - HEADER

AUGER ASSEMBLY NH TR/TX

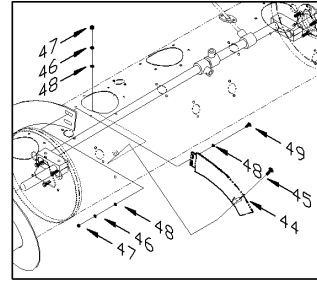
ITEM No.	QTY	PMF PART No.	DESCRIPTION	ITEM No.	QTY	PMF PART No.	DESCRIPTION
1	1	07-10530-53	AUGER WELDMNT,NEW STYLE DRIVE (See Note*3)	24	30	31-51206-02	M6 X 1 ANCHOR NUT, CL 6 PLTD
	1	07-10268-53	AUGER WELDMNT, 13ft Replaced with 07-10530-53	26	68	31-51206-03	M6 X 1 NYLOCK NUT, CL8, PLATED
	1	07-10010-00	AUGER WELDMNT ASSY (S/N:Pre 13H-00099) Replaced w/ 07-10268-53	27	146	31-51106-08	BOLT M6x1x20 HEX HD CI 8.8 PL
	1	07-10531-53	AUGER WLDMNT,15' NEW STYLE DR (See Note*4)	28	136	31-51306-03	M6 FLAT WASHER LARGE O.D. PLTD
	1	07-10270-53	AUGER WELDMNT, 15ft Replaced with 07-10531-53	29	30	31-51306-01	M6 LOCK WASHER PLATED
	1	07-10179-00	AUGER WELDMNT ASSY-15FT (S/N:Pre 15H-00099) Repl w/07-10270-53	30	5	31-51212-06	NUT, M12 FLANGE UNITORQE, 10
2	1	07-10526-00	SHAFT, AUGER DRIVE (See Note *1)	31	1	07-10288-53	AUGER ASSEMBLY, 15 ft
	1	07-10267-00	AUGER DRIVE SHAFT (See Note *2)	1		07-10289-53	AUGER ASSEMBLY, 13 FT
	1	07-10189-00	DRIVE SHAFT ASSEMBLY, AUGER (S/N:Pre 13H-00099 & 15H-00099) Replaced w/ 07-10267-00	NH TX			
	1	07-10012-00	AUGER DRIVE SHAFT (S/N:Pre 13H-99099 & 15H-99099) Replaced w/ 07-10267-00	32	1	07-10276-53	FLIGHT EXT. LH SHORT
REFER TO "AUGER DRIVE SUPPORT (RH)" FOR SHAFT UPGRADE KIT (Item 73)				33	4	31-51108-05	BOLT M8X1.25X25 CARRIAGE PLTD
3	5	31-51112-09	BOLT M12X1.75X30 HX HD CL10.9	34	8	31-51308-01	M8 LOCK WASHER PLATED
4	6	31-51310-02	M10 FLAT WASHER PLATED	35	8	31-51208-01	M8 X 1.25 HEX NUT, CL 8 PLATED
5	6	31-51210-02	M10 X 1.5 NYLOCK NUT CL6 PL	36	12	31-51308-02	M8 FLAT WASHER PLATED
6	3	31-10213-03	AEL207-106D1 BRG (1 3/8" BORE)	37	4	31-51108-06	SCRW M8X25 BTN HD SCT CL10.9
7	3	31-10213-05	PF207-MA 3 BOLT FLANGE PAIR	NH TR			
8	9	31-51310-02	M10 FLAT WASHER PLATED	38	1	07-10426-53	LH FLIGHT EXTENSION
9	9	31-51210-02	M10 X 1.5 NYLOCK NUT CL6 PL	1		07-10273-53	LH FLIGHT EXTENSION (S/N: Pre 13H-02999 & 15H-02999) Replaced w/ 07-10426-53
10	4	31-51110-04	BOLT M10X1.5X75 HX HD CL8.8 PL			07-10021-00	LH FLIGHT EXTENSION (S/N: Pre 13H-00099 & 15H-00099) Replaced w/ 07-10426-53
11	4	31-51310-02	M10 FLAT WASHER PLATED	1		07-10431-53	RH FLIGHT EXTENSION n/s
12	4	31-51210-02	M10 X 1.5 NYLOCK NUT CL6 PL	1		07-10274-53	RH FLIGHT EXTENSION n/s (S/N: Pre 13H-02999 & 15H-02999) Replaced w/ 07-10431-53
13	4	07-10011-00	CLAMP, FINGER SUPPORT, EA	39	8	31-51108-05	BOLT M8X1.25X25 CARRIAGE PLTD
	4	07-10454-00	CLAMP, FINGER SUPPORT, 1-3/8 (S/N:2003)	40	12	31-51308-01	M8 LOCK WASHER PLATED
14	1	07-10075-00	AUGER STUB SHAFT	41	12	31-51208-01	M8 X 1.25 HEX NUT, CL 8 PLATED
15	1	07-10060-00	SHAFT, FINGER SUPPORT	42	16	31-51308-02	M8 FLAT WASHER PLATED
	1	07-10453-00	SHAFT, FINGER SUPPORT-JD MODELS (S/N:2003)	43	4	31-51108-06	SCRW M8X25 BTN HD SCT CL10.9
16	24	07-10197-00	AUGER FINGER HOLDER BORED	* ¹ Note: For S/N: 13H-02012 to 13H-02014, 13H-02017 to 13H-02019, 13H-02023, 13H-02024, 13H-02026 on, 15H-02007 on			
	24	07-10956-02	AUGER FINGER HOLDER-JD MODELS (S/N: 2003)	* ² Note: For S/N: 13H-01001 to 13H-02011, 13H-02020 to 13H-02022, 13H-02025, 15H-01001 to 15H-02006			
	24	31-10956-01	AUGER FINGER HOLDER (S/N:Pre 13H-00099 & 15H-00099) Replaced w/ 07-10197-00	* ³ Note: For S/N: 13H-02012 to 13H-02014, 13H-02017 to 13H-02019, 13H-02023,13H-02024, 13H-02026 on			
17	see below	07-10015-00	AUGER FINGER C/W SPRING PIN	* ⁴ Note: For S/N: 15H-02007 on			
	22		TX MODEL				
	18		TR MODEL				
18	see below	31-10955-01	AUGER FINGER GUIDE				
	22		TX MODEL				
	18		TR MODEL				
19	see below	31-10601-03	PIN HITCH 3/16 W.,.87-1.25 SHFT				
	22		TX MODEL				
	18		TR MODEL				
20	1	07-10264-00	SHAFT, CRANK, 2001				
	1	07-10193-00	FINGER CRANK SHAFT (SUBS) (S/N:13H-00001 - 13H-00099) Replaced w/ 07-10264-00				
	1	07-10266-00	FINGER CRANK SHAFT				
	1	07-10232-00	FINGER CRANK SHAFT (S/N:15H-00001 - 15H-00099) Replaced w/ 07-10266-00				
	1	07-10065-00	FINGER CRANK SHAFT (S/N:Pre 13H-99099 & 15H-99099)				
21	5	07-10062-53	HAND HOLE COVER				
22	see below	07-10063-00	FINGER HOLE COVER				
	12		TX MODEL				
	16		TR MODEL				



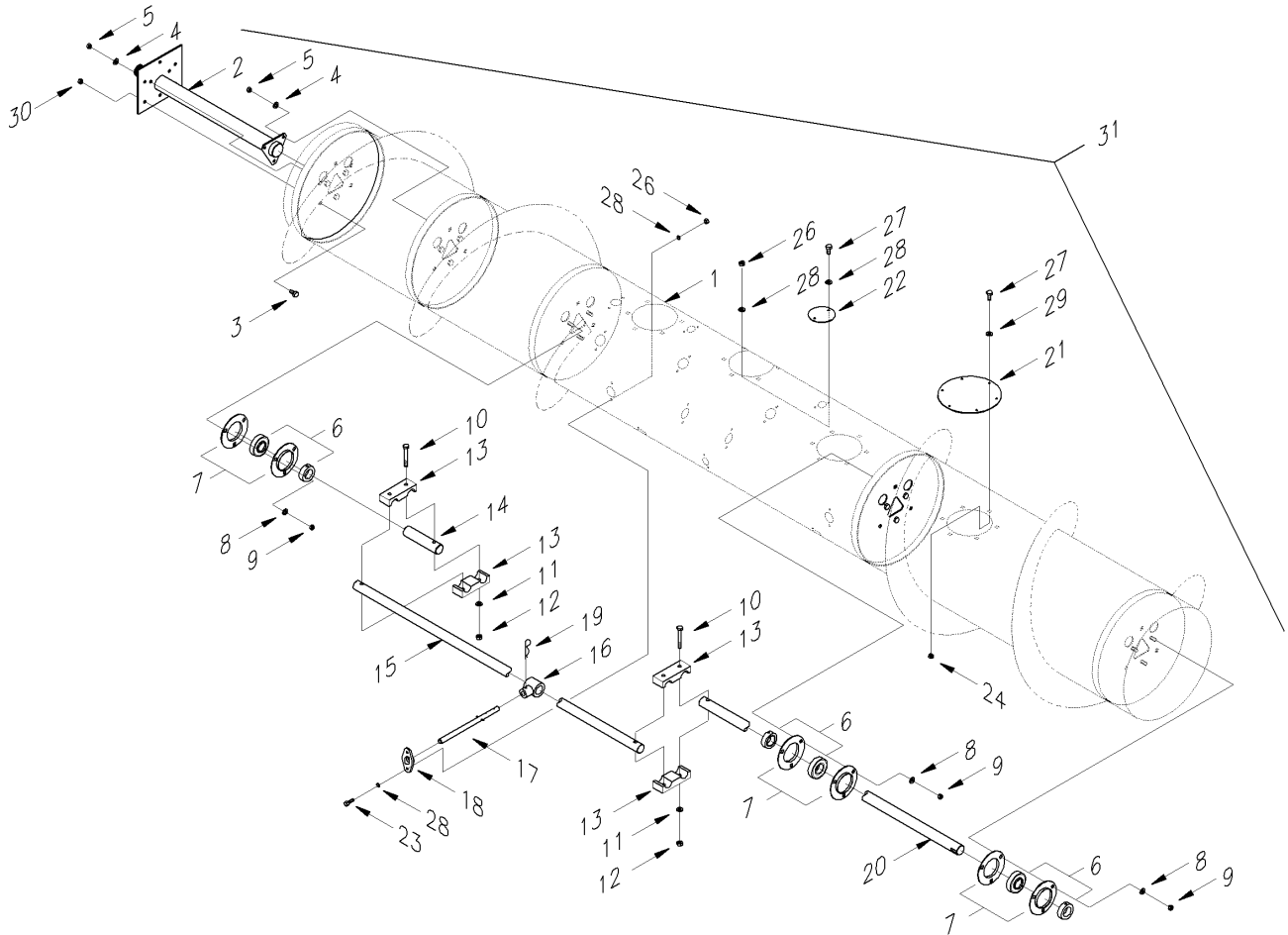
CAT 480



CAT 470



CAT
(S/N: Pre 13H-00099, Pre 15H-00099)



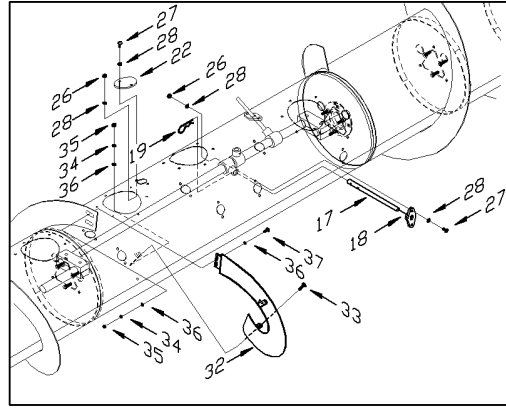
D00556

AUGER ASSEMBLY
CAT 470, CAT 480, & CAT (S/N: Pre 13H-00099, Pre 15H-00099)

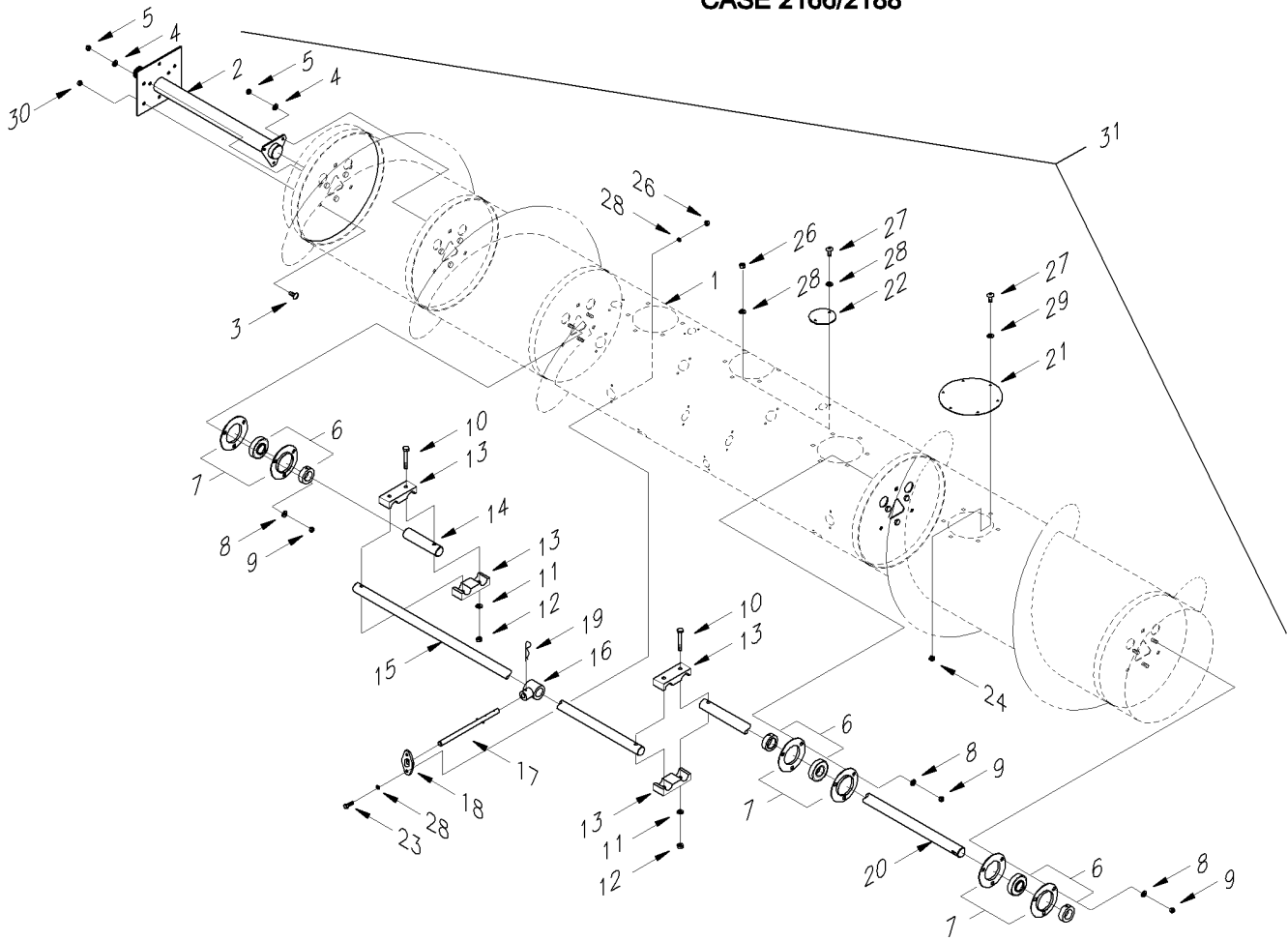
SECTION F - HEADER

AUGER ASSEMBLY CAT (S/N: Pre 13H-00099, Pre 15H-00099), 470, 480

ITEM No.	QTY	PMF PART No.	DESCRIPTION	ITEM No.	QTY	PMF PART No.	DESCRIPTION
1	1	07-10530-52	AUGER WELDMENT, NEW STYLE DRIVE (See Note*3)	24	30	31-51206-02	M6 X 1 ANCHOR NUT, CL 6 PLTD
	1	07-10268-52	AUGER WELDMENT, 13ft Replaced with 07-10530-52	26	68	31-51206-03	M6 X 1 NYLOCK NUT, CL8, PLATED
	1	07-10010-00	AUGER WELDMENT ASSY (S/N: Pre 13H-00099) Replaced w/ 07-10268-52	27	146	31-51106-08	BOLT M6x1x20 HEX HD CI 8.8 PL
	1	07-10531-52	AUGER WLDMNT, 15' NEW STYLE DR (See Note*4)	28	96	31-51306-03	M6 FLAT WASHER LARGE O.D. PLTD
	1	07-10270-52	AUGER WELDMENT, 15ft Replaced with 07-10531-XX	29	30	31-51306-01	M6 LOCK WASHER PLATED
	1	07-10179-00	AUGER WELDMENT ASSY-15FT (S/N: Pre 15H-00099) Repl w/ 07-10270-52	30	5	31-51212-06	NUT, M12 FLANGE UNITORQUE, 10
2	1	07-10526-00	SHAFT, AUGER DRIVE (See Note *1)	31	1	07-10288-52	AUGER ASSEMBLY, 15 ft
	1	07-10267-00	AUGER DRIVE SHAFT (See Note*2)	1	1	07-10289-52	AUGER ASSEMBLY, 13 FT
	1	07-10189-00	DRIVE SHAFT ASSEMBLY, AUGER (S/N: Pre 13H-00099 & 15H-00099) Replaced w/ 07-10267-00	CAT 480			
	1	07-10012-00	AUGER DRIVE SHAFT (S/N: Pre 13H-99099 & 15H-99099) Replaced w/ 07-10267-00	32	1	07-10276-52	T FLIGHT EXTENSION, LH, SHORT
REFER TO "AUGER DRIVE SUPPORT (RH)" FOR SHAFT UPGRADE KIT (Item 73)				33	4	07-10277-52	T FLIGHT EXTENSION, RH
3	5	31-51112-09	BOLT M12X1.75X30 HX HD CL10.9	34	8	31-51108-05	BOLT M8X1.25X25 CARRIAGE PLTD
4	6	31-51310-02	M10 FLAT WASHER PLATED	35	8	31-51308-01	M8 LOCK WASHER PLATED
5	6	31-51210-02	M10 X 1.5 NYLOCK NUT CL6 PL	36	12	31-51308-02	M8 FLAT WASHER PLATED
6	3	31-10213-03	AEL207-106D1 BRG (1 3/8" BORE)	37	4	31-51108-01	M8X1.25X10 HEX HD BLT PLT G8.8
7	3	31-10213-05	PF207-MA 3 BOLT FLANGE PAIR	CAT 470			
8	9	31-51310-02	M10 FLAT WASHER PLATED	38	1	07-10279-52	FLIGHT EXTENSION, LH, MED.
9	9	31-51210-02	M10 X 1.5 NYLOCK NUT CL6 PL	39	4	07-10278-52	FLIGHT EXTENSION, MED. RH
10	4	31-51110-04	BOLT M10X1.5X75 HX HD CL8.8 PL	40	8	31-51108-05	M8X1.25X25 CARRIAGE BOLT PLTD
11	4	31-51310-02	M10 FLAT WASHER PLATED	41	8	31-51208-01	M8 X 1.25 HEX NUT, CL 8 PLATED
12	4	31-51210-02	M10 X 1.5 NYLOCK NUT CL6 PL	42	12	31-51308-02	M8 FLAT WASHER PLATED
13	4	07-10011-00	CLAMP, FINGER SUPPORT, EA	43	4	31-51108-06	M8X25 BTN HD SCTCAP SCRW G10.9
	4	07-10454-00	CLAMP, FINGER SUPPORT, 1-3/8 (S/N: 2003)	CAT (S/N: Pre 13H-00099, Pre 15H-00099)			
14	1	07-10075-00	AUGER STUB SHAFT	44	1	07-10276-52	FLIGHT EXTENSION, LH, SHORT
15	1	07-10060-00	SHAFT, FINGER SUPPORT	45	4	07-10202-00	FLIGHT EXTENSION SHORT LH REPLACED WITH 07-10276-52
	1	07-10453-00	SHAFT, FINGER SUPPORT-JD MODELS (S/N: 2003)	46	8	31-51308-01	M8 LOCK WASHER PLATED
16	24	07-10197-00	AUGER FINGER HOLDER BORED	47	8	31-51208-01	M8 X 1.25 HEX NUT, CL 8 PLATED
	24	07-10956-02	AUGER FINGER HOLDER-JD MODELS (S/N: 2003)	48	12	31-51308-02	M8 FLAT WASHER PLATED
	24	31-10956-01	AUGER FINGER HOLDER (S/N: Pre 13H-00099 & 15H-00099) Replaced w/ 07-10197-00	49	4	31-51108-01	M8X1.25X10 HEX HD BLT PLT G8.8
17	see below	07-10015-00	AUGER FINGER C/W SPRING PIN	NOTES:			
	20		CAT 470	*1 Note: For S/N: 13H-02012 to 13H-02014, 13H-02017 to 13H-02019, 13H-02023, 13H-02024, 13H-02026 on, 15H-02007 on			
	22		CAT 480 / CAT (S/N: Pre 13H-00099, 15H-00099)	*2 Note: For S/N: 13H-01001 to 13H-02011, 13H-02020 to 13H-02022, 13H-02025, 15H-01001 to 15H-02006			
18	see below	31-10955-01	AUGER FINGER GUIDE	*3 Note: For S/N: 13H-02012 to 13H-02014, 13H-02017 to 13H-02019, 13H-02023, 13H-02024, 13H-02026 on			
	20		CAT 470	*4 Note: For S/N: 15H-02007 on			
	22		CAT 480 / CAT (S/N: Pre 13H-00099, 15H-00099)				
19	see below	31-10601-03	PIN HITCH 3/16 W, .87-1.25 SHFT				
	20		CAT 470				
	22		CAT 480 / CAT (S/N: Pre 13H-00099, 15H-00099)				
20	1	07-10264-00	SHAFT, CRANK, 2001				
	1	07-10193-00	FINGER CRANK SHAFT (SUBS) (S/N: 13H-00001 - 13H-00099) Replaced w/ 07-10264-00				
	1	07-10266-00	FINGER CRANK SHAFT				
	1	07-10232-00	FINGER CRANK SHAFT (S/N: 15H-00001 - 15H-00099) Replaced w/ 07-10266-00				
	1	07-10065-00	FINGER CRANK SHAFT (S/N: Pre 13H-99099 & 15H-99099)				
21	5	07-10062-52	HAND HOLE COVER				
22	see below	07-10063-00	FINGER HOLE COVER				
	14		CAT 470				
	12		CAT 480 / CAT (S/N: Pre 13H-00099, 15H-00099)				



CASE 2166/2188



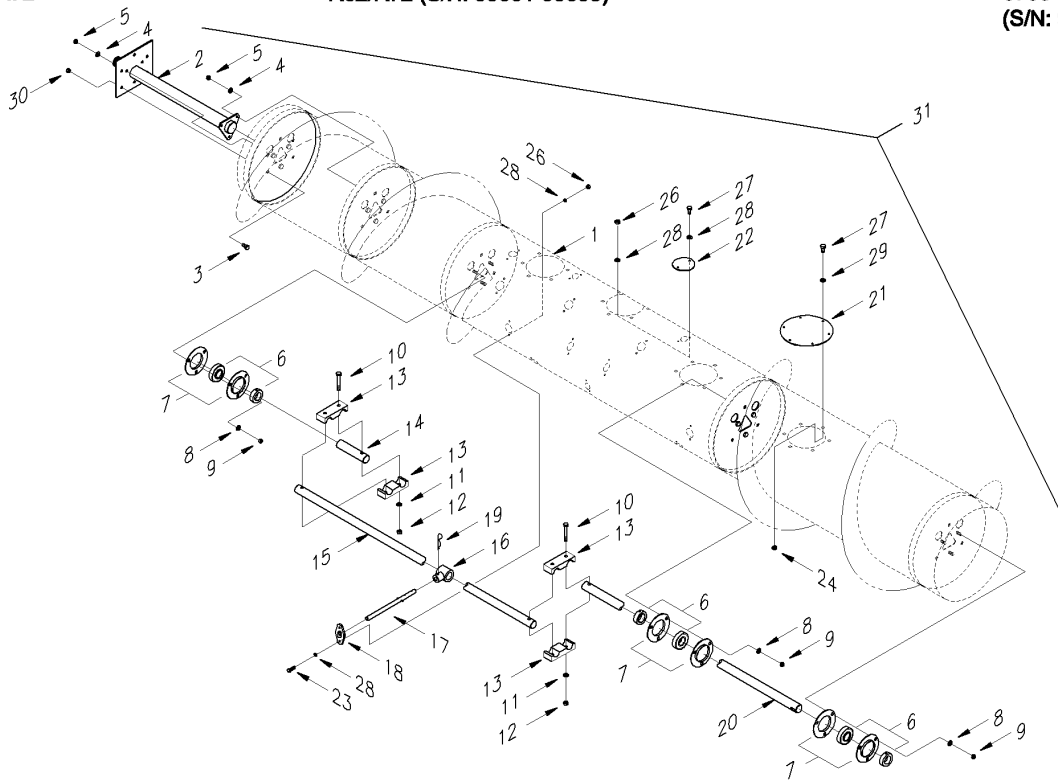
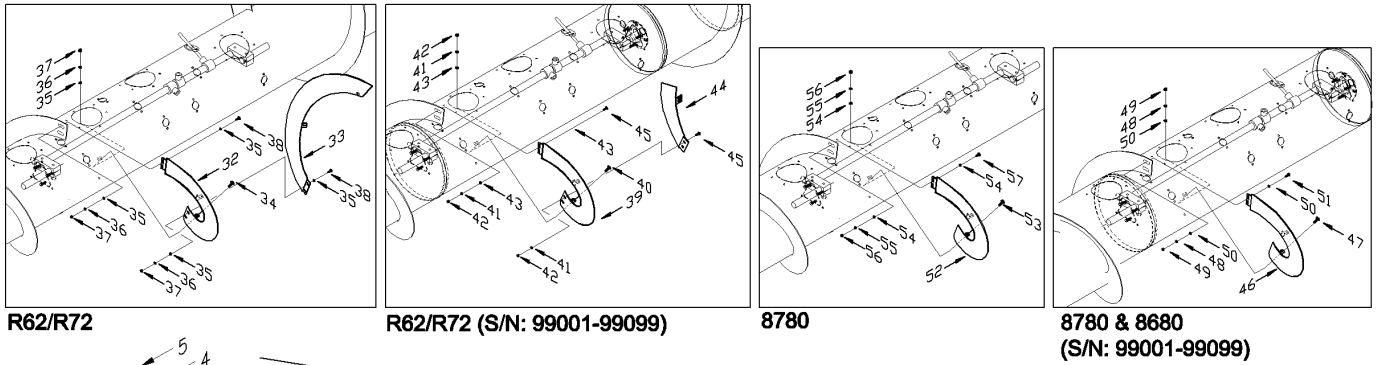
D00565

AUGER ASSEMBLY
CASE 2166 / 2188

SECTION F - HEADER

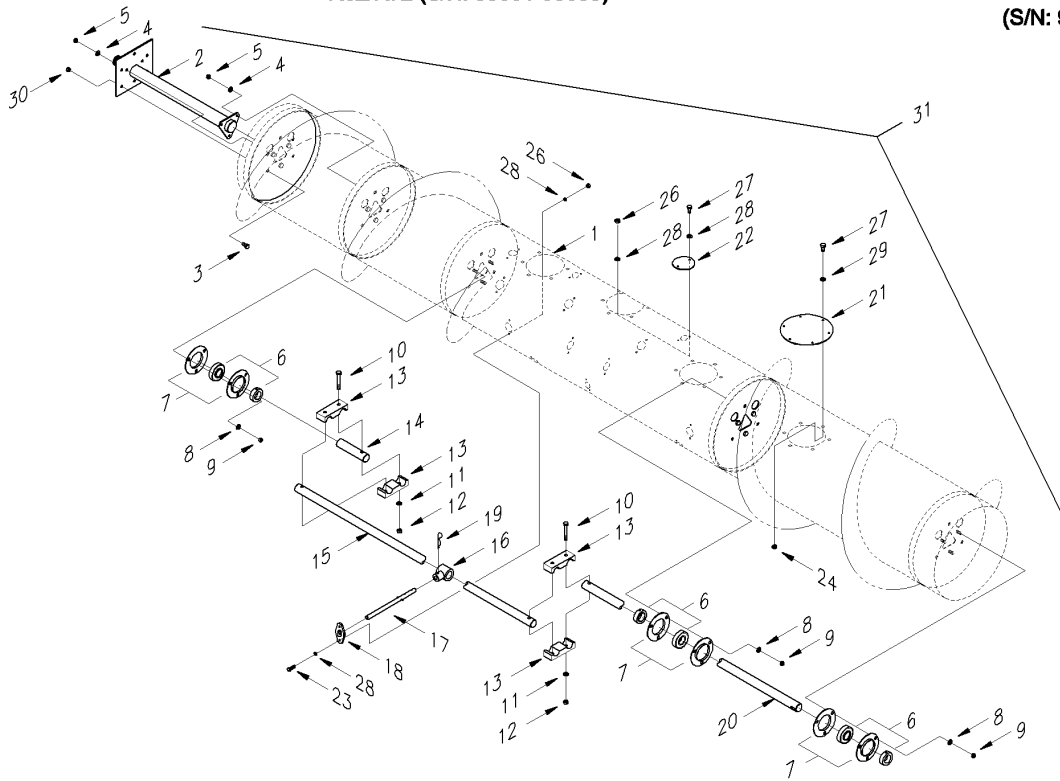
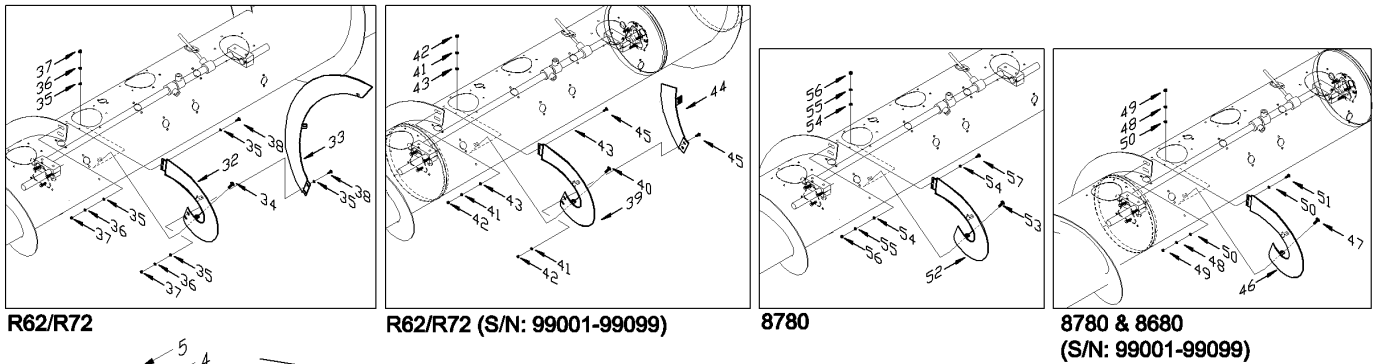
AUGER ASSEMBLY CASE 2166 / 2188

ITEM No.	QTY	PMF PART No.	DESCRIPTION	ITEM No.	QTY	PMF PART No.	DESCRIPTION
1	1	07-10530-51	AUGER WELDMENT, NEW STYLE DRIVE (See & Note*3)	1	1	07-10065-00	FINGER CRANK SHAFT (S/N: Pre 13H-99099 & 15H-99099)
	1	07-10268-51	AUGER WELDMENT, 13ft Replaced with 07-10530-51	21	5	07-10062-51	HAND HOLE COVER
	1	07-10010-00	AUGER WELDMENT ASSY (S/N: Pre 13H-00099) Replaced w/ 07-10268-51	22	16	07-10063-00	FINGER HOLE COVER
	1	07-10531-51	AUGER WLDMNT, 15' NEW STYLE DR (See Note*4)	24	30	31-51206-02	M6 X 1 ANCHOR NUT, CL 6 PLTD
	1	07-10270-51	AUGER WELDMENT, 15ft Replaced with 07-10531-51	26	68	31-51206-03	M6 X 1 NYLOCK NUT, CL8, PLATED
	1	07-10179-00	AUGER WELDMENT ASSY-15FT (S/N: Pre 15H-00099) Repl w/ 07-10270-51	27	146	31-51106-08	BOLT M6x1x20 HEX HD CL 8.8 PL
	1	07-10526-00	SHAFT, AUGER DRIVE (See Note *1)	28	136	31-51306-03	M6 FLAT WASHER LARGE O.D. PLTD
	1	07-10267-00	AUGER DRIVE SHAFT (See Note*2)	29	30	31-51306-01	M6 LOCK WASHER PLATED
	1	07-10189-00	DRIVE SHAFT ASSEMBLY, AUGER (S/N: Pre 13H-00099 & 15H-00099) Replaced w/ 07-10267-00	30	5	31-51212-06	NUT, M12 FLANGE UNITORQE, 10
	1	07-10012-00	AUGER DRIVE SHAFT (S/N: Pre 13H-99099 & 15H-99099) Replaced w/ 07-10267-00	31	1	07-10288-51	AUGER ASSEMBLY, 15 ft
			REFER TO "AUGER DRIVE SUPPORT (RH)" FOR SHAFT UPGRADE KIT (Item 73)	1	1	07-10289-51	AUGER ASSEMBLY, 13 FT
3	5	31-51112-09	BOLT M12X1.75X30 HX HD CL10.9	32	1	07-10426-00	AUGER FLIGHT EXT, L.H.
4	6	31-51310-02	M10 FLAT WASHER PLATED	1	1	07-10273-00	AUGER FLIGHT EXT, L.H. (S/N: Pre 13H-02999 & 15H-02999) Replaced w/ 07-10426-00
5	6	31-51210-02	M10 X 1.5 NYLOCK NUT CL6 PL	1	1	07-10021-00	FLIGHT EXTENSION LEFT ASSY (S/N: Pre 13H-00099 & 15H-00099) Replaced w/ 07-10273-00
6	3	31-10213-03	AEL207-106D1 BRG (1 3/8" BORE)	1	1	07-10431-00	AUGER FLIGHT EXT, R.H. n/s
7	3	31-10213-05	PF207-MA 3 BOLT FLANGE PAIR	1	1	07-10274-00	AUGER FLIGHT EXT, R.H. n/s (S/N: Pre 13H-02999 & 15H-02999) Replaced w/ 07-10431-00
8	9	31-51310-02	M10 FLAT WASHER PLATED	33	8	31-51108-05	BOLT M8X1.25X25 CARRIAGE PLTD
9	9	31-51210-02	M10 X 1.5 NYLOCK NUT CL6 PL	34	12	31-51308-01	M8 LOCK WASHER PLATED
10	4	31-51110-04	BOLT M10X1.5X75 HX HD CL8.8 PL	35	12	31-51208-01	M8 X 1.25 HEX NUT, CL 8 PLATED
11	4	31-51310-02	M10 FLAT WASHER PLATED	36	16	31-51308-02	M8 FLAT WASHER PLATED
12	4	31-51210-02	M10 X 1.5 NYLOCK NUT CL6 PL	37	4	31-51108-05	BOLT M8X1.25X25 CARRIAGE PLTD
13	4	07-10011-00	CLAMP, FINGER SUPPORT, EA				
	4	07-10454-00	CLAMP, FINGER SUPPORT, 1-3/8 (S/N:2003)				* ¹ Note: For S/N: 13H-02012 to 13H-02014, 13H-02017 to 13H-02019, 13H-02023, 13H-02024, 13H-02026 on, 15H-02007 on
14	1	07-10075-00	AUGER STUB SHAFT				
15	1	07-10060-00	SHAFT, FINGER SUPPORT				* ² Note: For S/N: 13H-01001 to 13H-02011, 13H-02020 to 13H-02022, 13H-02025, 15H-01001 to 15H-02006
	1	07-10453-00	SHAFT, FINGER SUPPORT-JD MODELS (S/N:2003)				
16	24	07-10197-00	AUGER FINGER HOLDER BORED				* ³ Note: For S/N: 13H-02012 to 13H-02014, 13H-02017 to 13H-02019, 13H-02023, 13H-02024, 13H-02026 on
	24	07-10956-02	AUGER FINGER HOLDER-JD MODELS (S/N: 2003)				
	24	31-10956-01	AUGER FINGER HOLDER (S/N: Pre 13H-00099 & 15H-00099) Replaced w/ 07-10197-00				* ⁴ Note: For S/N: 15H-02007 on
17	18	07-10015-00	AUGER FINGER C/W SPRING PIN				
18	18	31-10955-01	AUGER FINGER GUIDE				
19	18	31-10601-03	PIN HITCH 3/16 W, .87-1.25 SHFT				
20	1	07-10264-00	SHAFT, CRANK, 2001				
	1	07-10193-00	FINGER CRANK SHAFT (SUBS) (S/N: 13H-00001 - 13H-00099) Replaced w/ 07-10264-00				
	1	07-10266-00	FINGER CRANK SHAFT				
	1	07-10232-00	FINGER CRANK SHAFT (S/N: 15H-00001 - 15H-00099) Replaced w/ 07-10266-00				



D00566

AUGER ASSEMBLY
AGCO (R62/R72, 8680/C62, 8780)



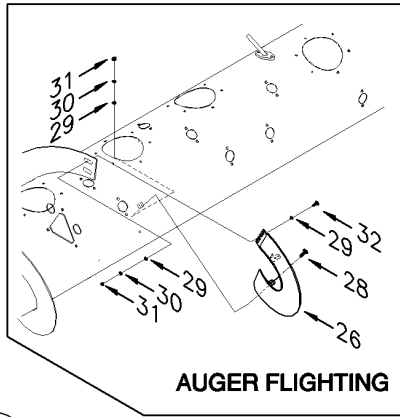
D00566

AUGER ASSEMBLY
AGCO (R62/R72, 8680/C62, 8780)

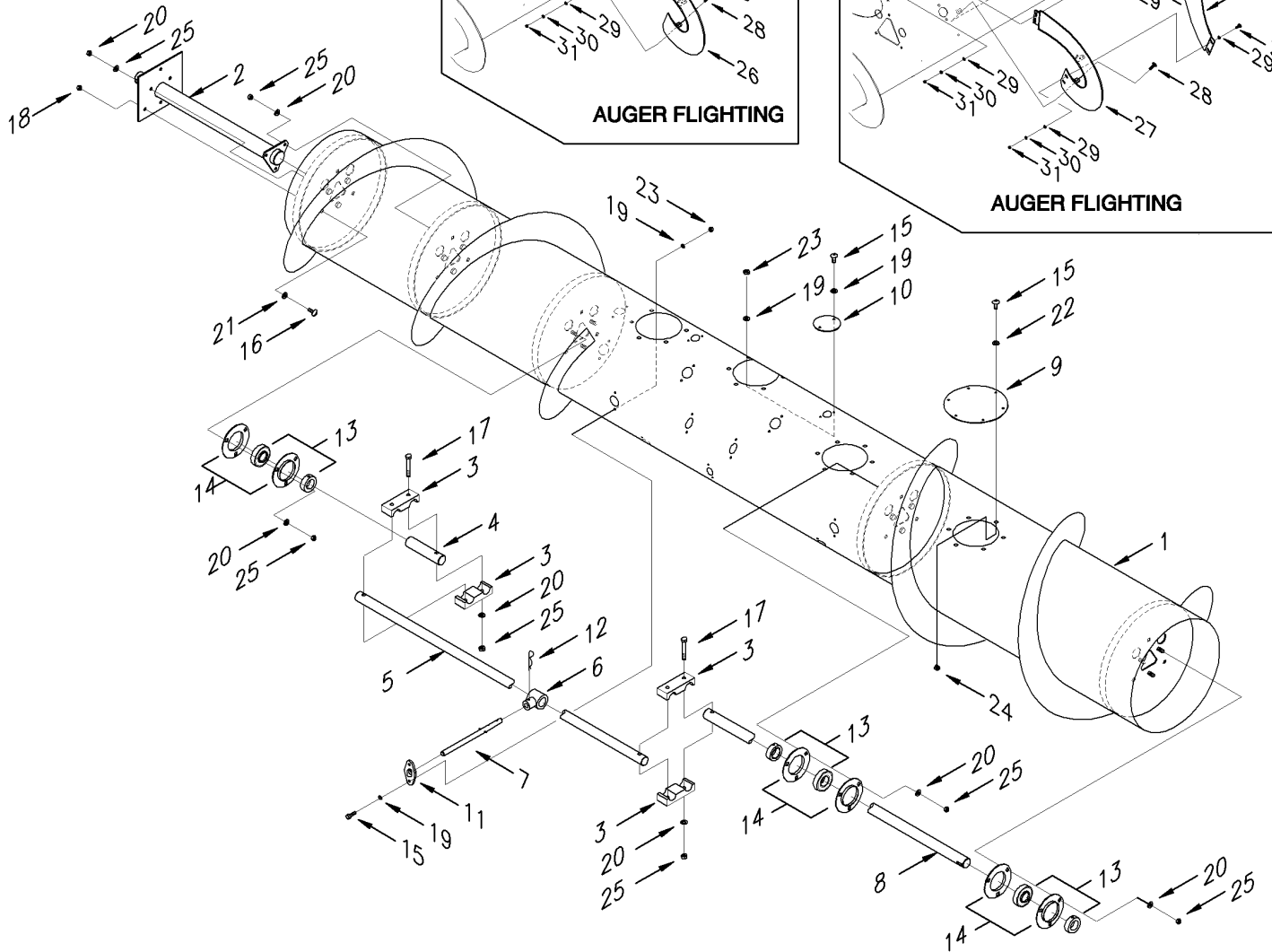
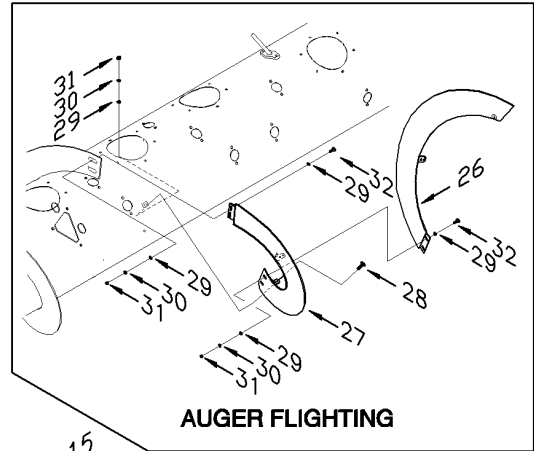
AUGER ASSEMBLY - AGCO (R62/R72, 8680/C62, 8780)

ITEM No.	QTY	PMF PART No.	DESCRIPTION	NOTES:
<u>AGCO R62/R72 (S/N: 13H-99001 – 13H-99099) (S/N: 15H-99001 – 15H-99099)</u>				
39	1	07-10426-00	AUGER FLIGHT EXT, L.H.	* ¹ Note: For S/N: 13H-02012 to 13H-02014, 13H-02017 to 13H-02019, 13H-02023, 13H-02024, 13H-02026 on, 15H-02007 on
		07-10021-00	FLIGHT EXTENSION LEFT ASSY Replaced w/ 07-10426-00	
40	4	31-51108-05	BOLT M8X1.25X25 CARRIAGE PLTD	* ² Note: For S/N: 13H-01001 to 13H-02011, 13H-02020 to 13H-02022, 13H-02025, 15H-01001 to 15H-02006
41	8	31-51308-01	M8 LOCK WASHER PLATED	
42	8	31-51208-01	M8 X 1.25 HEX NUT, CL 8 PLATED	* ³ Note: For S/N: 13H-02012 to 13H-02014, 13H-02017 to 13H-02019, 13H-02023, 13H-02024, 13H-02026 on
43	16	31-51308-02	M8 FLAT WASHER PLATED	
44	1	07-10023-00	INTER FLIGHT EXT ASSEMBLY Replaced w/ 07-10275-00	* ⁴ Note: For S/N: 15H-02007 on
45	4	31-51108-06	SCRW M8X25 BTN HD SCT CL10.9	
<u>AGCO 8680/C62/8780 (S/N: 13H-99001 – 13H-99099) (S/N: 15H-99001 – 15H-99099)</u>				
46	1	07-10426-00	AUGER FLIGHT EXT, L.H.	Replaced w/ 07-10426-00
		07-10021-00	FLIGHT EXTENSION LEFT ASSY	
	1	07-10431-00	AUGER FLIGHT EXT, R.H.	Replaced w/ 07-10431-00
		07-10022-00	FLIGHT EXTENSION RIGHT ASSY n/s	
47	4	31-51108-05	BOLT M8X1.25X25 CARRIAGE PLTD	
48	8	31-51308-01	M8 LOCK WASHER PLATED	
49	8	31-51208-01	M8 X 1.25 HEX NUT, CL 8 PLATED	
50	16	31-51308-02	M8 FLAT WASHER PLATED	
51	4	31-51108-06	SCRW M8X25 BTN HD SCT CL10.9	
<u>AGCO 8780</u>				
52	1	07-10426-00	AUGER FLIGHT EXT, L.H.	Replaced w/ 07-10426-00
		07-10273-00	AUGER FLIGHT EXT, L.H. (S/N: Pre 13H-02999 & 15H-02999)	
		07-10021-00	FLIGHT EXTENSION LEFT ASSY (S/N: Pre 13H-00099 & 15H-00099)	Replaced w/ 07-10273-00
		07-10431-00	AUGER FLIGHT EXT, R.H.	
	1	07-10274-00	AUGER FLIGHT EXT, R.H. (S/N: Pre 13H-02999 & 15H-02999)	Replaced w/ 07-10431-00
		07-10022-00	FLIGHT EXTENSION RIGHT ASSY (S/N: Pre 13H-00099 & 15H-00099)	
			Replaced w/ 07-10274-00	
53	8	31-51108-05	BOLT M8X1.25X25 CARRIAGE PLTD	
54	16	31-51308-02	M8 FLAT WASHER PLATED	
55	12	31-51308-01	M8 LOCK WASHER PLATED	
56	12	31-51208-01	M8 X 1.25 HEX NUT, CL 8 PLATED	
57	4	31-51108-06	SCRW M8X25 BTN HD SCT CL10.9	

CHALLENGER 660/670
MASSEY 9690/9790



GLEANER



D00533

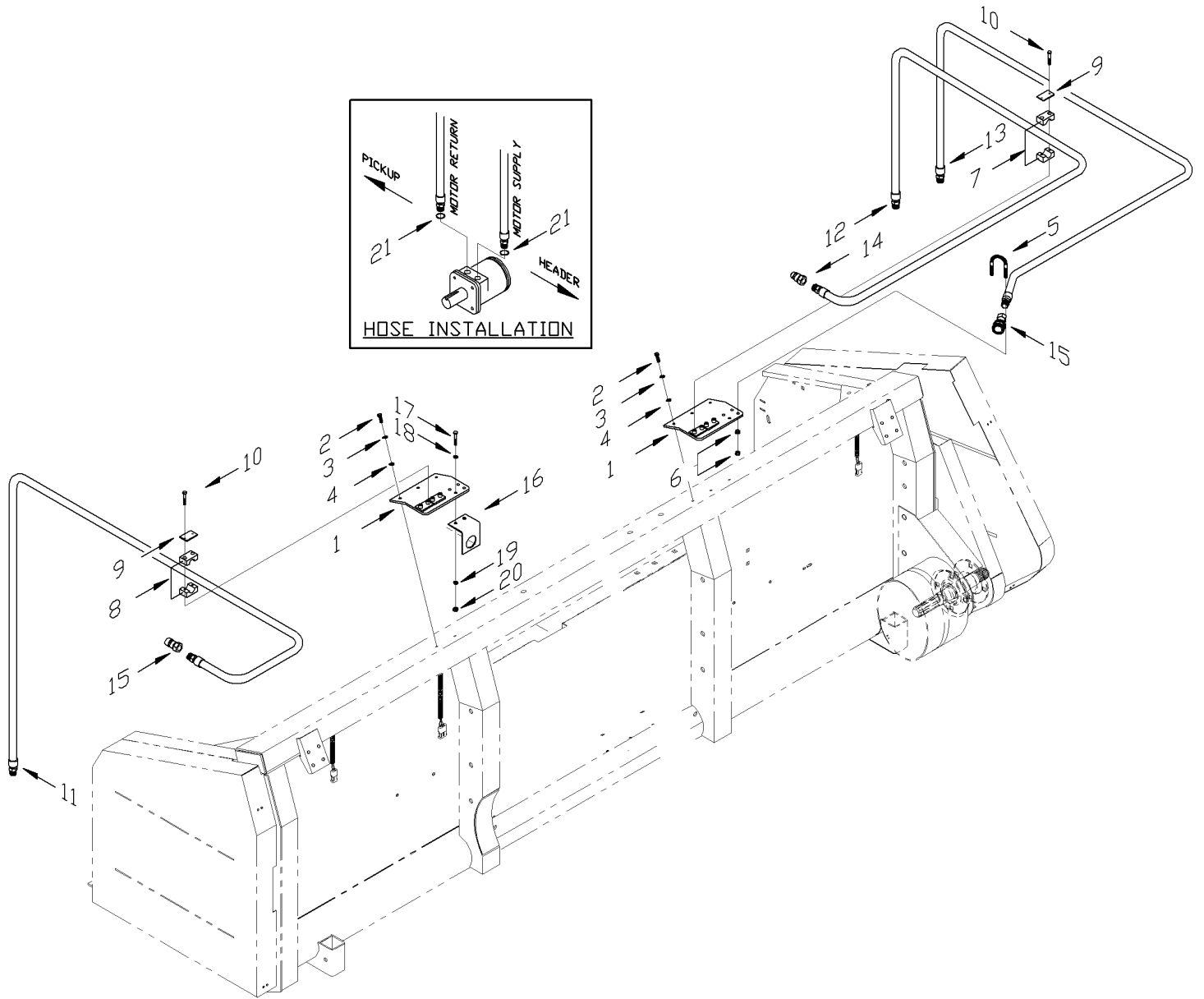
AUGER ASSEMBLY
GLEANER (TRANSVERSE) / MASSEY 9690/9790 / CHALLENGER 660/670

SECTION F - HEADER

F-22

AUGER ASSEMBLY - GLEANER (TRANVERSE) / MASSEY 9690/9790 / CHALLENGER 660/670

ITEM No.	QTY	PMF PART No.	DESCRIPTION
1	1	07-10268-00	AUGER WELDMENT ASSY 2001
2	1	07-10267-00	AUGER DRIVE SHAFT (GLNR/9790/670)
	1	07-10526-00	SHAFT, AUGER DRIVE (9690/960)
3	4	07-10011-00	CLAMP, FINGER SUPPORT, EA
4	1	07-10075-00	AUGER STUB SHAFT
5	1	07-10060-00	SHAFT, FINGER SUPPORT
6	24	07-10197-00	AUGER FINGER HOLDER BORED
7	14	07-10015-00	AUGER FINGER C/W SPRING PIN (GLNR/9790/670)
	18	07-10015-00	AUGER FINGER C/W SPRING PIN (9690/660)
8	1	07-10264-00	SHAFT, CRANK, 2001
9	5	07-10062-00	HANDHOLE COVER
10	10	07-10350-00	FINGER HOLE COVER (GLNR/9790/670)
	6	07-10350-00	FINGER HOLE COVER (9690/660)
11	14	31-10955-01	AUGER FINGER GUIDE (GLNR/9790/670)
	18	31-10955-02	AUGER FINGER GUIDE (9690/660)
12	14	31-10601-03	PIN HITCH 3/16 W, .87-1.25 SHFT (GLNR/9790/670)
	18	31-10601-03	PIN HITCH 3/16 W, .87-1.25 SHFT (9690/660)
13	3	31-10213-03	AEL207-106D1 BRG (1 3/8" BORE)
14	3	31-10213-05	PF207-MA 3 BOLT FLANGE PAIR
15	78	31-51106-08	BOLT M6x1x20 HEX HD CL 8.8 PL
16	5	31-51112-09	BOLT M12X1.75X30 HX HD CL10.9
17	4	31-51110-04	BOLT M10X1.5X75 HX HD CL8.8 PL
18	5	31-51212-02	M12 X 1.75 NYLOCK NUT CL 6 PL
19	48	31-51306-03	M6 FLAT WASHER LARGE O.D. PLTD
20	19	31-51310-02	M10 FLAT WASHER PLATED
21	5	31-51312-02	M12 FLAT WASHER PLATED
22	30	31-51306-01	M6 LOCK WASHER PLATED
23	24	31-51206-03	M6 X 1 NYLOCK NUT, CL8, PLATED
24	30	31-51206-02	M6 X 1 ANCHOR NUT, CL 6 PLTD
25	19	31-51210-02	M10 X 1.5 NYLOCK NUT CL6 PL
26	1	07-10278-00	AUGER FLIGHT EXT. RH MED (9790/670)
	1	07-10279-00	AUGER FLIGHT EXT. LH MED. (9790/670)
	1	07-10426-00	AUGER FLIGHT EXT, L.H. (GLNR/9690/660)
	1	07-10431-00	AUGER FLIGHT EXT, R.H. (9690/660)
27	1	07-10275-00	AUGER FLIGHT EXT. INTERMEDIATE (GLNR)
28	8	31-51108-05	BOLT M8X1.25X25 CARRIAGE PLTD (9790/670)
	12	31-51108-05	BOLT M8X1.25X25 CARRIAGE PLTD (GLNR/9690/660)
29	16	31-51308-02	M8 FLAT WASHER PLATED (9790/670)
	20	31-51308-02	M8 FLAT WASHER PLATED (GLNR/9690/660)
30	12	31-51308-01	M8 LOCK WASHER PLATED (9790/670)
	16	31-51308-01	M8 LOCK WASHER PLATED (GLNR/9690/660)
31	12	31-51208-01	M8 X 1.25 HEX NUT, CL 8 PLATED (9790/670)
	16	31-51208-01	M8 X 1.25 HEX NUT, CL 8 PLATED (GLNR/9690/660)
32	4	31-51108-06	SCRW M8X25 BTN HD SCT CL10.9

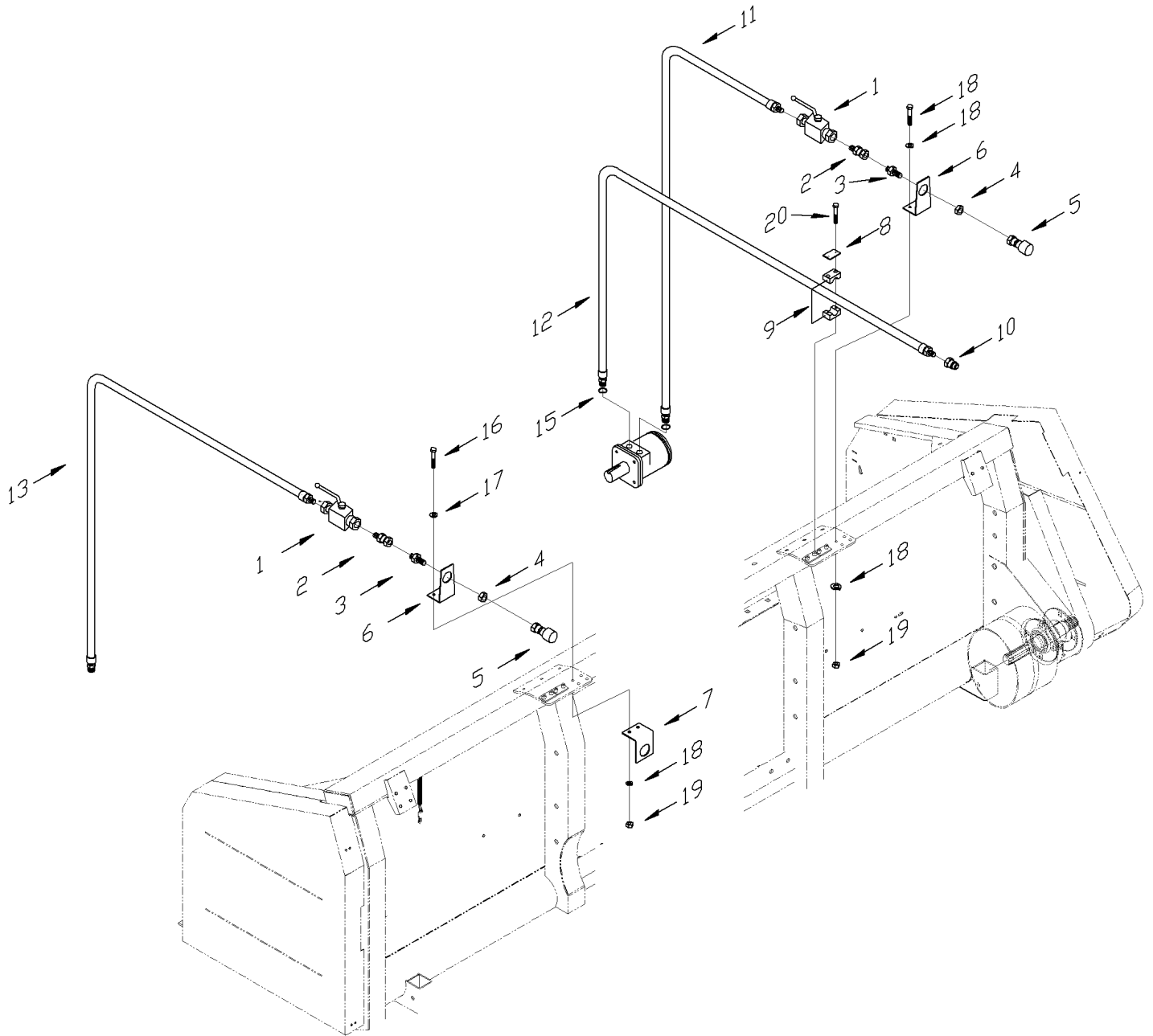


D000553

HYDRAULICS
JOHN DEERE (Pre 2003)

HYDRAULICS - JOHN DEERE (Pre 2003)

ITEM No.	QTY	PMF PART No.	DESCRIPTION
1	2	07-10092-00	HOSE CLAMP PLATE
2	6	31-51108-04	BOLT M8X1.25X20 HX HD CL 8.8 PL
3	6	31-51308-02	M8 FLAT WASHER PLATED
4	6	31-51308-01	M8 LOCK WASHER PLATED
5	1	31-10945-04	U-BOLT, M8X1.25 W=37MM LL=55MM
6	4	31-51208-01	M8 X 1.25 HEX NUT, CL 8 PLATED
7	1	30-90551-04	HYCON CLAMP PAIR HRL3KP22PP
8	1	30-90551-01	HYCON CLAMP PAIR HR3LKP19PP
9	2	30-90551-03	HYCON TOP PLATE HRL3DPSTZN
10	4	31-50125-06	1/4 X 1 1/2 UNC BOLT
	4	31-50131-08	5/16 X 1 3/4 UNC BOLT REPLACED WITH 31-50125-06
11	1	07-10123-00	HOSE 3/8 3100 1/2MNPTx6FIIC
	1	07-20019-00	HOSE HYDRAULIC HOLD DOWN JD (S/N: Pre 13H-00099 & 15H-00099) REPLACED WITH 07-10123-00
12	2	07-10119-00	HOSE 1/2x2500 1/2MNTPx10MORB
	2	07-10120-00	HOSE 1/2x2800 1/2MNTPx10MORB
	1	07-20017-00	HOSE, JD MOTOR SUPPLY (S/N: Pre 13H-00099 & 15H-00099) REPLACED WITH 07-10119-00
13	1	07-20018-00	HOSE MOTOR RETURN JD (S/N: Pre 13H-00099 & 15H-00099) REPLACED WITH 07-10120-00
14	1	31-10530-01	COUPLER, M-PIONEER X 1/2 F-NPT
15	2	31-10530-02	F-PIONEER, 1/2 F-PIPE COUPLER
16	1	07-20054-00	WIRING CONN. BRKT J.D. 50 SER.
17	2	31-51108-07	BOLT M8x1.25x40 CLASS 8.8
18	2	31-51308-02	M8 FLAT WASHER PLATED
19	4	31-51308-01	M8 LOCK WASHER PLATED
20	4	31-51208-01	M8 X 1.25 HEX NUT, CL 8 PLATED
21	2	31-10503-34	O-RING, SAE BOSS, DASH 10

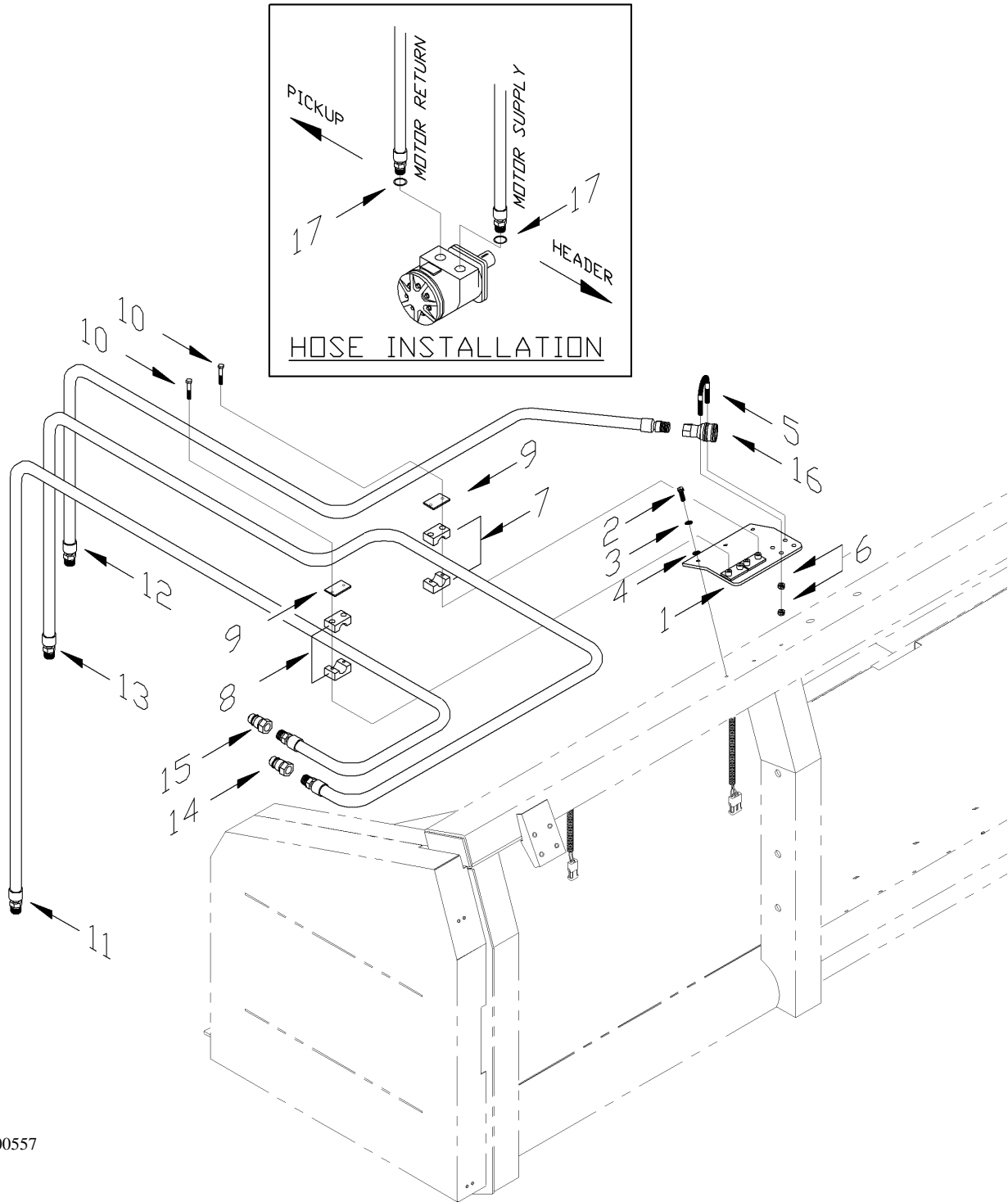


D00491

HYDRAULICS – JOHN DEERE
(S/N: 2003-PRESENT)

HYDRAULICS - JOHN DEERE (S/N: 2003-PRESENT)

ITEM No.	QTY	PMF PART No.	DESCRIPTION
1	2	31-10560-01	BALL VALVE 2 PORTS 1/2 NPT
2	2	31-10559-01	ADAPTER, 1/2 MNPTx7/8 -14-FJIC
3	2	31-10558-01	BULKHEAD, 1/2 MNPTx7/8-14-MJIC
4			JAM NUT (Included with 31-10558-01)
5	2	31-10530-02	F-PIONEER, 1/2 F-PIPE COUPLER
6	2	07-10580-00	BRACKET, SHUT OFF VALVE, J.D.
7	1	07-20054-00	WIRING CONN. BRKT J.D. 50 SER.
8	1	30-90551-03	HYCON TOP PLATE HRL3DPSTZN
9	1	30-90551-04	HYCON CLAMP PAIR HRL3KP22PP
10	1	31-10530-01	COUPLER, M-PIONEER X 1/2 F-NPT
11	1	07-10119-00	HOSE 1/2x2500 1/2MNTPx10MORB
12	1	07-10120-00	HOSE 1/2x2800 1/2MNTPx10MORB
13	1	07-10123-00	HOSE 3/8 3100 1/2MNTPx6FJIC
15	2	31-10503-34	O-RING, SAE BOSS, DASH 10
16	4	31-51108-07	BOLT M8x1.25x40 CLASS 8.8
17	4	31-51308-02	M8 FLAT WASHER PLATED
18	4	31-51308-01	M8 LOCK WASHER PLATED
19	4	31-51208-01	M8 X 1.25 HEX NUT, CL 8 PLATED
20	1	31-50125-06	1/4 X 1 1/2 UNC BOLT



D00557

HYDRAULICS
NEW HOLLAND / CASE

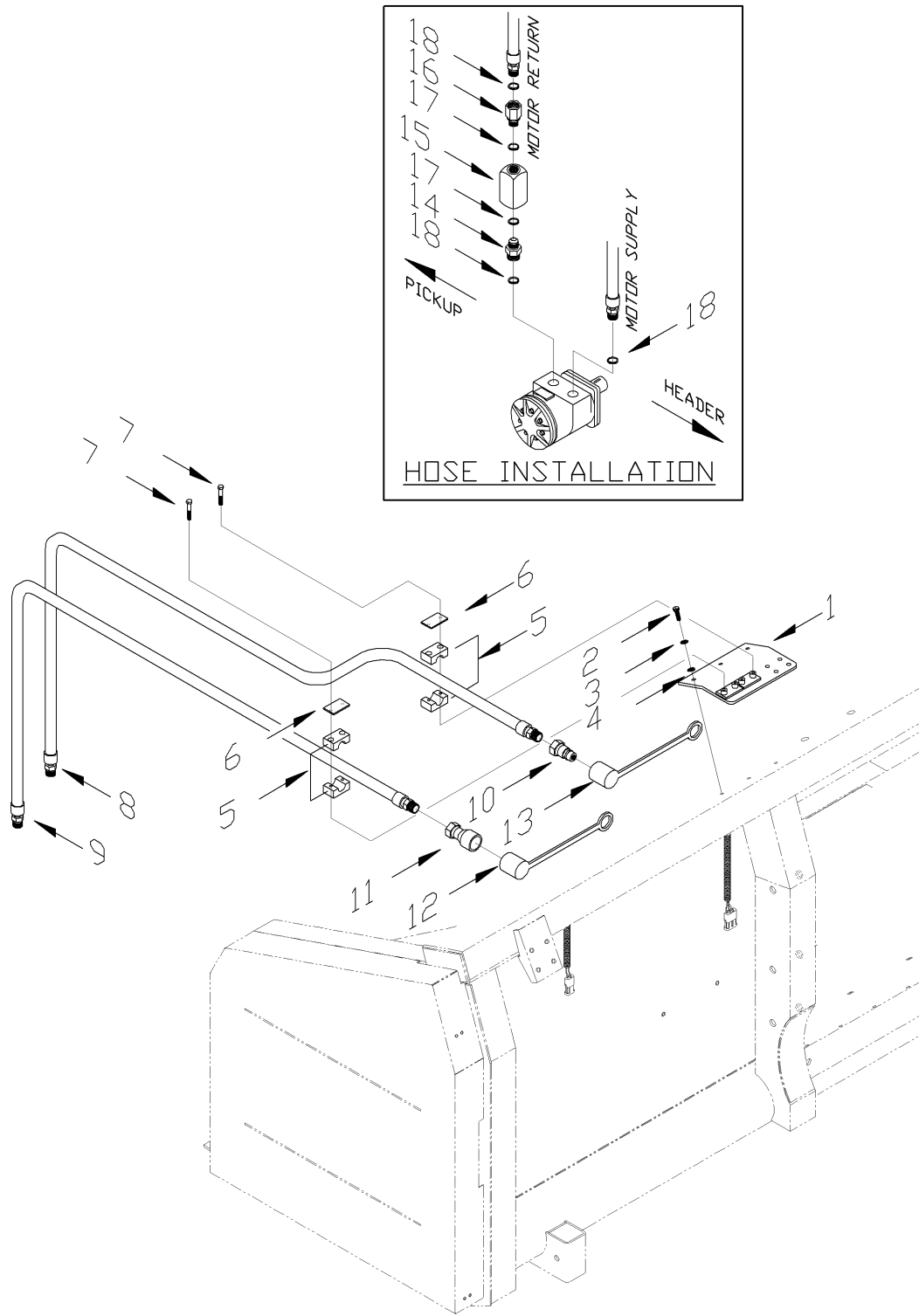
HYDRAULICS – NEW HOLLAND / CASE**NEW HOLLAND TR/TX**

ITEM No.	QTY	PMF PART No.	DESCRIPTION
1	1	07-10092-00	HOSE CLAMP PLATE
2	3	31-51108-04	BOLT M8X1.25X20 HX HD CL8.8 PL
3	3	31-51308-02	M8 FLAT WASHER PLATED
4	3	31-51308-01	M8 LOCK WASHER PLATED
5	1	31-10945-04	U-BOLT,M8X1.25 W=37MM LL=55MM
6	4	31-51208-01	M8 X 1.25 HEX NUT, CL 8 PLATED
7	1	30-90551-04	HYCON CLAMP PAIR HRL3KP22PP
8	1	30-90551-01	HYCON CLAMP PAIR HR3LKP19PP
9	2	30-90551-03	HYCON TOP PLATE HRL3DPSTZN
10	4	31-50125-06	1/4 X 1 1/2 UNC BOLT
	4	31-50131-08	5/16 X 1 3/4 UNC BOLT Replaced w/ 31-50125-06
11	1	07-10111-00	HOSE 3800mm 3/8MNPT X 6FJIC
	1	07-10122-00	HOSE 3/8x4100 3/8MNPTx6FJIC
	1	07-20142-00	HOSE HYDRAULIC HOLD DOWN NH (S/N: Pre 13H-00099 & 15H-00099) Replaced w/ 07-10111-00
12	1	07-10119-00	HOSE 1/2x2500 1/2MNPTx10MORB
	1	07-10120-00	HOSE 1/2x2800 1/2MNPTx10MORB
	1	07-20141-00	HOSE MOTOR RETURN NH 95" (S/N: Pre 13H-00099 & 15H-00099) Replaced w/ 07-10119-00
13	1	07-10114-00	HOSE,1/2X3900,1/2MNPT X 10MORB May substitute w/ 07-10121-00
	1	07-10121-00	HOSE 1/2x4700 1/2MNPTx10MORB
	1	07-20141-00	HOSE MOTOR RETURN NH 95" (S/N: Pre 13H-00099 & 15H-00099) Replaced w/ 07-10114-00
14	1	31-10530-01	COUPLER, M-PIONEER X 1/2 F-NPT
15	1	31-10530-03	COUPLER, 1/4"M X 3/8" NPT
16	1	31-10530-02	F-PIONEER, 1/2 F-PIPE COUPLER
17	2	31-10503-34	O-RING, SAE BOSS, DASH 10

CASE 2188/2166

ITEM No.	QTY	PMF PART No.	DESCRIPTION
1	1	07-10092-00	HOSE CLAMP PLATE
2	3	31-51108-04	BOLT M8X1.25X20 HX HD CL8.8 PL
3	3	31-51308-02	M8 FLAT WASHER PLATED
4	3	31-51308-01	M8 LOCK WASHER PLATED
5	1	31-10945-04	U-BOLT,M8X1.25 W=37MM LL=55MM
6	4	31-51208-01	M8 X 1.25 HEX NUT, CL 8 PLATED
7	1	30-90551-04	HYCON CLAMP PAIR HRL3KP22PP
8	1	30-90551-01	HYCON CLAMP PAIR HR3LKP19PP
9	2	30-90551-03	HYCON TOP PLATE HRL3DPSTZN
10	4	31-50125-06	1/4 X 1 1/2 UNC BOLT
	4	31-50131-08	5/16 X 1 3/4 UNC BOLT Replaced w/ 31-50125-06
11	1	07-10116-00	HOSE,3/8X3800,#10 MORB X #6FJ
	1	07-10130-00	HOSE,3/8X4050,#10 MORB X #6FJ
12	1	07-10117-00	HOSE,1/2X2400, #10 MORB, 100R2
	1	07-10128-00	HOSE,1/2X2650, 10MORB, 100R2
13	1	07-10118-00	HOSE, 1/2X3200, #10 MORB,100R2
	1	07-10129-00	HOSE,1/2X3450, 10MORB, 100R2
14	1	31-10530-07	COUPLER, 1/2 M PION. X #10 ORB
15	1	31-10530-07	COUPLER, 1/2 M PION. X #10 ORB
16	1	31-10530-08	COUPLER, 1/2 F-PION. X #10 ORB
17	2	31-10503-34	O-RING, SAE BOSS, DASH 10

SECTION F - HEADER

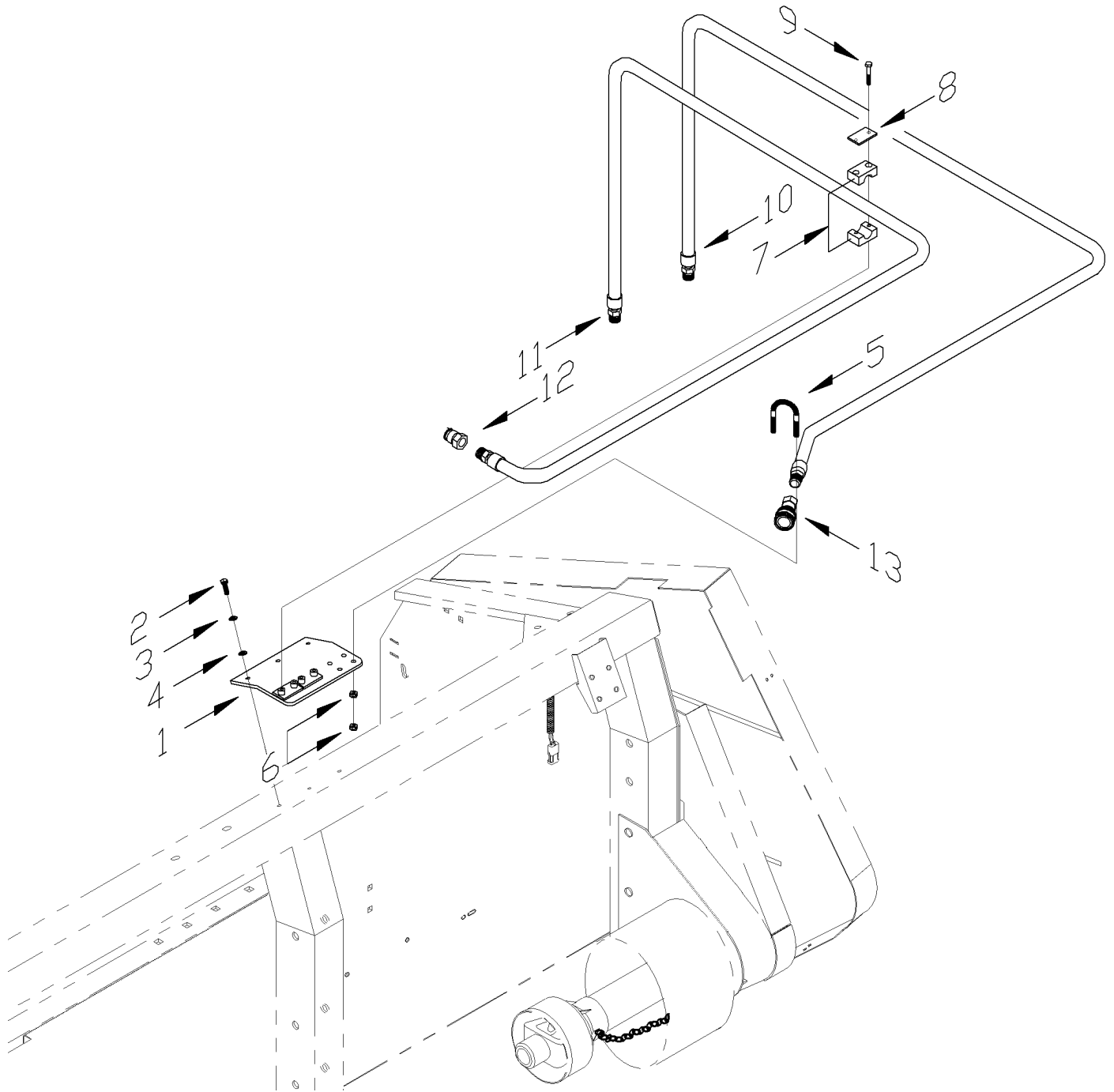


D00564

HYDRAULICS
CAT 470/480

HYDRAULICS - CATERPILLAR 470/480

ITEM No.	QTY	PMF PART No.	DESCRIPTION
1	1	07-10092-00	HOSE CLAMP PLATE
2	6	31-51108-04	BOLT M8X1.25X20 HX HD CL8.8 PL
3	6	31-51308-02	M8 FLAT WASHER PLATED
4	6	31-51308-01	M8 LOCK WASHER PLATED
5	1	30-90551-04	HYCON CLAMP PAIR HRL3KP22PP
6	2	30-90551-03	HYCON TOP PLATE HRL3DPSTZN
7	4	31-50125-06	1/4 X 1 1/2 UNC BOLT
8	1	07-10119-00	HOSE 1/2x2500 1/2MNTPx10MORB
9	2	07-10119-00	HOSE 1/2x2500 1/2MNTPx10MORB
10	2	31-10530-12	QUICK COUPLER FEMALE
11	1	31-10530-11	QUICK COUPLER MALE
12	1	31-10530-13	DUST CAP QUICK CPLR, AEROQUIP
13	1	31-10530-14	DUST PLUG, QUICK CPLR
14	1	31-10503-31	ADAPTER #10 MORB x #8 MJIC
15	1	31-10549-01	CHECK VALVE STAUFF R12
16	1	31-10503-32	REDUCER< #10 FORB x #8 MJIC
17	2	31-10503-33	O-RING, SAE O RING #8
18	3	31-10503-34	O-RING, SAE BOSS, DASH 10

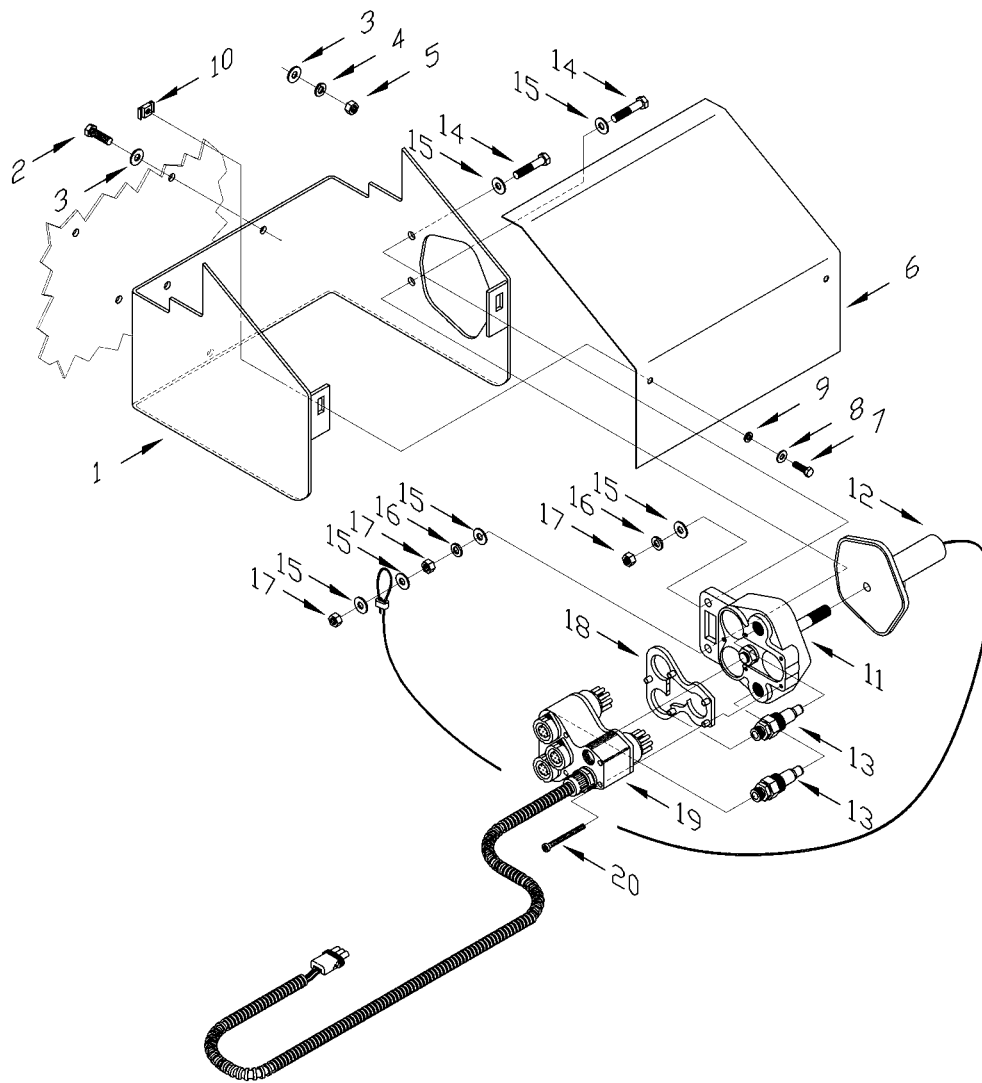
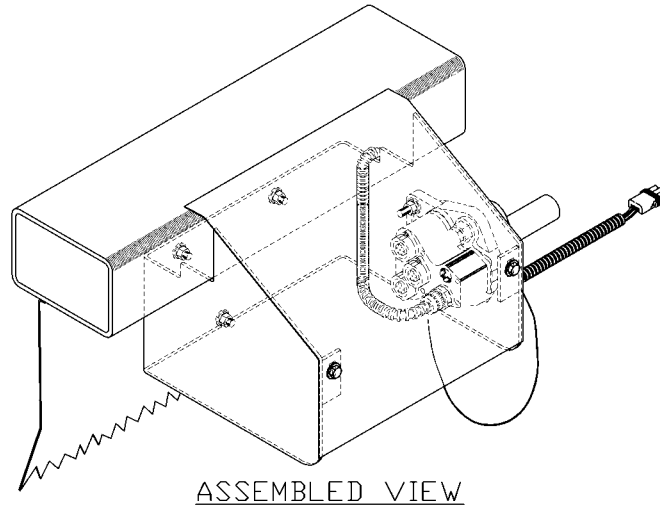


D000568

HYDRAULICS
CAT (S/N: Pre 13H-00099, Pre 15H-00099)

HYDRAULICS - CATERPILLAR (S/N: Pre 13H-00099) (S/N: Pre 15H-00099)

ITEM No.	QTY	PMF PART No.	DESCRIPTION
1	2	07-10092-00	HOSE CLAMP PLATE
2	6	31-51108-04	BOLT M8X1.25X20 HX HD CL8.8 PL
3	6	31-51308-02	M8 FLAT WASHER PLATED
4	6	31-51308-01	M8 LOCK WASHER PLATED
5	1	31-10945-04	U-BOLT,M8X1.25 W=37MM LL=55MM
6	4	31-51208-01	M8 X 1.25 HEX NUT, CL 8 PLATED
7	1	30-90551-04	HYCON CLAMP PAIR HRL3KP22PP
8	2	30-90551-03	HYCON TOP PLATE HRL3DPSTZN
9	4	31-50125-06	1/4 X 1 1/2 UNC BOLT
	4	31-50131-08	5/16 X 1 3/4 UNC BOLT
			REPLACED WITH 31-50125-06
10	1	07-21618-00	HOSE,MS,CAT,13ft
			REPLACED WITH 07-10119-00
	1	07-21619-00	HOSE,MS,CAT,15ft
			REPLACED WITH 07-10119-00
11	1	07-21620-00	HOSE,MR,CAT,13ft
			REPLACED WITH 07-10119-00
	1	07-21621-00	HOSE,MR,CAT,15ft
			REPLACED WITH 07-10119-00
12	2	31-10530-07	COUPLER, 1/2 M PION. X #10 ORB
			(S/N: Pre 13H-00099 & 15H-00099)
			REPLACED WITH 31-10530-01
13	1	31-10530-08	COUPLER, 1/2 F-PION. X #10 ORB
			(S/N: Pre 13H-00099 & 15H-00099)
			REPLACED WITH 31-10530-02

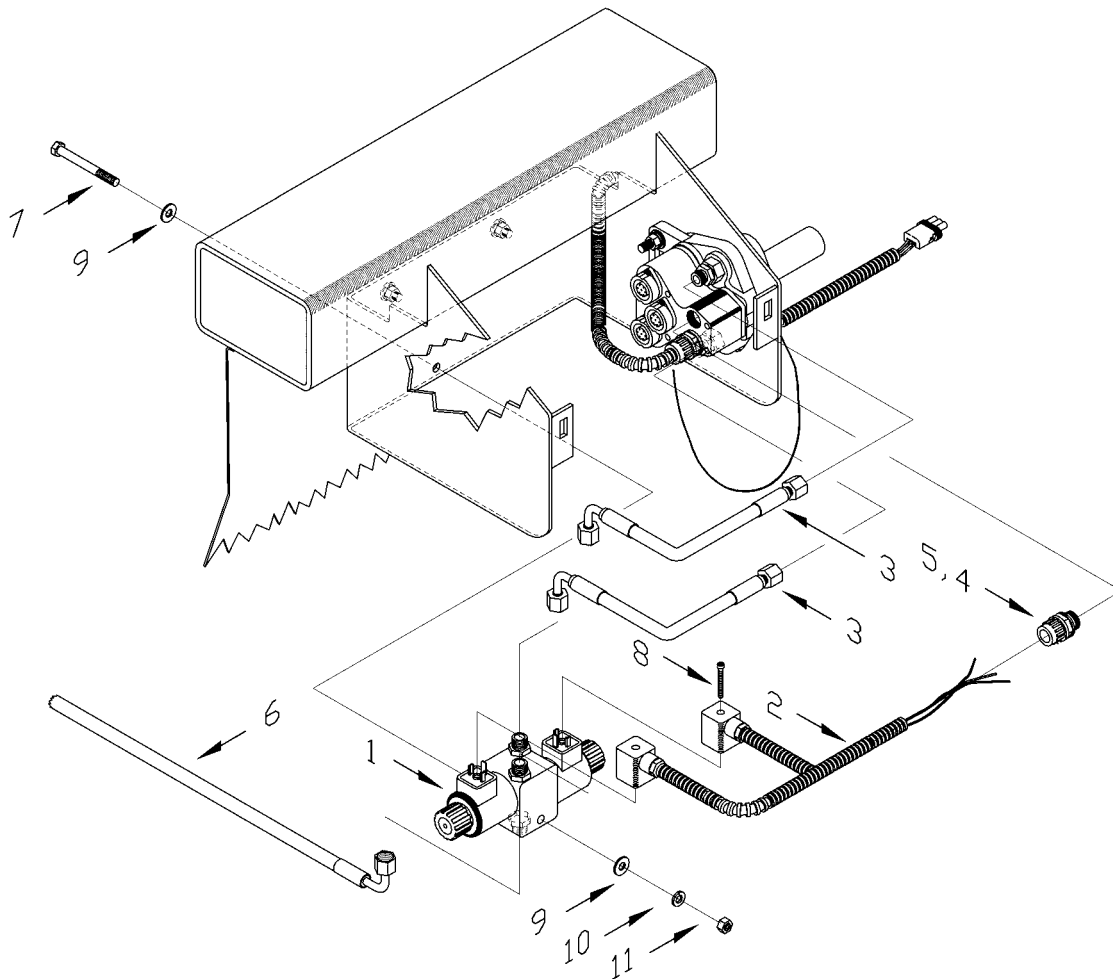
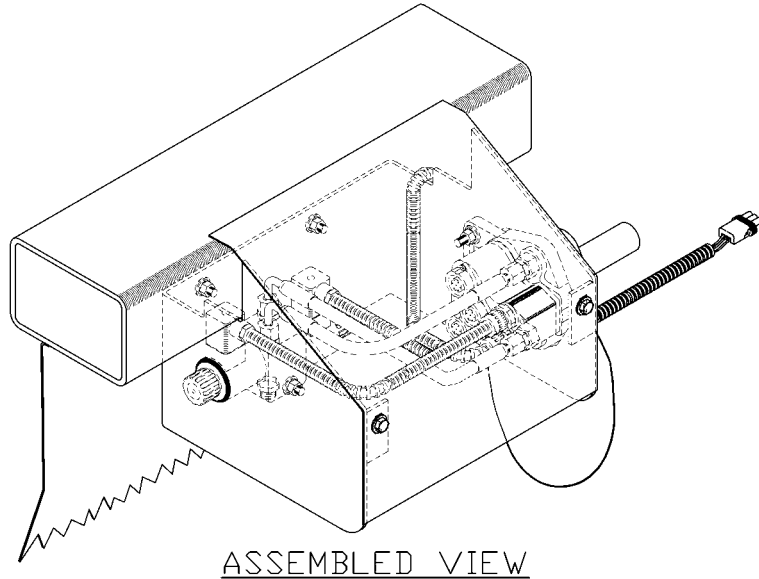


D00190

MULTI COUPLER - CAT

MULTI COUPLER - CAT

ITEM No.	QTY	PMF PART No.	DESCRIPTION
1	1	07-21656-52	BRACKET, MULTI COUPLER
2	3	31-51108-04	BOLT M8X1.25X20 HX HD CL8.8 PL
3	6	31-51308-02	M8 FLAT WASHER PLATED
4	3	31-51308-01	M8 LOCK WASHER PLATED
5	3	31-51208-01	M8 X 1.25 HEX NUT, CL 8 PLATED
6	1	07-21657-52	LID, MULTI COUPLER
7	2	31-51106-08	BOLT M6x1x20 HEX HD CI 8.8 PL
8	4	31-51306-02	M6 FLAT WASHER PLATED
9	2	31-51306-01	M6 LOCK WASHER PLATED
10	2	31-51206-02	M6 X 1 ANCHOR NUT, CL 6 PLTD
11	1	31-11332-01	COUPLER MULTILINK, CAT.
12	1	31-11332-02	COUPLER CAP, MULTILINK, CAT.
13	2	31-10530-15	COUPLER, CAT MULTILINK
14	2	31-51108-07	BOLT M8x1.25x40 CLASS 8.8
15	6	31-51308-02	M8 FLAT WASHER PLATED
16	2	31-51308-01	M8 LOCK WASHER PLATED
17	3	31-51208-01	M8 X 1.25 HEX NUT, CL 8 PLATED
18	1	31-11333-01	SPACER, MULTULINK CAT.
19	1	07-21668-00	WIRING HARNESS
20	5	31-51105-01	SCREW M5x0.8x50, MULTILINK

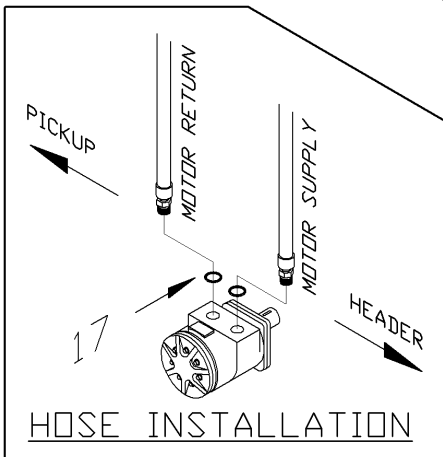
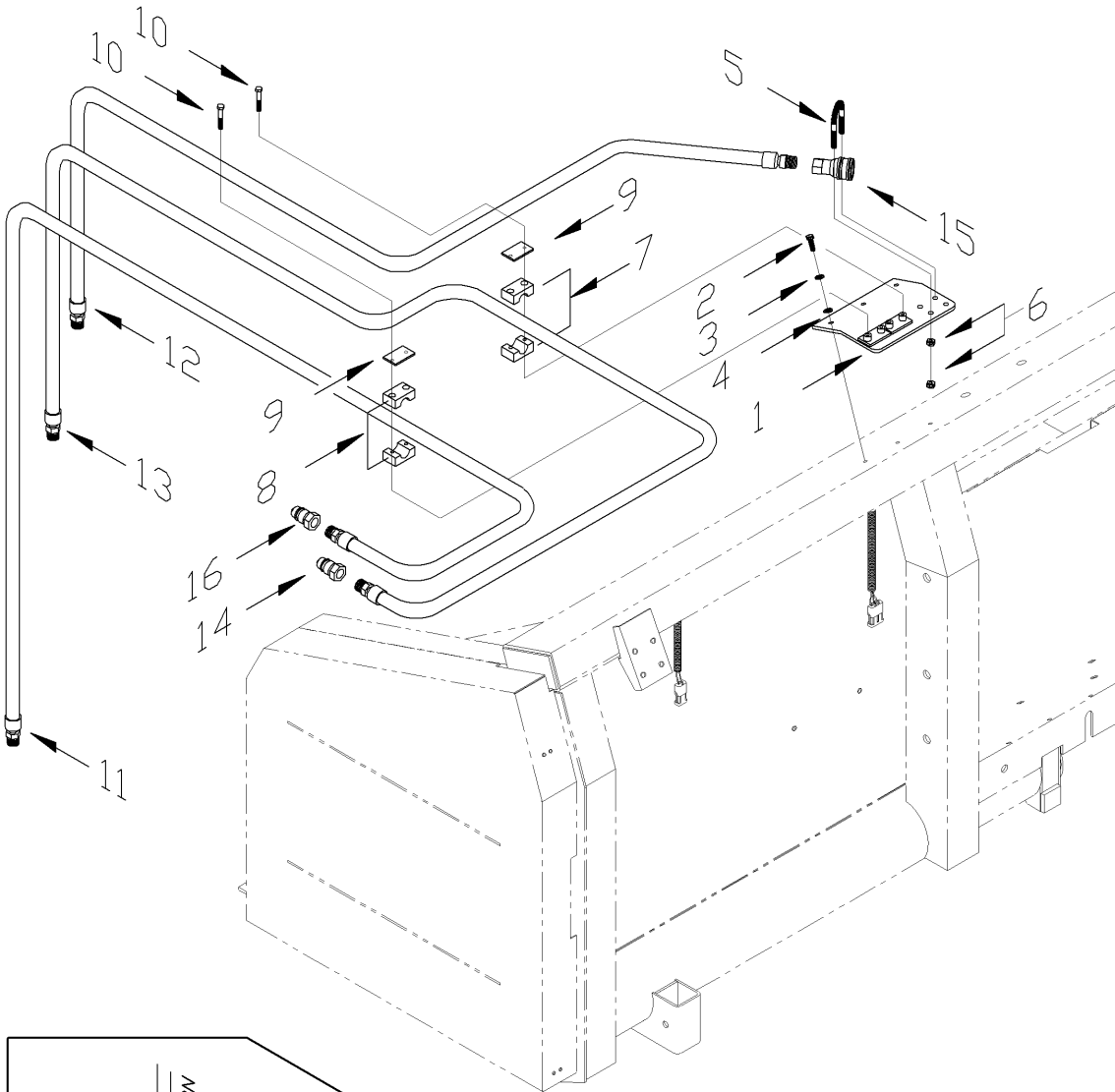


D00191

HYDRAULIC DETAIL - CAT

HYDRAULIC DETAIL - CAT

ITEM No.	QTY	PMF PART No.	DESCRIPTION
1	1	31-11330-01	VALVE HYDRAULIC, CAT
2	1	07-21658-00	WIRING HARNESS, CAT HYDR
3	2	31-11331-01	HOSE HYDRAULIC, CAT MULTILINK
4	1	31-11334-02	NUT, MULTILINK CAT.
5	1	31-11334-01	LOOM CLAMP, MULTILINK, CAT.
6	1	07-10125-00	HOLD DOWN HYDRAULIC HOSE CAT
7	1	31-51108-08	BOLT, M8x1.25x80 CLASS 8.8
8	2	N/A	SOLD WITH ITEM 2 ONLY
9	2	31-51308-02	M8 FLAT WASHER PLATED
10	1	31-51308-01	M8 LOCK WASHER PLATED
11	1	31-51208-01	M8 X 1.25 HEX NUT, CL 8 PLATED

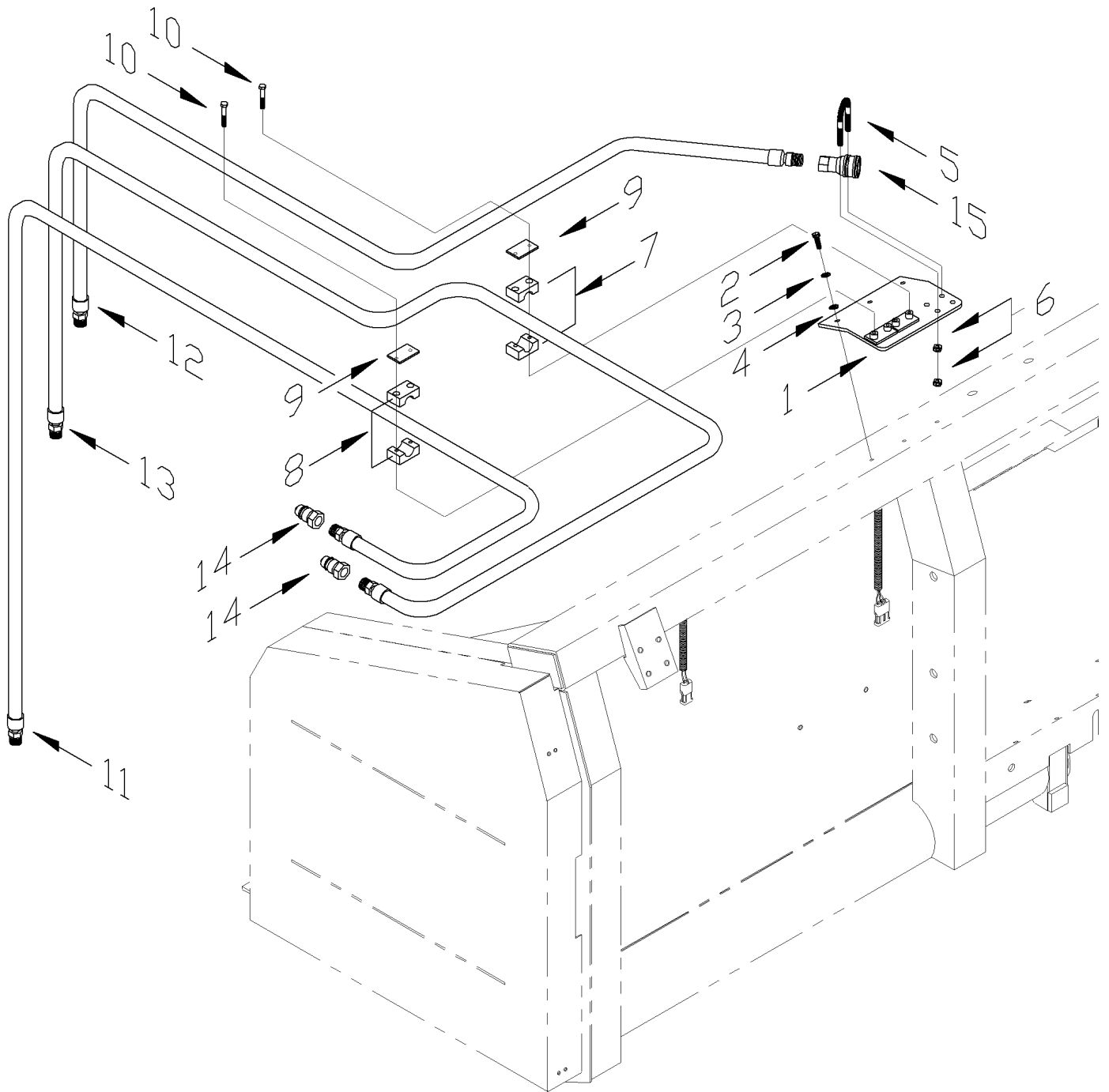


HYDRAULICS
AGCO (S/N: 2000 to Present)

D00569

HYDRAULICS - AGCO (S/N: 2000 to Present)

ITEM No.	QTY	PMF PART No.	DESCRIPTION
1	1	07-10092-00	HOSE CLAMP PLATE
2	3	31-51108-04	BOLT M8X1.25X20 HX HD CL8.8 PL
3	3	31-51308-02	M8 FLAT WASHER PLATED
4	3	31-51308-01	M8 LOCK WASHER PLATED
5	1	31-10945-04	U-BOLT,M8X1.25 W=37MM LL=55MM
6	4	31-51208-01	M8 X 1.25 HEX NUT, CL 8 PLATED
7	1	30-90551-04	HYCON CLAMP PAIR HRL3KP22PP
8	1	30-90551-01	HYCON CLAMP PAIR HR3LKP19PP
9	2	30-90551-03	HYCON TOP PLATE HRL3DPSTZN
10	4	31-50125-06	1/4 X 1 1/2 UNC BOLT
	4	31-50131-08	5/16 X 1 3/4 UNC BOLT
			Replaced w/ 31-50125-06
11	1	07-10122-00	HOSE 3/8x4100 3/8MNPTx6FJIC
12	1	07-10114-00	HOSE,1/2X3900,1/2MNPT X 10MORB
			May substitute w/ 07-10121-00
	1	07-10121-00	HOSE 1/2x4700 1/2MNPTx10MORB
13	1	07-10119-00	HOSE 1/2x2500 1/2MNTPx10MORB
	1	07-10120-00	HOSE 1/2x2800 1/2MNPTx10MORB
14	1	31-10530-04	HYDR. QUICK CPLR WING TYPE MAE
15	1	31-10530-05	HYDR. QUICK CPLR WING TYPE FEM
16	1	31-10530-03	COUPLER 1/4"M X 3/8" NPT
17	2	31-10503-34	O-RING, SAE BOSS, DASH 10

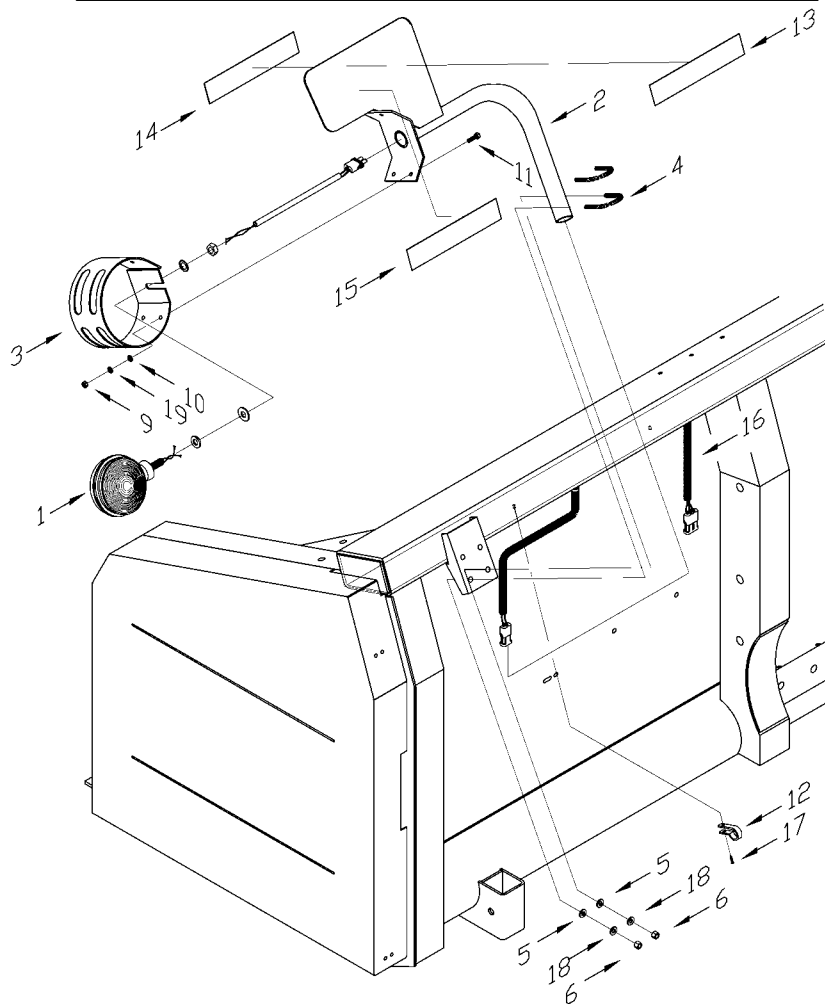
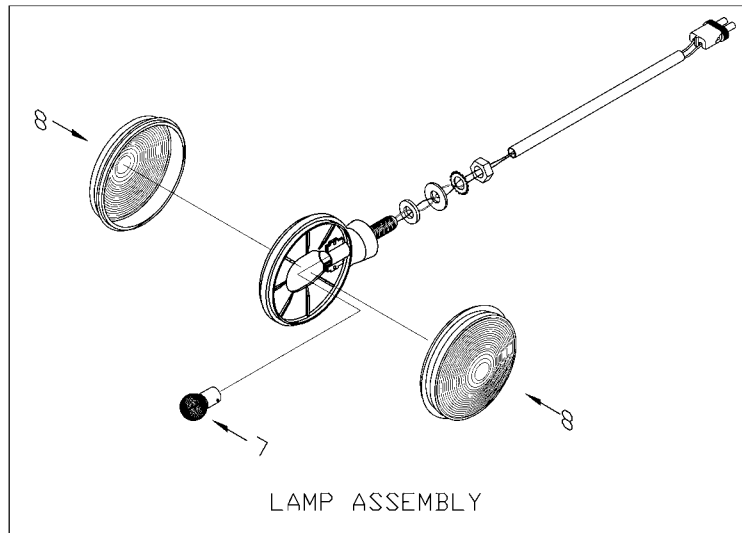


D00574

HYDRAULICS
AGCO (S/N: 1999)

HYDRAULICS - AGCO (S/N: 1999)

ITEM No.	QTY	PMF PART No.	DESCRIPTION
1	1	07-10092-00	HOSE CLAMP PLATE
2	3	31-51108-04	BOLT M8X1.25X20 HX HD CL.8 PL
3	3	31-51308-02	M8 FLAT WASHER PLATED
4	3	31-51308-01	M8 LOCK WASHER PLATED
5	1	31-10945-04	U-BOLT,M8X1.25 W=37MM LL=55MM
6	4	31-51208-01	M8 X 1.25 HEX NUT, CL 8 PLATED
7	1	30-90551-04	HYCON CLAMP PAIR HRL3KP22PP
8	1	30-90551-01	HYCON CLAMP PAIR HR3LKP19PP
9	2	30-90551-03	HYCON TOP PLATE HRL3DPSTZN
10	4	31-50131-08	5/16 X 1 3/4 UNC BOLT
			Replaced w/ 31-50125-06
11	1	07-10115-00	HOSE,3/8X2500, 3/8MNPT X 6FIJC
			Replaced w/ 07-10122-00
12	1	07-10112-00	HOSE 2200mm 1/2MNPT X 10MORB
			Replaced w/ 07-10114-00
13	1	07-10114-00	HOSE,1/2X3900,1/2MNPT X 10MORB
			Replaced w/ 07-10121-00
14	1	31-10530-04	HYDR. QUICK CPLR WING TYPE MAE
15	1	31-10530-05	HYDR. QUICK CPLR WING TYPE FEM

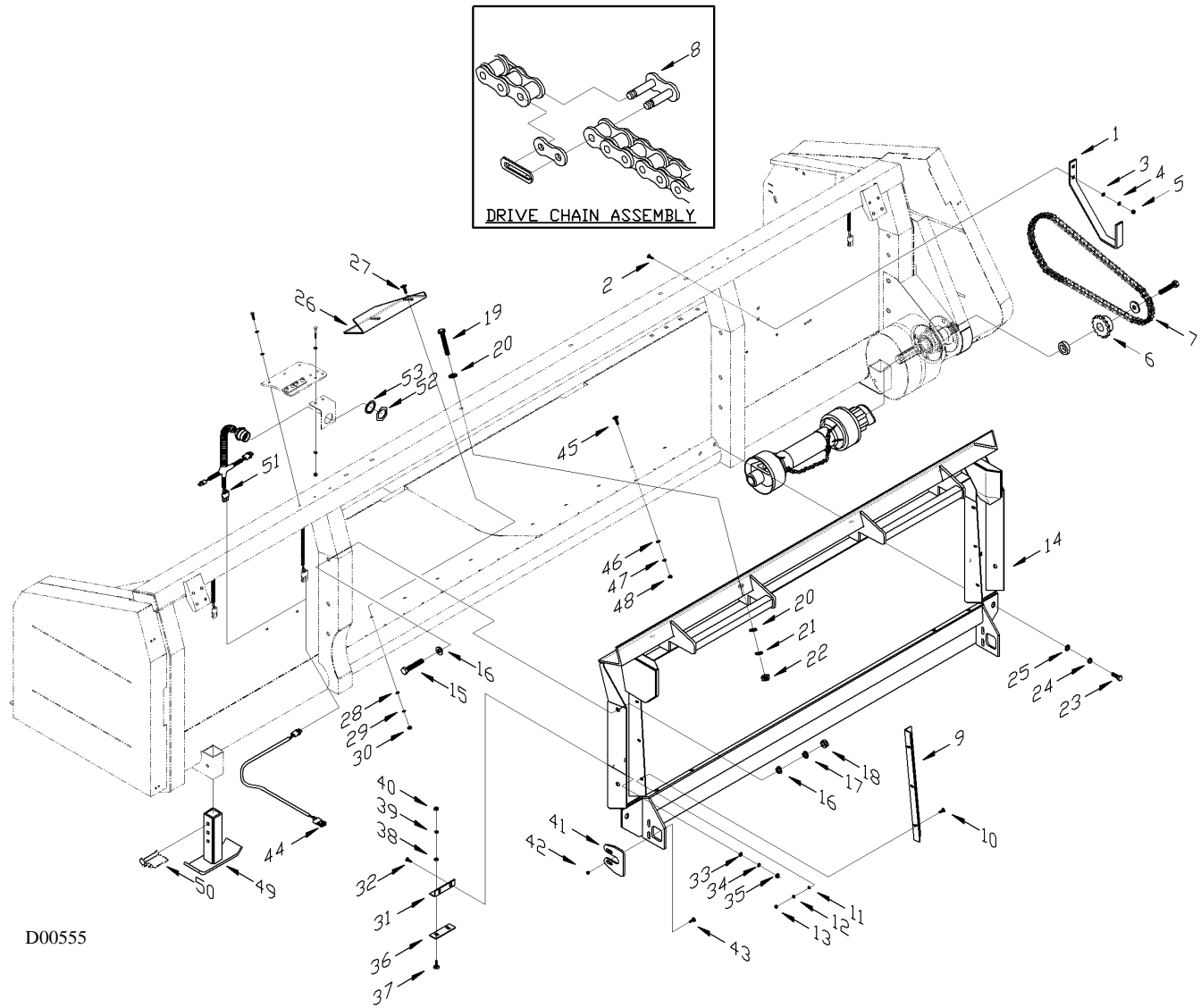


D00012A

EXTREMITY LIGHT ASSEMBLY

EXTREMITY LIGHT ASSEMBLY

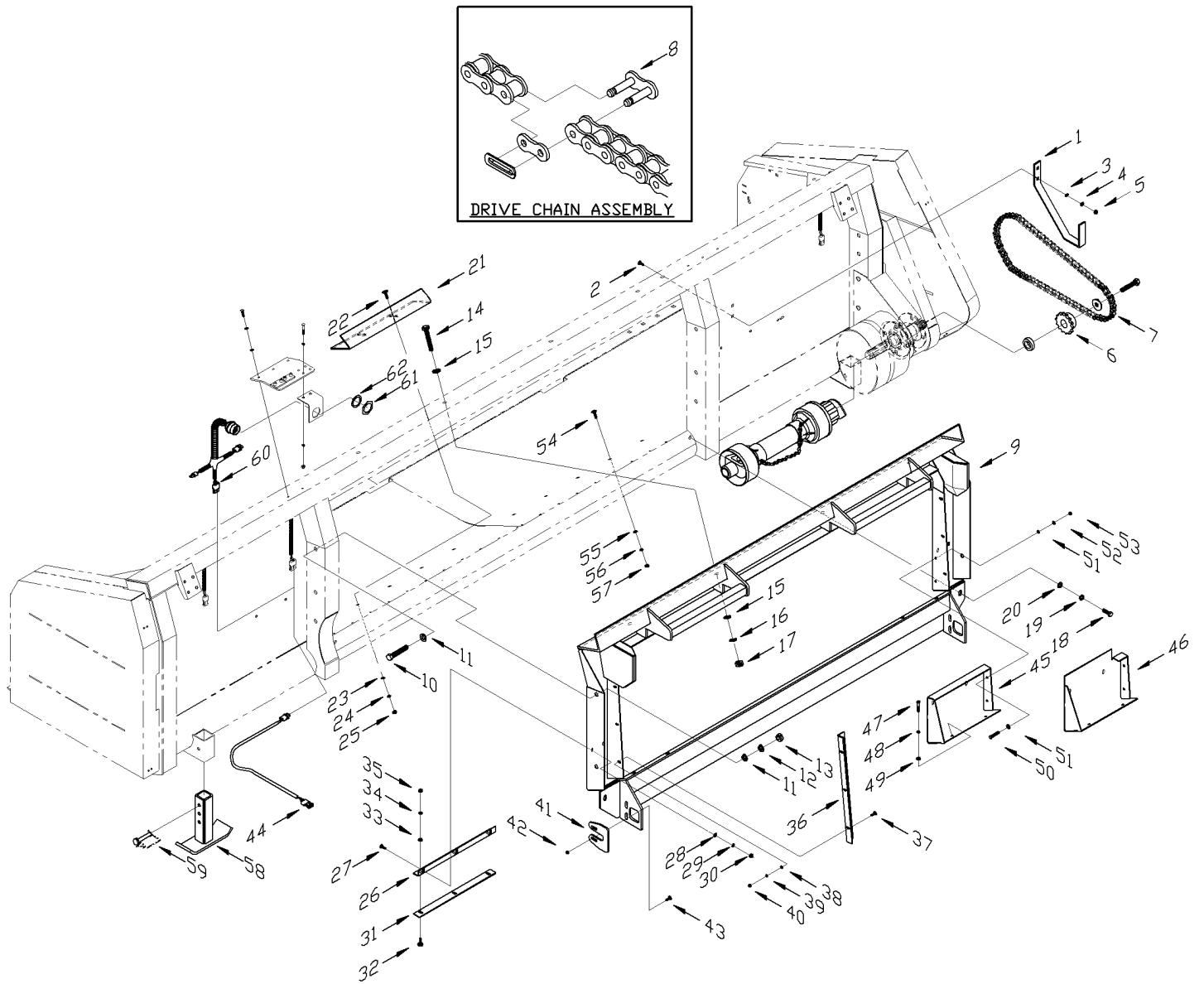
ITEM No.	QTY	PMF PART No.	DESCRIPTION
1	2	07-10058-00	LAMP AND WIRE ASSY
2	1	07-10154-00	EXT. LIGHT BRKT, LH, W/DECALS
	1	07-10155-00	EXT. LIGHT BRKT, RH W/DECALS
	1	07-10067-00	EXTREMITY LIGHT BRACKET (S/N: Pre 13H-99099 & 15H-99099)
3	2	07-10068-00	EXTREMITY LIGHT SHIELD
4	4	31-10945-04	U-BOLT,M8X1.25 W=37MM LL=55MM
5	8	31-51308-02	M8 FLAT WASHER PLATED
6	8	31-51208-01	M8 X 1.25 HEX NUT, CL 8 PLATED
7	2	31-11328-00	BULB, 12V-21W SINGLE FILAMENT
	2	31-11318-00	BULB (Replaced With 31-11328-00)
8	4	31-11317-00	AMBER WARNING LIGHT LENS ONLY
9	6	31-51206-01	M6 X 1 HEX NUT, CL 8 PLATED
10	6	31-51306-02	M6 FLAT WASHER PLATED
11	6	31-51106-02	BOLTM6x1x16 HEX HD CI 8.8 PL
12	4	31-10960-02	NYLON CLAMP 1/2" DIA - WHITE
13	1	31-11111-01	DECAL, RED REFLECTIVE
14	1	31-11110-01	DECAL, YELLOW REFLECTIVE
15	1	31-11129-01	DECAL ORANGE VISIBILITY
16	1	07-10101-00	HEADER WIRE HARNESS
	1	07-10152-00	WIRING HARNESS,MAIN,15' HEADER
	1	07-10102-00	WIRING HARNESS AGCO 4000 HDR (may not appear exactly as shown)
	1	07-10103-00	WIRING HARNESS, PMF/AGCO 15'
17	4	31-50644-01	1/8 X 3/16-1/4 ALUM/RIVT BAA44
18	8	31-51308-01	M8 LOCK WASHER PLATED
19	6	31-51306-01	M6 LOCK WASHER PLATED



ADAPTER - JOHN DEERE WALKER

ADAPTER - JOHN DEERE WALKER

ITEM No.	QTY	PMF PART No.	DESCRIPTION	ITEM No.	QTY	PMF PART No.	DESCRIPTION
1	1	07-10093-00	DRIVE SHAFT STORAGE BRACKET JD	47	4	31-51308-01	M8 LOCK WASHER PLATED
2	2	31-51108-05	BOLT M8X1.25X25 CARRIAGE PLTD	48	4	31-51208-01	M8 X 1.25 HEX NUT, CL 8 PLATED
3	2	31-51308-02	M8 FLAT WASHER PLATED	49	2	07-21037-00	HEADER STAND
4	2	31-51308-01	M8 LOCK WASHER PLATED	50	2	31-10610-01	3/8 X 2 1/2 SQU. LOCK PIN
5	2	31-51208-01	M8 X 1.25 HEX NUT, CL 8 PLATED	51	1	07-20049-00	WRNG ADPTR 50 SER W DAS/LIGHTS
6	1	07-10077-00	14 TOOTH SPROCKET	52	1	31-11306-05	LOCK WASHER FOR DEUTSCH CON
7	1	07-10556-00	HEADER DRIVE CHAIN, CAT	53	1	31-11306-04	NUT DEUTSCH EL. CONNECTOR
8	1	31-10406-05	#60 CHAIN CONNECTOR LINK				
9	2	07-20006-54	FILLER PLATE				
10	6	31-51106-01	M6X1X20 CARRIAGE BOLT, PLATED				
11	6	31-51306-02	M6 FLAT WASHER PLATED				
12	6	31-51306-01	M6 LOCK WASHER PLATED				
13	6	31-51206-01	M6 X 1 HEX NUT, CL 8 PLATED				
14	1	07-20047-54	ADAPTER FRAME				
	1	07-20005-54	JD ADAPTER FRAME (S/N: Pre 13H-00099 & 15H-00099) REPLACED WITH 07-20047-54				
15	4	31-51116-04	M16X2X120 HX HD BOLT PLTD G8.8				
16	8	31-51316-02	M16 FLAT WASHER PLATED				
17	4	31-51316-01	M16 LOCK WASHER PLATED				
18	4	31-51216-01	M16 X 2 HEX NUT, CL 8 PLATED				
19	4	31-51116-04	M16X2X120 HX HD BOLT PLTD G8.8				
20	8	31-51316-02	M16 FLAT WASHER PLATED				
21	4	31-51316-01	M16 LOCK WASHER PLATED				
22	4	31-51216-01	M16 X 2 HEX NUT, CL 8 PLATED				
23	2	31-51112-06	M12X1.75X25 HX HD BOLT PLT 8.8				
24	2	31-51312-01	M12 LOCK WASHER PLATED				
25	2	31-51312-02	M12 FLAT WASHER PLATED				
26	1	07-20008-54	STRIPPER BAR, LOWER, LH, 9600				
	1	07-20016-54	STRIPPER BAR, LOWER, RH, 9600				
27	4	31-51108-05	BOLT M8X1.25X25 CARRIAGE PLTD				
28	4	31-51308-02	M8 FLAT WASHER PLATED				
29	4	31-51308-01	M8 LOCK WASHER PLATED				
30	4	31-51208-01	M8 X 1.25 HEX NUT, CL 8 PLATED				
31	2	07-20012-00	STRIPPER BAR BRACKET JD ADAPT				
32	4	31-51108-05	BOLT M8X1.25X25 CARRIAGE PLTD				
33	4	31-51308-02	M8 FLAT WASHER PLATED				
34	4	31-51308-01	M8 LOCK WASHER PLATED				
35	4	31-51208-01	M8 X 1.25 HEX NUT, CL 8 PLATED				
36	2	07-20014-00	STRIPPER BAR UPPER-JD ADAPTER				
37	4	31-51108-05	BOLT M8X1.25X25 CARRIAGE PLTD				
38	4	31-51308-02	M8 FLAT WASHER PLATED				
39	4	31-51308-01	M8 LOCK WASHER PLATED				
40	4	31-51208-01	M8 X 1.25 HEX NUT, CL 8 PLATED				
41	2	07-20007-00	LOCKING PLATE JD ADAPTER				
42	4	31-51210-02	M10 X 1.5 NYLOCK NUT CL6 PL				
43	4	31-51110-07	M10X1.5X30 CARRIAGE BOLT PLTD				
44	1	07-20015-00	WIRING HARNESS JD ADAPTER				
45	4	31-51108-05	BOLT M8X1.25X25 CARRIAGE PLTD				
46	4	31-51308-02	M8 FLAT WASHER PLATED				



D00558

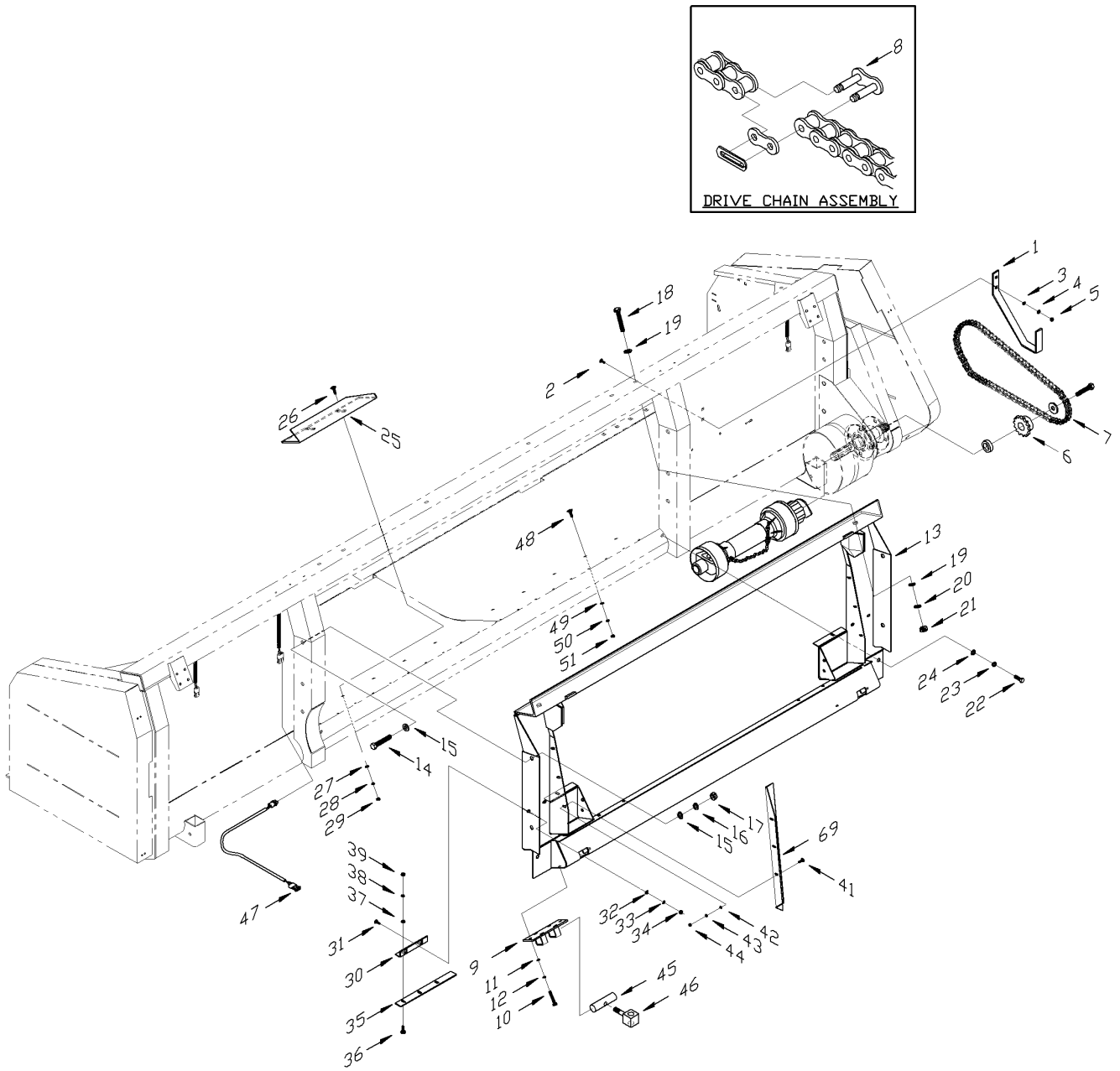
ADAPTER - JOHN DEERE STS/CTS

SECTION F - HEADER

F-46

ADAPTER - JOHN DEERE - STS/CTS

ITEM No.	QTY	PMF PART No.	DESCRIPTION	ITEM No.	QTY	PMF PART No.	DESCRIPTION
1	1	07-10093-00	DRIVE SHAFT STORAGE BRACKET JD	45	1	07-20020-54	FACE PLATE EXT., LH, 9500/CTS
2	2	31-51108-05	BOLT M8X1.25X25 CARRIAGE PLTD		1	07-20021-54	FACE PLATE EXT, RH, 9500/CTS
3	2	31-51308-02	M8 FLAT WASHER PLATED				ABOVE PLATE EXT FOR NON-LATERAL TILT MACHINES
4	2	31-51308-01	M8 LOCK WASHER PLATED	46	1	07-20055-00	FACE PLATE EXT. L.H. LTM
5	2	31-51208-01	M8 X 1.25 HEX NUT, CL 8 PLATED		1	07-20056-00	J.D. FACE PLATE EXT. R.H. LTM
6	1	07-10077-00	14 TOOTH SPROCKET				ABOVE PLATE EXT FOR LATERAL TILT MACHINES
7	1	07-10556-00	HEADER DRIVE CHAIN, CAT	47	4	31-51112-06	M12X1.75X25 HX HD BOLT PLT 8.8
8	1	31-10406-05	#60 CHAIN CONNECTOR LINK	48	4	31-51312-01	M12 LOCK WASHER PLATED
9	1	07-20047-54	ADAPTER FRAME	49	4	31-51312-02	M12 FLAT WASHER PLATED
	1	07-20005-54	JD ADAPTER FRAME	50	4	31-51108-04	BOLT M8X1.25X20 HX HD CL8.8 PL
			(S/N: Pre 13H-00099 & 15H-00099)	51	8	31-51308-02	M8 FLAT WASHER PLATED
			REPLACED WITH 07-20047-54	52	4	31-51308-01	M8 LOCK WASHER PLATED
10	4	31-51116-04	M16X2X120 HX HD BOLT PLTD G8.8	53	4	31-51208-01	M8 X 1.25 HEX NUT, CL 8 PLATED
11	8	31-51316-02	M16 FLAT WASHER PLATED	54	4	31-51108-05	BOLT M8X1.25X25 CARRIAGE PLTD
12	4	31-51316-01	M16 LOCK WASHER PLATED	55	4	31-51308-02	M8 FLAT WASHER PLATED
13	4	31-51216-01	M16 X 2 HEX NUT, CL 8 PLATED	56	4	31-51308-01	M8 LOCK WASHER PLATED
14	4	31-51116-04	M16X2X120 HX HD BOLT PLTD G8.8	57	4	31-51208-01	M8 X 1.25 HEX NUT, CL 8 PLATED
15	8	31-51316-02	M16 FLAT WASHER PLATED	58	2	07-21037-00	HEADER STAND
16	4	31-51316-01	M16 LOCK WASHER PLATED	59	2	31-10610-01	3/8 X 2 1/2 SQU. LOCK PIN
17	4	31-51216-01	M16 X 2 HEX NUT, CL 8 PLATED	60	1	07-20049-00	WRNG ADPTR 50 SER W DAS/LIGHTS
18	2	31-51112-06	M12X1.75X25 HX HD BOLT PLT 8.8	61	1	31-11306-05	LOCK WASHER FOR DEUTSCH CON
19	2	31-51312-01	M12 LOCK WASHER PLATED	62	1	31-11306-04	NUT DEUTSCH EL. CONNECTOR
20	2	31-51312-02	M12 FLAT WASHER PLATED				
21	2	07-20011-54	STRP BAR, LOWER, 9500/CTS				
22	4	31-51108-05	BOLT M8X1.25X25 CARRIAGE PLTD				
23	4	31-51308-02	M8 FLAT WASHER PLATED				
24	4	31-51308-01	M8 LOCK WASHER PLATED				
25	4	31-51208-01	M8 X 1.25 HEX NUT, CL 8 PLATED				
26	2	07-20013-00	JD 9500 UPPER STRIPPER BAR BKT				
27	6	31-51108-05	BOLT M8X1.25X25 CARRIAGE PLTD				
28	6	31-51308-02	M8 FLAT WASHER PLATED				
29	6	31-51308-01	M8 LOCK WASHER PLATED				
30	6	31-51208-01	M8 X 1.25 HEX NUT, CL 8 PLATED				
31	2	07-20010-00	JD 9500 UPPER STRIPPER BAR				
32	6	31-51108-05	BOLT M8X1.25X25 CARRIAGE PLTD				
33	6	31-51308-02	M8 FLAT WASHER PLATED				
34	6	31-51308-01	M8 LOCK WASHER PLATED				
35	6	31-51208-01	M8 X 1.25 HEX NUT, CL 8 PLATED				
36	2	07-20006-54	FILLER PLATE				
37	6	31-51106-01	M6X1X20 CARRIAGE BOLT, PLATED				
38	6	31-51306-02	M6 FLAT WASHER PLATED				
39	6	31-51306-01	M6 LOCK WASHER PLATED				
40	6	31-51206-01	M6 X 1 HEX NUT, CL 8 PLATED				
41	2	07-20007-00	LOCKING PLATE JD ADAPTER				
42	4	31-51210-02	M10 X 1.5 NYLOCK NUT CL6 PL				
43	4	31-51110-07	M10X1.5X30 CARRIAGE BOLT PLTD				
44	1	07-20015-00	WIRING HARNESS JD ADAPTER				

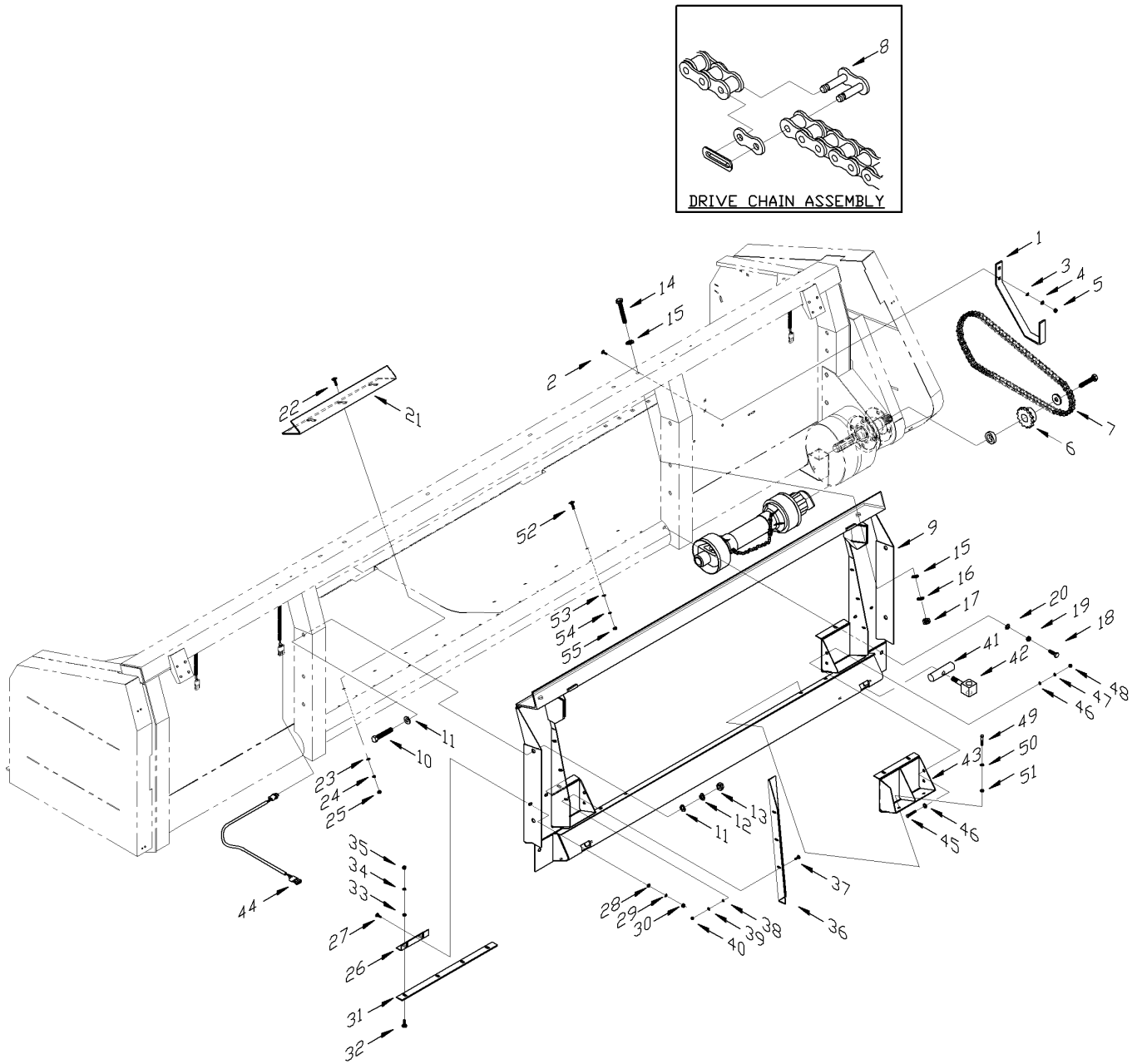


D000575

ADAPTER - NEW HOLLAND TX

ADAPTER - NEW HOLLAND TX

ITEM No.	QTY	PMF PART No.	DESCRIPTION	ITEM No.	QTY	PMF PART No.	DESCRIPTION
1	1	07-10094-00	DRIVE SHAFT STORAGE BRKT SHORT	44	6	31-51206-01	M6 X 1 HEX NUT, CL 8 PLATED
2	2	31-51108-05	BOLT M8X1.25X25 CARRIAGE PLTD	45	2	07-20132-00	NH CLAMP BAR, PLATED
3	2	31-51308-02	M8 FLAT WASHER PLATED	46	2	07-20131-00	CLAMP BAR, NH LOCK, PLATED
4	2	31-51308-01	M8 LOCK WASHER PLATED	47	1	07-20139-00	WIRING HARNESS ADAPTER NH
5	2	31-51208-01	M8 X 1.25 HEX NUT, CL 8 PLATED	48	4	31-51108-05	BOLT M8X1.25X25 CARRIAGE PLTD
6	1	07-10080-00	17 TOOTH SPROCKET	49	4	31-51308-02	M8 FLAT WASHER PLATED
7	1	07-10550-00	HEADER DRIVE CHAIN 75C/2015	50	4	31-51308-01	M8 LOCK WASHER PLATED
8	1	31-10406-05	#60 CHAIN CONNECTOR LINK	51	4	31-51208-01	M8 X 1.25 HEX NUT, CL 8 PLATED
9	2	07-20122-00	NEW HOLLAND TX CLAMP ATTACH				
10	4	31-51110-06	M10X1.5X30 HX HD BOLT PLT G8.8				
11	4	31-51310-02	M10 FLAT WASHER PLATED	Optional Kits:			
12	4	31-51310-01	M10 LOCK WASHER PLATED	07-20157-00		Field Change Over Kit, TR from TX n/s	
13	1	07-20104-53	T ADAPTER FRAME, NH	07-20161-00		Field Change Over Kit, TX from TR n/s	
14	4	31-51116-04	M16X2X120 HX HD BOLT PLTD G8.8				
15	8	31-51316-02	M16 FLAT WASHER PLATED				
16	4	31-51316-01	M16 LOCK WASHER PLATED				
17	4	31-51216-01	M16 X 2 HEX NUT, CL 8 PLATED				
18	2	31-51116-04	M16X2X120 HX HD BOLT PLTD G8.8				
19	4	31-51316-02	M16 FLAT WASHER PLATED				
20	2	31-51316-01	M16 LOCK WASHER PLATED				
21	2	31-51216-01	M16 X 2 HEX NUT, CL 8 PLATED				
22	2	31-51112-06	M12X1.75X25 HX HD BOLT PLT 8.8				
23	2	31-51312-01	M12 LOCK WASHER PLATED				
24	2	31-51312-02	M12 FLAT WASHER PLATED				
25	1	07-20117-53	STRIPPER BAR, LOWER, LH TX				
	1	07-20118-53	STRIPPER BAR, LOWER, RH, NH TX				
26	4	31-51108-05	BOLT M8X1.25X25 CARRIAGE PLTD				
27	4	31-51308-02	M8 FLAT WASHER PLATED				
28	4	31-51308-01	M8 LOCK WASHER PLATED				
29	4	31-51208-01	M8 X 1.25 HEX NUT, CL 8 PLATED				
30	2	07-20123-00	NH TR/TX STRIPPER BAR BRKT				
31	4	31-51108-05	BOLT M8X1.25X25 CARRIAGE PLTD				
32	4	31-51308-02	M8 FLAT WASHER PLATED				
33	4	31-51308-01	M8 LOCK WASHER PLATED				
34	4	31-51208-01	M8 X 1.25 HEX NUT, CL 8 PLATED				
35	2	07-20113-00	NH TX UPPER STRIPPER BAR				
36	6	31-51108-05	BOLT M8X1.25X25 CARRIAGE PLTD				
37	6	31-51308-02	M8 FLAT WASHER PLATED				
38	6	31-51308-01	M8 LOCK WASHER PLATED				
39	6	31-51208-01	M8 X 1.25 HEX NUT, CL 8 PLATED				
40	1	07-20119-53	FILLER PLATE, LH, NH				
	1	07-20120-53	FILLER PLATE, RH, NH				
41	6	31-51106-01	M6X1X20 CARRIAGE BOLT, PLATED				
42	6	31-51306-02	M6 FLAT WASHER PLATED				
43	6	31-51306-01	M6 LOCK WASHER PLATED				



D00573

ADAPTER - NEW HOLLAND TR

ADAPTER – NEW HOLLAND TR

ITEM No.	QTY	PMF PART No.	DESCRIPTION	ITEM No.	QTY	PMF PART No.	DESCRIPTION
1	1	07-10094-00	DRIVE SHAFT STORAGE BRKT SHORT	42	2	07-20131-00	CLAMP BAR, NH LOCK, PLATED
2	2	31-51108-05	BOLT M8X1.25X25 CARRIAGE PLTD	43	1	07-20129-53	FACE SHIELD EXT., LH, NH, TR
3	2	31-51308-02	M8 FLAT WASHER PLATED		1	07-20130-53	FACE PLATE EXT. RH, NH TR
4	2	31-51308-01	M8 LOCK WASHER PLATED	44	1	07-20139-00	WIRING HARNESS ADAPTER NH
5	2	31-51208-01	M8 X 1.25 HEX NUT, CL 8 PLATED	45	4	31-51108-04	BOLT M8X1.25X20 HX HD CL 8.8 PL
6	1	07-10080-00	17 TOOTH SPROCKET	46	8	31-51308-02	M8 FLAT WASHER PLATED
7	1	07-10550-00	HEADER DRIVE CHAIN 75C/2015	47	4	31-51308-01	M8 LOCK WASHER PLATED
8	1	31-10406-05	#60 CHAIN CONNECTOR LINK	48	4	31-51208-01	M8 X 1.25 HEX NUT, CL 8 PLATED
9	1	07-20104-53	ADAPTER FRAME, NH	49	4	31-51112-06	M12X1.75X25 HX HD BOLT PLT 8.8
10	4	31-51116-04	M16X2X120 HX HD BOLT PLTD G8.8	50	4	31-51312-01	M12 LOCK WASHER PLATED
11	8	31-51316-02	M16 FLAT WASHER PLATED	51	4	31-51312-02	M12 FLAT WASHER PLATED
12	4	31-51316-01	M16 LOCK WASHER PLATED	52	2	31-51108-05	BOLT M8X1.25X25 CARRIAGE PLTD
13	4	31-51216-01	M16 X 2 HEX NUT, CL 8 PLATED	53	2	31-51308-02	M8 FLAT WASHER PLATED
14	2	31-51116-04	M16X2X120 HX HD BOLT PLTD G8.8	54	2	31-51308-01	M8 LOCK WASHER PLATED
15	4	31-51316-02	M16 FLAT WASHER PLATED	55	2	31-51208-01	M8 X 1.25 HEX NUT, CL 8 PLATED
16	2	31-51316-01	M16 LOCK WASHER PLATED	56	2	07-21037-00	HEADER STAND
17	2	31-51216-01	M16 X 2 HEX NUT, CL 8 PLATED	57	2	31-10610-01	3/8 X 2 1/2 SQU. LOCK PIN
18	2	31-51112-06	M12X1.75X25 HX HD BOLT PLT 8.8				
19	2	31-51312-01	M12 LOCK WASHER PLATED				
20	2	31-51312-02	M12 FLAT WASHER PLATED				
21	1	07-20115-53	STRIPPER BAR, LOWER, LH, NH TR				
	1	07-20116-53	STRIPPER BAR, LOWER, RH, NH TR				
22	6	31-51108-05	BOLT M8X1.25X25 CARRIAGE PLTD				
23	6	31-51308-02	M8 FLAT WASHER PLATED				
24	6	31-51308-01	M8 LOCK WASHER PLATED				
25	6	31-51208-01	M8 X 1.25 HEX NUT, CL 8 PLATED				
26	2	07-20123-00	NH TR/TX STRIPPER BAR BRKT				
27	4	31-51108-05	BOLT M8X1.25X25 CARRIAGE PLTD				
28	4	31-51308-02	M8 FLAT WASHER PLATED				
29	4	31-51308-01	M8 LOCK WASHER PLATED				
30	4	31-51208-01	M8 X 1.25 HEX NUT, CL 8 PLATED				
31	2	07-20109-00	NH TR STRIPPER BAR UPPER				
32	10	31-51108-05	BOLT M8X1.25X25 CARRIAGE PLTD				
33	10	31-51308-02	M8 FLAT WASHER PLATED				
34	10	31-51308-01	M8 LOCK WASHER PLATED				
35	10	31-51208-01	M8 X 1.25 HEX NUT, CL 8 PLATED				
36	1	07-20119-53	FILLER PLATE, LH, NH				
	1	07-20120-53	FILLER PLATE, RH, NH				
37	6	31-51106-01	M6X1X20 CARRIAGE BOLT, PLATED				
38	6	31-51306-02	M6 FLAT WASHER PLATED				
39	6	31-51306-01	M6 LOCK WASHER PLATED				
40	6	31-51206-01	M6 X 1 HEX NUT, CL 8 PLATED				
41	2	07-20132-00	NH CLAMP BAR, PLATED				

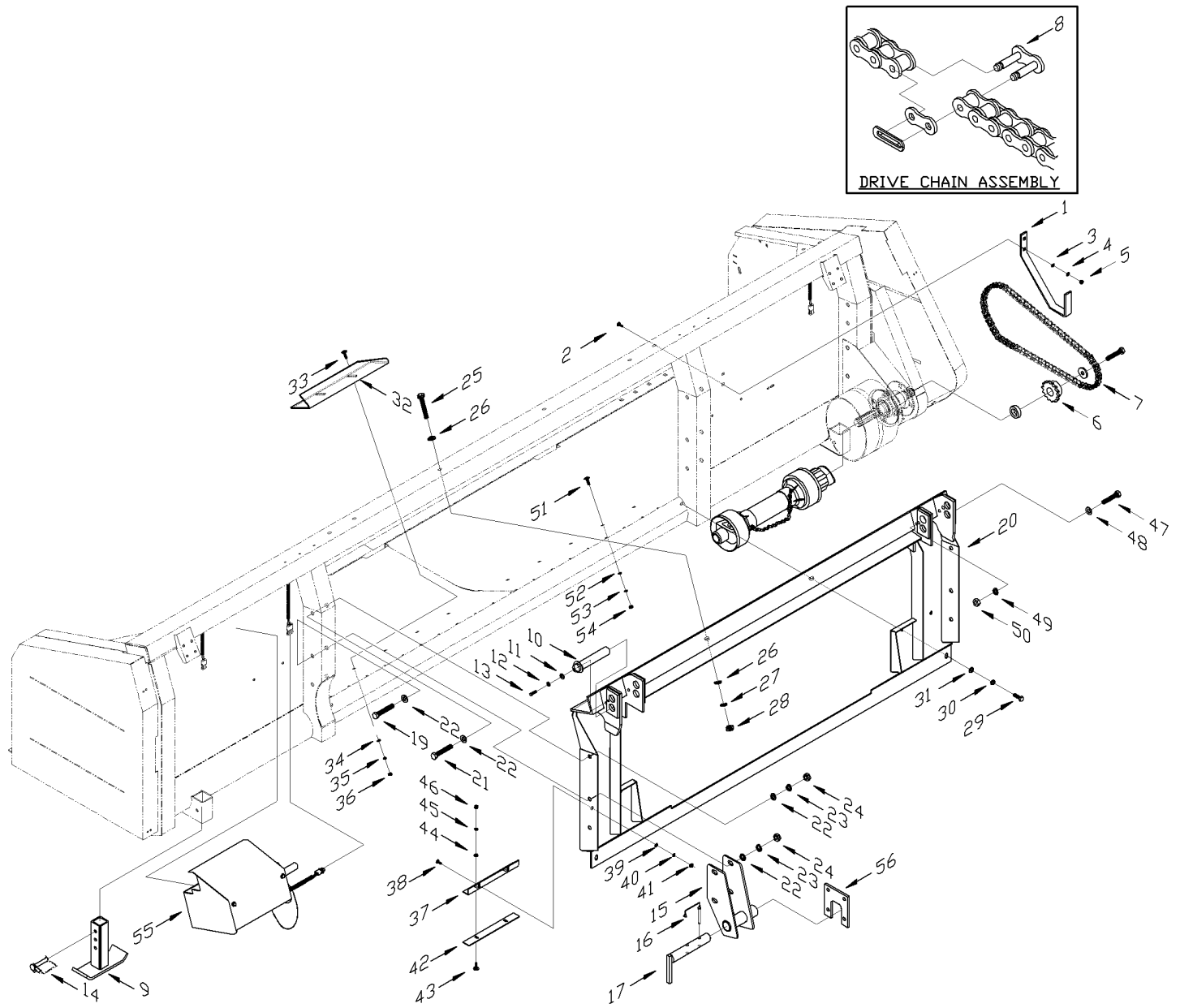
Optional Kits:

07-20157-00

Field Change Over Kit, TR from TX n/s

07-20161-00

Field Change Over Kit, TX from TR n/s



D00572

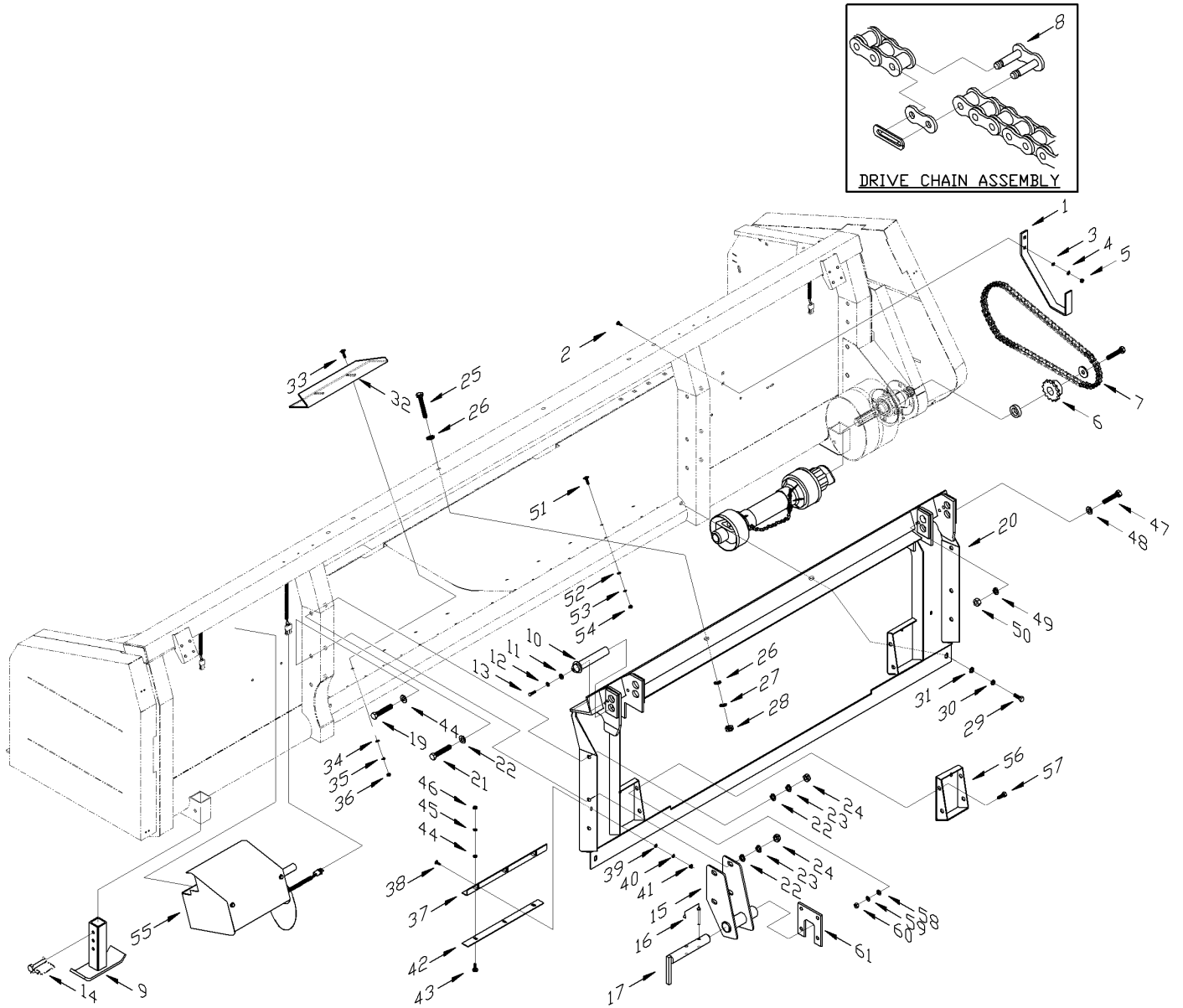
ADAPTER - CAT 480

SECTION F - HEADER

F-52

ADAPTER - CAT 480

ITEM No.	QTY	PMF PART No.	DESCRIPTION	ITEM No.	QTY	PMF PART No.	DESCRIPTION
1	1	07-10093-00	DRIVE SHAFT STORAGE BRACKET JD	43	4	31-51108-05	BOLT M8X1.25X25 CARRIAGE PLTD
2	2	31-51108-05	BOLT M8X1.25X25 CARRIAGE PLTD	44	4	31-51308-02	M8 FLAT WASHER PLATED
3	2	31-51308-02	M8 FLAT WASHER PLATED	45	4	31-51308-01	M8 LOCK WASHER PLATED
4	2	31-51308-01	M8 LOCK WASHER PLATED	46	4	31-51208-01	M8 X 1.25 HEX NUT, CL 8 PLATED
5	2	31-51208-01	M8 X 1.25 HEX NUT, CL 8 PLATED	47	2	31-51112-07	M12X1.75X160 HX HD BLT PLT 8.8
6	1	07-10076-00	13 TOOTH SPROCKET - CAT	48	2	31-51312-01	M12 LOCK WASHER PLATED
7	1	07-10556-00	HEADER DRIVE CHAIN, CAT	49	2	31-51312-02	M12 FLAT WASHER PLATED
8	1	31-10406-05	#60 CHAIN CONNECTOR LINK	50	2	31-51212-01	M12 X 1.75 HEX NUT CL8 PLATED
9	2	07-21037-52	HEADER STAND, YELLOW	51	4	31-51108-05	BOLT M8X1.25X25 CARRIAGE PLTD
10	2	07-21650-00	PIN, CAT HOOK UP, PLATED	52	4	31-51308-02	M8 FLAT WASHER PLATED
11	2	31-51310-02	M10 FLAT WASHER PLATED	53	4	31-51308-01	M8 LOCK WASHER PLATED
12	2	31-51310-01	M10 LOCK WASHER PLATED	54	4	31-51208-01	M8 X 1.25 HEX NUT, CL 8 PLATED
13	2	31-51110-05	BOLT M10X1.5X25 HX HD CL8.8 PL	55		N/A	REFER TO MULTICOUPLER SECTION
14	2	31-10610-01	3/8 X 2 1/2 SQU. LOCK PIN	56	2	07-21680-00	BRACKET, CAT ADAPTER, PLATED
15	1	07-21648-52	LOWER COUPLING, LH, CAT YELLOW				
	1	07-21647-52	LOWER COUPLING, RH, CAT YELLOW				
16	4	31-10610-01	3/8 X 2 1/2 SQU. LOCK PIN				
17	2	07-21601-00	CAT PIN ASSEMBLY				
18	4	31-51206-01	M6 X 1 HEX NUT, CL 8 PLATED				
19	2	31-51116-03	M16X2X140 HX HD BOLT PLTD G8.8				
20	1	07-21651-52	T ADAPTER FRAME				
21	4	31-51116-04	M16X2X120 HX HD BOLT PLTD G8.8				
22	12	31-51316-02	M16 FLAT WASHER PLATED				
23	6	31-51316-01	M16 LOCK WASHER PLATED				
24	6	31-51216-01	M16 X 2 HEX NUT, CL 8 PLATED				
25	4	31-51116-04	M16X2X120 HX HD BOLT PLTD G8.8				
26	8	31-51316-02	M16 FLAT WASHER PLATED				
27	4	31-51316-01	M16 LOCK WASHER PLATED				
28	4	31-51216-01	M16 X 2 HEX NUT, CL 8 PLATED				
29	2	31-51112-06	M12X1.75X25 HX HD BOLT PLT 8.8				
30	2	31-51312-01	M12 LOCK WASHER PLATED				
31	2	31-51312-02	M12 FLAT WASHER PLATED				
32	1	07-21606-52	T STRIPPER BAR, LOWER, LH				
	1	07-21607-52	T STRIPPER BAR, LOWER, RH				
33	4	31-51108-05	BOLT M8X1.25X25 CARRIAGE PLTD				
34	4	31-51308-02	M8 FLAT WASHER PLATED				
35	4	31-51308-01	M8 LOCK WASHER PLATED				
36	4	31-51208-01	M8 X 1.25 HEX NUT, CL 8 PLATED				
37	2	07-21604-00	CAT UPPER STRIPPER BAR BRKT				
38	4	31-51108-05	BOLT M8X1.25X25 CARRIAGE PLTD				
39	4	31-51308-02	M8 FLAT WASHER PLATED				
40	4	31-51308-01	M8 LOCK WASHER PLATED				
41	4	31-51208-01	M8 X 1.25 HEX NUT, CL 8 PLATED				
42	2	07-21605-00	CAT STRIPPER BAR				



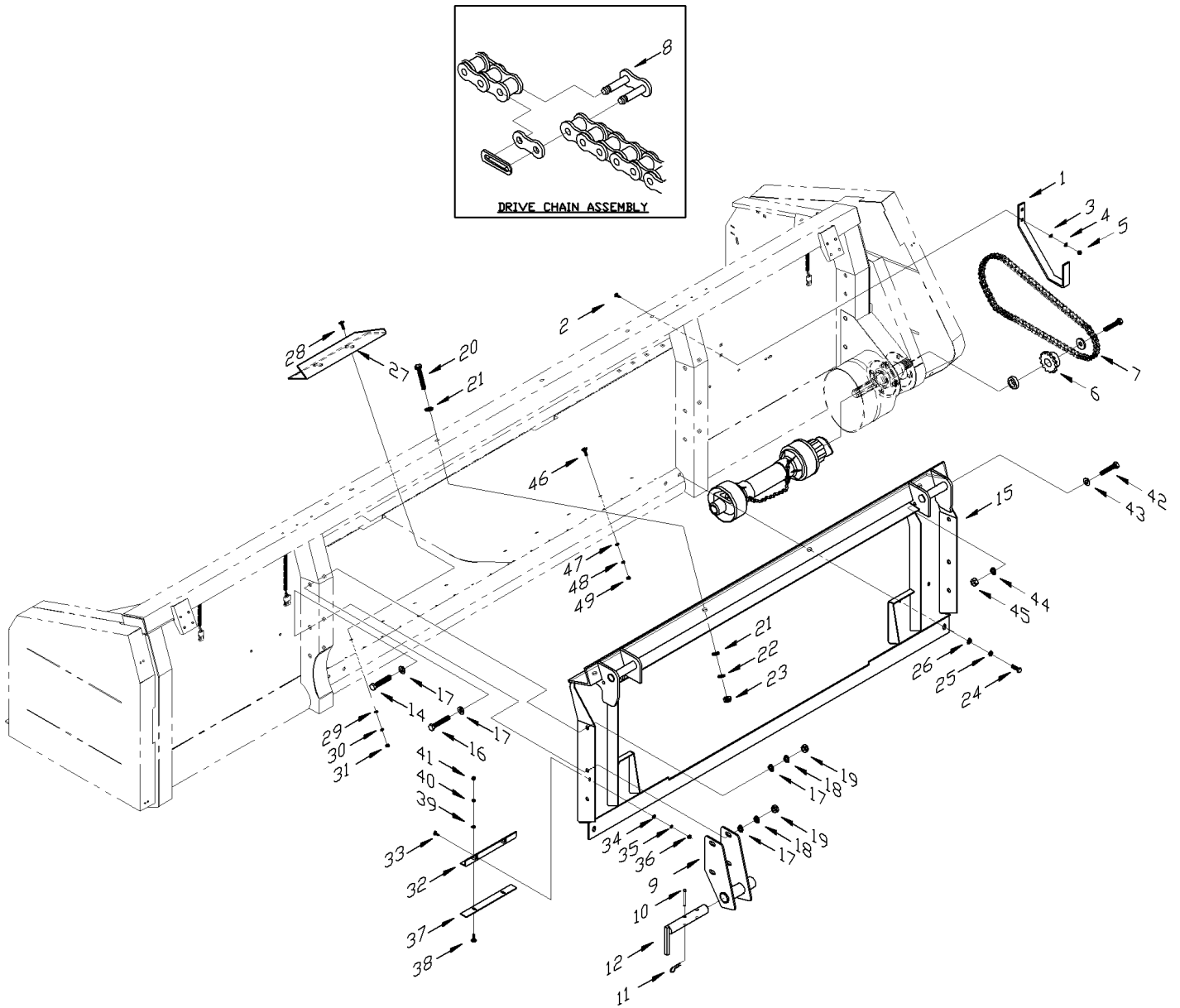
D00571

ADAPTER - CAT 470

ADAPTER - CAT 470

ITEM No.	QTY	PMF PART No.	DESCRIPTION	ITEM No.	QTY	PMF PART No.	DESCRIPTION
1	1	07-10093-00	DRIVE SHAFT STORAGE BRACKET JD	47	2	31-51112-07	M12X1.75X160 HX HD BLT PLT 8.8
2	2	31-51108-05	BOLT M8X1.25X25 CARRIAGE PLTD	48	2	31-51312-01	M12 LOCK WASHER PLATED
3	2	31-51308-02	M8 FLAT WASHER PLATED	49	2	31-51312-02	M12 FLAT WASHER PLATED
4	2	31-51308-01	M8 LOCK WASHER PLATED	50	2	31-51212-01	M12 X 1.75 HEX NUT CL8 PLATED
5	2	31-51208-01	M8 X 1.25 HEX NUT, CL 8 PLATED	51	4	31-51108-05	BOLT M8X1.25X25 CARRIAGE PLTD
6	1	07-10076-00	13 TOOTH SPROCKET - CAT	52	4	31-51308-02	M8 FLAT WASHER PLATED
7	1	07-10556-00	HEADER DRIVE CHAIN, CAT	53	4	31-51308-01	M8 LOCK WASHER PLATED
8	1	31-10406-05	#60 CHAIN CONNECTOR LINK	54	4	31-51208-01	M8 X 1.25 HEX NUT, CL 8 PLATED
9	2	07-21037-52	HEADER STAND, YELLOW	55		N/A	REFER TO MULTI COUPLER SECTION
10	2	07-21650-00	PIN, CAT HOOK UP, PLATED	56	1	07-21674-00	FACE PLATE EXT. L.H.
11	2	31-51310-02	M10 FLAT WASHER PLATED		1	07-21675-00	FACE PLATE XT. R.H.
12	2	31-51310-01	M10 LOCK WASHER PLATED	57	4	31-51112-03	M12X1.75X35 HX HD BOLT PLT 8.8
13	2	31-51110-05	BOLT M10X1.5X25 HX HD CL8.8 PL	58	4	31-51312-02	M12 FLAT WASHER PLATED
14	2	31-10610-01	3/8 X 2 1/2 SQU. LOCK PIN	59	4	31-51312-01	M12 LOCK WASHER PLATED
15	1	07-21648-52	LOWER COUPLING, LH, CAT YELLOW	60	4	31-51212-01	M12 X 1.75 HEX NUT CL8 PLATED
	1	07-21647-52	LOWER COUPLING, RH, CAT YELLOW	61	2	07-21680-00	BRACKET, CAT ADAPTER, PLATED (attached to feederhouse)
16	4	31-10610-01	3/8 X 2 1/2 SQU. LOCK PIN				
17	2	07-21601-00	CAT PIN ASSEMBLY	62	1	08-10236-00	COMPLETION GROUP CAT 470 (not shown)
18	4	31-51206-01	M6 X 1 HEX NUT, CL 8 PLATED				
19	4	31-51116-03	M16X2X140 HX HD BOLT PLTD G8.8				
20	1	07-21660-00	ADAPTER FRAME, CAT 470				
21	4	31-51116-04	M16X2X120 HX HD BOLT PLTD G8.8				
22	12	31-51316-02	M16 FLAT WASHER PLATED				
23	6	31-51316-01	M16 LOCK WASHER PLATED				
24	6	31-51216-01	M16 X 2 HEX NUT, CL 8 PLATED				
25	4	31-51116-04	M16X2X120 HX HD BOLT PLTD G8.8				
26	8	31-51316-02	M16 FLAT WASHER PLATED				
27	4	31-51316-01	M16 LOCK WASHER PLATED				
28	4	31-51216-01	M16 X 2 HEX NUT, CL 8 PLATED				
29	2	31-51112-06	M12X1.75X25 HX HD BOLT PLT 8.8				
30	2	31-51312-01	M12 LOCK WASHER PLATED				
31	2	31-51312-02	M12 FLAT WASHER PLATED				
32	1	07-21661-52	STRIPPER BAR, LOWER, LH				
	1	07-21664-52	STRIPPER BAR, LOWER, RH				
33	4	31-51108-05	BOLT M8X1.25X25 CARRIAGE PLTD				
34	4	31-51308-02	M8 FLAT WASHER PLATED				
35	4	31-51308-01	M8 LOCK WASHER PLATED				
36	4	31-51208-01	M8 X 1.25 HEX NUT, CL 8 PLATED				
37	2	07-21663-00	UPPER STRPR BAR BRKT-CAT 470				
38	6	31-51108-05	BOLT M8X1.25X25 CARRIAGE PLTD				
39	6	31-51308-02	M8 FLAT WASHER PLATED				
40	6	31-51308-01	M8 LOCK WASHER PLATED				
41	6	31-51208-01	M8 X 1.25 HEX NUT, CL 8 PLATED				
42	2	07-21662-00	UPPER STRPR BAR-CAT 450/470				
43	6	31-51108-05	BOLT M8X1.25X25 CARRIAGE PLTD				
44	6	31-51308-02	M8 FLAT WASHER PLATED				
45	6	31-51308-01	M8 LOCK WASHER PLATED				
46	6	31-51208-01	M8 X 1.25 HEX NUT, CL 8 PLATED				

SECTION F - HEADER



D00570

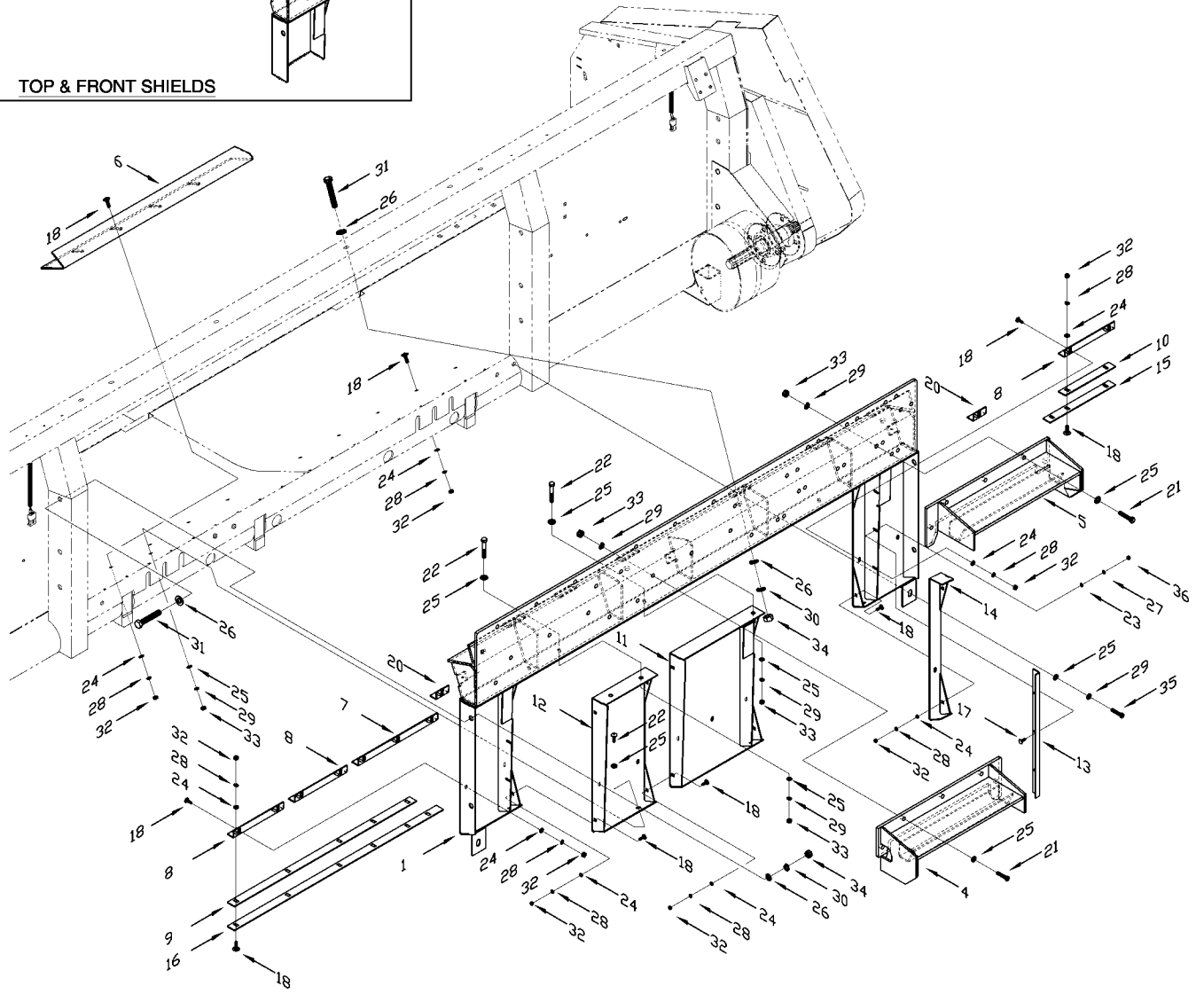
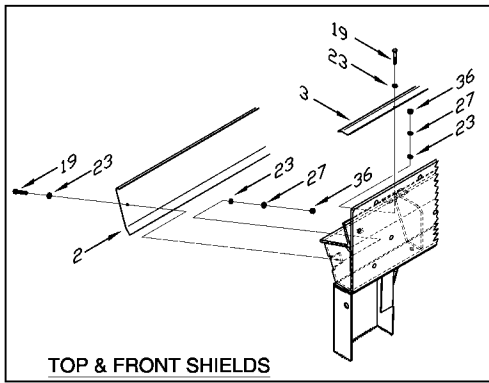
ADAPTER - CAT
(S/N: Pre 13H-00099) (S/N: Pre 15H-00099)

SECTION F - HEADER

F-56

ADAPTER - CAT (S/N: Pre 13H-00099) (S/N: Pre 15H-00099)

ITEM No.	QTY	PMF PART No.	DESCRIPTION	ITEM No.	QTY	PMF PART No.	DESCRIPTION
1	1	07-10093-00	DRIVE SHAFT STORAGE BRACKET JD	45	2	31-51212-01	M12 X 1.75 HEX NUT CL8 PLATED
2	2	31-51108-05	BOLT M8X1.25X25 CARRIAGE PLTD	46	4	31-51108-05	BOLT M8X1.25X25 CARRIAGE PLTD
3	2	31-51308-02	M8 FLAT WASHER PLATED	47	4	31-51308-02	M8 FLAT WASHER PLATED
4	2	31-51308-01	M8 LOCK WASHER PLATED	48	4	31-51308-01	M8 LOCK WASHER PLATED
5	2	31-51208-01	M8 X 1.25 HEX NUT, CL 8 PLATED	49	4	31-51208-01	M8 X 1.25 HEX NUT, CL 8 PLATED
6	1	07-10076-00	13 TOOTH SPROCKET - CAT				
7	1	07-10556-00	HEADER DRIVE CHAIN, CAT				
8	1	31-10406-05	#60 CHAIN CONNECTOR LINK				
9	1	07-21603-00	CAT LOWER COUPLING LEFT 1999				
			REPLACED WITH 07-21648-52				
	1	07-21600-00	CAT LOWER COUPLING, RH 1999				
			REPLACED WITH 07-21647-52				
10	4	31-10610-01	3/8 X 2 1/2 SQU. LOCK PIN				
	4	31-10605-03	PIN, 1/2 X 1 1/4 CLEVIS, PLTD				
			REPLACED WITH 07-10610-01				
11	4	31-10601-01	PIN, 1/8 X 2 9/16 HITCH				
12	2	07-21601-00	CAT PIN ASSEMBLY				
13	4	31-51206-01	M6 X 1 HEX NUT, CL 8 PLATED				
14	2	31-51116-03	M16X2X140 HX HD BOLT PLTD G8.8				
15	1	07-21602-00	CAT ADAPTER FRAME				
16	4	31-51116-04	M16X2X120 HX HD BOLT PLTD G8.8				
17	12	31-51316-02	M16 FLAT WASHER PLATED				
18	6	31-51316-01	M16 LOCK WASHER PLATED				
19	6	31-51216-01	M16 X 2 HEX NUT, CL 8 PLATED				
20	4	31-51116-04	M16X2X120 HX HD BOLT PLTD G8.8				
21	8	31-51316-02	M16 FLAT WASHER PLATED				
22	4	31-51316-01	M16 LOCK WASHER PLATED				
23	4	31-51216-01	M16 X 2 HEX NUT, CL 8 PLATED				
24	2	31-51112-06	M12X1.75X25 HX HD BOLT PLT 8.8				
25	2	31-51312-01	M12 LOCK WASHER PLATED				
26	2	31-51312-02	M12 FLAT WASHER PLATED				
27	1	07-21606-52	T STRIPPER BAR, LOWER, LH				
	1	07-21607-52	T STRIPPER BAR, LOWER, RH				
28	4	31-51108-05	BOLT M8X1.25X25 CARRIAGE PLTD				
29	4	31-51308-02	M8 FLAT WASHER PLATED				
30	4	31-51308-01	M8 LOCK WASHER PLATED				
31	4	31-51208-01	M8 X 1.25 HEX NUT, CL 8 PLATED				
32	2	07-21604-00	CAT UPPER STRIPPER BAR BRKT				
33	4	31-51108-05	BOLT M8X1.25X25 CARRIAGE PLTD				
34	4	31-51308-02	M8 FLAT WASHER PLATED				
35	4	31-51308-01	M8 LOCK WASHER PLATED				
36	4	31-51208-01	M8 X 1.25 HEX NUT, CL 8 PLATED				
37	2	07-21605-00	CAT STRIPPER BAR				
38	4	31-51108-05	BOLT M8X1.25X25 CARRIAGE PLTD				
39	4	31-51308-02	M8 FLAT WASHER PLATED				
40	4	31-51308-01	M8 LOCK WASHER PLATED				
41	4	31-51208-01	M8 X 1.25 HEX NUT, CL 8 PLATED				
42	2	31-51112-07	M12X1.75X160 HX HD BLT PLT 8.8				
43	2	31-51312-01	M12 LOCK WASHER PLATED				
44	2	31-51312-02	M12 FLAT WASHER PLATED				



D00451

ADAPTER ASSEMBLY - GLEANER (TRANSVERSE)

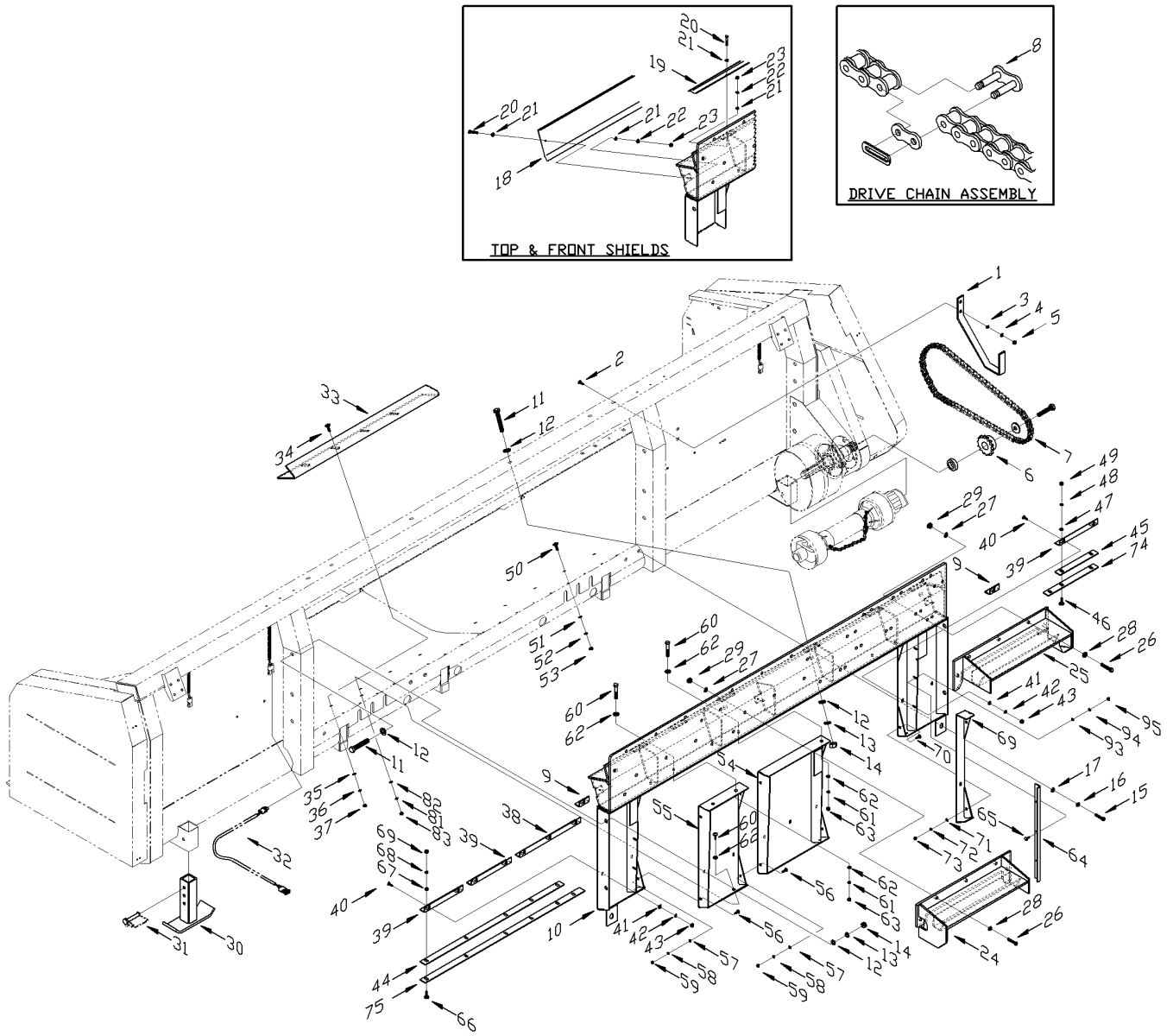
ADAPTER GLEANER (TRANSVERSE)

ITEM No.	QTY	PMF PART No.	DESCRIPTION
1	1	07-21034-00	ADAPTER FRAME AGCO 2000
2	1	07-21053-00	SHIELD
3	1	07-21061-00	TOP SHIELD AGCO ADAPTER
4	1	07-21035-00	MOUNTING BRACKET L.H.
5	1	07-21036-00	MOUNTING BRACKET R.H.
6	1	07-21057-00	LOWER STRPR BAR GLEANER R62/72
6	1	07-21054-00	LOWER STRPR BAR R.H.8680/C62 (Not Shown)
7	1	07-21047-00	STRIPPER BAR BRKT R 62/72
8	3	07-21049-00	STRIPPER BAR BRACKET 8680
9	1	07-21052-00	STRIPPER BAR GLEANER R62/72
10	1	07-21050-00	STRIPPER BAR 8680
11	1	07-21046-00	FACE SHIELD EXT. L.H. R62/72
12	1	07-21044-00	FACE SHIELD EXT. 8780 L.H.
13	2	07-21075-00	FILLER PLATE - AGCO ADAPTER
14	1	07-21091-00	FACE SHIELD EXT. AGCO R.H.
14	1	07-21090-00	FACE SHIELD EXT. AGCO L.H.
15	1	07-21092-00	STRIPPER BAR XTENDED, 8680/C62
16	1	07-21094-00	STRIPPER BAR XTENDED, R62/72
17	6	31-51106-01	M6X1X20 CARRIAGE BOLT, PLATED
18	38	31-51108-05	M8X1.25X25 CARRIAGE BOLT PLTD
19	6	31-51106-08	BOLT M6x1x20 HEX HD CI 8.8 PL
20	2	07-21095-00	STRIPPER BAR BRKT, AGCO EXT.
21	10	31-51112-03	M12X1.75X35 HX HD BOLT PLT 8.8
22	7	31-51112-08	M12X1.75X25 BTN HD SCT GR10.9
23	18	31-51306-02	M6 FLAT WASHER PLATED
24	38	31-51308-02	M8 FLAT WASHER PLATED
25	26	31-51312-02	M12 FLAT WASHER PLATED
26	16	31-51316-02	M16 FLAT WASHER PLATED
27	12	31-51306-01	M6 LOCK WASHER PLATED
28	38	31-51308-01	M8 LOCK WASHER PLATED
29	19	31-51312-01	M12 LOCK WASHER PLATED
30	8	31-51316-01	M16 LOCK WASHER PLATED
31	8	31-51116-04	M16X2X120 HX HD BOLT PLTD G8.8
32	38	31-51208-01	M8 X 1.25 HEX NUT, CL 8 PLATED
33	17	31-51212-01	M12 X 1.75 HEX NUT CL8 PLATED
34	8	31-51216-01	M16 X 2 HEX NUT, CL 8 PLATED
35	2	31-51112-06	M12X1.75X25 HX HD BOLT PLT 8.8
36	12	31-51206-01	M6 X 1 HEX NUT, CL 8 PLATED

NOT SHOWN:

07-21106-00	KIT CHANGE OVER MF 9690 TO GLR R65/R75
07-21107-00	KIT CHANGE OVER MF 9790 TO GLR R65/R75

SECTION F - HEADER



D00567

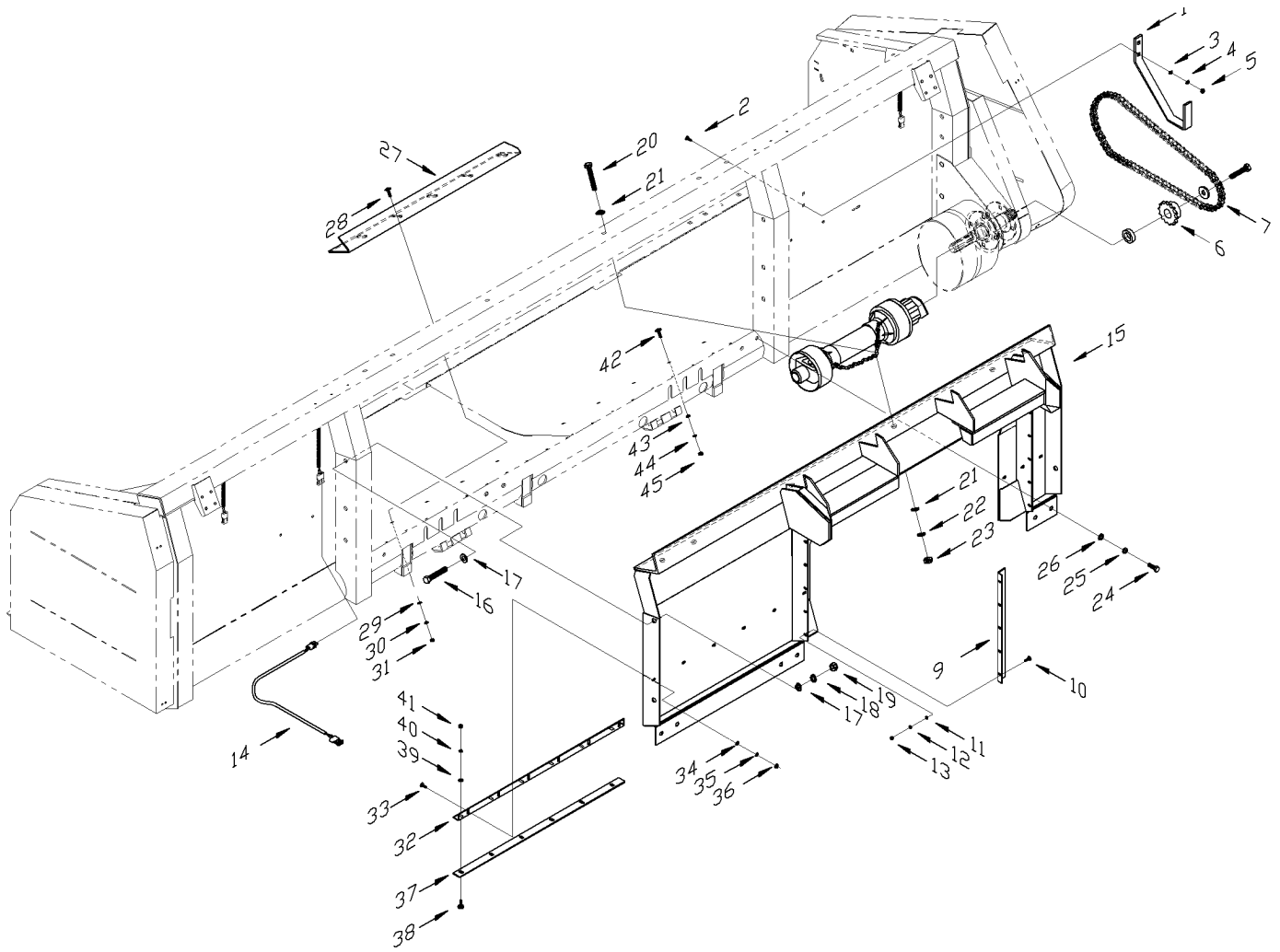
ADAPTER - AGCO R62/R72

SECTION F - HEADER

F-60

ADAPTER - AGCO R62/R72

ITEM No.	QTY	PMF PART No.	DESCRIPTION	ITEM No.	QTY	PMF PART No.	DESCRIPTION
1	1	07-10093-00	DRIVE SHAFT STORAGE BRACKET JD	51	2	31-51308-02	M8 FLAT WASHER PLATED
2	2	31-51108-05	BOLT M8X1.25X25 CARRIAGE PLTD	52	2	31-51308-01	M8 LOCK WASHER PLATED
3	2	31-51308-02	M8 FLAT WASHER PLATED	53	2	31-51208-01	M8 X 1.25 HEX NUT, CL 8 PLATED
4	2	31-51308-01	M8 LOCK WASHER PLATED	54	1	07-21046-00	FACE SHIELD EXT. L.H. R62/72
5	2	31-51208-01	M8 X 1.25 HEX NUT, CL 8 PLATED	55	1	07-21044-00	FACE SHIELD EXT. 8780 L.H.
6	1	07-10079-00	16 TOOTH SPROCKET - GLEANER	56	4	31-51108-05	BOLT M8X1.25X25 CARRIAGE PLTD
7	1	07-10550-00	HEADER DRIVE CHAIN 75C/2015	57	4	31-51308-02	M8 FLAT WASHER PLATED
8	1	31-10406-05	#60 CHAIN CONNECTOR LINK	58	4	31-51308-01	M8 LOCK WASHER PLATED
9	2	07-21095-00	STRIPPER BAR BRKT, AGCO EXT.	59	4	31-51208-01	M8 X 1.25 HEX NUT, CL 8 PLATED
10	1	07-21034-00	ADAPTER FRAME AGCO 2000	60	7	31-51106-08	BOLT M6x1x20 HEX HD CI 8.8 PL
11	8	31-51116-04	M16X2X120 HX HD BOLT PLTD G8.8	61	7	31-51312-01	M12 LOCK WASHER PLATED
12	16	31-51316-02	M16 FLAT WASHER PLATED	62	24	31-51312-02	M12 FLAT WASHER PLATED
13	8	31-51316-01	M16 LOCK WASHER PLATED	63	7	31-51212-01	M12 X 1.75 HEX NUT CL8 PLATED
14	8	31-51216-01	M16 X 2 HEX NUT, CL 8 PLATED	64	2	07-21075-00	FILLER PLATE - AGCO ADAPTER
15	2	31-51112-06	M12X1.75X25 HX HD BOLT PLT 8.8	65	6	31-51106-01	M6X1X20 CARRIAGE BOLT, PLATED
16	2	31-51312-01	M12 LOCK WASHER PLATED	66	6	31-51306-02	M6 FLAT WASHER PLATED
17	2	31-51312-02	M12 FLAT WASHER PLATED	67	6	31-51306-01	M6 LOCK WASHER PLATED
18	1	07-21053-00	SHIELD	68	6	31-51206-01	M6 X 1 HEX NUT, CL 8 PLATED
19	1	07-21061-00	TOP SHIELD AGCO ADAPTER	69	1	07-21091-00	FACE SHIELD EXT. AGCO R.H.
20	6	31-51106-08	BOLT M6x1x20 HEX HD CI 8.8 PL	70	1	07-21090-00	FACE SHIELD EXT. AGCO L.H.
21	12	31-51306-02	M6 FLAT WASHER PLATED	71	4	31-51108-05	BOLT M8X1.25X25 CARRIAGE PLTD
22	6	31-51306-01	M6 LOCK WASHER PLATED	72	4	31-51308-02	M8 FLAT WASHER PLATED
23	6	31-51206-01	M6 X 1 HEX NUT, CL 8 PLATED	73	4	31-51308-01	M8 LOCK WASHER PLATED
24	1	07-21035-00	MOUNTING BRACKET L.H.	74	4	31-51208-01	M8 X 1.25 HEX NUT, CL 8 PLATED
25	1	07-21036-00	MOUNTING BRACKET R.H.	75	1	07-21092-00	STRIPPER BAR XTENDED, 8680/C62
26	10	31-51112-03	M12X1.75X35 HX HD BOLT PLT 8.8			07-21094-00	STRIPPER BAR XTENDED, R62/72
27	10	31-51312-01	M12 LOCK WASHER PLATED				
28	10	31-51312-02	M12 FLAT WASHER PLATED				
29	10	31-51212-01	M12 X 1.75 HEX NUT CL8 PLATED				
30	2	07-21037-00	HEADER STAND				
31	2	31-10610-01	3/8 X 2 1/2 SQU. LOCK PIN				
32	1	07-21071-00	WIRING HARNESS ADAPTER AGCO				
33	1	07-21057-00	LOWER STRPR BAR GLEANER R62/72				
	1	07-21054-00	LOWER STRPR BAR R.H.8680/C62				
34	6	31-51108-05	BOLT M8X1.25X25 CARRIAGE PLTD				
35	6	31-51308-02	M8 FLAT WASHER PLATED				
36	6	31-51308-01	M8 LOCK WASHER PLATED				
37	6	31-51208-01	M8 X 1.25 HEX NUT, CL 8 PLATED				
38	1	07-21047-00	STRIPPER BAR BRKT R 62/72				
39	3	07-21049-00	STRIPPER BAR BRACKET 8680				
40	11	31-51108-05	BOLT M8X1.25X25 CARRIAGE PLTD				
41	11	31-51308-02	M8 FLAT WASHER PLATED				
42	11	31-51308-01	M8 LOCK WASHER PLATED				
43	11	31-51208-01	M8 X 1.25 HEX NUT, CL 8 PLATED				
44	1	07-21052-00	STRIPPER BAR GLEANER R62/72				
45	1	07-21050-00	STRIPPER BAR 8680				
46	9	31-51108-05	BOLT M8X1.25X25 CARRIAGE PLTD				
47	9	31-51308-02	M8 FLAT WASHER PLATED				
48	9	31-51308-01	M8 LOCK WASHER PLATED				
49	9	31-51208-01	M8 X 1.25 HEX NUT, CL 8 PLATED				
50	2	31-51108-05	BOLT M8X1.25X25 CARRIAGE PLTD				



D00562

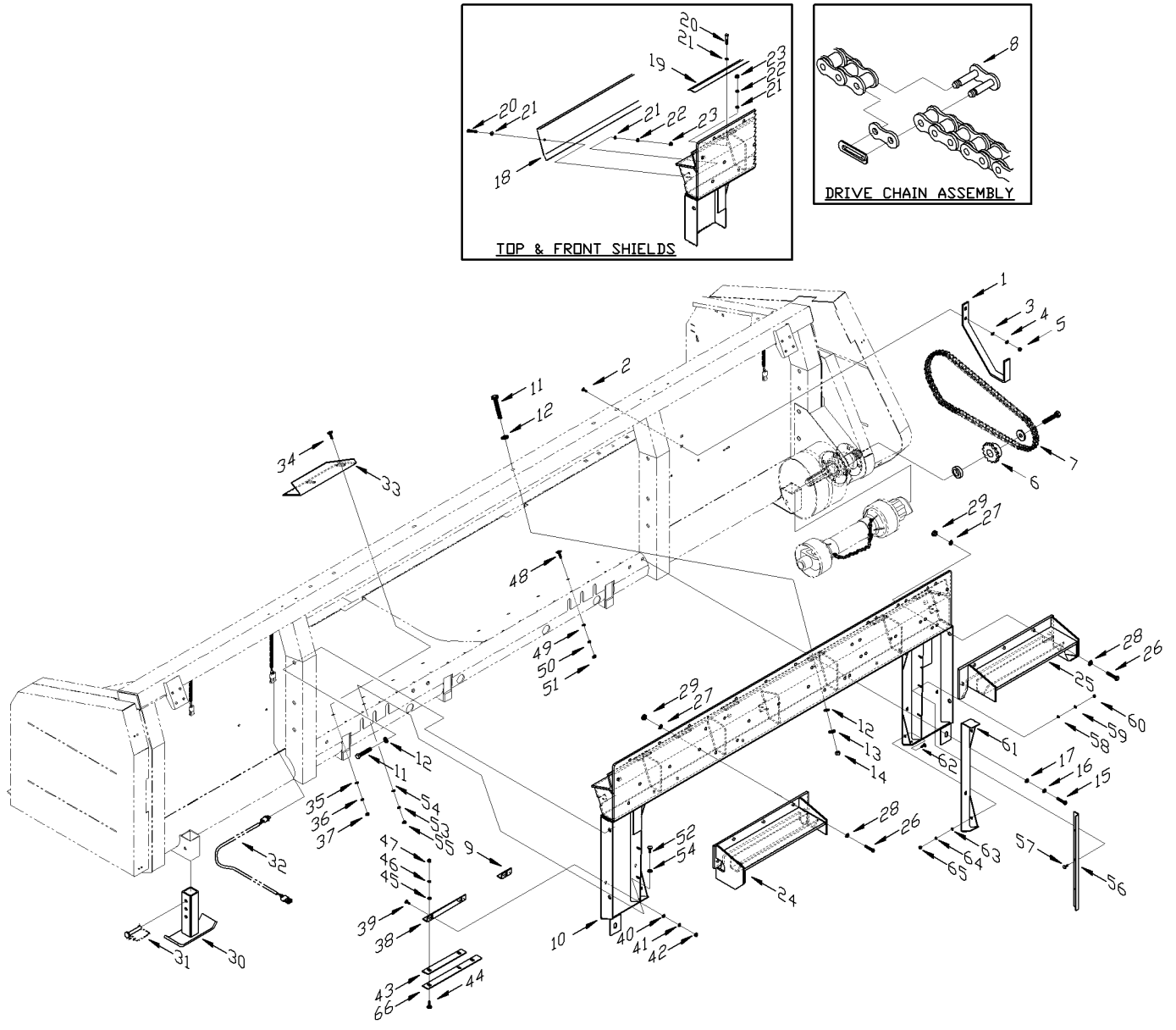
ADAPTER - AGCO R62/R72
(S/N: 13H-99001 – 13H-99099) (S/N: 15H-99001 – 15H-99099)

SECTION F - HEADER

F-62

ADAPTER - AGCO R62/R72 (S/N: 13H-99001 – 13H-99099) (S/N: 15H-99001 – 15H-99099)

ITEM No.	QTY	PMF PART No.	DESCRIPTION	ITEM No.	QTY	PMF PART No.	DESCRIPTION
1	1	07-10093-00	DRIVE SHAFT STORAGE BRACKET JD	42	1	31-51108-05	BOLT M8X1.25X25 CARRIAGE PLTD
2	2	31-51108-05	BOLT M8X1.25X25 CARRIAGE PLTD	43	1	31-51308-02	M8 FLAT WASHER PLATED
3	2	31-51308-02	M8 FLAT WASHER PLATED	44	1	31-51308-01	M8 LOCK WASHER PLATED
4	2	31-51308-01	M8 LOCK WASHER PLATED	45	1	31-51208-01	M8 X 1.25 HEX NUT, CL 8 PLATED
5	2	31-51208-01	M8 X 1.25 HEX NUT, CL 8 PLATED				
6	1	07-10079-00	16 TOOTH SPROCKET - GLEANER				
7	1	07-10550-00	HEADER DRIVE CHAIN 75C/2015				
8	1	31-10406-05	#60 CHAIN CONNECTOR LINK				
9	2	07-21310-00	FILLER PLATE-GLEANER R62/72				
10	10	31-51106-01	M6X1X20 CARRIAGE BOLT, PLATED				
11	10	31-51306-02	M6 FLAT WASHER PLATED				
12	10	31-51306-01	M6 LOCK WASHER PLATED				
13	10	31-51206-01	M6 X 1 HEX NUT, CL 8 PLATED				
14	1	07-21312-00	4000 HDR BASE MF 13' C/W 12M				
			Replaced w/ 07-10271-00				
15	1	07-21302-00	ADAPTER FRAME R62/R72				
			Replaced w/ 07-21034-00				
			(See 2001 Model for Mating Parts)				
16	4	31-51116-04	M16X2X120 HX HD BOLT PLTD G8.8				
17	8	31-51316-02	M16 FLAT WASHER PLATED				
18	4	31-51316-01	M16 LOCK WASHER PLATED				
19	4	31-51216-01	M16 X 2 HEX NUT, CL 8 PLATED				
20	4	31-51116-04	M16X2X120 HX HD BOLT PLTD G8.8				
21	8	31-51316-02	M16 FLAT WASHER PLATED				
22	4	31-51316-01	M16 LOCK WASHER PLATED				
23	4	31-51216-01	M16 X 2 HEX NUT, CL 8 PLATED				
24	6	31-51112-06	M12X1.75X25 HX HD BOLT PLT 8.8				
25	6	31-51312-01	M12 LOCK WASHER PLATED				
26	6	31-51312-02	M12 FLAT WASHER PLATED				
27	1	07-21308-00	LOWER STRP BAR LH-GLNR R62/72				
		07-21309-00	LOWER STRP BAR RH-GLNR R62/72				
28	7	31-51108-05	BOLT M8X1.25X25 CARRIAGE PLTD				
29	7	31-51308-02	M8 FLAT WASHER PLATED				
30	7	31-51308-01	M8 LOCK WASHER PLATED				
31	7	31-51208-01	M8 X 1.25 HEX NUT, CL 8 PLATED				
32	1	07-21304-00	UPR STRP BAR BRKT LH-GL R62/72				
		07-21305-00	UPR STRP BAR BRKT RH-GL R62/72				
33	9	31-51108-05	BOLT M8X1.25X25 CARRIAGE PLTD				
34	9	31-51308-02	M8 FLAT WASHER PLATED				
35	9	31-51308-01	M8 LOCK WASHER PLATED				
36	9	31-51208-01	M8 X 1.25 HEX NUT, CL 8 PLATED				
37	1	07-21306-00	UPPER STRP BAR LH-GLEAN R62/72				
		07-21307-00	UPPER STRP BAR RH-GLEAN R62/72				
38	9	31-51108-05	BOLT M8X1.25X25 CARRIAGE PLTD				
39	9	31-51308-02	M8 FLAT WASHER PLATED				
40	9	31-51308-01	M8 LOCK WASHER PLATED				
41	9	31-51208-01	M8 X 1.25 HEX NUT, CL 8 PLATED				



D00563

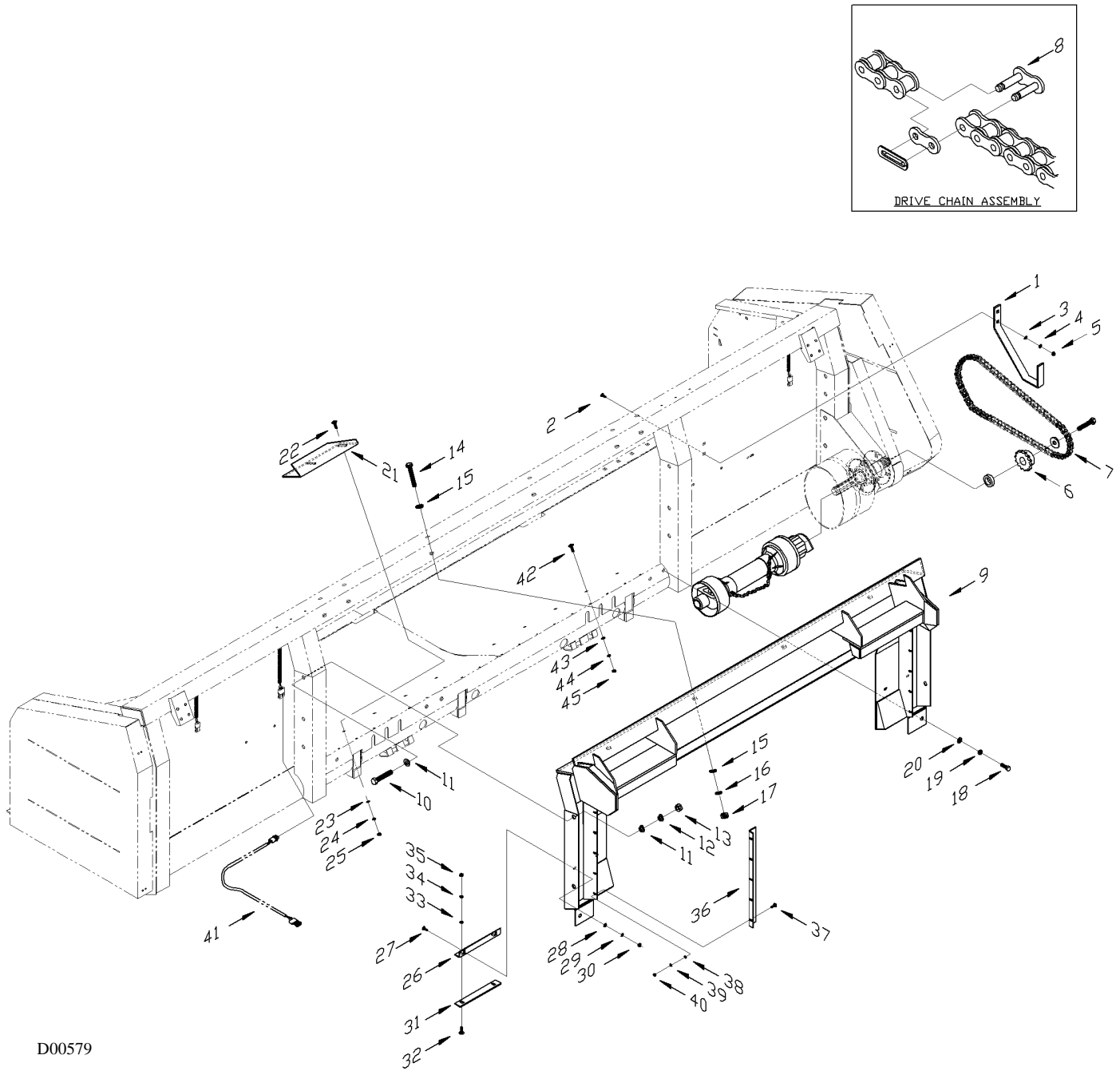
ADAPTER - AGCO 8680/C62

SECTION F - HEADER

F-64

ADAPTER - AGCO 8680/C62

ITEM No.	QTY	PMF PART No.	DESCRIPTION	ITEM No.	QTY	PMF PART No.	DESCRIPTION
1	1	07-10093-00	DRIVE SHAFT STORAGE BRACKET JD	47	6	31-51208-01	M8 X 1.25 HEX NUT, CL 8 PLATED
2	2	31-51108-05	BOLT M8X1.25X25 CARRIAGE PLTD	48	4	31-51108-05	BOLT M8X1.25X25 CARRIAGE PLTD
3	2	31-51308-02	M8 FLAT WASHER PLATED	49	4	31-51308-02	M8 FLAT WASHER PLATED
4	2	31-51308-01	M8 LOCK WASHER PLATED	50	4	31-51308-01	M8 LOCK WASHER PLATED
5	2	31-51208-01	M8 X 1.25 HEX NUT, CL 8 PLATED	51	4	31-51208-01	M8 X 1.25 HEX NUT, CL 8 PLATED
6	1	07-10079-00	16 TOOTH SPROCKET - GLEANER	52	2	31-51112-08	M12X1.75X25 BTN HD SCT GR10.9
7	1	07-10550-00	HEADER DRIVE CHAIN 75C/2015	53	2	31-51312-01	M12 LOCK WASHER PLATED
8	1	31-10406-05	#60 CHAIN CONNECTOR LINK	54	4	31-51312-02	M12 FLAT WASHER PLATED
9	2	07-21095-00	STRIPPER BAR BRKT, AGCO EXT.	55	2	31-51212-01	M12 X 1.75 HEX NUT CL8 PLATED
10	1	07-21034-00	ADAPTER FRAME AGCO 2000	56	2	07-21075-00	FILLER PLATE - AGCO ADAPTER
11	8	31-51116-04	M16X2X120 HX HD BOLT PLTD G8.8	57	6	31-51106-01	M6X1X20 CARRIAGE BOLT, PLATED
12	16	31-51316-02	M16 FLAT WASHER PLATED	58	6	31-51306-02	M6 FLAT WASHER PLATED
13	8	31-51316-01	M16 LOCK WASHER PLATED	59	6	31-51306-01	M6 LOCK WASHER PLATED
14	8	31-51216-01	M16 X 2 HEX NUT, CL 8 PLATED	60	6	31-51206-01	M6 X 1 HEX NUT, CL 8 PLATED
15	2	31-51112-06	M12X1.75X25 HX HD BOLT PLT 8.8	61	1	07-21091-00	FACE SHIELD EXT. AGCO R.H.
16	2	31-51312-01	M12 LOCK WASHER PLATED		1	07-21090-00	FACE SHIELD EXT. AGCO L.H.
17	2	31-51312-02	M12 FLAT WASHER PLATED	62	4	31-51108-05	BOLT M8X1.25X25 CARRIAGE PLTD
18	1	07-21053-00	SHIELD	63	4	31-51308-02	M8 FLAT WASHER PLATED
19	1	07-21061-00	TOP SHIELD AGCO ADAPTER	64	4	31-51308-01	M8 LOCK WASHER PLATED
20	6	31-51106-08	BOLT M6x1x20 HEX HD Cl 8.8 PL	65	4	31-51208-01	M8 X 1.25 HEX NUT, CL 8 PLATED
21	12	31-51306-02	M6 FLAT WASHER PLATED	66	2	07-21092-00	STRIPPER BAR XTENDED, 8680/C62
22	6	31-51306-01	M6 LOCK WASHER PLATED				
23	6	31-51206-01	M6 X 1 HEX NUT, CL 8 PLATED				
24	1	07-21035-00	MOUNTING BRACKET L.H.				
25	1	07-21036-00	MOUNTING BRACKET R.H.				
26	10	31-51112-03	M12X1.75X35 HX HD BOLT PLT 8.8				
27	10	31-51312-01	M12 LOCK WASHER PLATED				
28	10	31-51312-02	M12 FLAT WASHER PLATED				
29	10	31-51212-01	M12 X 1.75 HEX NUT CL8 PLATED				
30	2	07-21037-00	HEADER STAND				
31	2	31-10610-01	3/8 X 2 1/2 SQU. LOCK PIN				
32	1	07-21071-00	WIRING HARNESS ADAPTER AGCO				
33	1	07-21058-00	LOWER STRPR BAR L.H. 8680/C62				
	1	07-21054-00	LOWER STRPR BAR R.H.8680/C62				
34	4	31-51108-05	BOLT M8X1.25X25 CARRIAGE PLTD				
35	4	31-51308-02	M8 FLAT WASHER PLATED				
36	4	31-51308-01	M8 LOCK WASHER PLATED				
37	4	31-51208-01	M8 X 1.25 HEX NUT, CL 8 PLATED				
38	2	07-21049-00	STRIPPER BAR BRACKET 8680				
39	6	31-51108-05	BOLT M8X1.25X25 CARRIAGE PLTD				
40	6	31-51308-02	M8 FLAT WASHER PLATED				
41	6	31-51308-01	M8 LOCK WASHER PLATED				
42	6	31-51208-01	M8 X 1.25 HEX NUT, CL 8 PLATED				
43	2	07-21050-00	STRIPPER BAR 8680				
44	6	31-51108-05	BOLT M8X1.25X25 CARRIAGE PLTD				
45	6	31-51308-02	M8 FLAT WASHER PLATED				
46	6	31-51308-01	M8 LOCK WASHER PLATED				



D00579

ADAPTER - AGCO 8680/C62
(S/N: 13H-99001 – 13H-99099) (S/N: 15H-99001 – 15H-99099)

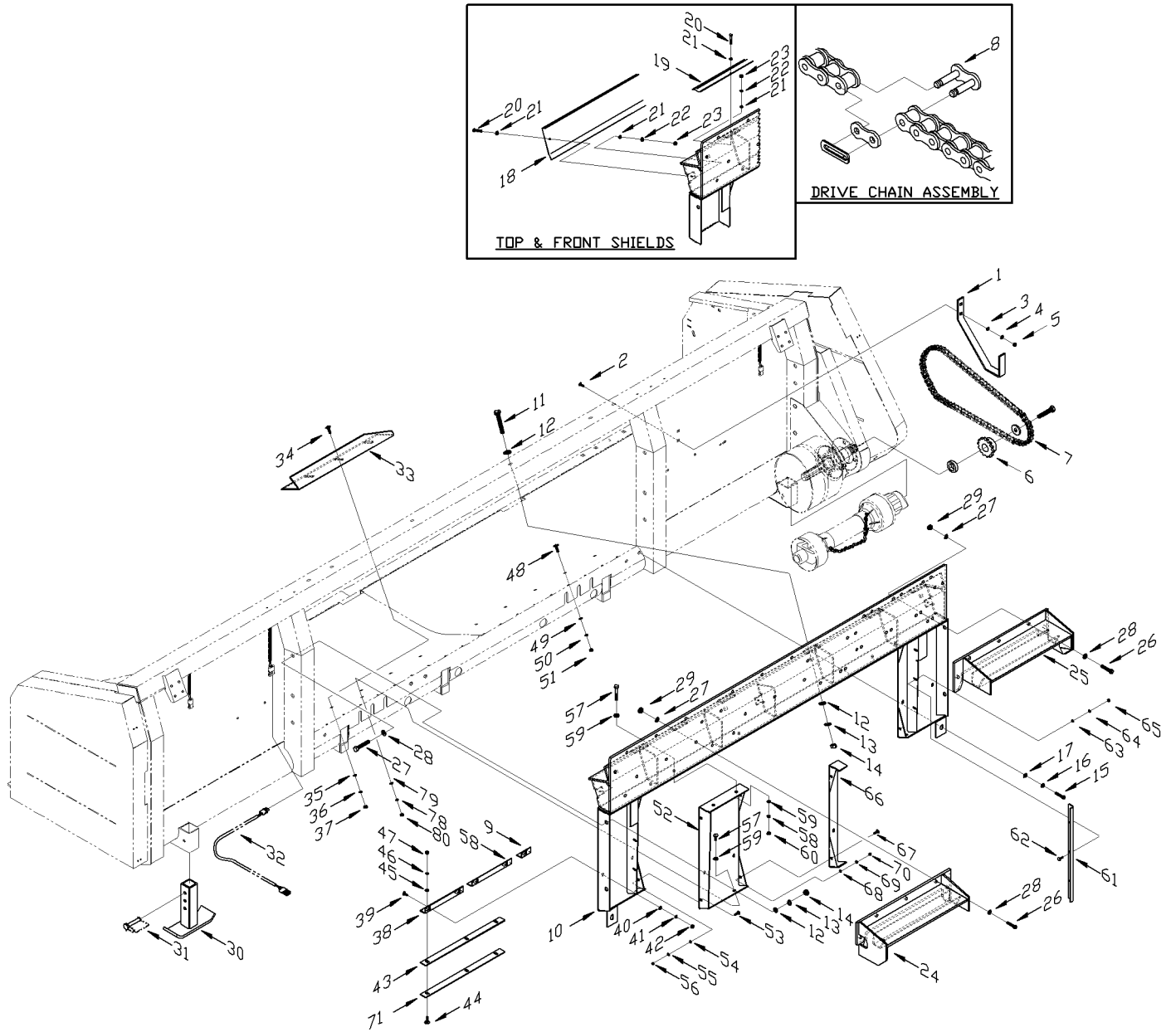
SECTION F - HEADER

F-66

ADAPTER - AGCO 8680/C62 (S/N: 13H-99001 – 13H-99099) (S/N: 15H-99001 – 15H-99099)

ITEM No.	QTY	PMF PART No.	DESCRIPTION	ITEM No.	QTY	PMF PART No.	DESCRIPTION
1	1	07-10093-00	DRIVE SHAFT STORAGE BRACKET JD	42	4	31-51108-05	BOLT M8X1.25X25 CARRIAGE PLTD
2	2	31-51108-05	BOLT M8X1.25X25 CARRIAGE PLTD	43	4	31-51308-02	M8 FLAT WASHER PLATED
3	2	31-51308-02	M8 FLAT WASHER PLATED	44	4	31-51308-01	M8 LOCK WASHER PLATED
4	2	31-51308-01	M8 LOCK WASHER PLATED	45	4	31-51208-01	M8 X 1.25 HEX NUT, CL 8 PLATED
5	2	31-51208-01	M8 X 1.25 HEX NUT, CL 8 PLATED				
6	1	07-10079-00	16 TOOTH SPROCKET - GLEANER				
7	1	07-10550-00	HEADER DRIVE CHAIN 75C/2015				
8	1	31-10406-05	#60 CHAIN CONNECTOR LINK				
9	1	07-21008-00	MF 8680 GLEANER C62 APAPT FRAM Replaced w/ 07-21034-00 (See 2001 Model for Mating Parts)				
10	4	31-51116-04	M16X2X120 HX HD BOLT PLTD G8.8				
11	8	31-51316-02	M16 FLAT WASHER PLATED				
12	4	31-51316-01	M16 LOCK WASHER PLATED				
13	4	31-51216-01	M16 X 2 HEX NUT, CL 8 PLATED				
14	4	31-51116-04	M16X2X120 HX HD BOLT PLTD G8.8				
15	8	31-51316-02	M16 FLAT WASHER PLATED				
16	4	31-51316-01	M16 LOCK WASHER PLATED				
17	4	31-51216-01	M16 X 2 HEX NUT, CL 8 PLATED				
18	6	31-51112-06	M12X1.75X25 HX HD BOLT PLT 8.8				
19	6	31-51312-01	M12 LOCK WASHER PLATED				
20	6	31-51312-02	M12 FLAT WASHER PLATED				
21	1	07-21014-00	LOWER STRIPPER BAR MF 8680 LH				
	1	07-21015-00	LOWER STRIPPER BAR MF 8680 RH				
22	7	31-51108-05	BOLT M8X1.25X25 CARRIAGE PLTD				
23	7	31-51308-02	M8 FLAT WASHER PLATED				
24	7	31-51308-01	M8 LOCK WASHER PLATED				
25	7	31-51208-01	M8 X 1.25 HEX NUT, CL 8 PLATED				
26	1	07-21012-00	UPPER STRIP. BAR BRKT MF 8680				
27	9	31-51108-05	BOLT M8X1.25X25 CARRIAGE PLTD				
28	9	31-51308-02	M8 FLAT WASHER PLATED				
29	9	31-51308-01	M8 LOCK WASHER PLATED				
30	9	31-51208-01	M8 X 1.25 HEX NUT, CL 8 PLATED				
31	1	07-21013-00	UPPER STRIPPER BAR MF 8680				
32	9	31-51108-05	BOLT M8X1.25X25 CARRIAGE PLTD				
33	9	31-51308-02	M8 FLAT WASHER PLATED				
34	9	31-51308-01	M8 LOCK WASHER PLATED				
35	9	31-51208-01	M8 X 1.25 HEX NUT, CL 8 PLATED				
36	2	07-20514-00	FILLER PLATE CASE IH ADAPTOR				
37	10	31-51106-01	M6X1X20 CARRIAGE BOLT, PLATED				
38	10	31-51306-02	M6 FLAT WASHER PLATED				
39	10	31-51306-01	M6 LOCK WASHER PLATED				
40	10	31-51206-01	M6 X 1 HEX NUT, CL 8 PLATED				
41	1	07-21312-00	4000 HDR BASE MF 13' C/W 12M Replaced w/ 07-10271-00				

SECTION F - HEADER



D00580

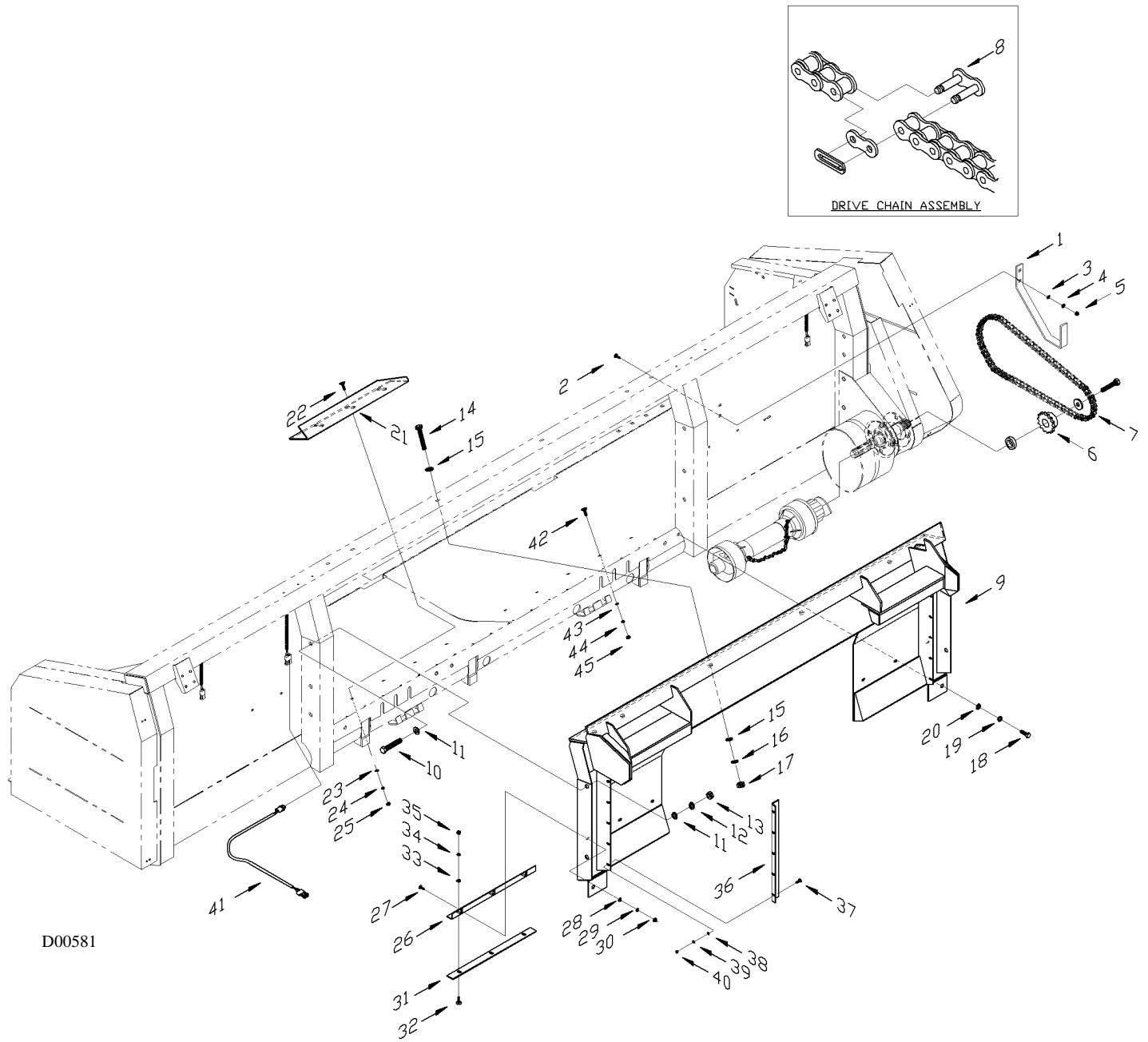
ADAPTER - AGCO 8780/9690 (44" Opening)

SECTION F - HEADER

F-68

ADAPTER - AGCO 8780

ITEM No.	QTY	PMF PART No.	DESCRIPTION	ITEM No.	QTY	PMF PART No.	DESCRIPTION
1	1	07-10093-00	DRIVE SHAFT STORAGE BRACKET JD	46	8	31-51308-01	M8 LOCK WASHER PLATED
2	2	31-51108-05	BOLT M8X1.25X25 CARRIAGE PLTD	47	8	31-51208-01	M8 X 1.25 HEX NUT, CL 8 PLATED
3	2	31-51308-02	M8 FLAT WASHER PLATED	48	2	31-51108-05	BOLT M8X1.25X25 CARRIAGE PLTD
4	2	31-51308-01	M8 LOCK WASHER PLATED	49	2	31-51308-02	M8 FLAT WASHER PLATED
5	2	31-51208-01	M8 X 1.25 HEX NUT, CL 8 PLATED	50	2	31-51308-01	M8 LOCK WASHER PLATED
6	1	07-10079-00	16 TOOTH SPROCKET - GLEANER	51	2	31-51208-01	M8 X 1.25 HEX NUT, CL 8 PLATED
7	1	07-10550-00	HEADER DRIVE CHAIN 75C/2015	52	1	07-21044-00	FACE SHIELD EXT. 8780 L.H.
8	1	31-10406-05	#60 CHAIN CONNECTOR LINK	1	1	07-21045-00	FACE SHIELD EXT. 8780 R.H.
9	2	07-21095-00	STRIPPER BAR BRKT, AGCO EXT.	53	4	31-51108-05	BOLT M8X1.25X25 CARRIAGE PLTD
10	1	07-21034-00	ADAPTER FRAME AGCO 2000	54	4	31-51308-02	M8 FLAT WASHER PLATED
11	8	31-51116-04	M16X2X120 HX HD BOLT PLTD G8.8	55	4	31-51308-01	M8 LOCK WASHER PLATED
12	16	31-51316-02	M16 FLAT WASHER PLATED	56	4	31-51208-01	M8 X 1.25 HEX NUT, CL 8 PLATED
13	8	31-51316-01	M16 LOCK WASHER PLATED	57	8	31-51112-06	M12X1.75X25 HX HD BOLT PLT 8.8
14	8	31-51216-01	M16 X 2 HEX NUT, CL 8 PLATED	58	8	31-51312-01	M12 LOCK WASHER PLATED
15	2	31-51112-06	M12X1.75X25 HX HD BOLT PLT 8.8	59	16	31-51312-02	M12 FLAT WASHER PLATED
16	2	31-51312-01	M12 LOCK WASHER PLATED	60	8	31-51212-01	M12 X 1.75 HEX NUT CL8 PLATED
17	2	31-51312-02	M12 FLAT WASHER PLATED	61	2	07-21075-00	FILLER PLATE - AGCO ADAPTER
18	1	07-21053-00	SHIELD	62	6	31-51106-01	M6X1X20 CARRIAGE BOLT, PLATED
19	1	07-21061-00	TOP SHIELD AGCO ADAPTER	63	6	31-51306-02	M6 FLAT WASHER PLATED
20	6	31-51106-08	BOLT M6x1x20 HEX HD CI 8.8 PL	64	6	31-51306-01	M6 LOCK WASHER PLATED
21	12	31-51306-02	M6 FLAT WASHER PLATED	65	6	31-51206-01	M6 X 1 HEX NUT, CL 8 PLATED
22	6	31-51306-01	M6 LOCK WASHER PLATED	66	1	07-21091-00	FACE SHIELD EXT. AGCO R.H.
23	6	31-51206-01	M6 X 1 HEX NUT, CL 8 PLATED	1	1	07-21090-00	FACE SHIELD EXT. AGCO L.H.
24	1	07-21035-00	MOUNTING BRACKET L.H.	67	4	31-51108-05	BOLT M8X1.25X25 CARRIAGE PLTD
25	1	07-21036-00	MOUNTING BRACKET R.H.	68	4	31-51308-02	M8 FLAT WASHER PLATED
26	10	31-51112-03	M12X1.75X35 HX HD BOLT PLT 8.8	69	4	31-51308-01	M8 LOCK WASHER PLATED
27	10	31-51312-01	M12 LOCK WASHER PLATED	70	4	31-51208-01	M8 X 1.25 HEX NUT, CL 8 PLATED
28	10	31-51312-02	M12 FLAT WASHER PLATED	71	2	07-21093-00	STRIPPER BAR XTENDED, 8780
29	10	31-51212-01	M12 X 1.75 HEX NUT CL8 PLATED				
30	2	07-21037-00	HEADER STAND				
31	2	31-10610-01	3/8 X 2 1/2 SQU. LOCK PIN				
32	1	07-21071-00	WIRING HARNESS ADAPTER AGCO				
33	1	07-21055-00	LOWER STRPR BAR L.H. 8780				
	1	07-21056-00	LOWER STRPR BAR R.H. 8780				
34	6	31-51108-05	BOLT M8X1.25X25 CARRIAGE PLTD				
35	6	31-51308-02	M8 FLAT WASHER PLATED				
36	6	31-51308-01	M8 LOCK WASHER PLATED				
37	6	31-51208-01	M8 X 1.25 HEX NUT, CL 8 PLATED				
38	4	07-21049-00	STRIPPER BAR BRACKET 8680				
39	10	31-51108-05	BOLT M8X1.25X25 CARRIAGE PLTD				
40	10	31-51308-02	M8 FLAT WASHER PLATED				
41	10	31-51308-01	M8 LOCK WASHER PLATED				
42	10	31-51208-01	M8 X 1.25 HEX NUT, CL 8 PLATED				
43	2	07-21051-00	SRIPPER BAR 8780				
44	8	31-51108-05	BOLT M8X1.25X25 CARRIAGE PLTD				
45	8	31-51308-02	M8 FLAT WASHER PLATED				



D00581

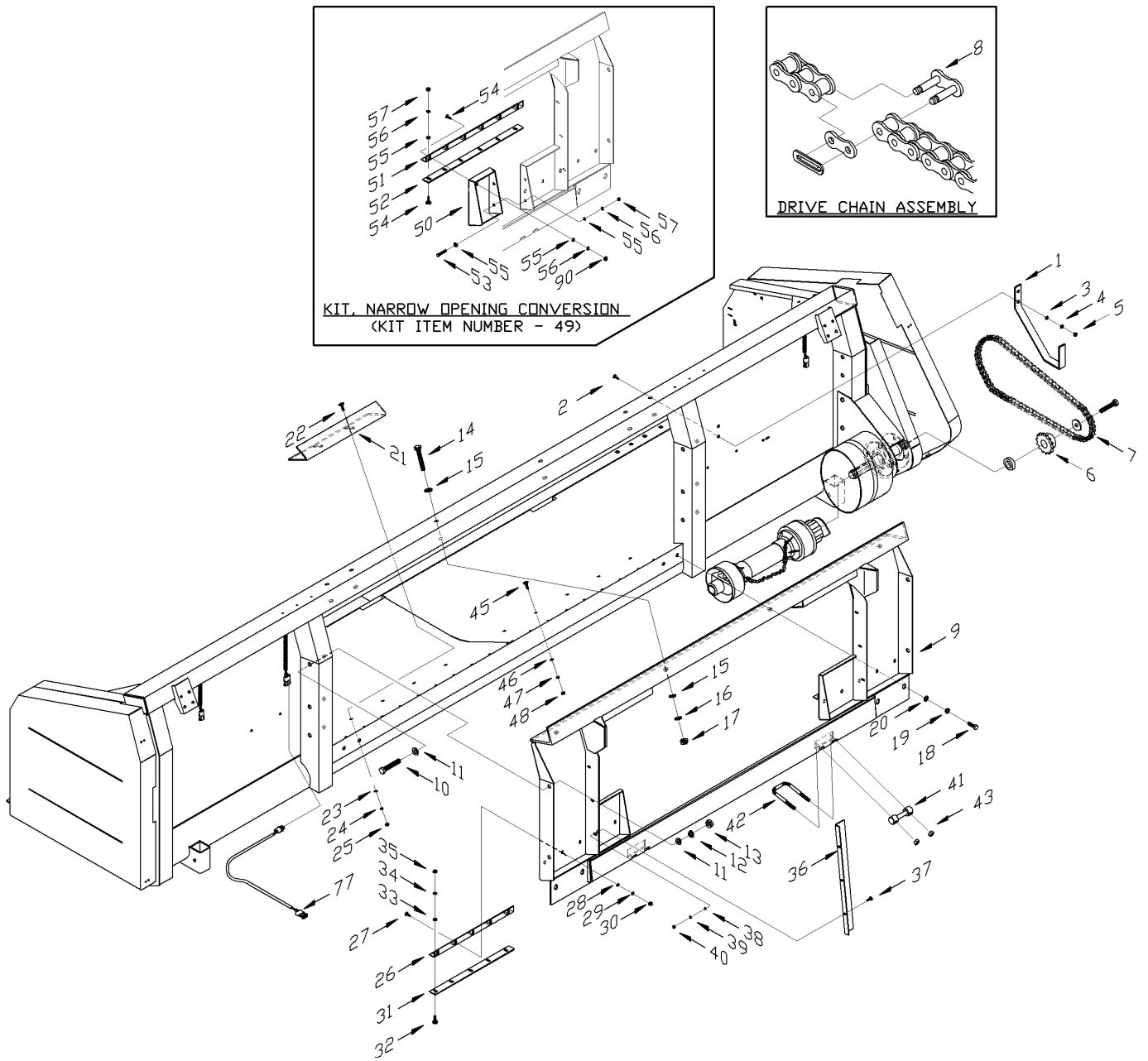
ADAPTER - AGCO 8780
(S/N: 13H-99001 – 13H-99099) (S/N: 15H-99001 – 15H-99099)

SECTION F - HEADER

F-70

ADAPTER - AGCO 8780 (S/N: 13H-99001 – 13H-99099) (S/N: 15H-99001 – 15H-99099)

ITEM No.	QTY	PMF PART No.	DESCRIPTION	ITEM No.	QTY	PMF PART No.	DESCRIPTION
1	1	07-10093-00	DRIVE SHAFT STORAGE BRACKET JD	41	1	07-21312-00	4000 HDR BASE MF 13' C/W 12M
2	2	31-51108-05	BOLT M8X1.25X25 CARRIAGE PLTD				Replaced w/ 07-10271-00
3	2	31-51308-02	M8 FLAT WASHER PLATED	42	4	31-51108-05	BOLT M8X1.25X25 CARRIAGE PLTD
4	2	31-51308-01	M8 LOCK WASHER PLATED	43	4	31-51308-02	M8 FLAT WASHER PLATED
5	2	31-51208-01	M8 X 1.25 HEX NUT, CL 8 PLATED	44	4	31-51308-01	M8 LOCK WASHER PLATED
6	1	07-10079-00	16 TOOTH SPROCKET - GLEANER	45	4	31-51208-01	M8 X 1.25 HEX NUT, CL 8 PLATED
7	1	07-10550-00	HEADER DRIVE CHAIN 75C/2015				
8	1	31-10406-05	#60 CHAIN CONNECTOR LINK				
9	1	07-21009-00	MF 8780 ADAPTER FRAME				
			Replaced w/ 07-21034-00				
			(See 2001 Model for Mating Parts)				
10	4	31-51116-04	M16X2X120 HX HD BOLT PLTD G8.8				
11	8	31-51316-02	M16 FLAT WASHER PLATED				
12	4	31-51316-01	M16 LOCK WASHER PLATED				
13	4	31-51216-01	M16 X 2 HEX NUT, CL 8 PLATED				
14	4	31-51116-04	M16X2X120 HX HD BOLT PLTD G8.8				
15	8	31-51316-02	M16 FLAT WASHER PLATED				
16	4	31-51316-01	M16 LOCK WASHER PLATED				
17	4	31-51216-01	M16 X 2 HEX NUT, CL 8 PLATED				
18	6	31-51112-06	M12X1.75X25 HX HD BOLT PLT 8.8				
19	6	31-51312-01	M12 LOCK WASHER PLATED				
20	6	31-51312-02	M12 FLAT WASHER PLATED				
21	1	07-21018-00	LOWER STRIPPER BAR MF 8780 LH				
	1	07-21019-00	LOWER STRIPPER BAR MF 8780 RH				
22	7	31-51108-05	BOLT M8X1.25X25 CARRIAGE PLTD				
23	7	31-51308-02	M8 FLAT WASHER PLATED				
24	7	31-51308-01	M8 LOCK WASHER PLATED				
25	7	31-51208-01	M8 X 1.25 HEX NUT, CL 8 PLATED				
26	1	07-21016-00	UPPER STRIP. BAR BRKT MF 8780				
27	9	31-51108-05	BOLT M8X1.25X25 CARRIAGE PLTD				
28	9	31-51308-02	M8 FLAT WASHER PLATED				
29	9	31-51308-01	M8 LOCK WASHER PLATED				
30	9	31-51208-01	M8 X 1.25 HEX NUT, CL 8 PLATED				
31	1	07-21017-00	UPER STRIPPER BAR MF 8780				
32	9	31-51108-05	BOLT M8X1.25X25 CARRIAGE PLTD				
33	9	31-51308-02	M8 FLAT WASHER PLATED				
34	9	31-51308-01	M8 LOCK WASHER PLATED				
35	9	31-51208-01	M8 X 1.25 HEX NUT, CL 8 PLATED				
36	2	07-21310-00	FILLER PLATE-GLEANER R62/72				
37	10	31-51106-01	M6X1X20 CARRIAGE BOLT, PLATED				
38	10	31-51306-02	M6 FLAT WASHER PLATED				
39	10	31-51306-01	M6 LOCK WASHER PLATED				
40	10	31-51206-01	M6 X 1 HEX NUT, CL 8 PLATED				



D00582

ADAPTER - CASE 2188/2166

SECTION F - HEADER

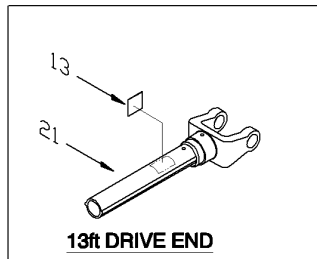
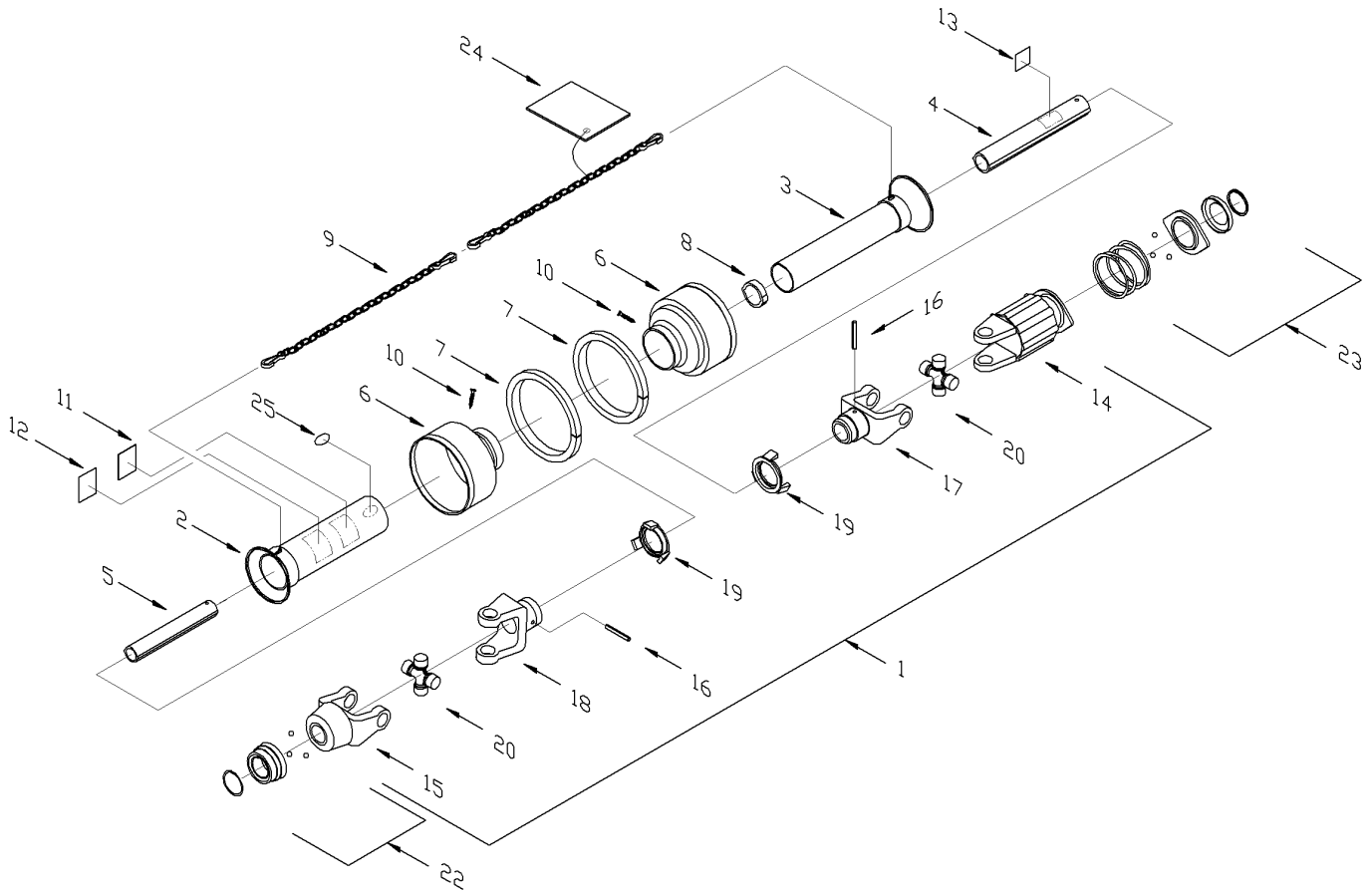
F-72

ADAPTER – CASE 2188/2166

ITEM No.	QTY	PMF PART No.	DESCRIPTION	ITEM No.	QTY	PMF PART No.	DESCRIPTION
1	1	07-10094-00	DRIVE SHAFT STORAGE BRKT SHORT	42	2	07-20562-00	5/8" DIA U-BOLT CASE ADAPTER
2	2	31-51108-05	BOLT M8X1.25X25 CARRIAGE PLTD	2	2	07-20519-00	U-BOLT CASE-IH ADAPTER
3	2	31-51308-02	M8 FLAT WASHER PLATED				(S/N: Pre 13H-00099 & 15H-00099)
4	2	31-51308-01	M8 LOCK WASHER PLATED				Replaced w/ 07-20562-00 & 31-50263-04
5	2	31-51208-01	M8 X 1.25 HEX NUT, CL 8 PLATED	43	4	31-50263-04	5/8 UNC UNITORQUE NUT PLATED
6	1	07-10080-00	17 TOOTH SPROCKET	4	4	31-51212-02	M12 X 1.75 NYLOCK NUT CL 6 PL
7	1	07-10550-00	HEADER DRIVE CHAIN 75C/2015				(S/N: Pre 13H-00099 & 15H-00099)
8	1	31-10406-05	#60 CHAIN CONNECTOR LINK				for U-Bolt 07-20519-00
9	1	07-20516-00	ADAPTER FRAME, 2015 ROTARY	44	1	07-20523-00	WIRING HARNESS CASE ROTARY
10	4	31-51116-04	M16X2X120 HX HD BOLT PLTD G8.8	45	4	31-51108-05	BOLT M8X1.25X25 CARRIAGE PLTD
11	8	31-51316-02	M16 FLAT WASHER PLATED	46	4	31-51308-02	M8 FLAT WASHER PLATED
12	4	31-51316-01	M16 LOCK WASHER PLATED	47	4	31-51308-01	M8 LOCK WASHER PLATED
13	4	31-51216-01	M16 X 2 HEX NUT, CL 8 PLATED	48	4	31-51208-01	M8 X 1.25 HEX NUT, CL 8 PLATED
14	4	31-51116-04	M16X2X120 HX HD BOLT PLTD G8.8	49	1	07-20573-00	KIT, CASE ADAPTER NARROW OPEN
15	8	31-51316-02	M16 FLAT WASHER PLATED	50	1	07-20570-00	FACE SHIELD - RHS
16	4	31-51316-01	M16 LOCK WASHER PLATED	1	1	07-20569-00	FACE SHIELD - LHS
17	4	31-51216-01	M16 X 2 HEX NUT, CL 8 PLATED	51	2	07-20571-00	STRIPPER BAR BRACKET, UPPER
18	4	31-51112-06	M12X1.75X25 HX HD BOLT PLT 8.8	52	2	07-20572-00	STRIPPER BAR, UPPER
19	4	31-51312-01	M12 LOCK WASHER PLATED	53	4	31-51108-04	BOLT M8X1.25X20 HX HD CL8.8 PL
20	4	31-51312-02	M12 FLAT WASHER PLATED	54	4	31-51108-05	BOLT M8X1.25X25 CARRIAGE PLTD
21	2	07-20515-00	STRIPPER BAR, CASE IH LOWER	55	12	31-51308-02	M8 FLAT WASHER PLATED
22	4	31-51108-05	BOLT M8X1.25X25 CARRIAGE PLTD	56	8	31-51308-01	M8 LOCK WASHER PLATED
23	4	31-51308-02	M8 FLAT WASHER PLATED	57	8	31-51208-01	M8 X 1.25 HEX NUT, CL 8 PLATED
24	4	31-51308-01	M8 LOCK WASHER PLATED				
25	4	31-51208-01	M8 X 1.25 HEX NUT, CL 8 PLATED				
26	2	07-20513-00	STRIPPER BAR BRACKET				
27	10	31-51108-05	BOLT M8X1.25X25 CARRIAGE PLTD				
28	10	31-51308-02	M8 FLAT WASHER PLATED				
29	10	31-51308-01	M8 LOCK WASHER PLATED				
30	10	31-51208-01	M8 X 1.25 HEX NUT, CL 8 PLATED				
31	2	07-20518-00	STRIPPER BAR UPPER CASE-IH				
32	10	31-51108-05	BOLT M8X1.25X25 CARRIAGE PLTD				
33	10	31-51308-02	M8 FLAT WASHER PLATED				
34	10	31-51308-01	M8 LOCK WASHER PLATED				
35	10	31-51208-01	M8 X 1.25 HEX NUT, CL 8 PLATED				
36	2	07-20514-00	FILLER PLATE CASE IH ADAPTOR				
37	6	31-51106-01	M6X1X20 CARRIAGE BOLT, PLATED				
38	6	31-51306-02	M6 FLAT WASHER PLATED				
39	6	31-51306-01	M6 LOCK WASHER PLATED				
40	6	31-51206-01	M6 X 1 HEX NUT, CL 8 PLATED				
41	2	07-20561-00	LATCH CASE 2015 ADAPTER				
	2	07-20517-00	PIN CASE IH ADAPTER				
			(S/N: Pre 13H-00099 & 15H-00099)				
			Replaced w/ 07-20561-00				

DRIVE SHAFT/MODEL CROSS REFERENCE - JOHN DEERE MODELS

	PMF DRIVESHAFT PART No.	DESCRIPTION	MODEL	THRESHING WIDTH
1	31-11413-01	DRIVE SHAFT 13FT GKN 392964	9650	65.5"
2	31-11413-03	DRIVE SHAFT 13 FT GKN 393260	9450, 9550, 9650CTS, 9650STS, 9750STS	55"
3	31-11414-01	DRIVE SHAFT 13 FT GKN 393047	9600	65.5"
			9500, CTS	55"
4	31-11414-04	DRIVE SHAFT JD 9000 SER 15 FT	9600, 9610	65.5"
			9500, 9510	55"
5	31-11416-01	DRIVE SHAFT 15FT GKN392758	9650	65.5"
6	31-11416-02	DRIVE SHAFT 15FT GKN 393089	9450, 9550, 9650CTS, 9650STS, 9750STS	55"



D00020B

DRIVE SHAFT – JOHN DEERE
PMF #: 31-11413-01 / 31-11416-01
31-11413-03 / 31-11416-02

DRIVE SHAFT - 31-11413-01

ITEM No.	QTY	PMF PART No.	DESCRIPTION
1	1	31-11413-01	DRIVESHAFT 13FT GKN 392964
2	1	31-11507-05	TELESCOPING SHIELD 24" W
3	1	31-11507-10	TELESCOPING SHIELD, INNER, 24"
5	1	31-11508-09	TELESCOPING TUBE, INNER, 24"
6	2	31-11507-15	SHIELD CONE, 5 RIB
7	2	31-11509-05	REINFORCING COLLAR
8	1	31-11509-04	SUPPORT BEARING
9	2	31-11502-01	CHAIN, DRIVE SHAFT SHIELD
10	2	31-51104-01	SCREW SHIELD CONE
11	1	31-11130-20	DECAL ROTATING DRIVELINE SMALL
12	1	31-11130-12	DECAL, EUROPEAN
13	1	31-11130-13	DECAL, MISSING GUARD
14	1	31-11501-03	CLUTCH ASSY, 750 Nm
	24	31-11505-05	CLUTCH PIN
	24	31-11505-06	OUTER SPRING
	11	31-11505-07	INNER SPRING
	1	31-11505-08	BI-DIRECTIONAL SEAL
15	1	31-11510-07	YOKE, 1 3/8-Z21, QD, W
16	2	31-10602-12	SPRING PIN, 10mm x65mm
17	1	31-11506-03	YOKE, SHAFT MNT, CLUTCH END, W
18	1	31-11506-04	YOKE, SHFT MOUNT, DRIVE END W
19	2	31-11509-03	SHIELD BEARING
20	2	31-11503-01	REPAIR KIT, U-JOINT 74.5x27
21	1	31-11510-12	TUBE AND YOKE ASSY, AGCO, 13ft
22	1	31-11505-04	REPAIR KIT, DISCONNECT SLIDE
23	1	31-11505-03	REPAIR KIT, QUICK DISCONNECT
24	1	31-11507-22	EC CERTIFICATE
25	1	31-11507-20	CE MARK DECAL

DRIVE SHAFT - 31-11416-01

ITEM No.	QTY	PMF PART No.	DESCRIPTION
1	1	31-11416-01	DRIVESHAFT 13/15FT GKN392758
2	1	31-11507-06	TELESCOPING SHIELD, 30" W
3	1	31-11507-11	TELESCOPING SHIELD, INNER 30"
4	1	31-11508-06	TELESCOPING TUBE OUTER 30" W
5	1	31-11508-10	TELESCOPING TUBE, INNER, 30"
6	2	31-11507-15	SHIELD CONE, 5 RIB
7	2	31-11509-05	REINFORCING COLLAR
8	1	31-11509-04	SUPPORT BEARING
9	2	31-11502-01	CHAIN, DRIVE SHAFT SHIELD
10	2	31-51104-01	SCREW SHIELD CONE
11	1	31-11130-11	DECAL, ROTATING DRIVELINE
12	1	31-11130-12	DECAL, EUROPEAN
13	1	31-11130-13	DECAL, MISSING GUARD
14	1	31-11501-03	CLUTCH ASSY, 750 Nm
	24	31-11505-05	CLUTCH PIN
	24	31-11505-06	OUTER SPRING
	11	31-11505-07	INNER SPRING
	1	31-11505-08	BI-DIRECTIONAL SEAL
15	1	31-11510-07	YOKE, 1 3/8-Z21, QD, W
16	2	31-10602-12	SPRING PIN, 10mm x65mm
17	1	31-11506-03	YOKE, SHAFT MNT, CLUTCH END, W
18	1	31-11506-04	YOKE, SHFT MOUNT, DRIVE END W
19	2	31-11509-03	SHIELD BEARING
20	2	31-11503-02	U-JOINT CROSS REPAIR KIT
22	1	31-11505-04	REPAIR KIT, DISCONNECT SLIDE
23	1	31-11505-03	REPAIR KIT, QUICK DISCONNECT
24	1	31-11507-22	EC CERTIFICATE
25	1	31-11507-20	CE MARK DECAL

SECTION F - HEADER

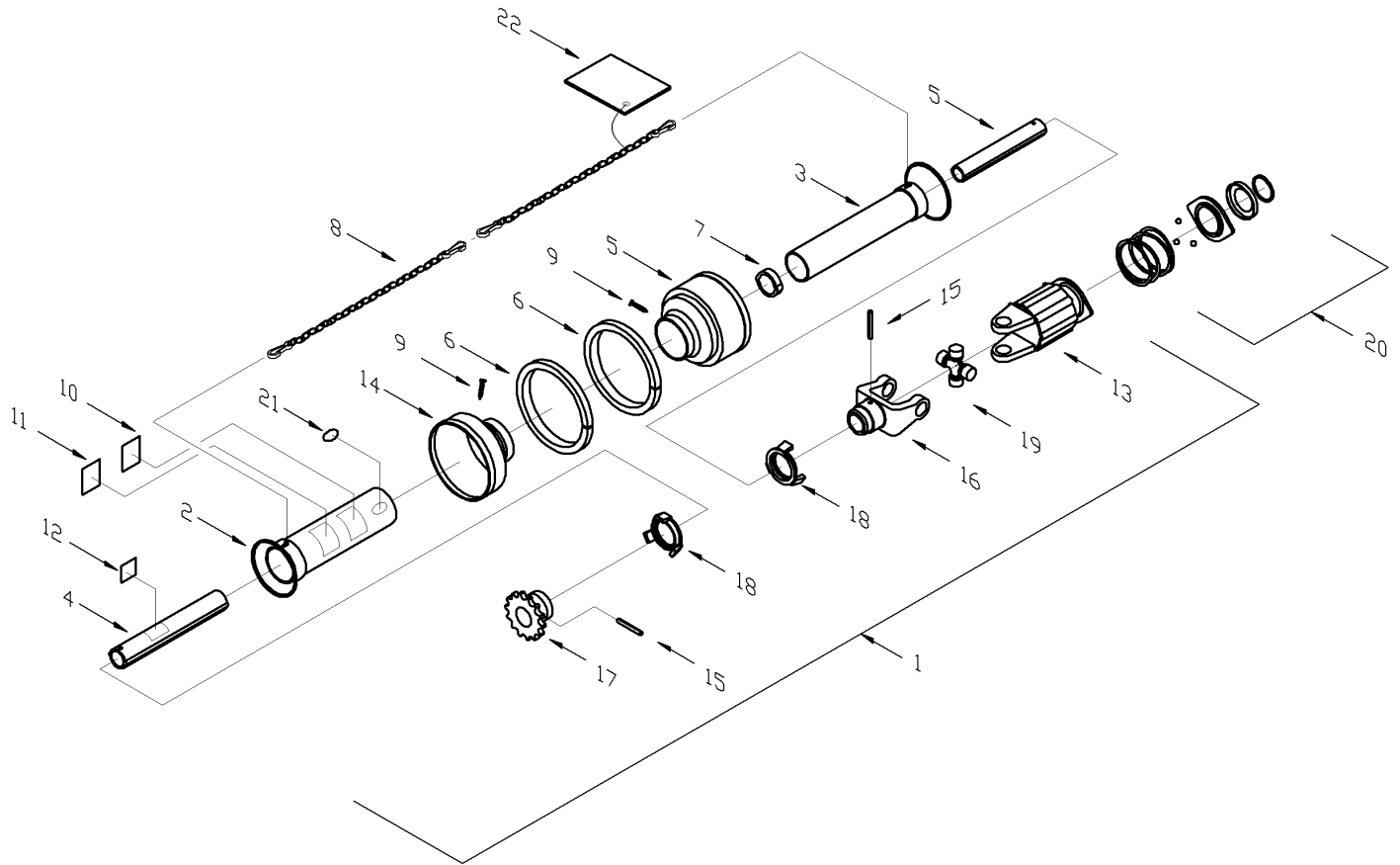
F-76

DRIVE SHAFT - 31-11413-03

ITEM No.	QTY	PMF PART No.	DESCRIPTION
1	1	31-11413-03	DRIVESHAFT 13 FT GKN 393260
2	1	31-11507-34	TEL SHLD, OUTER JD50 NRW
3	1	31-11507-35	TEL SHLD, INNER JD50 NRW
4	1	31-11508-28	TEL TUBE, OUT, JD50 NRW
5	1	31-11508-29	TEL TUBE, INNER, JD50 NRW
6	2	31-11507-15	SHIELD CONE, 5 RIB
7	2	31-11509-05	REINFORCING COLLAR
8	1	31-11509-04	SUPPORT BEARING
9	2	31-11502-01	CHAIN, DRIVE SHAFT SHIELD
10	2	31-51104-01	SCREW SHIELD CONE
11	1	31-11130-11	DECAL, ROTATING DRIVELINE
12	1	31-11130-12	DECAL, EUROPEAN
13	1	31-11130-13	DECAL, MISSING GUARD
14	1	31-11501-03	CLUTCH ASSY, 750 Nm
	24	31-11505-05	CLUTCH PIN
	24	31-11505-06	OUTER SPRING
	11	31-11505-07	INNER SPRING
	1	31-11505-08	BI-DIRECTIONAL SEAL
	1	31-11505-03	REPAIR KIT, QUICK DISCONNECT
15	1	31-11510-07	YOKE, 1 3/8-Z21, QD, W
16	2	31-10602-12	SPRING PIN, 10mm x65mm
17	1	31-11506-03	YOKE, SHAFT MNT, CLUTCH END, W
18	1	31-11506-04	YOKE, SHFT MOUNT, DRIVE END W
19	2	31-11509-03	SHIELD BEARING
20	2	31-11503-01	REPAIR KIT, U-JOINT 74.5x27
22	1	31-11505-04	REPAIR KIT, DISCONNECT SLIDE
23	1	31-11505-03	REPAIR KIT, QUICK DISCONNECT
24	1	31-11507-22	EC CERTIFICATE
25	1	31-11507-20	CE MARK DECAL

DRIVE SHAFT - 31-11416-02

ITEM No.	QTY	PMF PART No.	DESCRIPTION
1	1	31-11416-02	DRIVESHAFT 15FT GKN 393089
2	1	31-11507-27	TEL SHLD,OUT,JD 50/CAT, 15ft
3	1	31-11507-28	TEL SHLD,INNER,JD 50/CAT-15ft
4	1	31-11508-23	TEL TUBE,OUT,JD 50 SER,15ft
5	1	31-11508-24	TEL TUBE,INNER,JD 50 SER,15ft
6	2	31-11507-15	SHIELD CONE, 5 RIB
7	2	31-11509-05	REINFORCING COLLAR
8	1	31-11509-04	SUPPORT BEARING
9	2	31-11502-01	CHAIN, DRIVE SHAFT SHIELD
10	2	31-51104-01	SCREW SHIELD CONE
11	1	31-11130-11	DECAL, ROTATING DRIVELINE
12	1	31-11130-12	DECAL, EUROPEAN
13	1	31-11130-13	DECAL, MISSING GUARD
14	1	31-11501-03	CLUTCH ASSY, 750 Nm
	24	31-11505-05	CLUTCH PIN
	24	31-11505-06	OUTER SPRING
	11	31-11505-07	INNER SPRING
	1	31-11505-08	BI-DIRECTIONAL SEAL
	1	31-11505-03	REPAIR KIT, QUICK DISCONNECT
15	1	31-11510-07	YOKE, 1 3/8-Z21, QD, W
16	2	31-10602-12	SPRING PIN, 10mm x65mm
17	1	31-11506-03	YOKE, SHAFT MNT, CLUTCH END, W
18	1	31-11506-04	YOKE, SHFT MOUNT, DRIVE END W
19	2	31-11509-03	SHIELD BEARING
20	2	31-11503-01	REPAIR KIT, U-JOINT 74.5x27
23	1	31-11505-03	REPAIR KIT, QUICK DISCONNECT
24	1	31-11507-22	EC CERTIFICATE
25	1	31-11507-20	CE MARK DECAL



D00018B

DRIVE SHAFT – JOHN DEERE
PMF# 31-11414-01 / 31-11414-04

SECTION F - HEADER

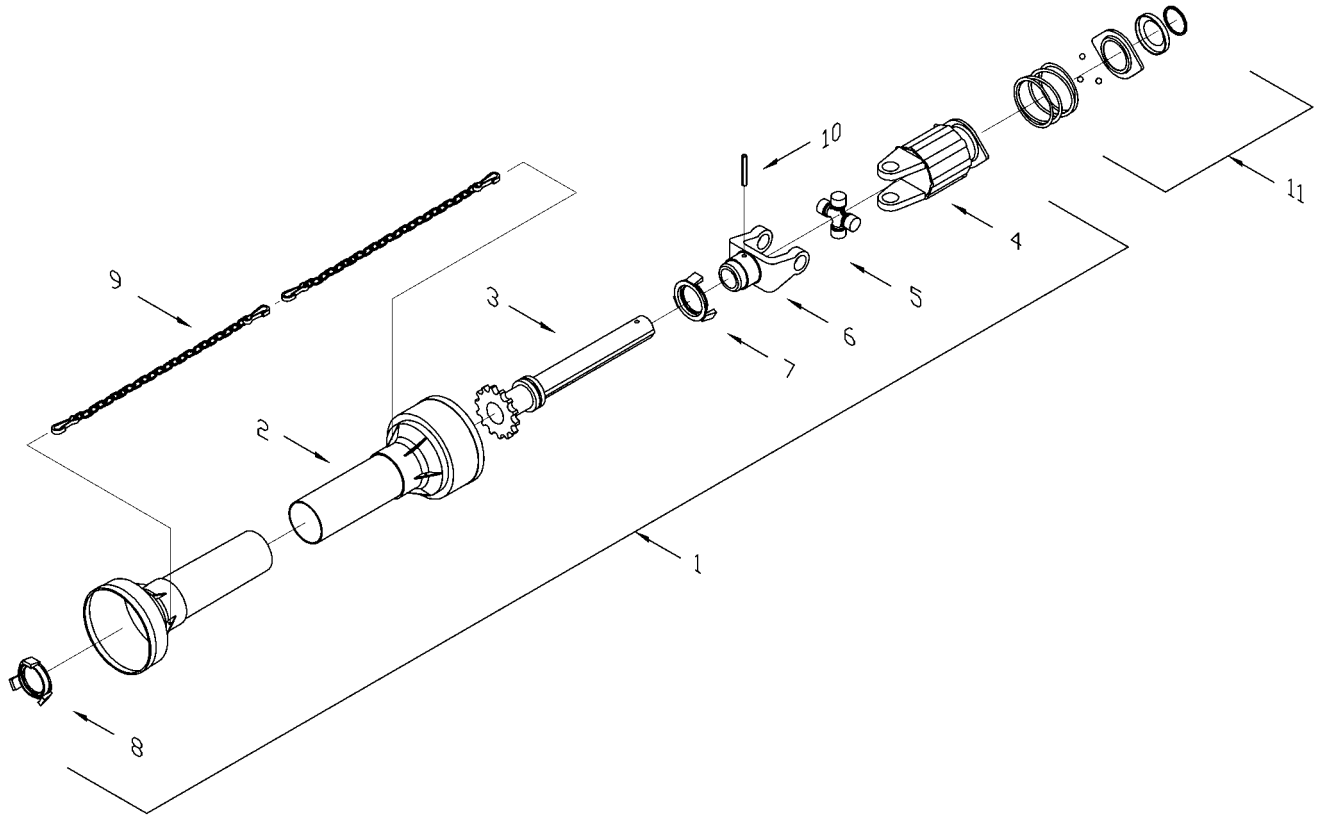
F-78

DRIVE SHAFT - 31-11414-01

ITEM No.	QTY	PMF PART No.	DESCRIPTION
1	1	31-11414-01	DRIVESHAFT 13 FT GKN 393047
2	1	31-11507-16	TELSCPNG,SHLD,OUTER, 24"SHT
3	1	31-11507-11	TELESCOPING SHIELD, INNER 30"
4	1	31-11508-13	TELESCOPING TUBE, OTR,24" SHT
5	1	31-11507-15	SHIELD CONE, 5 RIB
6	2	31-11509-05	REINFORCING COLLAR
7	1	31-11509-04	SUPPORT BEARING
8	2	31-11502-01	CHAIN, DRIVE SHAFT SHIELD
9	2	31-51104-01	SCREW SHIELD CONE
10	1	31-11130-20	DECAL, ROTATING DRIVELINE SMALL
11	1	31-11130-12	DECAL, EUROPEAN
12	1	31-11130-13	DECAL, MISSING GUARD
13	1	31-11501-03	CLUTCH ASSY, 750 Nm
	24	31-11505-05	CLUTCH PIN
	24	31-11505-06	OUTER SPRING
	11	31-11505-07	INNER SPRING
	1	31-11505-08	BI-DIRECTIONAL SEAL
	1	31-11505-03	REPAIR KIT, QUICK DISCONNECT
14	1	31-11507-18	SHLD CONE,JD SHFT
15	2	31-10602-12	SPRING PIN, 10mm x65mm
16	1	31-11506-03	YOKE, SHAFT MNT, CLUTCH END, W
17	1	31-11506-05	SPROCKET ASSY, JD SHFT
18	2	31-11509-03	SHIELD BEARING
19	2	31-11503-01	REPAIR KIT, U-JOINT 74.5x27
20	1	31-11505-03	REPAIR KIT, QUICK DISCONNECT
21	1	31-11507-20	CE MARK DECAL
22	1	31-11507-22	EC CERTIFICATE

DRIVE SHAFT - 31-11414-04

ITEM No.	QTY	PMF PART No.	DESCRIPTION
1	1	31-11414-04	DRIVE SHAFT JD 9000 SER 15 FT
2	1	31-11507-23	TEL SHLD, OUT,9000/CTS -15ft
3	1	31-11507-24	TEL SHLD,INNER,JD 9000/CTS-15'
4	1	31-11508-19	TEL TUB,OUT,JD 9000/CTS,15ft
5	1	31-11507-15	SHIELD CONE, 5 RIB
6	2	31-11509-05	REINFORCING COLLAR
7	1	31-11509-04	SUPPORT BEARING
8	2	31-11502-01	CHAIN, DRIVE SHAFT SHIELD
9	2	31-51104-01	SCREW SHIELD CONE
10	1	31-11130-11	DECAL, ROTATING DRIVELINE
11	1	31-11130-12	DECAL, EUROPEAN
12	1	31-11130-13	DECAL, MISSING GUARD
13	1	31-11501-03	CLUTCH ASSY, 750 Nm
	24	31-11505-05	CLUTCH PIN
	24	31-11505-06	OUTER SPRING
	11	31-11505-07	INNER SPRING
	1	31-11505-08	BI-DIRECTIONAL SEAL
	1	31-11505-03	REPAIR KIT, QUICK DISCONNECT
14	1	31-11507-18	SHLD CONE,JD SHFT
15	2	31-10602-12	SPRING PIN, 10mm x65mm
16	1	31-11506-03	YOKE, SHAFT MNT, CLUTCH END, W
17	1	31-11506-05	SPROCKET ASSY, JD SHFT
18	2	31-11509-03	SHIELD BEARING
19	2	31-11503-01	REPAIR KIT, U-JOINT 74.5x27
20	1	31-11505-03	REPAIR KIT, QUICK DISCONNECT
21	1	31-11507-20	CE MARK DECAL
22	1	31-11507-22	EC CERTIFICATE

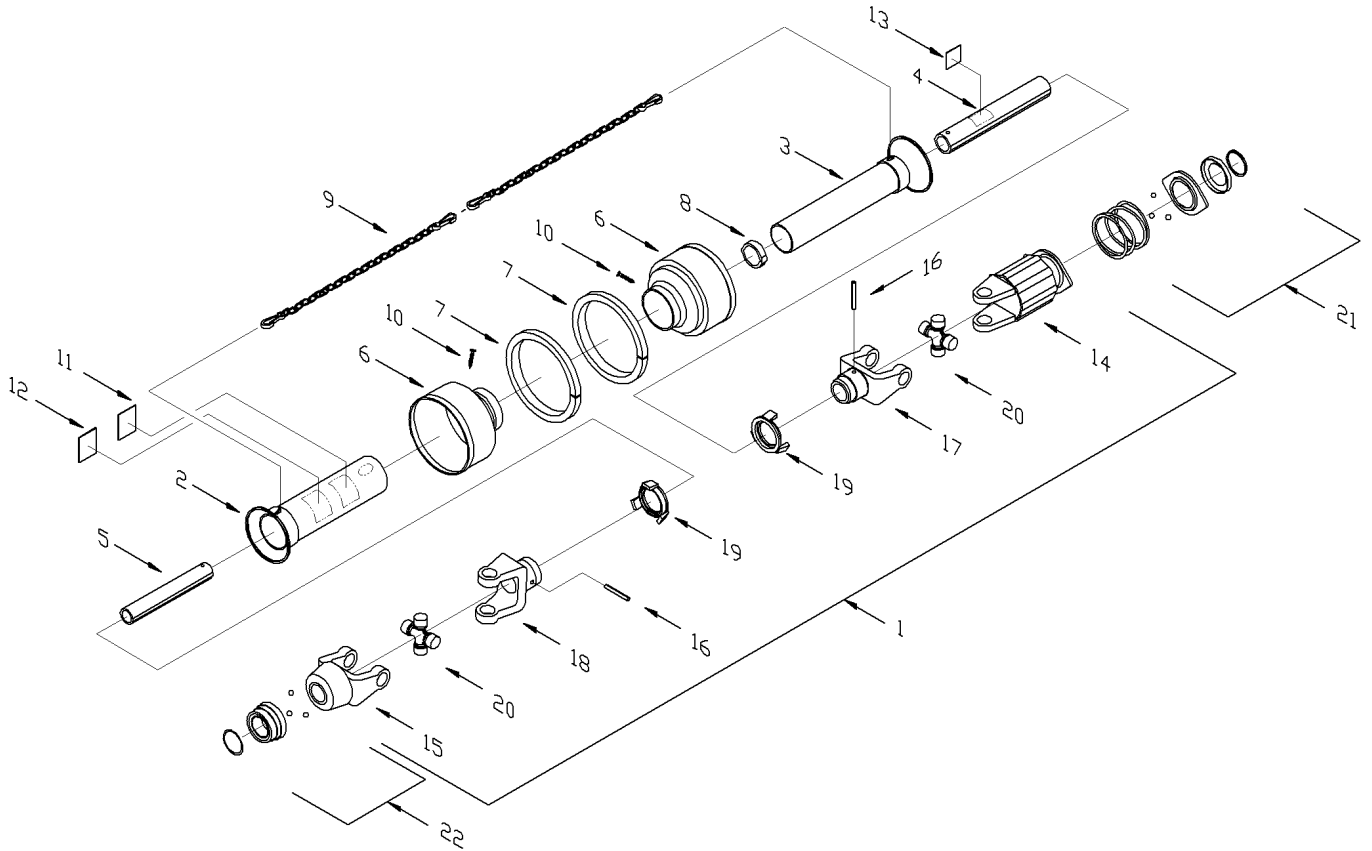


D00183A

DRIVE SHAFT – JOHN DEERE 9600/9500/CTS
(S/N: 13H-99001 – 13H-99099)

DRIVE SHAFT - JOHN DEERE 9600/9500/CTS (S/N: 13H-99001 – 13H-99099)

ITEM No.	QTY	PMF PART No.	DESCRIPTION
1	1	31-11414-01	DRIVESHAFT 13 FT GKN 393047
2	1	N/A	TELESCOPING SHIELD PAIR, LM
3	1	N/A	SHAFT, 24", LM
4	1	N/A	CLUTCH, LM
	1	N/A	REBUILD KIT, CLUTCH, LM
5	2	31-11503-01	REPAIR KIT, U-JOINT 74.5x27
6	1	N/A	YOKE, SHAFT MOUNT, CLUTCH END, LM
7	1	N/A	SHIELD BEARING , CLUTCH END, LM
8	1	N/A	SHIELD BEARING , DRIVE END, LM
9	2	N/A	CHAIN DRIVE SHAFT SHIELD, LM
10	1	31-10602-11	SPRING PIN, 8 MM X 60 MM,BARE
11	1	31-11505-03	REPAIR KIT, QUICK DISCONNECT

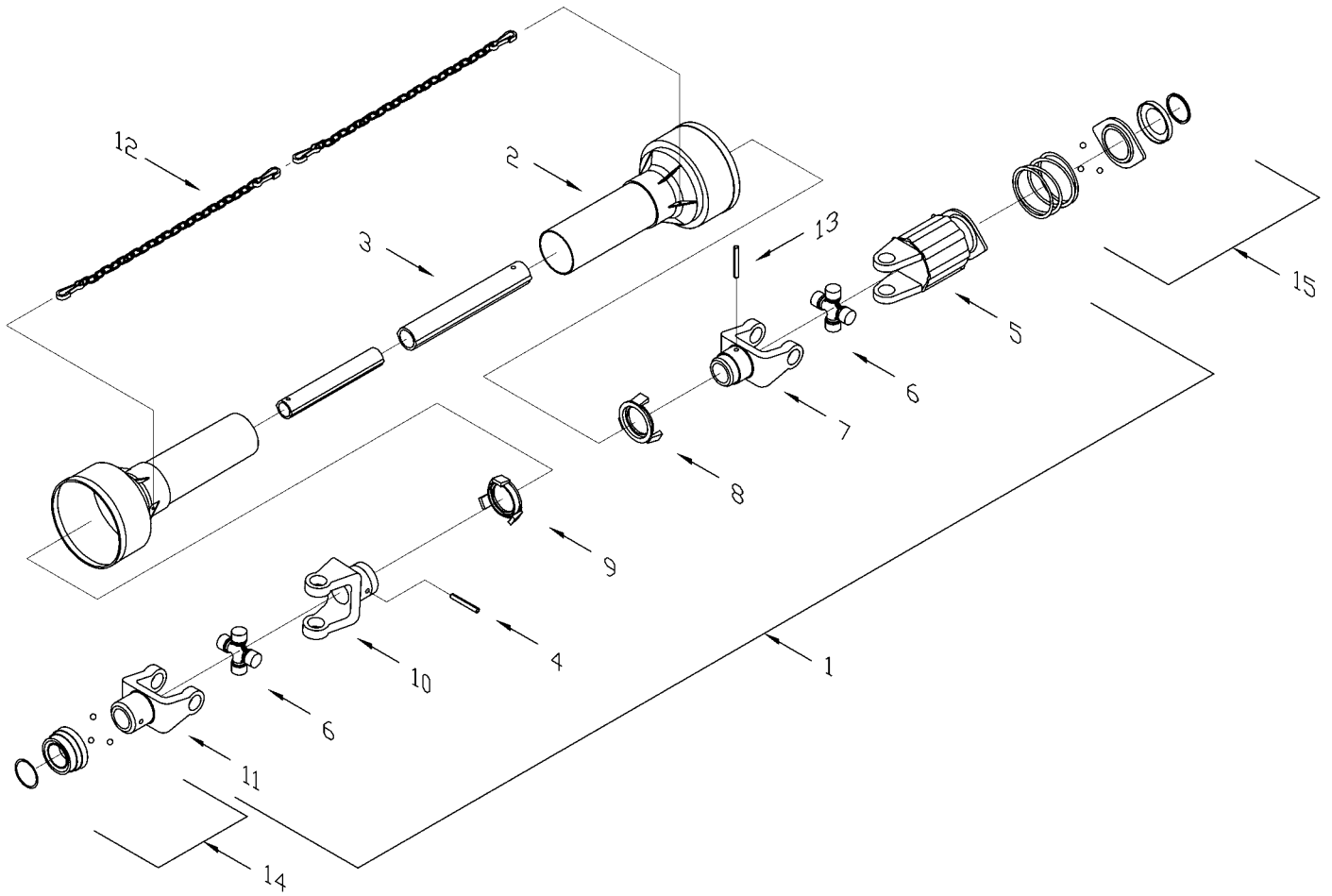


D00019A

DRIVE SHAFT - NEW HOLLAND TR/TX

DRIVE SHAFT - NEW HOLLAND TR/TX

ITEM No.	QTY	PMF PART No.	DESCRIPTION
1	1	31-11411-01	DRIVESHAFT 13FT GKN 392757
	1	31-11411-02	DRIVESHAFT 15 FT GKN 393086
2	1	31-11507-29	TEL SHLD,OUT,NH, 13ft
	1	31-11507-21	TELES SHLD,OUT, NH-15ft
3	1	31-11507-30	TEL SHLD,INNER,NH,13ft
	1	31-11507-28	TEL SHLD,INNER,JD 50/CAT-15ft
4	1	31-11508-25	TEL TUBE,OUT,NH,13ft
	1	31-11508-17	TEL TUB, OUT,NH/CAT,15ft
5	1	31-11508-26	TEL TUBE,INNER,NH,13ft
	1	31-11508-18	TEL TUB,INNER,NH/CAT, 15ft
6	2	31-11507-15	SHIELD CONE, 5 RIB
7	2	31-11509-05	REINFORCING COLLAR
8	1	31-11509-04	SUPPORT BEARING
9	2	31-11502-01	CHAIN, DRIVE SHAFT SHIELD
10	2	31-51104-01	SCREW SHIELD CONE
11	1	31-11130-11	DECAL, ROTATING DRIVELINE
12	1	31-11130-12	DECAL, EUROPEAN
13	1	31-11130-13	DECAL, MISSING GUARD
14	1	31-11501-03	CLUTCH ASSY, 750 Nm
	24	31-11505-05	CLUTCH PIN
	24	31-11505-06	OUTER SPRING
	11	31-11505-07	INNER SPRING
	1	31-11505-08	BI-DIRECTIONAL SEAL
	1	31-11505-03	REPAIR KIT, QUICK DISCONNECT
15	1	31-11510-06	YOKE, 1 3/8-Z6, QD, W
	1	31-11505-04	REPAIR KIT, DISCONNECT SLIDE
16	2	31-10602-12	SPRING PIN, 10mm x65mm
17	1	31-11506-03	YOKE, SHAFT MNT, CLUTCH END, W
18	1	31-11506-04	YOKE, SHFT MOUNT, DRIVE END W
19	2	31-11509-03	SHIELD BEARING
20	2	31-11503-01	REPAIR KIT, U-JOINT 74.5x27
21	1	31-11505-04	REPAIR KIT, DISCONNECT SLIDE
22	1	31-11505-03	REPAIR KIT, QUICK DISCONNECT

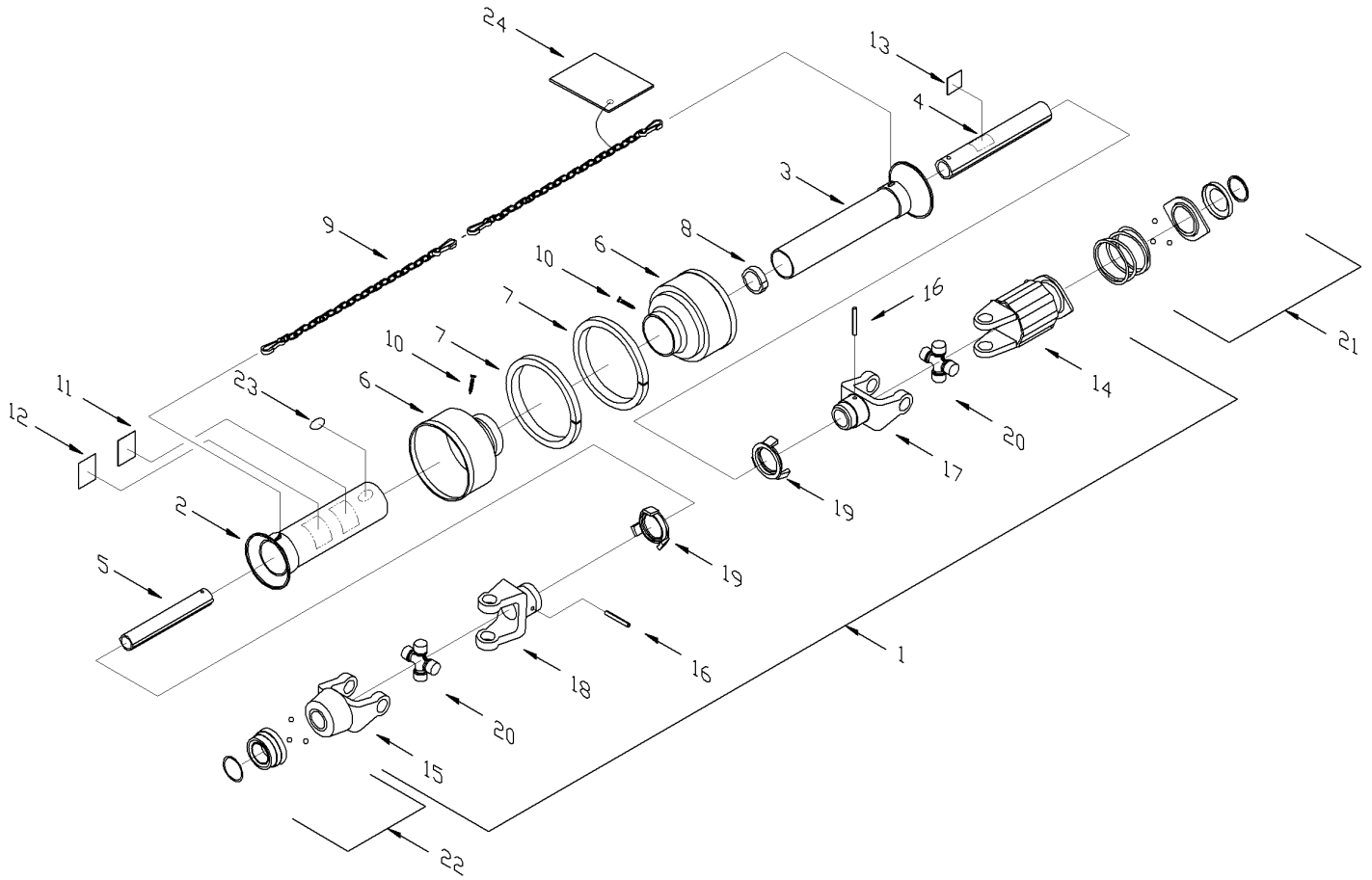


D00184A

DRIVE SHAFT - NEW HOLLAND TR/TX
(S/N: 13H-99001 - 13H-99099)

DRIVE SHAFT - NEW HOLLAND TR/TX (S/N: 13H-99001 – 13H-99099)

ITEM No.	QTY	PMF PART No.	DESCRIPTION
1	1	31-11411-01	DRIVESHAFT 13FT GKN 392757
2	1	N/A	TELESCOPING SHIELD PAIR, LM
3	1	N/A	TELESCOPING SHAFT PAIR, LM
4	1	31-10602-10	SPRING PIN, 8 MM X 55 MM, BARE
5	1	N/A	CLUTCH, LM
	1	N/A	REBUILD KIT, CLUTCH, LM
6	2	31-11503-01	REPAIR KIT, U-JOINT 74.5x27
7	1	N/A	YOKE SHAFT MOUNT, LM
8	1	N/A	SHIELD BEARING, CLUTCH END, LM
9	1	N/A	SHIELD BEARING, DRIVE END, LM
10	1	N/A	YOKE SHAFT MOUNT, DRIVE END, LM
11	1	N/A	YOKE, 1 3/8 - Z6, LM
12	2	N/A	CHAIN, SHIELD, LM
13	1	31-10602-11	SPRING PIN, 8 MM X 60 MM, BARE
14	1	31-11505-04	REPAIR KIT, DISCONNECT SLIDE
15	1	31-11505-03	REPAIR KIT, QUICK DISCONNECT

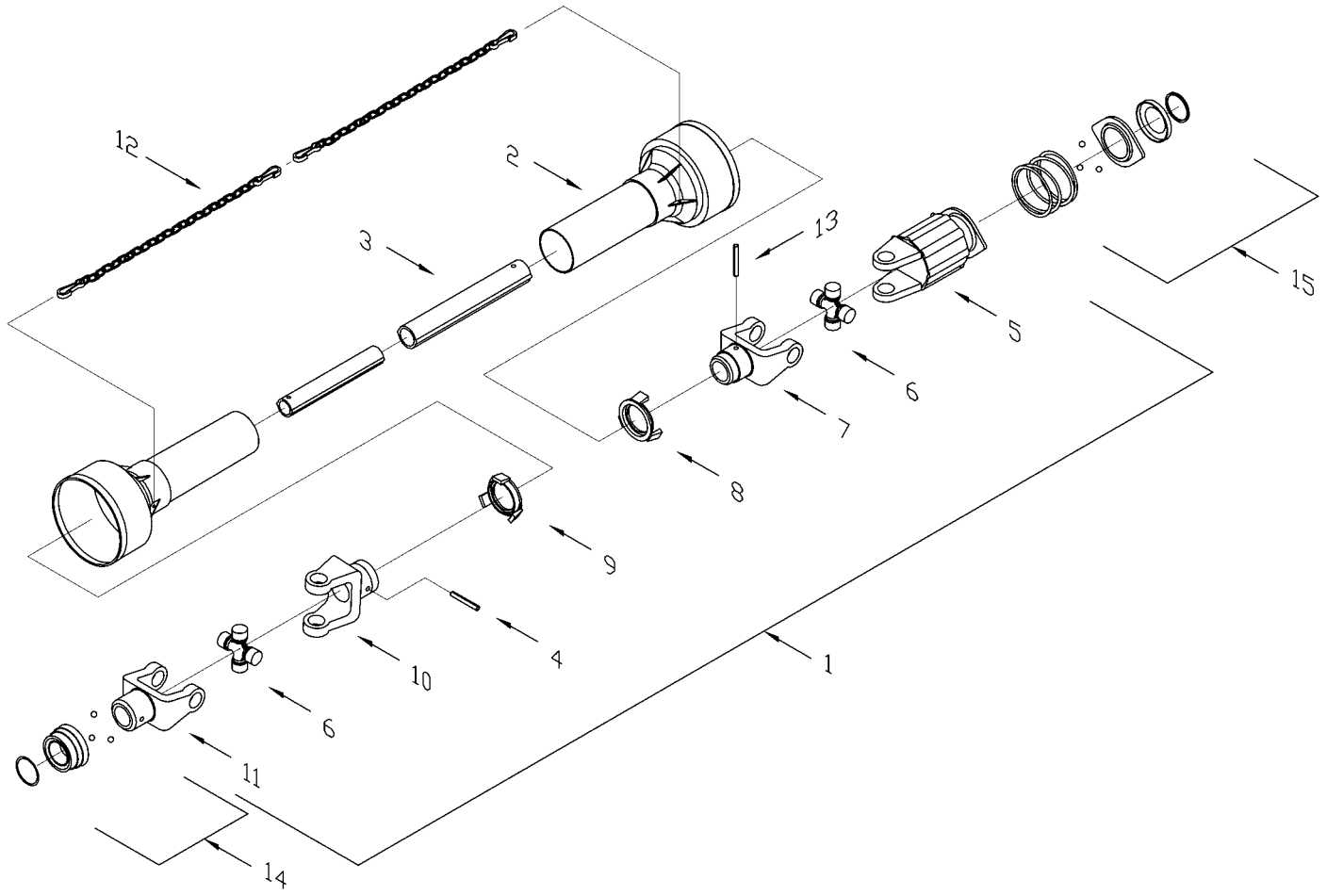


D00019B

DRIVE SHAFT - 13FT, 15FT CATERPILLAR

DRIVE SHAFT - 13FT, 15FT CATERPILLAR

ITEM No.	QTY	PMF PART No.	DESCRIPTION
1	1	31-11416-01	DRIVESHAFT 13/15FT GKN392758
	1	31-11416-02	DRIVESHAFT 15FT GKN 393089
2	1	31-11507-06	TELESCOPING SHIELD , 30" W
	1	31-11507-27	TEL SHLD,OUT,JD 50/CAT, 15ft
3	1	31-11507-11	TELESCOPING SHIELD, INNER 30"
	1	31-11507-28	TEL SHLD,INNER,JD 50/CAT-15ft
4	1	31-11508-06	TELESCOPING TUBE OUTER 30" W
	1	31-11508-23	TEL TUBE,OUT,JD 50 SER, 15ft
5	1	31-11508-10	TELESCOPING TUBE, INNER, 30"
	1	31-11508-24	TEL TUBE,INNER,JD 50 SER, 15ft
6	2	31-11507-15	SHIELD CONE, 5 RIB
7	2	31-11509-05	REINFORCING COLLAR
8	1	31-11509-04	SUPPORT BEARING
9	2	31-11502-01	CHAIN, DRIVE SHAFT SHIELD
10	2	31-51104-01	SCREW SHIELD CONE
11	1	31-11130-11	DECAL, ROTATING DRIVELINE
12	1	31-11130-12	DECAL, EUROPEAN
13	1	31-11130-13	DECAL, MISSING GUARD
14	1	31-11501-03	CLUTCH ASSY, 750 Nm
	24	31-11505-05	CLUTCH PIN
	24	31-11505-06	OUTER SPRING
	11	31-11505-07	INNER SPRING
	1	31-11505-08	BI-DIRECTIONAL SEAL
	1	31-11505-03	REPAIR KIT, QUICK DISCONNECT
15	1	31-11510-07	YOKE, 1 3/8-Z21, QD, W
	1	31-11505-04	REPAIR KIT, DISCONNECT SLIDE
16	2	31-10602-12	SPRING PIN, 10mm x65mm
17	1	31-11506-03	YOKE, SHAFT MNT, CLUTCH END, W
18	1	31-11506-04	YOKE, SHFT MOUNT, DRIVE END W
19	2	31-11509-03	SHIELD BEARING
20	2	31-11503-01	REPAIR KIT, U-JOINT 74.5x27
21	1	31-11505-04	REPAIR KIT, DISCONNECT SLIDE
22	1	31-11505-03	REPAIR KIT, QUICK DISCONNECT
23	1	31-11507-20	CE MARK DECAL
24	1	31-11507-22	EC CERTIFICATE

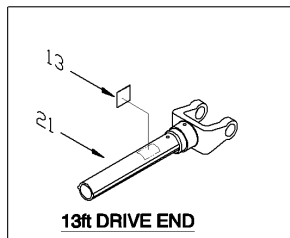
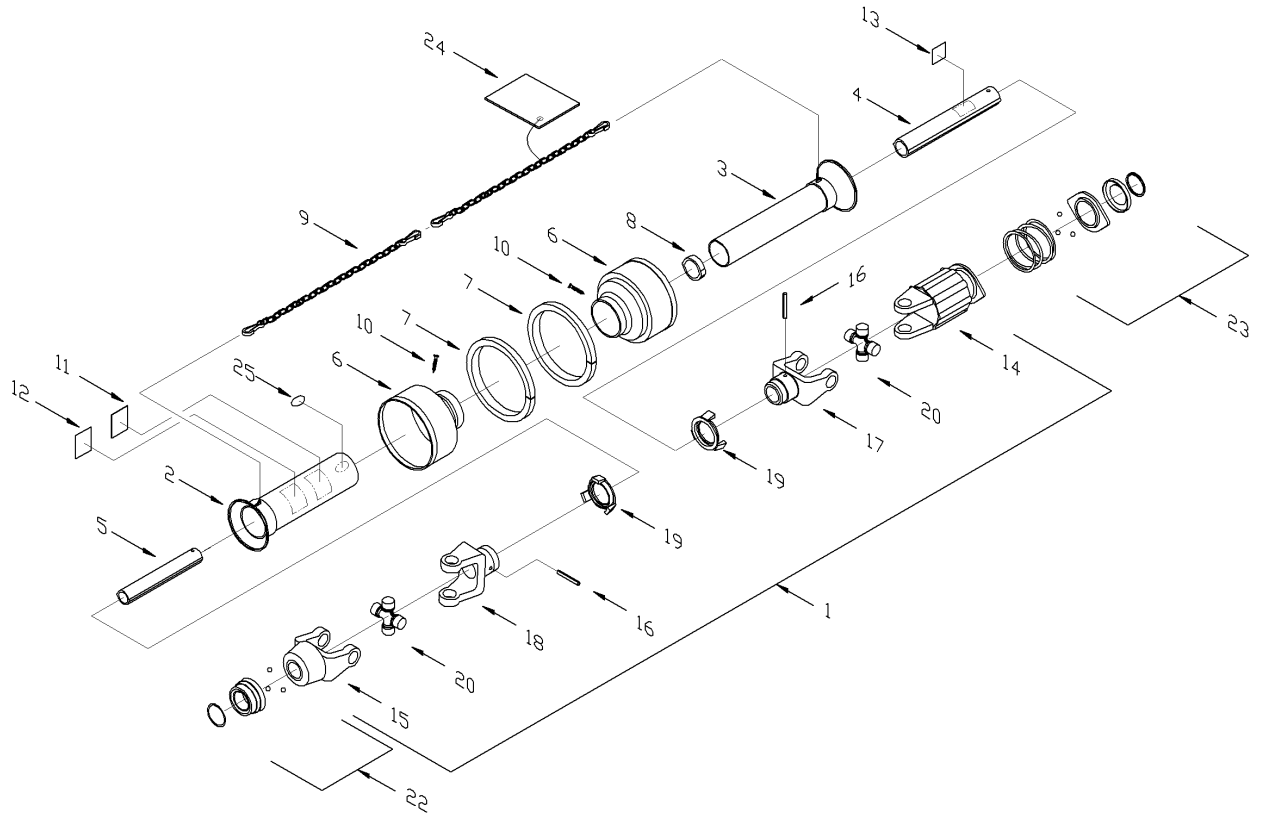


D00184

DRIVE SHAFT - CATERPILLAR
(S/N: 13H-99001 - 13H-99099) (S/N: 15H-99001 - 15H-99099)

DRIVE SHAFT - CATERPILLAR (S/N: 13H-99001 – 13H-99099) (S/N: 15H-99001 – 15H-99099)

ITEM No.	QTY	PMF PART No.	DESCRIPTION
1	1	31-11416-01	DRIVESHAFT 13/15FT GKN392758
2	1	N/A	TELESCOPING SHIELD PAIR, LM
3	1	N/A	TELESCOPING SHAFT PAIR, LM
4	1	31-10602-10	SPRING PIN, 8 MM X 55 MM, BARE
5	1	N/A	CLUTCH, LM
	1	N/A	REBUILD KIT, CLUTCH, LM
6	2	31-11503-01	REPAIR KIT, U-JOINT 74.5x27
7	1	N/A	YOKE, SHAFT MOUNT, CLUTCH END, LM
8	1	N/A	SHIELD BEARING, CLUTCH END, LM
9	1	N/A	SHIELD BEARING, DRIVE END, LM
10	1	N/A	YOKE, SHAFT MOUNT, DRIVE END, LM
11	1	31-11510-07	YOKE, 1 3/8-Z21, QD, W
12	2	N/A	CHAIN, DRIVE SHIELD, LM
13	1	31-10602-11	SPRING PIN, 8 MM X 60 MM, BARE
14	1	31-11505-04	REPAIR KIT, DISCONNECT SLIDE
15	1	31-11505-03	REPAIR KIT, QUICK DISCONNECT

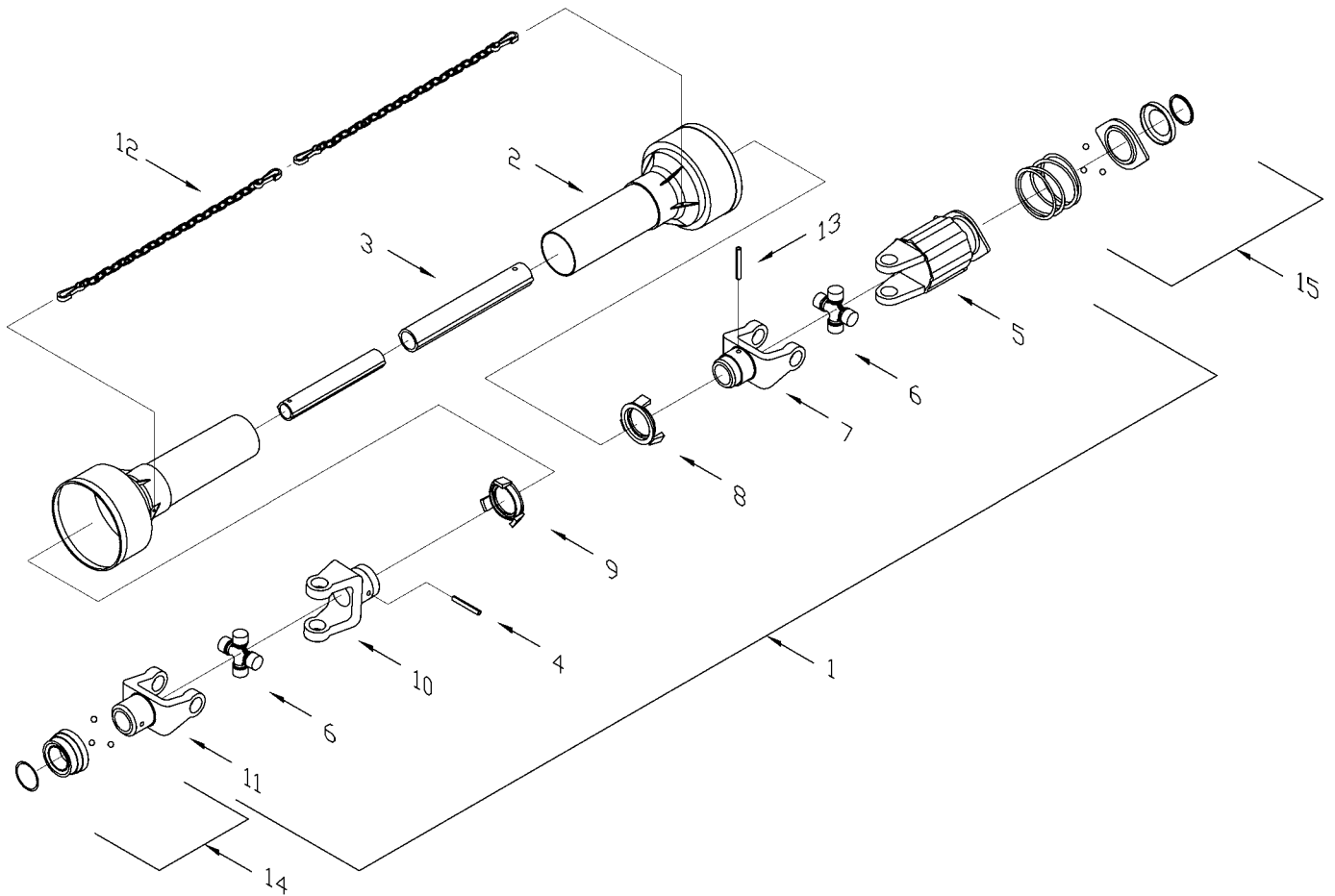


D00020B

DRIVE SHAFT - AGCO
MASSEY 4000, GLEANER 4000, CHALLENGER

DRIVE SHAFT - AGCO

ITEM No.	QTY	PMF PART No.	DESCRIPTION
1	1	31-11417-01	DRIVESHAFT 13FT GKN 392961
	1	31-11417-02	DRIVE SHAFT AGCO 15 FT HEADER
2	1	31-11507-05	TELESCOPING SHIELD 24" W
	1	31-11507-36	TEL SHLD, OUTER AGCO 15
3	1	31-11507-10	TELESCOPING SHIELD, INNER, 24"
	1	31-11507-37	TELES SHLD,INNER,AGCO-15ft
4	1	31-11508-15	TEL TUB,OUT,AGCO-15ft
	1	31-11510-12	TUBE AND YOKE ASSY,AGCO,13ft
5	1	31-11508-09	TELESCOPING TUBE, INNER, 24"
	1	31-11508-16	TEL TUB,INNER,AGCO,-15ft
6	2	31-11507-15	SHIELD CONE, 5 RIB
7	2	31-11509-05	REINFORCING COLLAR
8	1	31-11509-04	SUPPORT BEARING
9	2	31-11502-01	CHAIN, DRIVE SHAFT SHIELD
10	2	31-51104-01	SCREW SHIELD CONE
11	1	31-11130-11	DECAL, ROTATING DRIVELINE
12	1	31-11130-12	DECAL, EUROPEAN
13	1	31-11130-13	DECAL, MISSING GUARD
14	1	31-11501-04	CLUTCH ASSY, 850 Nm
	24	31-11505-05	CLUTCH PIN
	24	31-11505-06	OUTER SPRING
	18	31-11505-07	INNER SPRING
	1	31-11505-08	BI-DIRECTIONAL SEAL
	1	31-11505-03	REPAIR KIT, QUICK DISCONNECT
15	1	31-11510-07	YOKE, 1 3/8-Z21, QD, W
	1	31-11505-04	REPAIR KIT, DISCONNECT SLIDE
16	2	31-10602-12	SPRING PIN, 10mm x65mm
17	1	31-11506-03	YOKE, SHAFT MNT, CLUTCH END, W
18	1	31-11506-04	YOKE, SHFT MOUNT, DRIVE END W
19	2	31-11509-03	SHIELD BEARING
20	2	31-11503-01	REPAIR KIT, U-JOINT 74.5x27
21	1	31-11510-12	TUBE AND YOKE ASSY,AGCO,13ft
22	1	31-11505-04	REPAIR KIT, DISCONNECT SLIDE
23	1	31-11505-03	REPAIR KIT, QUICK DISCONNECT
24	1	31-11507-22	EC CERTIFICATE
25	1	31-11507-20	CE MARK DECAL

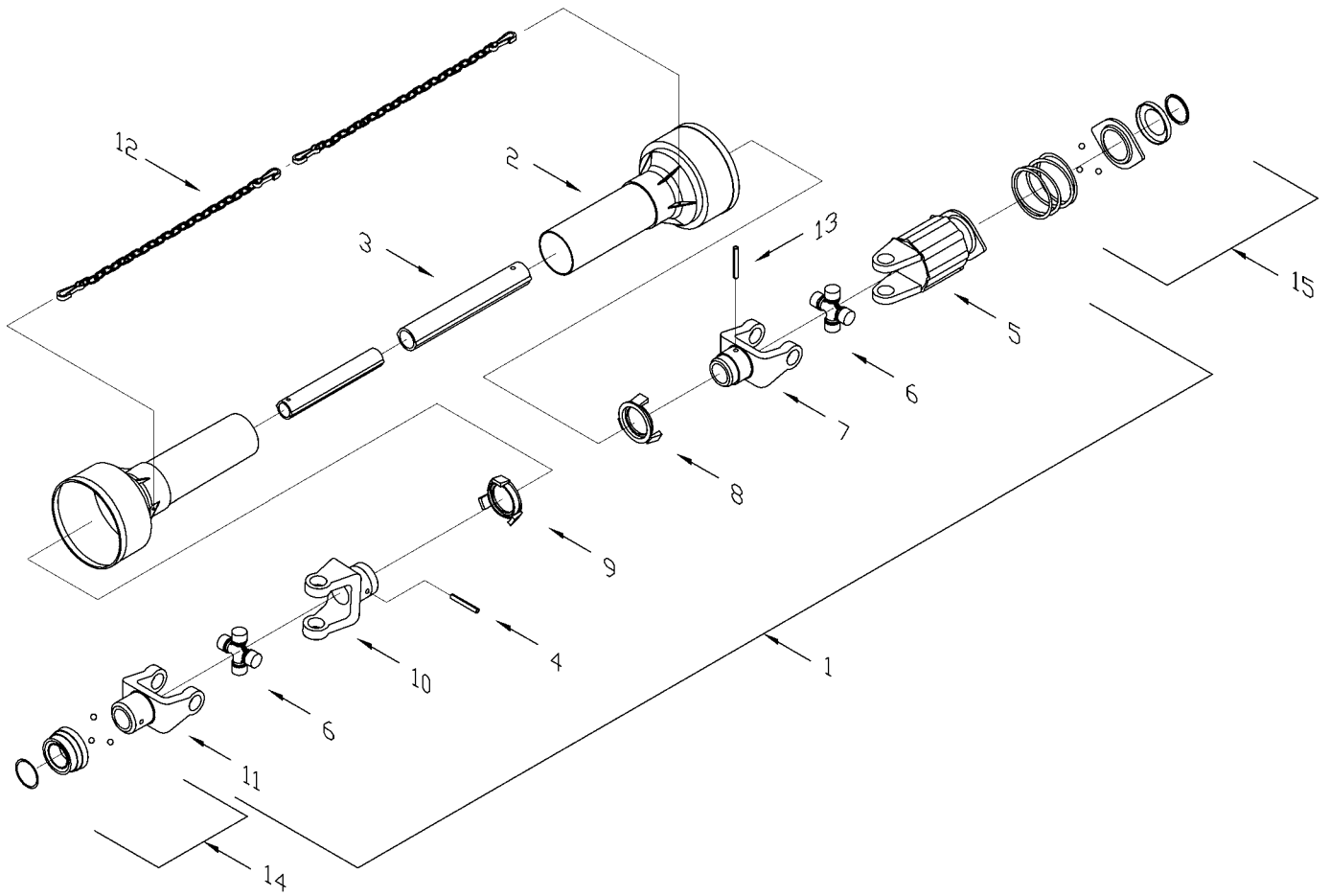


D00184

DRIVE SHAFT - AGCO R62/R72
(S/N: 13H-99001 – 13H-99099) (S/N: 15H-99001 – 15H-99099)

DRIVE SHAFT - AGCO R62/R72 (S/N: 13H-99001 – 13H-99099) (S/N: 15H-99001 – 15H-99099)

ITEM No.	QTY	PMF PART No.	DESCRIPTION
1	1	31-11413-01	DRIVESHAFT 13FT GKN 392964 Replace with 31-11417-01
2	1	N/A	TELESCOPING SHIELD PAIR, LM
3	1	N/A	TELESCOPING SHAFT PAIR, LM
4	1	31-10602-10	SPRING PIN, 8 MM X 55 MM, BARE
5	1	N/A	CLUTCH, LM
	1	N/A	REBUILD KIT, LM
6	2	31-11503-01	REPAIR KIT, U-JOINT 74.5x27
7	1	N/A	YOKE, SHAFT MOUNT, CLUTCH END, LM
8	1	N/A	SHIELD BEARING, CLUTCH END, LM
9	1	N/A	SHIELD BEARING, DRIVE END, LM
10	1	N/A	YOKE, SHAFT MOUNT, DRIVE END, LM
11	1	31-11510-07	YOKE, 1 3/8-Z21, QD, W
12	2	N/A	CHAIN, DRIVE SHIELD, LM
13	1	31-10602-11	SPRING PIN, 8 MM X 60 MM, BARE
14	1	31-11505-04	REPAIR KIT, DISCONNECT SLIDE
15	1	31-11505-03	REPAIR KIT, QUICK DISCONNECT

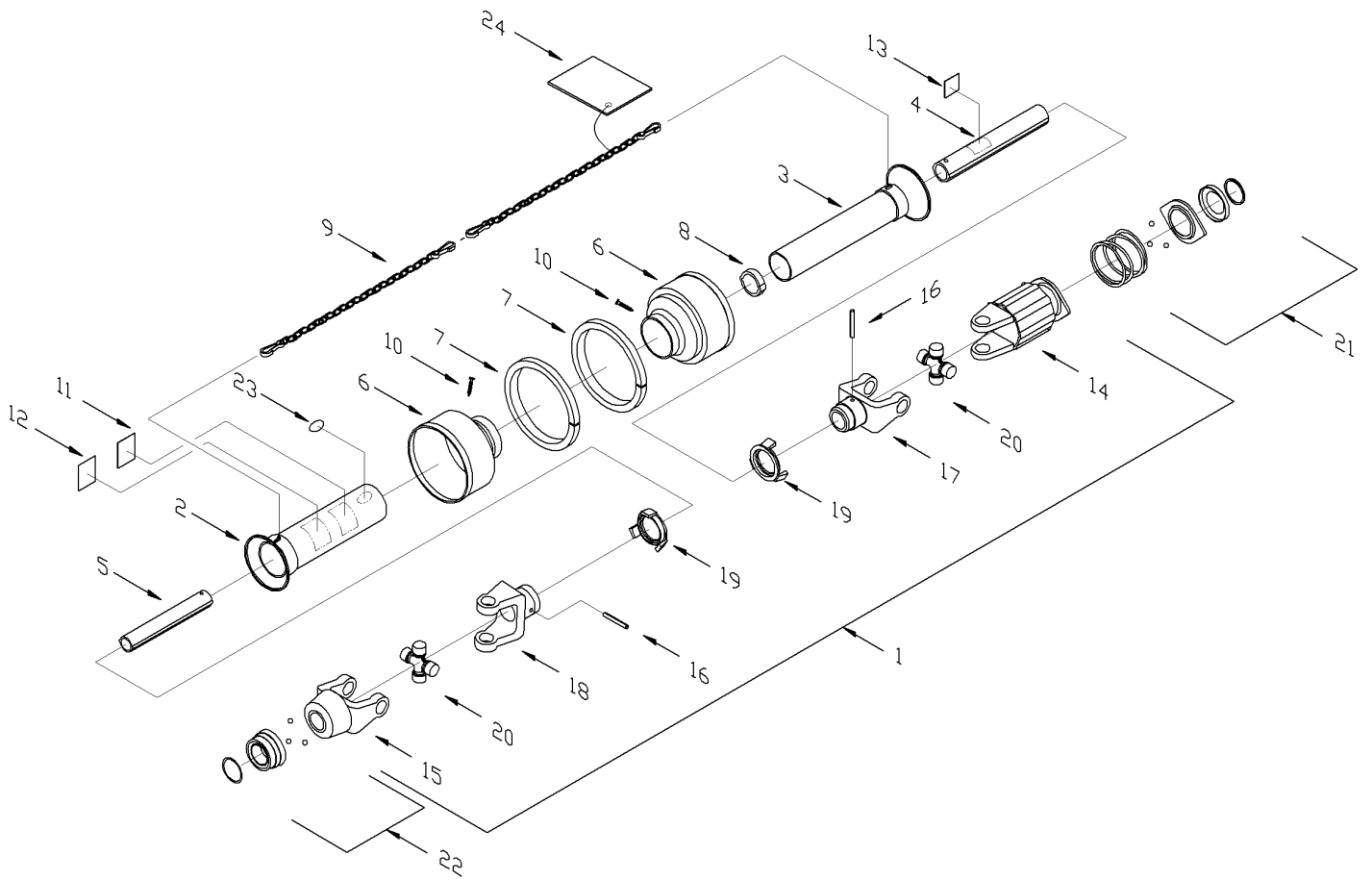


D00184A

DRIVE SHAFT - AGCO 8680/8780/C62
(S/N: 13H-99001 – 13H-99099) (S/N: 15H-99001 – 15H-99099)

SECTION F - HEADER**DRIVE SHAFT - AGCO 8680/8780/C62 (S/N: 13H-99001 – 13H-99099) (S/N: 15H-99001 – 15H-99099)**

ITEM No.	QTY	PMF PART No.	DESCRIPTION
1	1	31-11417-01	DRIVESHAFT 13FT GKN 392961
2	1	N/A	TELESCOPING SHIELD PAIR, LM
3	1	N/A	TELESCOPING SHAFT PAIR, LM
4	1	31-10602-10	SPRING PIN, 8 MM X 55 MM, BARE
5	1	N/A	CLUTCH, LM
	1	N/A	REBUILD KIT, LM
6	2	31-11503-01	REPAIR KIT, U-JOINT 74.5x27
7	1	N/A	YOKE, SHAFT MOUNT, CLUTCH END, LM
8	1	N/A	SHIELD BEARING, CLUTCH END, LM
9	1	N/A	SHIELD BEARING, DRIVE END, LM
10	1	N/A	YOKE, SHAFT MOUNT, DRIVE END, LM
11	1	31-11510-07	YOKE, 1 3/8-Z21, QD, W
12	2	N/A	CHAIN, DRIVE SHIELD, LM
13	1	31-10602-11	SPRING PIN, 8 MM X 60 MM, BARE
14	1	31-11505-04	REPAIR KIT, DISCONNECT SLIDE
15	1	31-11505-03	REPAIR KIT, QUICK DISCONNECT



D00019A

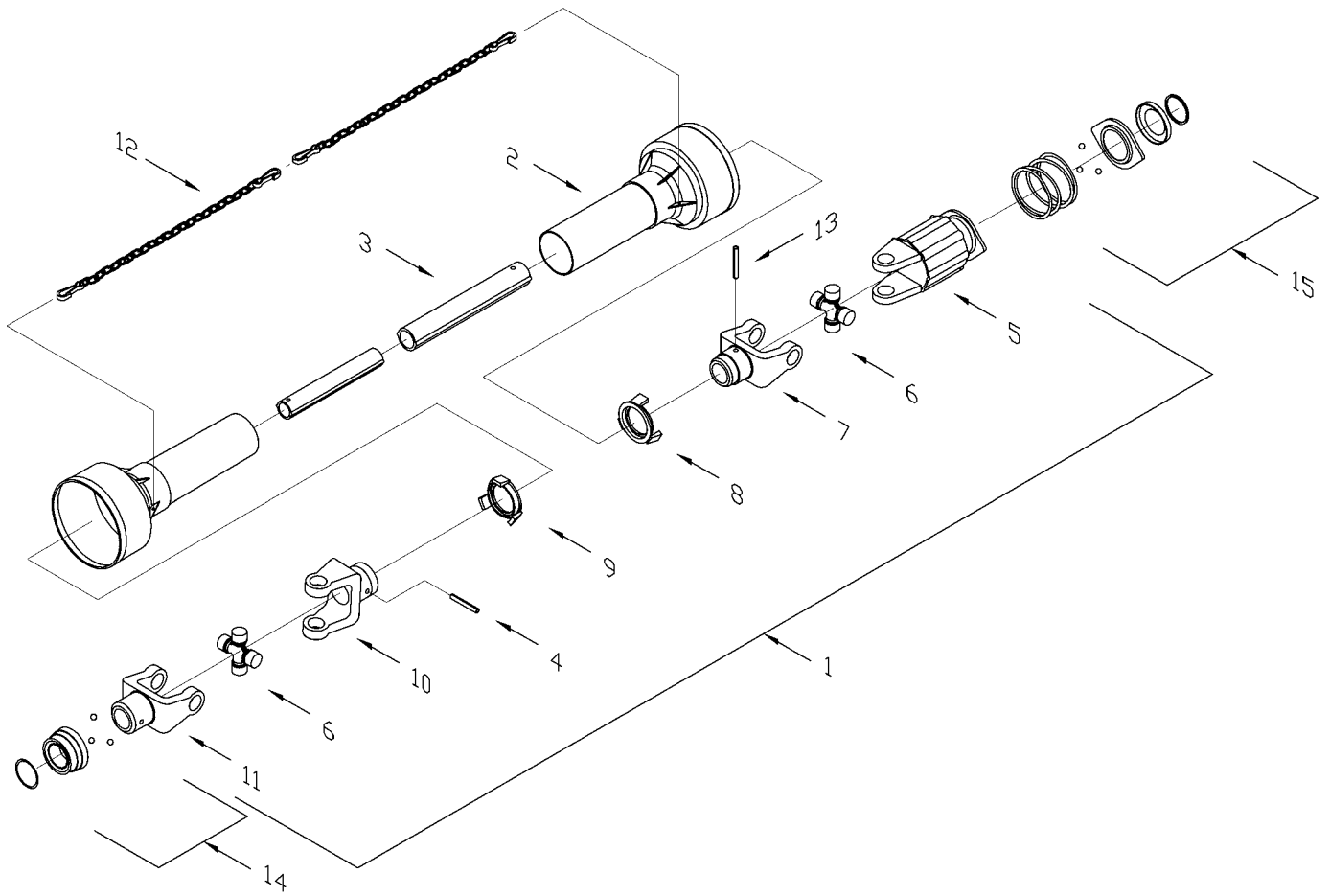
DRIVE SHAFT - CASE 2188/2166

SECTION F - HEADER

F-96

DRIVE SHAFT - CASE 2188/2166

ITEM No.	QTY	PMF PART No.	DESCRIPTION
1	1	31-11415-01	DRIVESHAFT 13 FT GKN 392748
2	1	31-11507-09	TELESCOPING SHIELD, OUTER 33"
3	1	31-11507-14	TELESCOPING SHIELD, INNER, 33"
4	1	31-11508-07	TELESCOPING TUBE OUTER, 33 W
5	1	31-11508-11	TELESCOPING TUBE, INNER 33"
6	2	31-11507-19	SHIELD CONE 5 RIB BLACK
7	2	31-11509-05	REINFORCING COLLAR
8	1	31-11509-04	SUPPORT BEARING
9	2	31-11502-01	CHAIN, DRIVE SHAFT SHIELD
10	2	31-51104-01	SCREW SHIELD CONE
11	1	31-11130-11	DECAL, ROTATING DRIVELINE
12	1	31-11130-12	DECAL, EUROPEAN
13	1	31-11130-13	DECAL, MISSING GUARD
14	1	31-11501-04	CLUTCH ASSY, 850 Nm
	24	31-11505-05	CLUTCH PIN
	24	31-11505-06	OUTER SPRING
	18	31-11505-07	INNER SPRING
	1	31-11505-08	BI-DIRECTIONAL SEAL
	1	31-11505-03	REPAIR KIT, QUICK DISCONNECT
15	1	31-11510-08	YOKE, 1 1/8" HEX, QD W
	1	31-11505-04	REPAIR KIT, DISCONNECT SLIDE
16	2	31-10602-12	SPRING PIN, 10mm x65mm
17	1	31-11506-03	YOKE, SHAFT MNT, CLUTCH END, W
18	1	31-11506-04	YOKE, SHFT MOUNT, DRIVE END W
19	2	31-11509-03	SHIELD BEARING
20	2	31-11503-01	REPAIR KIT, U-JOINT 74.5x27
21	1	31-11505-04	REPAIR KIT, DISCONNECT SLIDE
22	1	31-11505-03	REPAIR KIT, QUICK DISCONNECT
23	1	31-11507-20	CE MARK DECAL
24	1	31-11507-22	EC CERTIFICATE



D00184A

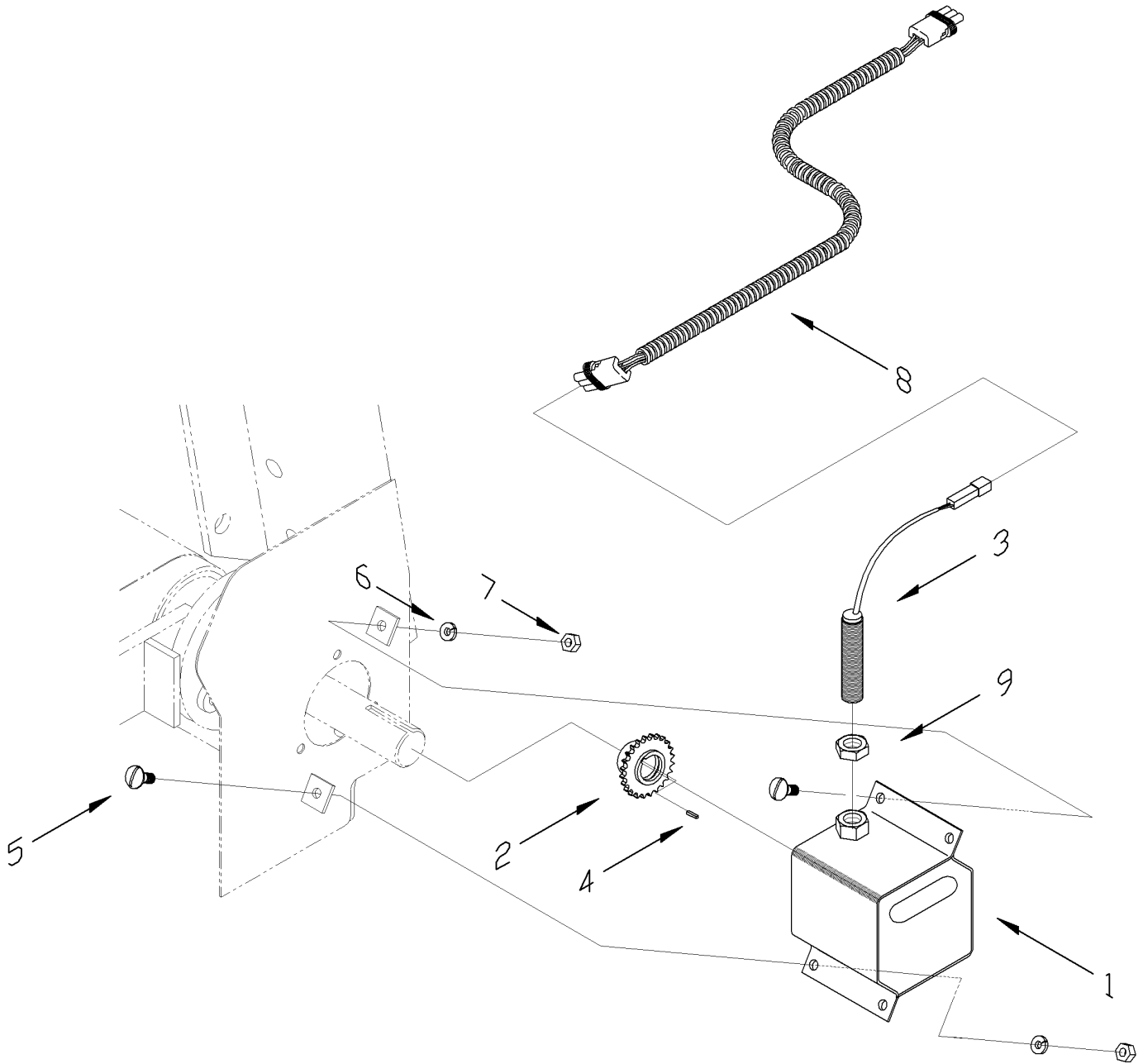
DRIVE SHAFT - CASE 2188
(S/N: 13H-99001 - 13H-99099) (S/N: 15H-99001 - 15H-99099)

DRIVE SHAFT – CASE 2188 (S/N: 13H-99001 – 13H-99099) (S/N: 15H-99001 – 15H-99099)

ITEM No.	QTY	PMF PART No.	DESCRIPTION
1	1	31-11412-01	DRIVESHAFT 33" 750RP 1.25 X Z6 Replace with 31-11415-01
2	1	N/A	TELESCOPING SHIELD PAIR, LM
3	1	N/A	TELESCOPING SHAFT, LM
4	1	31-10602-10	SPRING PIN, 8 MM X 55 MM, BARE
5	1	N/A	CLUTCH, LM
	1	N/A	REBUILD KIT, CLUTCH
6	2	31-11503-01	REPAIR KIT, U-JOINT 74.5x27
7	1	N/A	YOKE, SHAFT MOUNT, CLUTCH END, LM
8	1	N/A	SHIELD BEARING, CLUTCH END, LM
9	1	N/A	SHIELD BEARING, DRIVE END, LM
10	1	N/A	YOKE, SHAFT MOUNT, DRIVE END, LM
11	1	31-11510-08	YOKE, 1 1/8" HEX, QD W
12	2	N/A	CHAIN, DRIVE SHIELD, LM
13	1	31-10602-11	SPRING PIN, 8 MM X 60 MMBARE
14	1	31-11505-04	REPAIR KIT, DISCONNECT SLIDE
15	1	31-11505-03	REPAIR KIT, QUICK DISCONNECT

DIAL-A-SPEED – JOHN DEERE (RAKE-UP)

ITEM No.	QTY	PMF PART No.	DESCRIPTION
	1	01-12301-05	JD PMF HDR DAS KIT-50 SERIES COMBINES
	1	01-12301-02	COMBINES
1	1	01-12300-53	SENSOR MOUNT-R/U
2	1	01-10906-03	SPRKT, #35 X 24 T, 1 1/4 HUB
3	1	07-20050-00	COMBINES
	1	07-20059-00	ADAPTER-SPEED CNTRL-PRE 50 SERIES COMBINES
4	1	31-11303-01	SENSOR, SPEED AH116104
5	1	01-10910-01	1/4 X 1/4 X 1 1/4 KEY
6	2	31-50275-08	NUT JAM 3/4 UNF BARE
7	2	31-50231-01	5/16 UNC HEX NUT PLTD
8	4	31-10921-01	CLAMP CABLE, UMPCO S325 DG12 (NOT SHOWN)
9	4	31-50501-03	#14-1/2 SHEET METAL SCREW (NOT SHOWN)
10	1	53-12035-01	INSTRUCTIONS JD/PMF H-SER DAS - 50 SERIES COMBINES (NOT SHOWN)
	1	53-11022-01	INSTRUCTIONS JD/PMF H-SER DAS - PRE 50 SERIES COMBINES (NOT SHOWN)

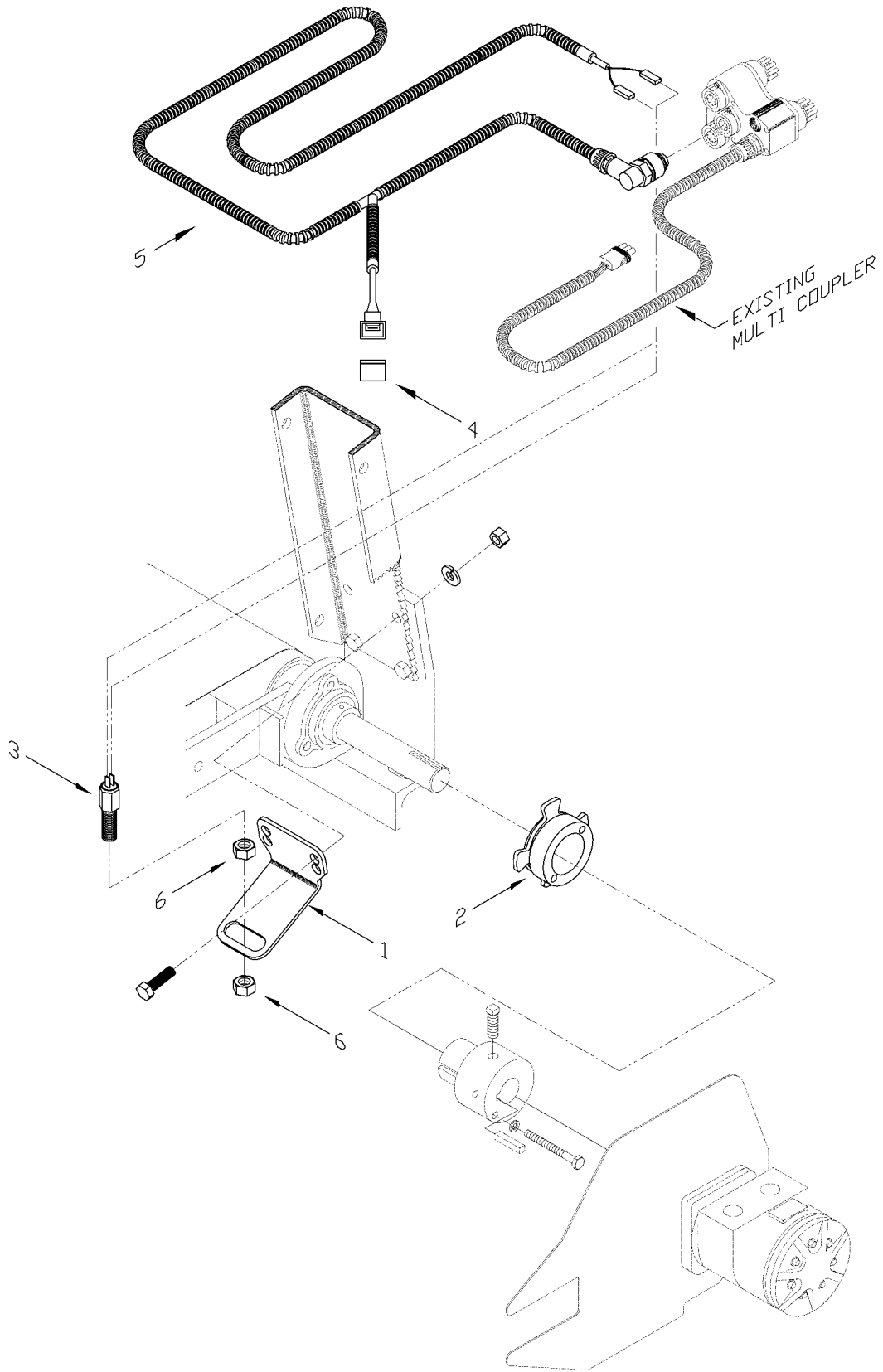


D00586

DIAL-A-SPEED – JOHN DEERE (SWATHMASTER)

DIAL-A-SPEED – JOHN DEERE (SWATHMASTER)

ITEM No.	QTY	PMF PART No.	DESCRIPTION
	1	01-12301-05	JD PMF HDR DAS KIT-50 SERIES COMBINES
	1	01-12301-02	JD PMF HDR DAS KIT - PRE 50 SERIES COMBINES
1	1	01-12300-47	SENSOR MOUNT,CAPPED,JD DAS,SM
2	1	01-10906-03	SPRKT, #35 X 24 T, 1 1/4 HUB
3	1	31-11303-01	SENSOR, SPEED AH116104
4	1	01-10910-01	1/4 X 1/4 X 1 1/4 KEY
5	2	31-50131-04	5/16 X 3/4 UNC TRUSS BOLT
6	2	31-50331-01	5/16 LOCK WASHER, PLATED
7	2	31-50231-01	5/16 UNC HEX NUT PLTD
8	1	07-20050-00	WRNG HRNS ADPTR 50 SER SPEED
9	1	31-50275-08	NUT JAM 3/4 UNF BARE
10	4	31-10921-01	CLAMP CABLE, UMPCO S325 DG12 (NOT SHOWN)
11	4	31-50501-03	#14-1/2 SHEET METAL SCREW (NOT SHOWN)
12	1	53-12035-01	INSTRUCTIONS JD/PMF H-SER DAS - 50 SERIES COMBINES (NOT SHOWN)
	1	53-11022-01	INSTRUCTIONS JD/PMF H-SER DAS - PRE 50 SERIES COMBINES (NOT SHOWN)

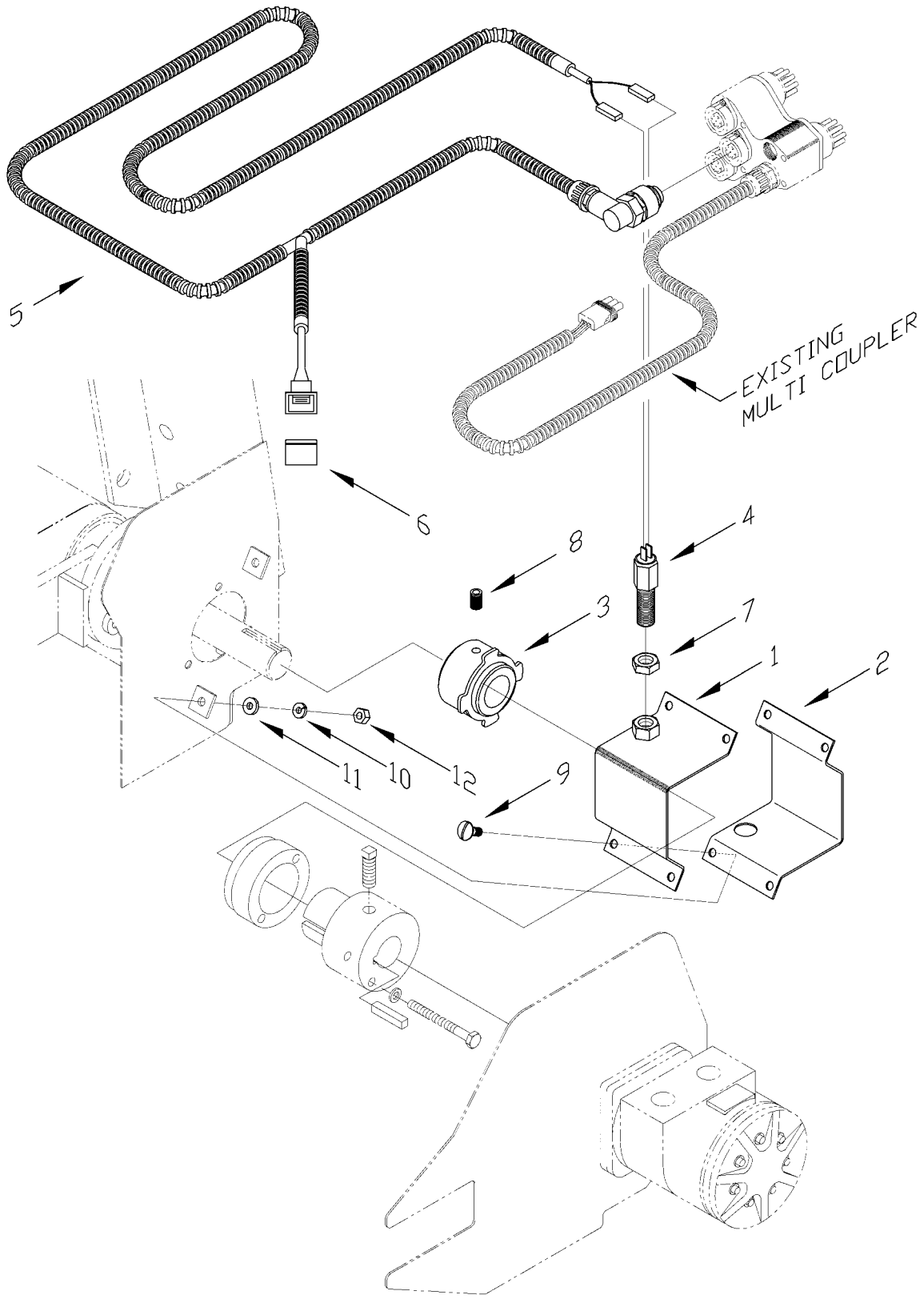


D00242

SPEED CONTROL - CATERPILLAR (RAKE-UP)

SPEED CONTROL – CATERPILLAR (RAKE-UP)

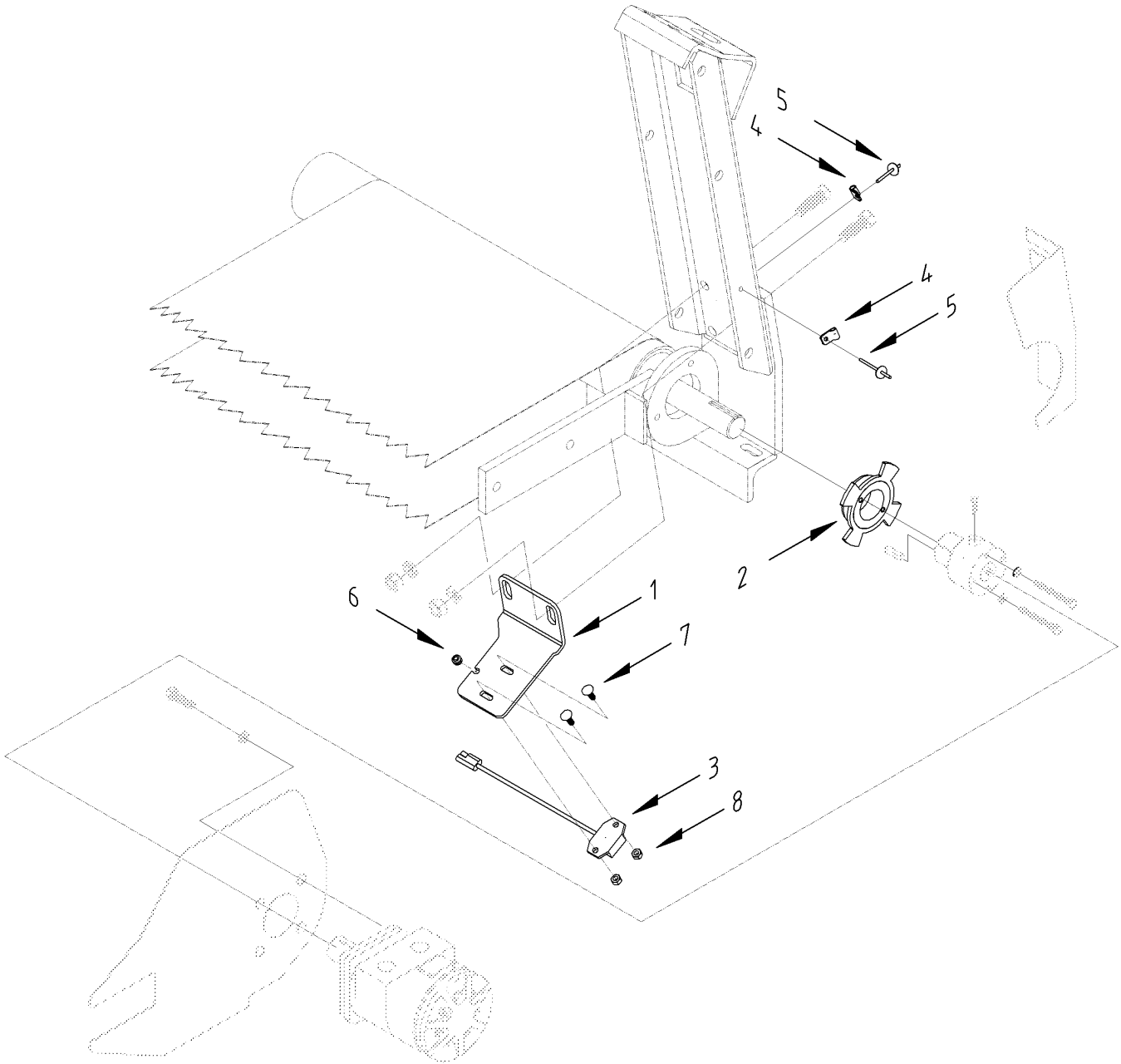
ITEM No.	QTY	PMF PART No.	DESCRIPTION
1	1	01-12300-53	SENSOR MOUNT-R/U
2	1	01-15003-00	TARGET, R/U MI SPD SENSOR, LRG
3	1	31-11303-02	SENSOR (SPEED)
4	1	31-22328-05	DUMMY PLUG, HARNES, CAT.
5	1	31-11328-04	HARNES ASSY, SPEED CONTR. CAT
6	2	31-51218-02	NUT M18 X 1.5 JAM, CL8 PLATED



SPEED CONTROL - CATERPILLAR (SWATHMASTER)

SPEED CONTROL - CATERPILLAR (SWATHMASTER)

ITEM No.	QTY	PMF PART No.	DESCRIPTION
1	1	07-10290-00	SENSOR MOUNT- CAT, SM
2	1	07-10295-00	SENSOR MOUNT - BOTTOM HALF SM
3	1	01-15002-00	TARGET,SM RU STD CAT SPD SENS
4	1	31-11303-02	SENSOR (SPEED)
5	1	31-11328-04	HARNES ASSY, SPEED CONTR. CAT
6	1	31-22328-05	DUMMY PLUG, HARNES, CAT.
7	1	31-51218-02	NUT M18 X 1.5 JAM, CL8 PLATED
8	1	31-50914-06	5/16 X 1/2 SOCKET HEAD SET SCR
9	4	31-50131-04	5/16 X 3/4 UNC TRUSS BOLT
10	4	31-50331-01	5/16 LOCK WASHER, PLATED
11	4	31-50331-02	5/16 USS FLAT WASHER, PLATED
12	4	31-50231-01	5/16 UNC HEX NUT PLTD
13	2	31-10958-02	HD TIE WRAP 21 15/32" BLACK
14	3	31-10960-01	TIE STRAP, 8.5" NYLON W/EYELET

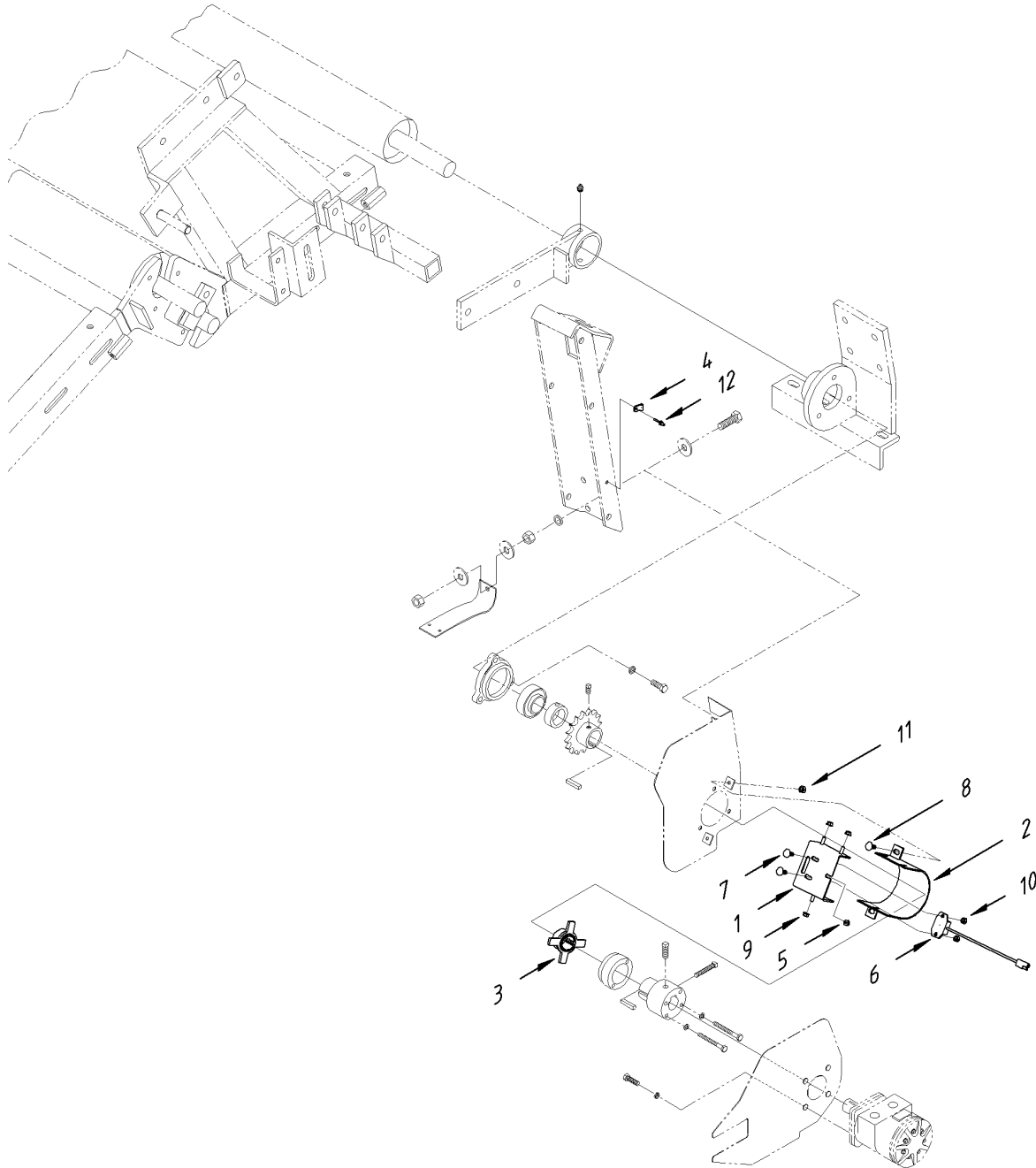


D00530

SPEED CONTROL (RAKE-UP) – AGCO CHALLENGER/MASSEY/GLEANER

SPEED CONTROL (RAKE-UP) – AGCO CHALLENGER/MASSEY/GLEANER

ITEM No.	QTY	PMF PART No.	DESCRIPTION
1	1	01-15005-00	SENSOR MOUNT, RU
2	2	01-15004-00	TARGET/HUB, RU MI, 4 LOBE
3	1	31-11309-01	SPEED SENSOR
4	2	31-10960-03	NYLON CLAMP, 1/4, BLACK
5	2	31-50666-03	RIVET 3/16 X 1/4 X 3/8 STEEL
6	1	31-11202-01	GRMT 3/16 IDX3/16 GRVXS/16 HOL
7	2	31-50125-04	1/4 x 3/4 UNC BOLT-TRUSS
8	2	31-50225-06	NUT, 1/4 UNC, NYLOCK

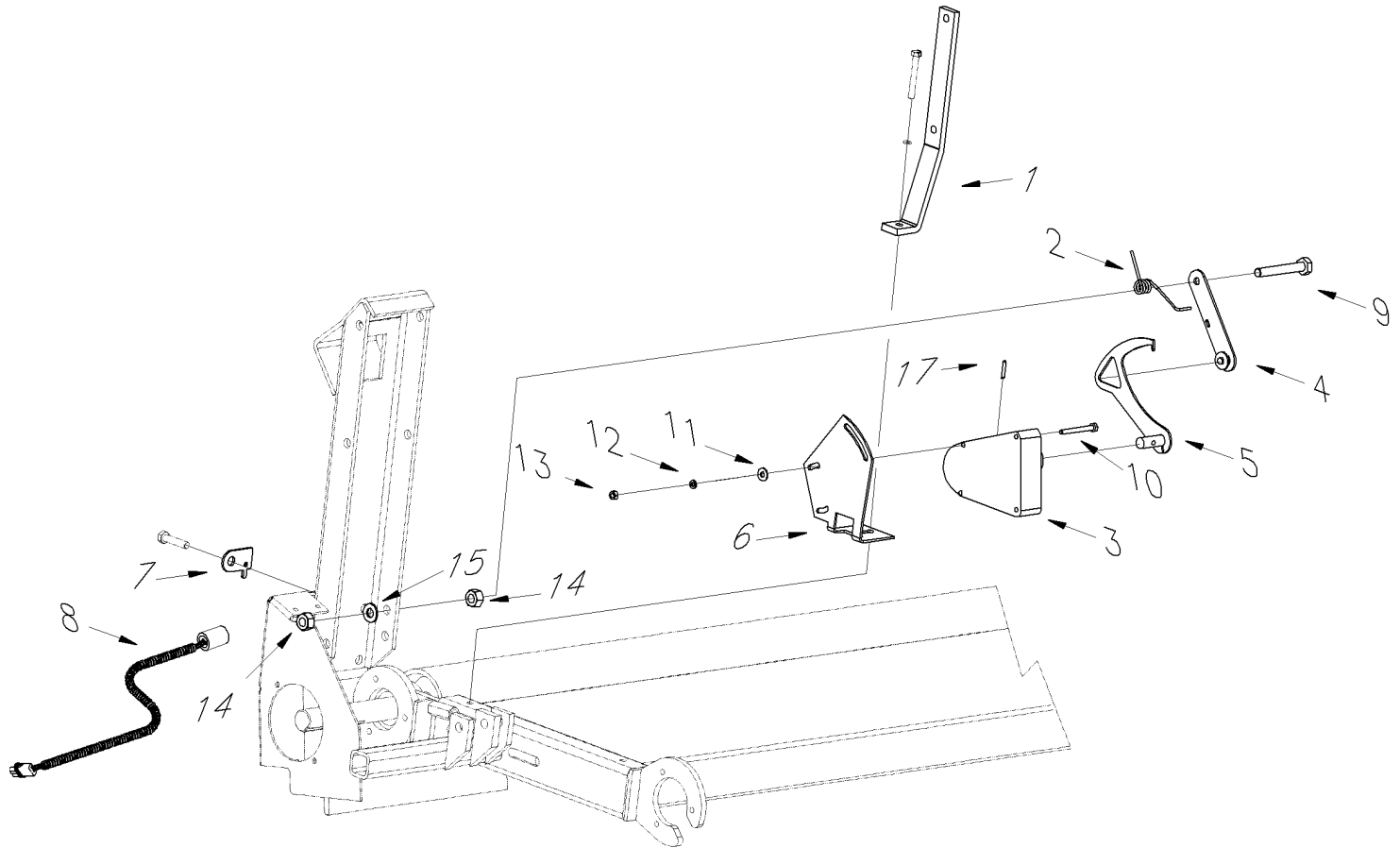


D00531

SPEED CONTROL (SWATHMASTER) – AGCO CHALLENGER/MASSEY/GLEANER

SPEED CONTROL (SWATHMASTER) - AGCO CHALLENGER/MASSEY/GLEANER

ITEM No.	QTY	PMF PART No.	DESCRIPTION
1	1	03-10400-01	TOP BRKT ASSY-AGCO SPD CNTRL
2	1	03-10401-01	LOWER BRKT ASSY-AGCO SPD CNTRL
3	1	03-10402-01	TARGET ASSY-AGCO SPD CNTRL, SM
4	2	31-10960-03	NYLON CLAMP, 1/4, BLACK
5	1	31-11202-01	GRMT 3/16 IDX3/16 GRVXS/16 HOL
6	1	31-11309-01	SPEED SENSOR
7	2	31-50125-04	1/4 x 3/4 UNC BOLT-TRUSS
8	6	31-50131-04	5/16 X 3/4 UNC TRUSS BOLT
9	3	31-50225-03	1/4 SERRATED FLANGE NUT
10	2	31-50225-06	NUT, 1/4 UNC, NYLOCK
11	2	31-50231-02	NUT, 5/16 UNC UNITORQUE PLATED
12	2	31-50666-03	RIVET 3/16 X 1/4 X 3/8 STEEL

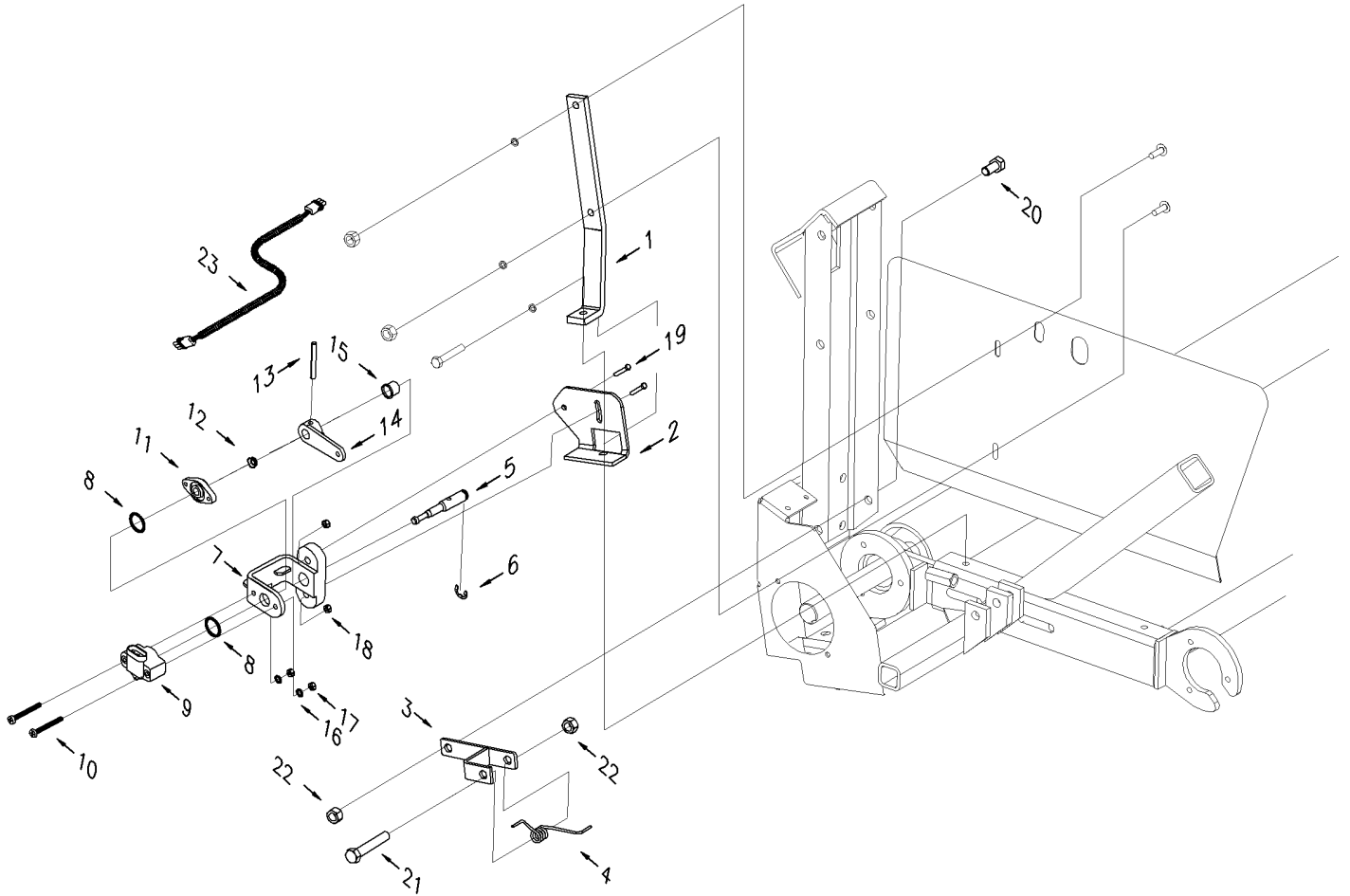


DIAL-A-MATIC – JOHN DEERE
PRE 50 SERIES COMBINES

DIAL-A-MATIC - JOHN DEERE

PRE 50 SERIES COMBINES

ITEMNo.	QTY	PMF PART No.	DESCRIPTION
1	1	01-10503-03	WINDGUARD BRKT, 14' SERIES III
2	1	01-12300-46	SPRING SERIES III DAM
3	1	31-11300-01	CONTROL BOX AH143851
4	1	01-12300-42	LINK SERIES III DAM
5	1	01-12300-41	LEVER SERIES III DAM
6	1	01-12300-40	MOUNT PLATE.SER III DAM
7	1	01-12300-45	TAB SPRING MOUNT
8	1	31-11301-01	HARNESS, AH125007
9	1	31-50150-08	1/2 X 3 1/2 UNC BOLT
10	3	31-50125-16	1/4 X 2 1/2 CARR.BOLT
11	3	31-50325-03	1/4 FLAT WASHER 17/64ID 3/4OD
12	3	31-50325-01	1/4 LOCKWASHER, PLATED
13	3	31-50225-01	1/4 UNC NUT
14	2	31-50250-01	1/2 UNC HEX NUT PLATED
15	1	31-50350-01	1/2 LOCK WASHER, PLATED
16	4	31-50501-03	#14-1/2 SHEET METAL SCREW
17	4	31-10921-01	CLAMP CABLE, UMPCO S325 DG12
18	1	53-11010-00	INSTRUCTIONS - JD PRE 50 SER DAS/AHC (NOT SHOWN)



D00587

**AUTOMATIC HEIGHT CONTROL – JOHN DEERE
50 SERIES COMBINES**

AUTOMATIC HEIGHT CONTROL - JOHN DEERE

50 SERIES COMBINES

ITEM No.	QTY	PMF PART No.	DESCRIPTION
1	1	01-10503-03	WINDGUARD BRKT, 14' SERIES III
2	1	01-12300-50	BRACKET, JD AHC
3	1	01-12300-49	LEVER, JD AHC
4	1	01-12300-46	SPRING SERIES III DAM
5	1	31-11326-11	SHAFT-AHC POTENTIOMETER
6	1	31-11326-05	SNAP RING 1/2" INTERNAL DIA
7	1	31-11326-12	BRACKET-AHC POTENTIOMETER
8	2	31-11326-03	O-RING
9	1	31-11326-10	AHC POTENTIOMETER-SENSOR
10	2	31-51505-01	M5 X 45 PHIL BUTTON HD SCREW
11	1	31-11326-06	SEAL HOUSING-AHC POTENTIOMETER
12	1	31-11326-02	SEAL AHC POTENTIOMETER
13	1	31-11326-01	SPRING PIN, 7/32"x2"
14	1	31-11326-00	ARM, JD HEIGHT SENSOR
15	1	31-11326-04	GROMMET-AHC POTENTIOMETER
16	2	31-51305-01	WASHER, 5mm STD FLAT Gr A PL
17	2	31-51205-01	NUT M5x0.8, Gr A, PLATED
18	2	31-50231-02	NUT, 5/16 UNC UNITORQUE PLATED
19	2	31-50131-06	5/16 X 1 1/4 UNC BOLT
20	1	31-50150-01	1/2 X 1 UNC BOLT
21	1	31-50150-06	1/2 X 3 UNC BOLT
22	2	31-50250-05	1/2NC GRB UNITORQUE NUT PLTD
23	1	07-20051-00	WRNG HRNS ADTR 50 SER HEIGHT
24	4	31-50501-03	#14-1/2 SHEET METAL SCREW (NOT SHOWN)
25	4	31-10921-01	CLAMP CABLE, UMPCO S325 DG12 (NOT SHOWN)
26	1	53-12034-01	INSTRUCTIONS - JD 50 SER/PMF H DAS/AHC (NOT SHOWN)

