

# **PW8**

## **Pick-Up Header**

Parts Catalog

262859 Revision A

Original Instruction

## PW8 Pick-Up Header



Published October 2024

### **NOTE:**

Keep your MacDon publications up-to-date. The most current version can be downloaded from our website ([www.macdon.com](http://www.macdon.com)) or from our Dealer-only site (<https://portal.macdon.com>) (login required).

This document is available in English, French, Portuguese, Russian, and Spanish. The most current version can be downloaded from our Dealer-only site (<https://portal.macdon.com>) (login required).

© 2024 MacDon Industries, Ltd.

The information in this publication is based on the information available and in effect at the time of printing. MacDon Industries, Ltd. makes no representation or warranty of any kind, whether expressed or implied, with respect to the information in this publication. MacDon Industries, Ltd. reserves the right to make changes at any time without notice.

## Introduction

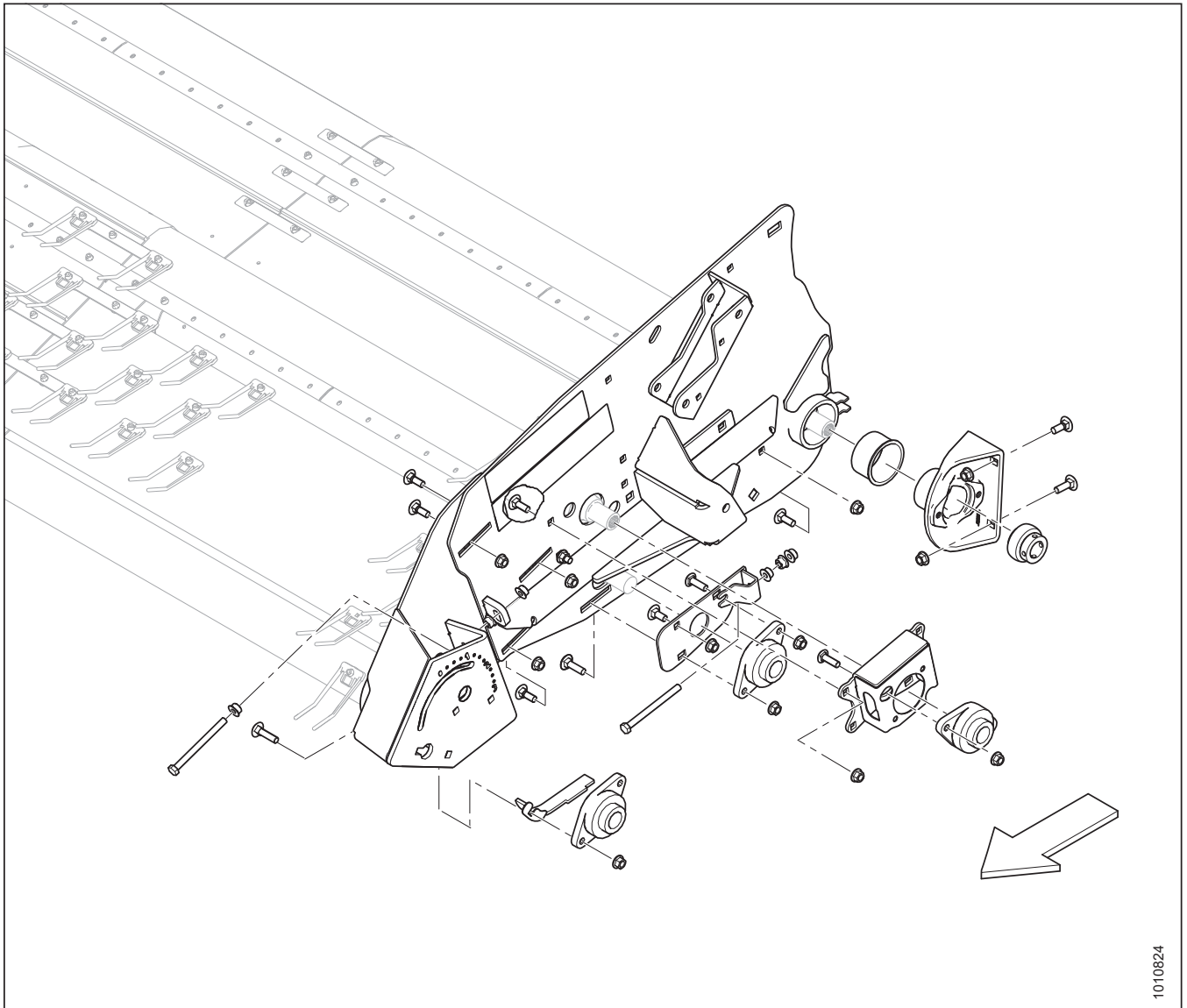
This Parts Catalog lists all the replacement parts that can be ordered for a MacDon PW8 Pick-Up Header.

When ordering, be sure the complete and proper part number is given.

**Bold text is used to indicate updates made at the current revision level.** With each new revision of the catalog, previous revisions are returned to regular text.

Electrical connectors used on MacDon products are available for sale but not listed in this catalog. For the list of available connectors, refer to the Electrical Connectors Parts Catalog (MD #169641).

In this catalog, right-hand (RH) and left-hand (LH) are determined from the operator's seated position in the combine. An arrow is sometimes used in illustrations to indicate forward position as shown below.



1010824

## Abbreviations

A/R – as required (quantity varies)	ASSY – assembly	BHRN – button head rib neck
BV – ball valve	CCW – counterclockwise	CON – conical (spring washer)
CSK – countersink	C/W – complete with	CW – clockwise
DBLE – double	DK – double knife	DR – double reel
DT – distorted thread	FLG – flange	GA – gauge
GR – grade	GS – grass seed	HD – head
HDR – header	HFA – hydraulic fore-aft	HH – hex head
HNBR – hydrogenated nitrile butadiene rubber	HYD – hydraulic	I.D. – inside diameter
IP – internal plus (torx plus)	KP – knife pressure	KR – knife return
LG – long	LH – left hand (determined from Operator's position, facing forward)	LK – lock
MACH – machine	MD – MacDon	MFA – manual fore-aft
MY – model year	NC – national coarse thread	NF – national fine thread
NSS – not sold separately	NT – narrow transport	O.D. – outside diameter
OPT – optional	PO – pilot operated	PT – pull-type (mower conditioner)
RC – roller chain	REF – reference, part number called up elsewhere in catalog	REG – regular
RH – right hand (determined from Operator's position, facing forward)	RHSN – round head, square neck or square neck carriage bolt	RHSSN – round head, short, square neck
RTD – rotating tine drum	SAE – Society of Automotive Engineers (part produced to comply with)	SD – side draper
SER – serrated	SK – single knife	SKT HD – socket head
SMTH – smooth	SMV – slow moving vehicle	SOCK – socket
SP – self-propelled (windrower) header	SPCL – special	SPH – spherical
SPI – serrations per inch (knife Sections)	SR – single reel	STL – steel (stainless)
STR – standard	STVR – Stover	TFL – thread full length
THD – thread	TR – triple reel	UCA – upper cross auger
UDK – untimed double knife	UNC – unified coarse thread	UNEF – unified extra fine thread
UNF – unified fine thread	UNS – unified special thread series	VK – vertical knife
WF – wide frame	ZP – zinc plated	

## Serial Number Breaks

The side of the serial number on which the dash (–) appears determines whether the part is used up to or after the serial number given.

**Example:**

- –451189: Used on machines up to and including serial number 451189
- 451190– : Used on machines including and after serial number 451190

## Summary of Changes – PW8 (262859 Rev. A)

This list covers changes made since the last revision (215933 Rev. A).

Section	Summary of Change	Internal Use Only
<i>58 Decals – Portuguese, page 123</i>	Added topic with new illustration 1045484.	ECN 63220
<i>59 Decals – Spanish, page 125</i>	Added topic with new illustration 1045485.	ECN 63220
<i>Throughout</i>	Edited footnotes.	Technical Publications

TABLE OF CONTENTS

Introduction ..... i  
Abbreviations..... ii  
Serial Number Breaks ..... iii  
Summary of Changes – PW8 (262859 Rev. A)..... iv

**1 Endshields ..... 1**  
**2 Base Assembly ..... 3**  
**3 Base Assembly – Miscellaneous ..... 7**  
**4 Base Assembly Hydraulics – 2019 and Prior ..... 9**  
**5 Base Assembly Hydraulics – 2020 and Later ..... 11**  
**6 Lights..... 13**  
**7 Auger Assembly – 2015 and Prior..... 15**  
**8 Auger Assembly – 2016 and Later ..... 19**  
**9 Auger Internal Assembly..... 21**  
**10 Auger Dent Repair Kit..... 25**  
**11 Cutterbar Seal ..... 27**  
**12 Decks – Mechanism ..... 29**  
**13 Decks – Motors ..... 31**  
**14 Decks – Drapers and Rollers ..... 33**  
**15 Hold-Down Assembly ..... 35**  
**16 Hold-Down Performance Option ..... 37**  
**17 Seed Saver Performance Option ..... 39**  
**18 Wheel Assembly – Fixed Wheels..... 41**  
**19 Wheel Assembly – Caster Wheels..... 43**  
**20 Combine Completion – Connection (Challenger®/Massey Ferguson®) ..... 45**  
**21 Combine Completion – Sensors (Challenger®/Massey Ferguson®) ..... 47**  
**22 Combine Completion – Hydraulic/Electric (Challenger®/Massey Ferguson®) ..... 49**  
**23 Combine Completion – Connection (Gleaner®) ..... 51**  
**24 Combine Completion – Sensors (Gleaner®)..... 53**  
**25 Combine Completion – Hydraulic/Electric (Gleaner®)..... 55**  
**26 Combine Completion – Connection, 2022 and Prior (IDEAL™)..... 57**  
**27 Combine Completion – Connection, 2023 (IDEAL™) ..... 59**  
**28 Combine Completion – Sensors (IDEAL™)..... 61**  
**29 Combine Completion – Hydraulic/Electric (IDEAL™)..... 63**  
**30 Combine Completion – Connection (CNH) ..... 65**  
**31 Combine Completion – Sensors (CNH)..... 67**  
**32 Combine Completion – Sensors (New Holland, 10 Volt) ..... 69**  
**33 Combine Completion – Hydraulic/Electric (CNH)..... 71**  
**34 Combine Completion – Connection (JD) ..... 73**  
**35 Combine Completion – Sensors (JD) ..... 75**  
**36 Combine Completion – Hydraulic/Electric, 2015 and Prior (JD) ..... 77**  
**37 Combine Completion – Hydraulic/Electric, 2016 and Later (JD) ..... 79**  
**38 Combine Completion – Connection (Versatile) ..... 83**  
**39 Combine Completion – Sensors (Versatile) ..... 85**

## TABLE OF CONTENTS

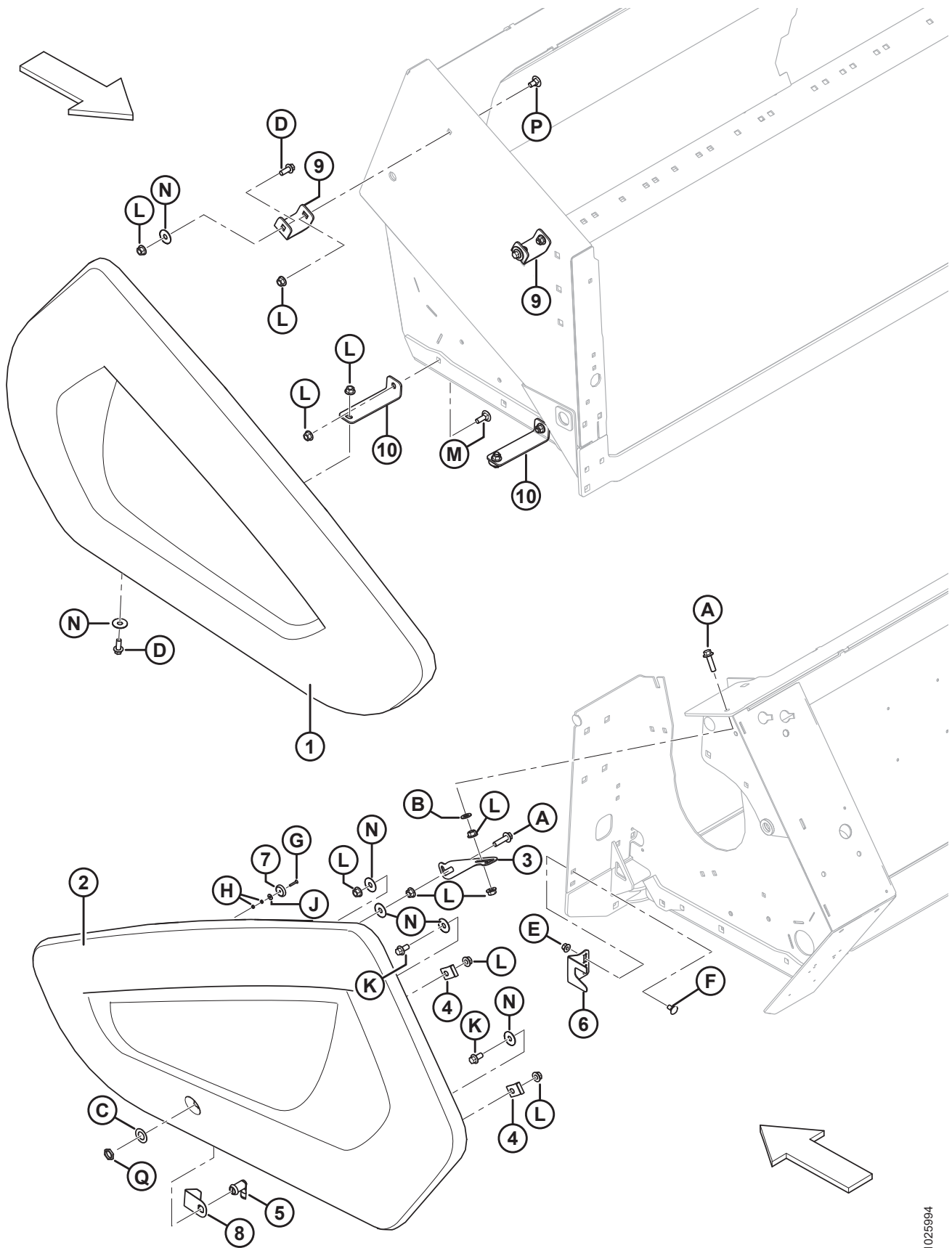
---

40	Combine Completion – Hydraulic/Electric (Versatile) .....	87
41	Gleaner to Axial (Challenger® or Massey Ferguson®) Conversion – Auger Internal Assembly .....	89
42	Gleaner to Axial (Challenger® or Massey Ferguson®) Conversion – Connection .....	91
43	Gleaner to Axial (Challenger® or Massey Ferguson®) Conversion – Speed Sensor .....	93
44	Axial (Challenger® or Massey Ferguson®) to Gleaner® Conversion – Auger Internal Assembly .....	95
45	Axial (Challenger® or Massey Ferguson®) to Gleaner® Conversion – Connection .....	97
46	Axial (Challenger® or Massey Ferguson®) to Gleaner® Conversion – Speed Sensor .....	99
47	Axial (Challenger® or Massey Ferguson®) to IDEAL™ Conversion – Connection.....	101
48	Axial (Challenger® or Massey Ferguson®) to IDEAL™ Conversion – Endshields and Stands .....	103
49	Driveline Components – MD #152555 .....	105
50	Driveline Components – MD #152556 .....	107
51	Driveline Components – MD #152558 .....	109
52	Driveline Components – MD #237985 .....	111
53	Driveline Components – MD #302068 .....	113
54	Driveline Components – MD #302094 .....	115
55	Decals – Information .....	117
56	Decals – Product Identification .....	119
57	Decals – Safety/Reflectors .....	121
58	Decals – Portuguese .....	123
59	Decals – Spanish.....	125
	Index .....	128





# 1 Endshields

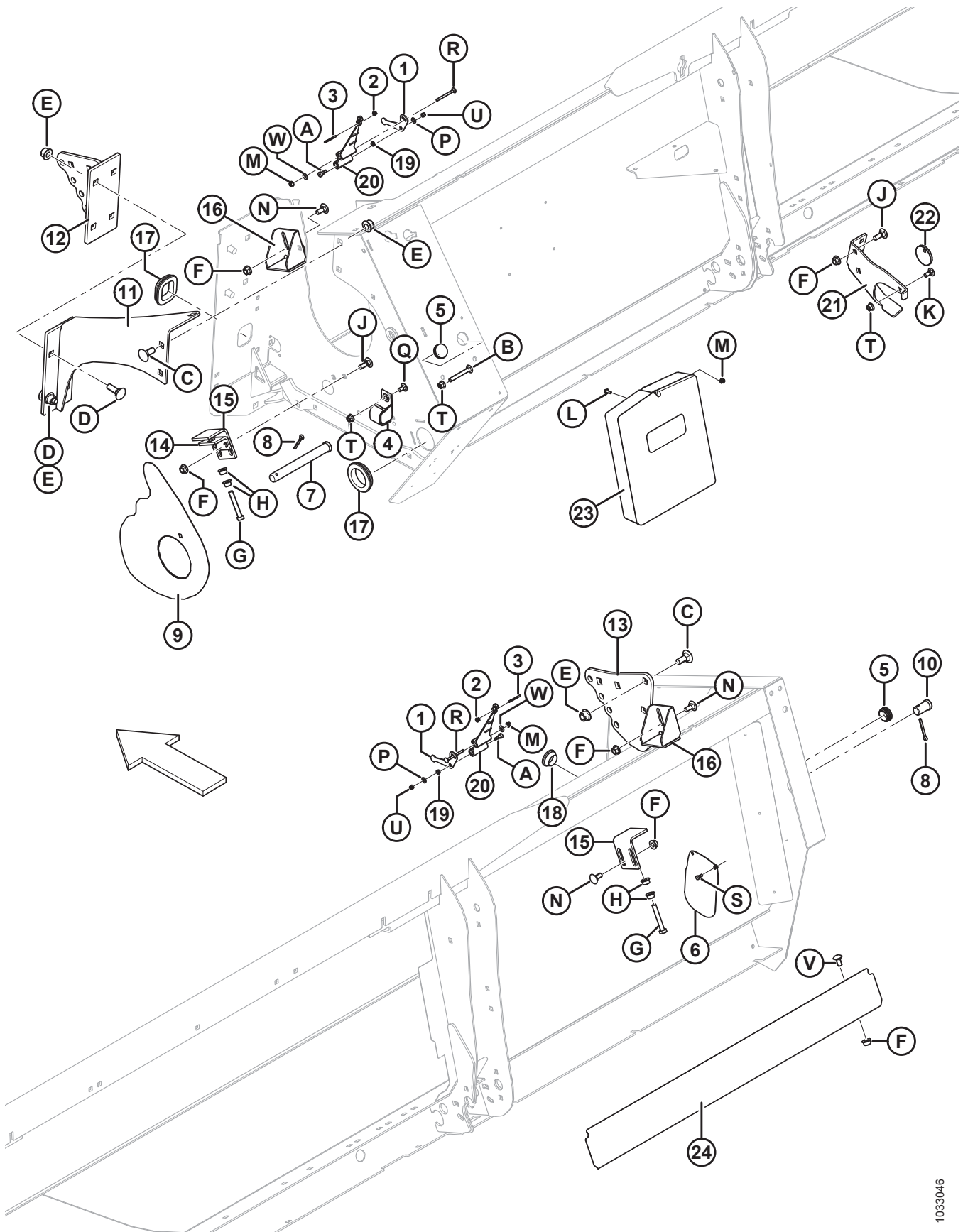


**ENDSHIELDS**

Ref	Part Number	Description	Qty	Serial Number
1	302244	SHIELD – RH, WITH DECAL	1	
	237158	SHIELD – RH, MASSEY FERGUSON	1	
	237161	SHIELD – RH, CHALLENGER	1	
	237164	SHIELD – RH, GLEANER	1	
2	302243	SHIELD – LH, WITH DECAL	1	
	197447	SHIELD – LH, MASSEY FERGUSON	1	
	197448	SHIELD – LH, CHALLENGER	1	
	197449	SHIELD – LH, GLEANER	1	
3	237084	SUPPORT	1	
4	237165	HINGE	2	
5	136680	LATCH – COMPRESSION CAM	1	
6	237432	SUPPORT – LATCH	1	266820–
	237346	SUPPORT – LATCH <sup>1</sup>	1	–266819
7	135923	MAGNET AND CLIP SET	1	
8	237431	STOP – LH SHIELD	1	266820–
	237352	STOP – LH SHIELD <sup>2</sup>	1	–266819
9	237127	SUPPORT	2	
10	237355	SUPPORT	2	
A	136663	BOLT – HEX FLG HD TFL M12 X 1.75 X 45-10.9-A3L		
B	18599	WASHER – SAE FLAT 17/32 I.D. X 1-1/16 IN. O.D. ZP		
C	136681	WASHER – FLAT		
D	148798	BOLT – HEX FLG HD M12 X 1.75 X 30-10.9-A3L		
E	50101	NUT – HEX FLG STVR LOC M10 X 1.5-10-A3L		
F	136178	BOLT – RHSN M10 X 1.5 X 20-8.8-A3L		
G	136038	SCREW – HEX SOC CSK HD TFL M4 X 0.7 X 25-10.9-A3L		
H	30855	NUT – HEX M4 X 0.7-8-A2L		
J	184701	WASHER – FLAT LARGE M5-200HV-A2L		
K	136399	BOLT – HEX FLG HD TFL M12 X 1.75 X 25-8.8-A3L		
L	136431	NUT – HEX FLG CTR LOC M12 X 1.75-10		
M	152601	BOLT – RHSN M12 X 1.75 X 35-10.9-A3L		
N	32247	WASHER – FLAT		
P	135903	BOLT – RHSN M12 X 1.75 X 25-8.8-A3L		
Q	136700	NUT – M22 X 1.5 SPECIAL		

1. Service part only for units made in model year 2014 and prior. For units made in model year 2015 and later, order MD #237432.
2. Service part only for units made in model year 2014 and prior. For units made in model year 2015 and later, order MD #237431.

## 2 Base Assembly

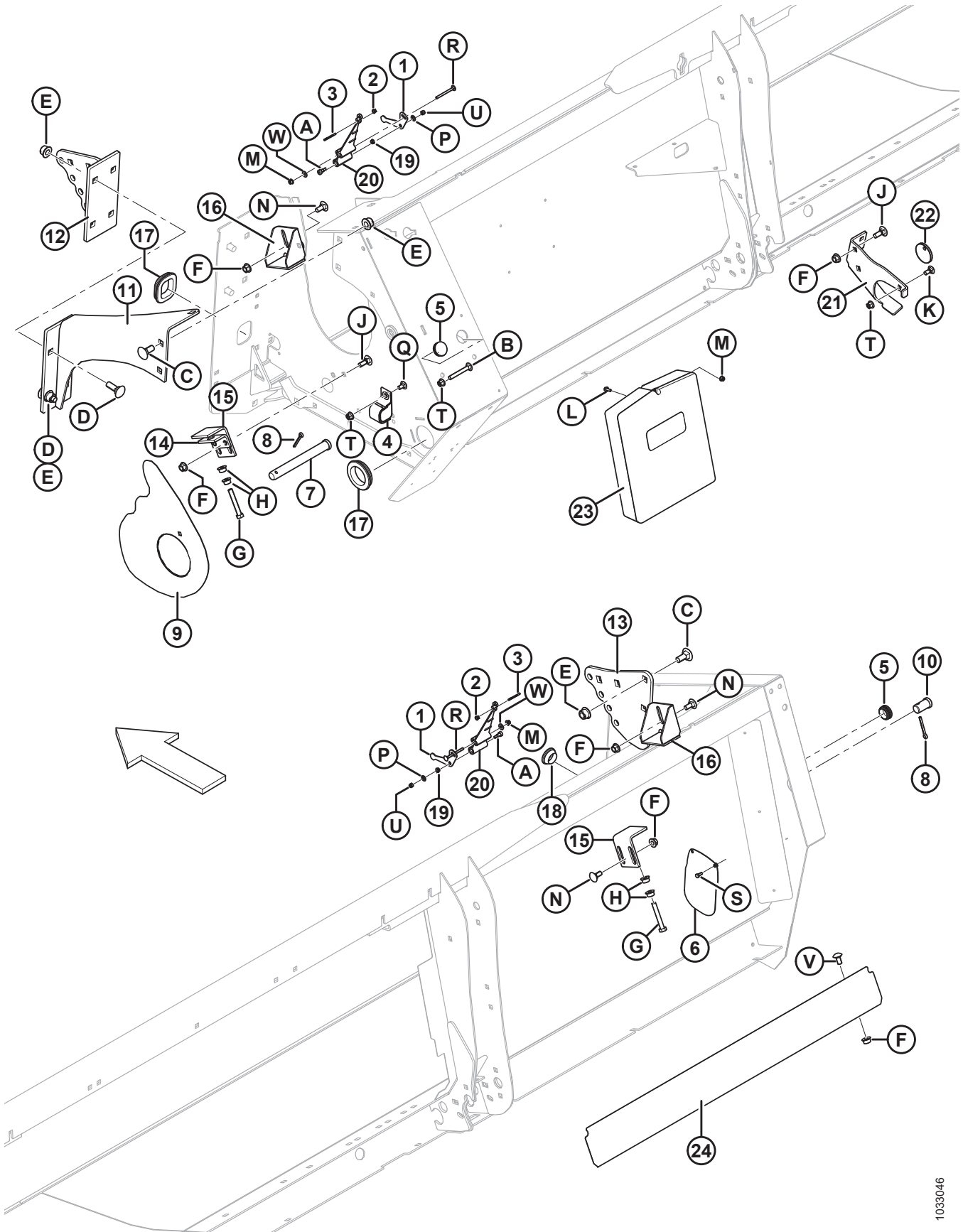


**BASE ASSEMBLY**

Ref	Part Number	Description	Qty	Serial Number
1	197139	ARM – SENSOR ACTIVATION	2	
2	153492	CLIP – ROD END	2	
3	158256	LINKAGE ROD	2	
4	163598	STRAP – VELCRO, HANGING	2	
5	161378	PLUG – HOLE 38 MM (Ø1.5 IN.)	2	
6	197941	COVER WELDMENT	1	
7	197157	PIN – CLEVIS	1	
8	18609	PIN – COTTER 1/4 DIA X 2 ZP	2	
9	152867	COVER – DRIVELINE	1	
10	152525	PIN – CLEVIS	1	
11	197226	WELDMENT – BRACE	1	
12	237473	FLOAT ANCHOR WELDMENT, LH	1	
13	237474	PLATE – RH FLOAT ANCHOR	1	
14	237037	ANGLE	1	
15	152419	BRACKET	2	
16	237609	BRACKET – AUGER STOP	2	
17	172877	GROMMET – 2.38 IN. I.D.	2	
18	42080	GROMMET	2	
19	156969	BUSHING – PLASTIC	2	
20	197094	ARM – SENSOR CONTROL	2	
21	237446	HOLDER WELDMENT	1	266820–
	237122	HOLDER WELDMENT <sup>3</sup>	1	–266819
22	133165	DISC – LOCK, DRIVELINE	1	
23	220107	CASE – MANUALS	1	
24	152786	COVER – REAR BOTTOM BEAM	1	
A	197135	SCREW – HEX SOC HD SHLDR 8 X 10-12.9-A2L		
B	152157	BOLT – RHSN M10 X 1.5 X 80-8.8-A3L		
C	152685	BOLT – RHSN M16 X 2 X 40-10.9-A3L		
D	197154	BOLT – RHSN M16 X 2 X 50-10.9-A3L		
E	152520	NUT – HEX FLG TECH LOC M16 X 2-10-A3L		
F	148645	NUT – HEX FLG STVR LOC M12 X 1.75-10-A3L		
G	184674	BOLT – HEX HD TFL M12 X 1.75 X 80-8.8-A3L		
H	136036	NUT – HEX SMTH FLNG M12 X 1.75-8-A3L		
J	136291	BOLT – RHSN TFL M12 X 1.75 X 35-8.8-A3L		
K	135785	BOLT – RHSN M10 X 1.5 X 25-8.8-A3L		
L	135959	BOLT – HEX FLG HD M6 X 1 X 16-10.9-A2L		
M	152668	NUT – HEX FLG CTR LOC M6 X 1-8-A2L		
N	184667	BOLT – RHSN M12 X 1.75 X 30-8.8-A3L		
P	184708	WASHER – FLAT M8-200HV-A2L		
Q	136178	BOLT – RHSN M10 X 1.5 X 20-8.8-A3L		
R	197173	BOLT – RHSN M6 X 1 X 70-8.8-A2L		
S	184642	BOLT – HEX HD TFL M6 X 1 X 16-8.8-A2L		

3. Service part only for units made in model year 2014 and prior. For units made in model year 2015 and later, order MD #237446.

BASE ASSEMBLY

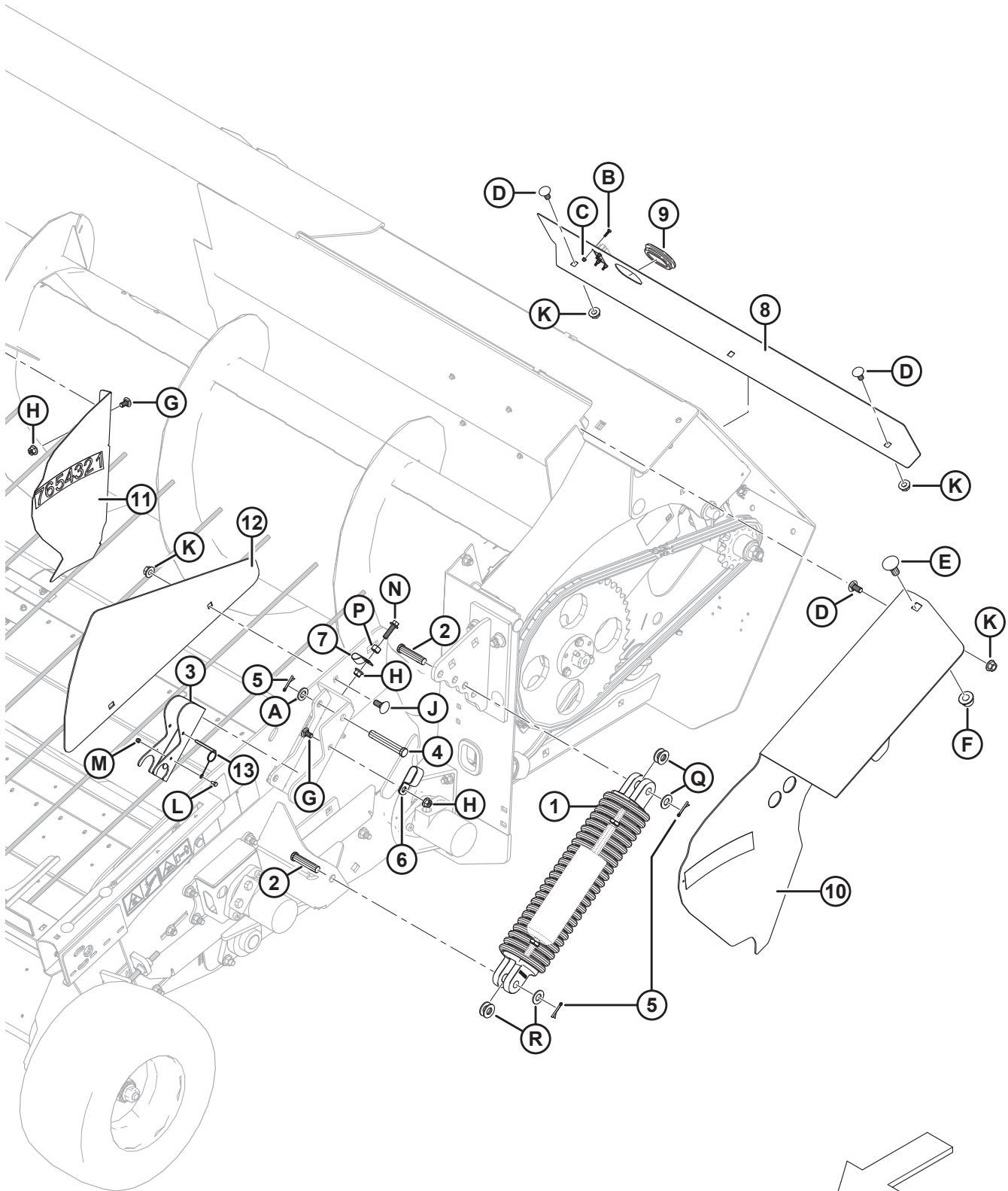


1033046

BASE ASSEMBLY

Ref	Part Number	Description	Qty	Serial Number
T	50101	NUT – HEX FLG STVR LOC M10 X 1.5-10-A3L		
U	184685	NUT – HEX NYLOC M6 X 1-8-A2L		
V	152439	BOLT – RHSSN M12 X 1.75 X 25-8.8-A3L		
W	18596	WASHER – SAE FLAT 9/32 I.D. X 5/8 IN. O.D. ZP		

### 3 Base Assembly – Miscellaneous



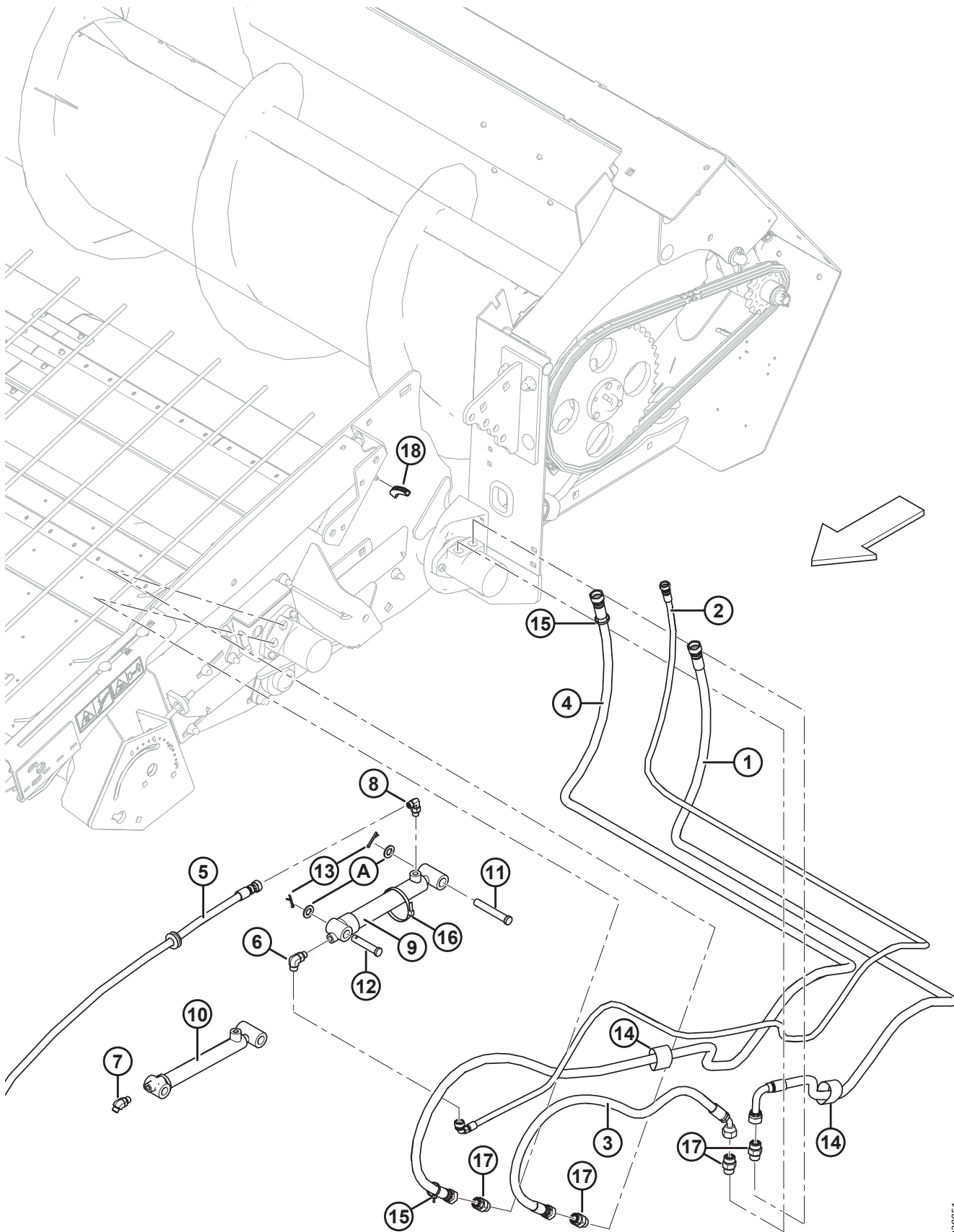


**BASE ASSEMBLY – MISCELLANEOUS**

<b>Ref</b>	<b>Part Number</b>	<b>Description</b>	<b>Qty</b>	<b>Serial Number</b>
1	237550	DAMPENER ASSEMBLY – EXTENSION	2	
2	18704	PIN – CLEVIS	4	
3	302038	SUPPORT	2	
4	103105	PIN – CLEVIS	4	
5	18648	PIN – COTTER 3/16 DIA X 1.25 ZP	2	
6	103738	CLAMP – PVC INSULATED 13/16 IN. TUBE SIZE	1	
7	135232	CLAMP – DOUBLE HOSE INSULATED	1	
8	237194	COVER – REAR BOTTOM BEAM	1	
9	123982	GROMMET – 53.7 MM I.D.	1	
10	237727	PANEL – C/W DECAL, LH	1	
11	197517	PANEL – C/W DECAL, RH	1	
12	237016	DEFLECTOR – CROP	2	
13	237363	PIN – DETENT WITH 8 IN. LANYARD	2	
A	184717	WASHER – FLAT REG M16-200HV-A3L		
B	197319	BOLT – HEX HD TFL M4 X 0.7 X 16-8.8-A2L		
C	197320	NUT – HEX NYLOC M4 X 0.7-8-A2L		
D	152439	BOLT – RHSSN M12 X 1.75 X 25-8.8-A3L		
E	152685	BOLT – RHSN M16 X 2 X 40-10.9-A3L		
F	152520	NUT – HEX FLG TECH LOC M16 X 2-10-A3L		
G	184657	BOLT – RHSSN M10 X 1.5 X 20-8.8-A3L		
H	50101	NUT – HEX FLG STVR LOC M10 X 1.5-10-A3L		
J	184667	BOLT – RHSN M12 X 1.75 X 30-8.8-A3L		
K	148645	NUT – HEX FLG STVR LOC M12 X 1.75-10-A3L		
L	136263	BOLT – HEX HD TFL M5 X 0.8 X 10-8.8-A2L		
M	197230	NUT – HEX NYLOC M5 X 0.8-8-A2L		
N	136211	BOLT – HEX FLG HD M10 X 1.5 X 35-8.8-A3L		
P	184694	NUT – HEX M12 X 1.75-8-A3L <sup>4</sup>		
Q	18600	WASHER – SAE FLAT 21/32 I.D. X 1-5/16 IN. O.D. ZP		

4. Used as a spacer for double hose insulated clamp (MD #135232).

# 4 Base Assembly Hydraulics – 2019 and Prior

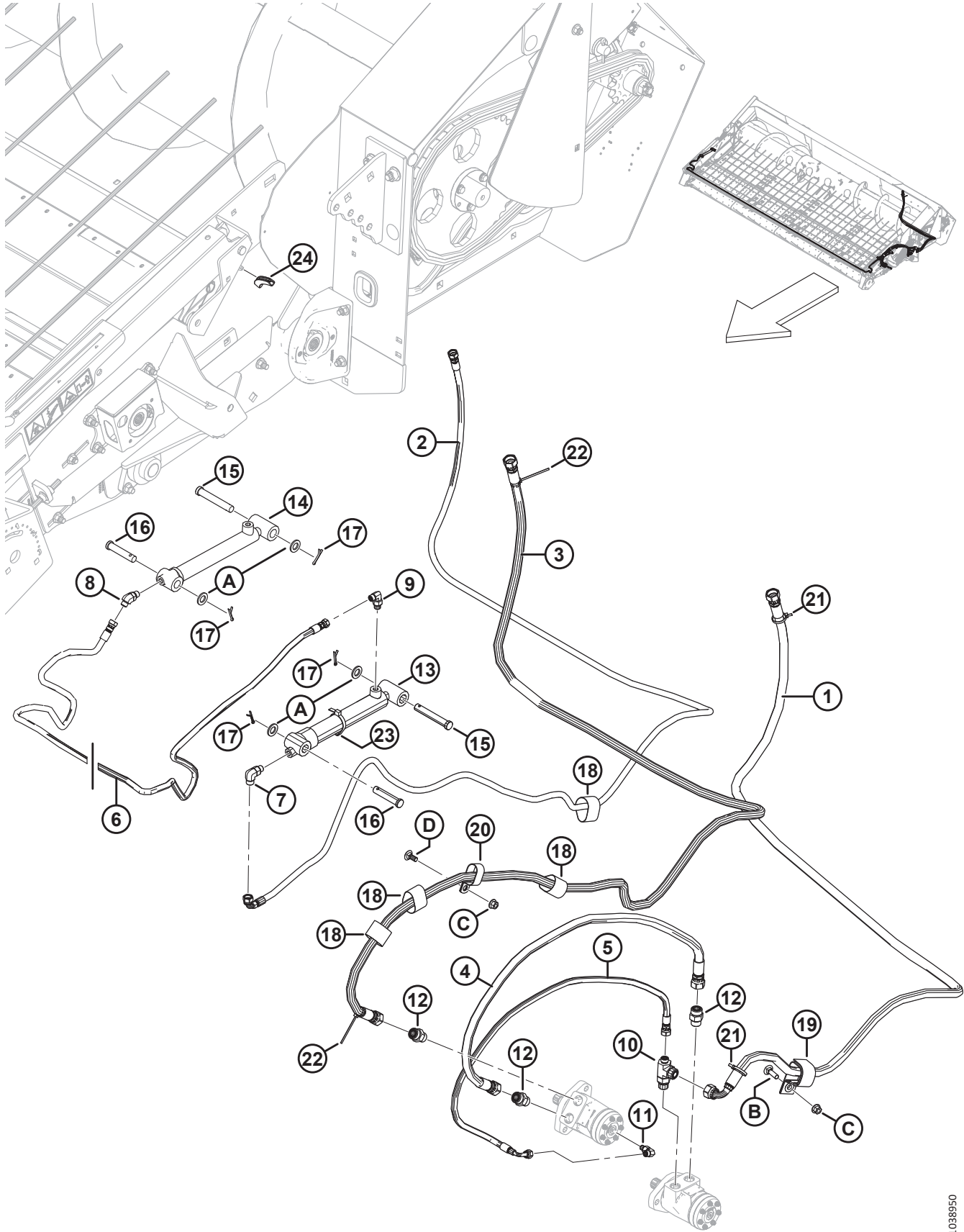


**BASE ASSEMBLY HYDRAULICS – 2019 AND PRIOR**

<b>Ref</b>	<b>Part Number</b>	<b>Description</b>	<b>Qty</b>	<b>Serial Number</b>
1	237177	HOSE – HYD	1	-371189
2	237179	HOSE – HYD	1	-371189
3	237178	HOSE – HYD	1	-371189
4	237176	HOSE – HYD	1	-371189
5	237180	HOSE – HYD <sup>5</sup>	2	-371189
6	136095	FITTING – ELBOW 90° HYD	1	-371189
7	136535	FITTING – ELBOW 45° HYD	1	-371189
8	136239	FITTING – ELBOW 90° HYD	1	-371189
9	237381	CYLINDER – HYD RAM, MASTER (LH)	1	-371189
	197498	SEAL KIT		
10	197492	CYLINDER – HYD RAM, SLAVE (RH)	1	-371189
	197500	SEAL KIT		
	237674	PLUG – CYLINDER BLEED	1	
11	103105	PIN – CLEVIS	4	-371189
12	18738	PIN – CLEVIS	2	-371189
13	18648	PIN – COTTER 3/16 DIA X 1.25 ZP	2	-371189
14	135443	CINCH STRAP – 4 IN. LG	3	-371189
15	40701	FASTENER – CABLE TIE (YELLOW)	1	-371189
16	21763	FASTENER – CABLE TIE (BLACK)	1	-371189
17	184461	FITTING – ADAPTER 10 MORFS X 10 MORB	4	-371189
18	176334	SEAL – EDGE TRIM	1	-371189
A	184717	WASHER – FLAT REG M16-200HV-A3L		

5. For grommet (MD #112520) attached to the hose, refer to Section *15 Hold-Down Assembly, page 35*.

# 5 Base Assembly Hydraulics – 2020 and Later

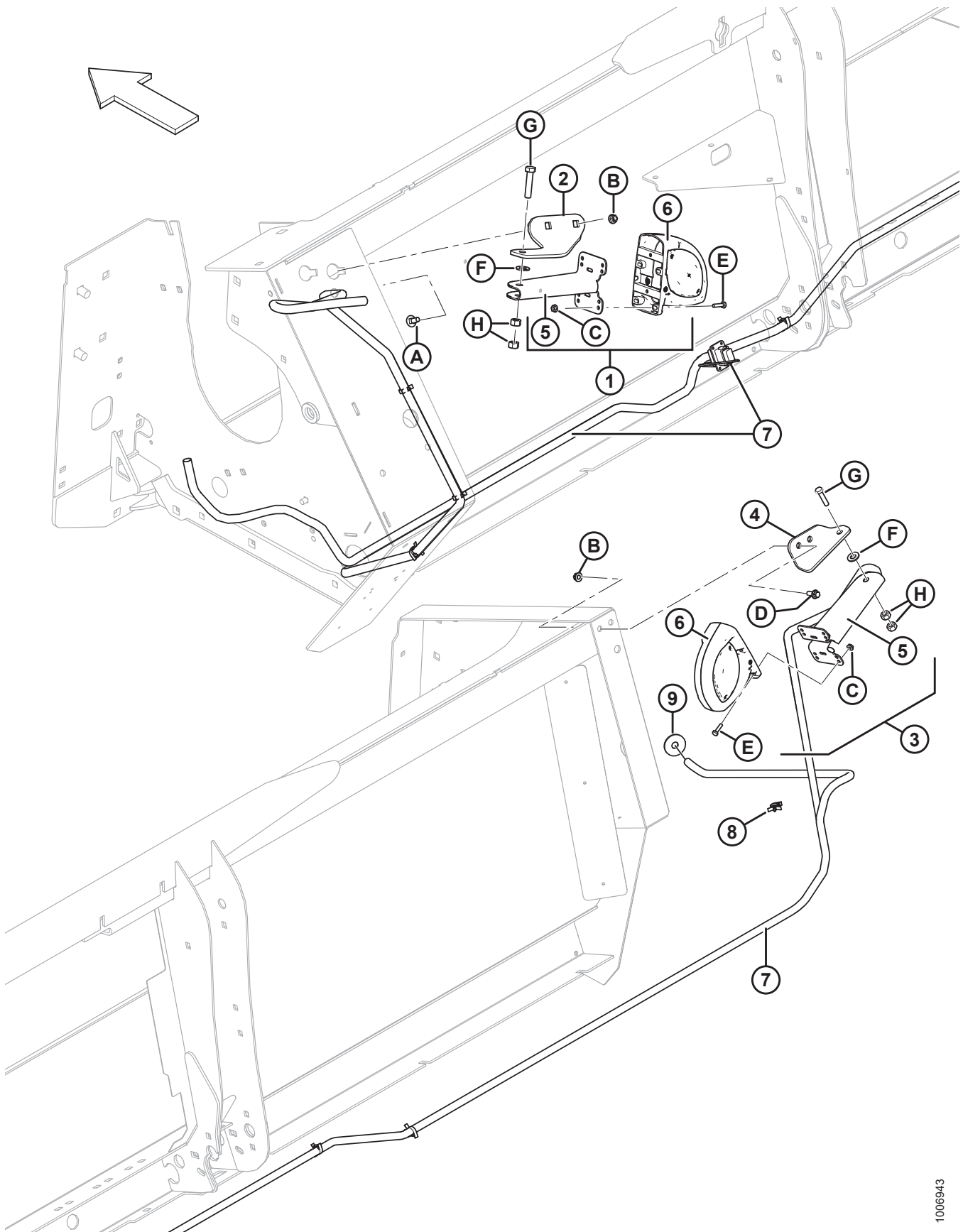


**BASE ASSEMBLY HYDRAULICS – 2020 AND LATER**

<b>Ref</b>	<b>Part Number</b>	<b>Description</b>	<b>Qty</b>	<b>Serial Number</b>
1	302090	HOSE – HYD	1	371190–
2	237179	HOSE – HYD	1	371190–
3	237176	HOSE – HYD	1	371190–
4	302089	HOSE – HYD	1	371190–
5	302078	HOSE – HYD	1	371190–
6	237180	HOSE – HYD <sup>6</sup>	2	371190–
7	136095	FITTING – ELBOW 90° HYD	1	371190–
8	136535	FITTING – ELBOW 45° HYD	1	371190–
9	136239	FITTING – ELBOW 90° HYD	1	371190–
10	320121	FITTING – TEE HYD SPECIAL	1	371190–
11	136447	FITTING – ELBOW 90° HYD	1	371190–
12	184461	FITTING – ADAPTER 10 MORFS X 10 MORB	3	371190–
13	237381	CYLINDER – HYD RAM, MASTER (LH)	1	371190–
	197498	SEAL KIT		
14	197492	CYLINDER – HYD RAM, SLAVE (RH)	1	371190–
	197500	SEAL KIT		
	237674	PLUG – CYLINDER BLEED	1	
15	103105	PIN – CLEVIS	2	371190–
16	18738	PIN – CLEVIS	2	371190–
17	18648	PIN – COTTER 3/16 DIA X 1.25 ZP	4	371190–
18	135443	CINCH STRAP – 4 IN. LG	4	371190–
19	163598	CINCH STRAP – HANGING, 6 IN. LG	1	371190–
20	50022	CLAMP – INSULATED 15/16 INCH	1	371190–
21	40701	FASTENER – CABLE TIE (YELLOW)	2	371190–
22	49232	FASTENER – CABLE TIE (WHITE)	2	371190–
23	21763	FASTENER – CABLE TIE (BLACK)	1	371190–
24	176334	SEAL – EDGE TRIM	1	371190–
A	184717	WASHER – FLAT REG M16-200HV-A3L		
B	135691	BOLT – RHSN TFL M10 X 1.5 X 35-8.8-AA1J		
C	50101	NUT – HEX FLG STVR LK M10 X 1.5-10-AA1J		
D	135785	BOLT – RHSN M10 X 1.5 X 25-8.8-AA1J		

6. For grommet (MD #112520) attached to the hose, refer to Section *15 Hold-Down Assembly, page 35*.

# 6 Lights



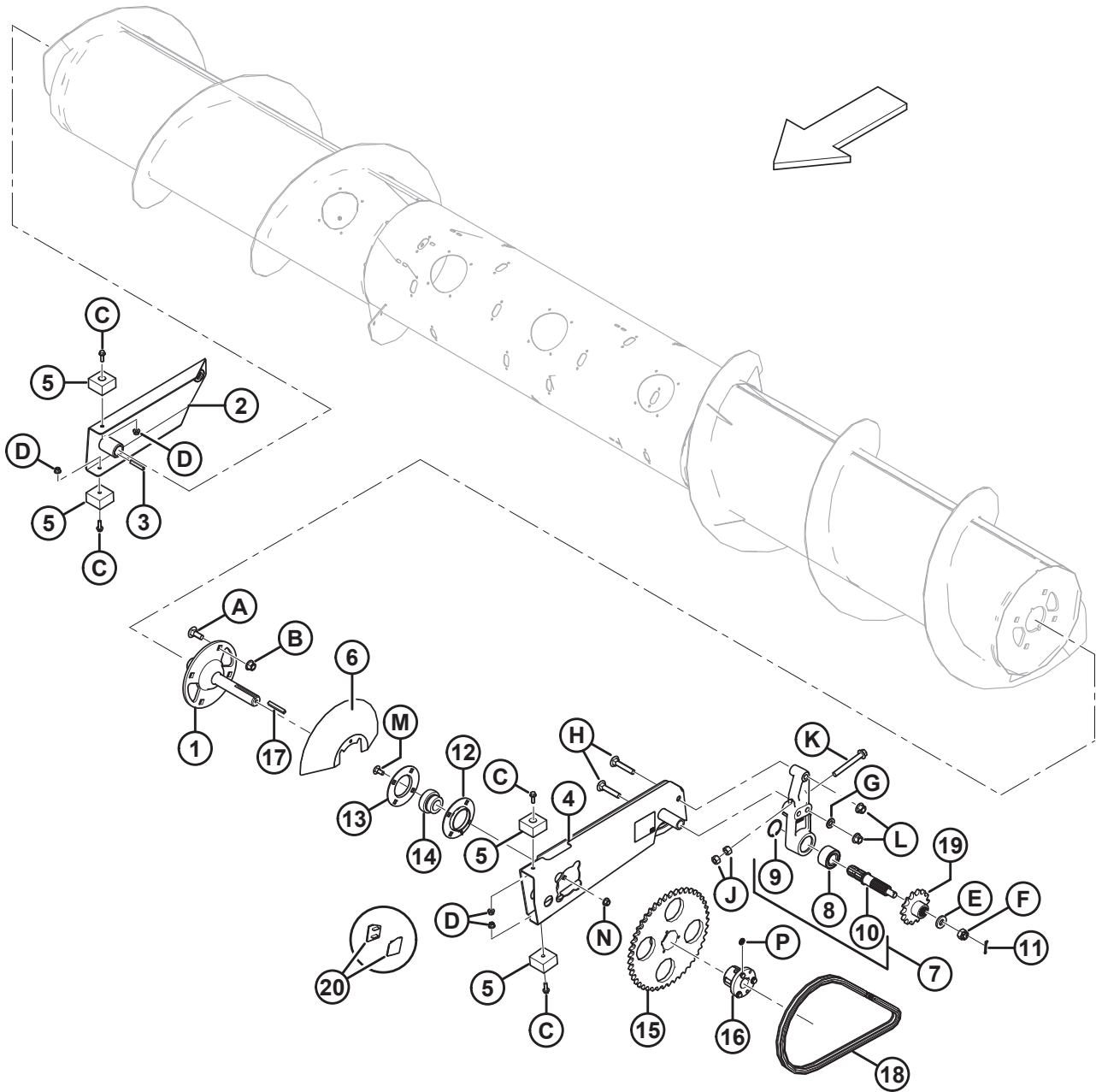
**LIGHTS**

Ref	Part Number	Description	Qty	Serial Number
1	251016	ASSY – LH HEADER LIGHTING <sup>7</sup>	1	
2	237191	SUPPORT – AMBER LAMP, LH	1	
3	251017	ASSY – RH HEADER LIGHTING <sup>7</sup>	1	
4	237192	SUPPORT – AMBER LAMP, RH	1	
5	125343	BRACKET – HEADER LIGHT	2	
6	203547	LAMP – CLEARANCE	2	
	139630	LENS, AMBER		
7	237396	HARNESS – WIRING, BASE HEADER	1	266820–
	197175	HARNESS – WIRING, BASE HEADER <sup>8</sup>	1	–266819
8	184301	CLAMP	15	
9	42080	GROMMET	2	
A	184667	BOLT – RHSN M12 X 1.75 X 30-8.8-A3L		
B	148645	NUT – HEX FLG STVR LOC M12 X 1.75-10-A3L		
C	152668	NUT – HEX FLG CTR LOC M6 X 1-8-A2L		
D	148798	BOLT – HEX FLG HD M12 X 1.75 X 30-10.9-A3L		
E	136252	SCREW – PAN HD M6 X 1.0, 8.0 MM LG, ZP		
F	18599	WASHER – SAE FLAT 17/32 I.D. X 1-1/16 IN. O.D. ZP		
G	152779	BOLT – HEX HD M12 X 1.75 X 55-8.8-A3L		
H	184694	NUT – HEX M12 X 1.75-8-A3L		

7. Includes bracket (MD #125343), lamp (MD #203547), and hardware (MD #152668, 136252).

8. Service part only for units made in model year 2014 and prior. For units made in model year 2015 and later, order MD #237396.

## 7 Auger Assembly – 2015 and Prior



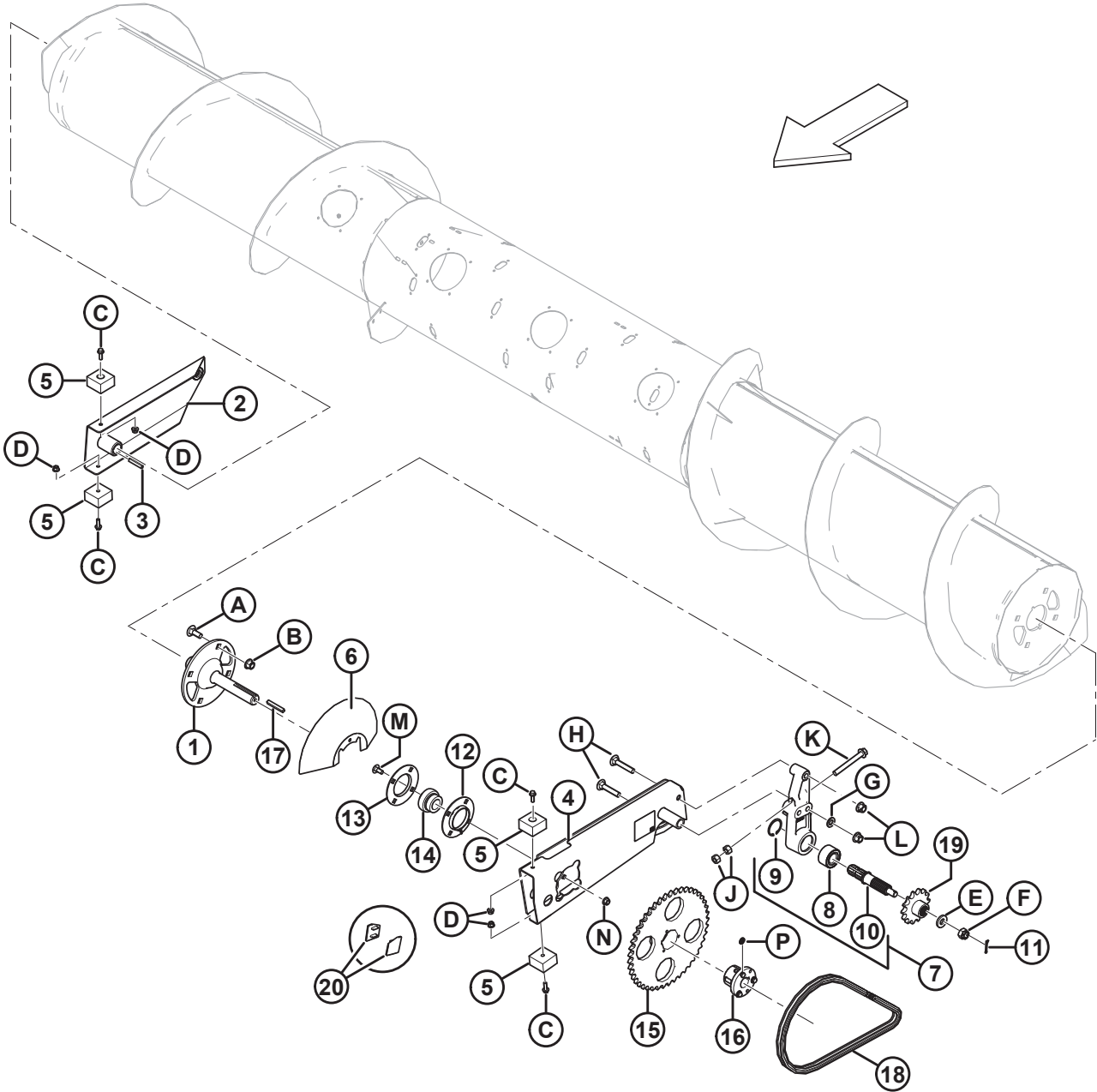


**AUGER ASSEMBLY – 2015 AND PRIOR**

Ref	Part Number	Description	Qty	Serial Number
1	237706	SHAFT WELDT <sup>9</sup>	1	-285419
2	152384	SUPPORT – AUGER RH WELDT	1	-285419
3	182042	KEY – 8 X 10 X 60	1	-285419
4	237789	SUPPORT – LH AUGER ARM C/W DECAL <sup>9</sup>	1	-285419
5	152266	STOP – RUBBER	4	-285419
6	237867	SHIELD – AUGER SHAFT <sup>9</sup>	1	-285419
7	237778	HUB – AUGER DRIVE C/W BEARING <sup>10</sup>	1	-285419
8	237782	BEARING – DOUBLE ROW BALL 68 O.D. X 35 BORE	1	-285419
9	152355	RING – RETAINING, INTERNAL	1	-285419
10	237772	SHAFT – AUGER DRIVE	1	-285419
11	18607	PIN – COTTER 5/32 DIA X 1.5 ZP	1	-285419
12	21374	FLANGE	1	-285419
	237701	FLANGETTE, 100 MM <sup>11</sup>	A/R	
13	21703	FLANGE	1	-285419
	237701	FLANGETTE, 100 MM <sup>11</sup>	A/R	
14	143973	BEARING – SPH OD C/W LC 1-1/2 IN. BORE	1	-285419
	237698	BEARING – SPH OD C/W LC 2 IN. BORE <sup>11</sup>	A/R	
15	197692	SPROCKET-B – RC 80 45T	1	-285419
16	237546	BUSHING – SPLIT TAPER Q1 X 1-1/2 IN. BORE	1	-285419
	237700	BUSHING – SPLIT TAPER Q1 X 2 IN. BORE <sup>11</sup>	A/R	
17	197743	KEY – 3/8 SQ X 75 MM	1	-285419
	237709	KEY – 1/2 SQ X 70 MM <sup>11</sup>	A/R	
18	152524	CHAIN – RC-80, 72 PITCHES RIVETED, ENDLESS	1	-285419
19	237649	SPROCKET – RC 80 14 TOOTH	1	-285419
	237650	SPROCKET – RC 80 16 TOOTH, OPTIONAL	1	
20	237705	PAD – WEAR <sup>11</sup>	A/R	-285419
A	197154	BOLT – RHSN M16 X 2 X 50-10.9-A3L		
B	152520	NUT – HEX FLG TECH LOC M16 X 2-10-A3L		
C	184665	BOLT – HEX FLG HD M10 X 1.5 X 30-10.9-A3L		
D	50101	NUT – HEX FLG STVR LOC M10 X 1.5-10-A3L		
E	16235	WASHER – FLAT		
F	135695	NUT – HEX SLOTTED M20 X 1.5-8-A3L		
G	172558	WASHER – NORDLOCK 5/8 IN.		
H	197107	BOLT – RHSN M16 X 2 X 90-8.8-A3L		
J	184699	NUT – HEX M16 X 2-8-A3L		
K	197091	BOLT – HEX FLG HD M16 X 2 X 130 X SPCL-10.9-A3L		
L	136440	NUT – HEX FLG CTR LOC M16 X 2-10-A3L		

9. Rework kit (MD #237729) is required to replace part for model year 2015 and prior units. The kit includes all required parts and hardware. To order service parts for model year 2016 and later, refer to Section [8 Auger Assembly – 2016 and Later, page 19](#).
10. Includes auger drive hub (NSS), double row ball bearing (MD #237782), internal retaining ring (MD #152355), and auger drive shaft (MD #237772).
11. Service part only for units that have been serviced with rework kit (MD #237729).

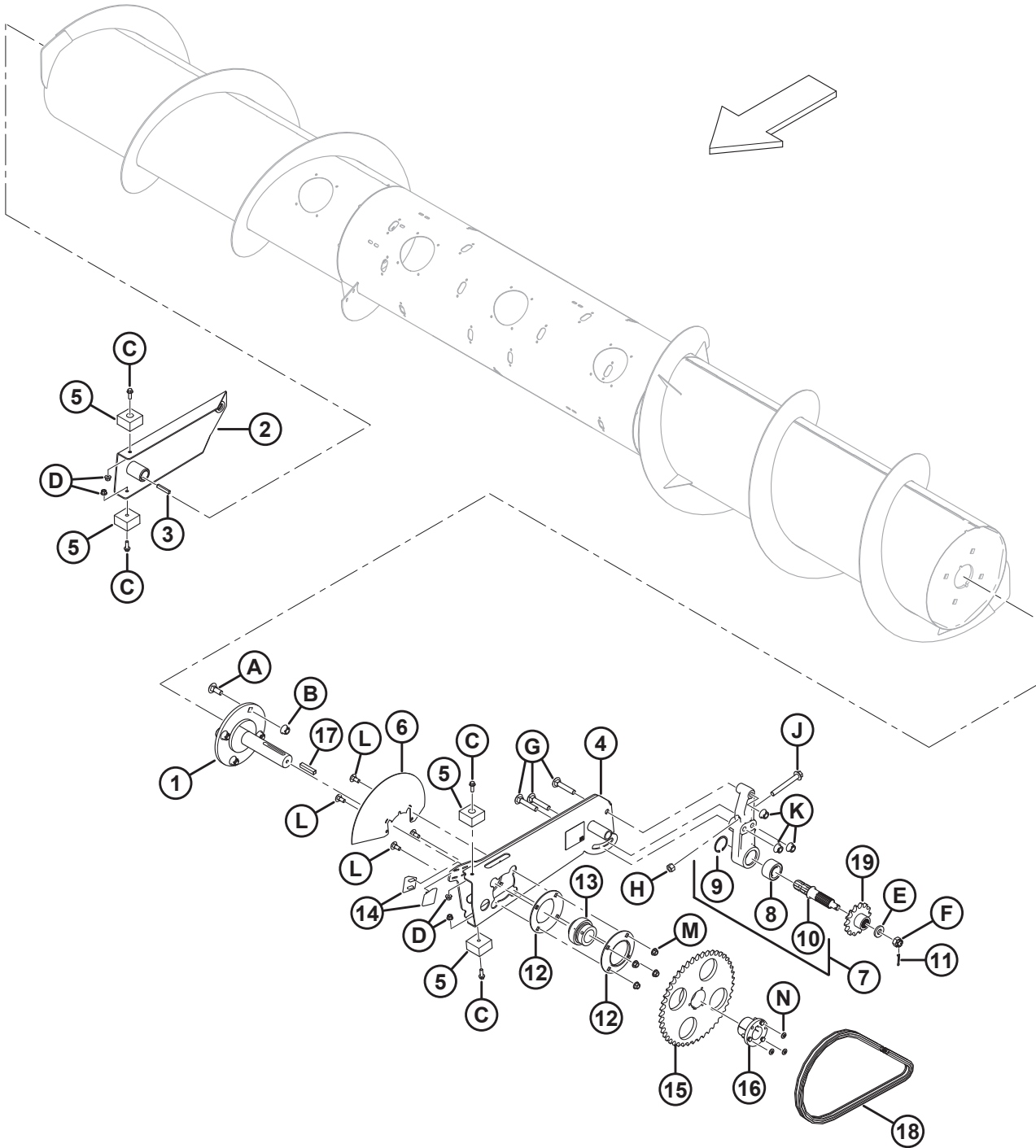
AUGER ASSEMBLY – 2015 AND PRIOR



**AUGER ASSEMBLY – 2015 AND PRIOR**

<b>Ref</b>	<b>Part Number</b>	<b>Description</b>	<b>Qty</b>	<b>Serial Number</b>
M	184667	BOLT – RHSN M12 X 1.75 X 30-8.8-A3L		
N	148645	NUT – HEX FLG STVR LOC M12 X 1.75-10-A3L		
P	252227	WASHER – NORDLOCK M10, X-SERIES		

# 8 Auger Assembly – 2016 and Later

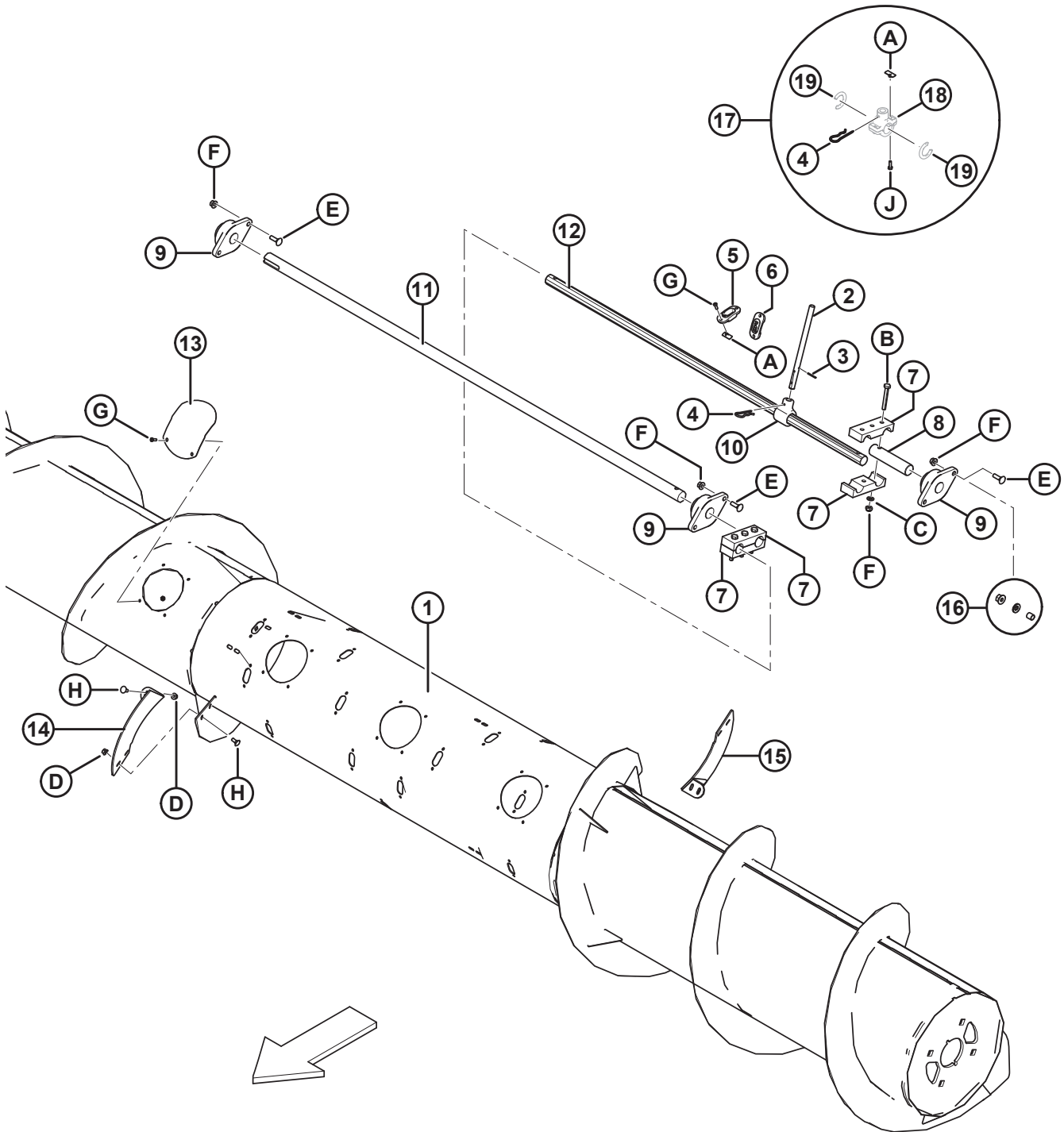


**AUGER ASSEMBLY – 2016 AND LATER**

Ref	Part Number	Description	Qty	Serial Number
1	237706	SHAFT WELDT	1	285420–
2	152384	SUPPORT – AUGER RH WELDT	1	285420–
3	182042	KEY – 8 X 10 X 60	1	285420–
4	237789	SUPPORT – LH AUGER ARM C/W DECAL	1	285420–
5	152266	STOP – RUBBER	4	285420–
6	237867	SHIELD – AUGER SHAFT	1	285420–
7	237778	HUB – AUGER DRIVE C/W BEARING <sup>12</sup>	1	285420–
8	237782	BEARING – DOUBLE ROW BALL 68 O.D. X 35 BORE	1	285420–
9	152355	RING – RETAINING, INTERNAL	1	285420–
10	237772	SHAFT – AUGER DRIVE	1	285420–
11	18607	PIN – COTTER 5/32 DIA X 1.5 ZP	1	285420–
12	237701	FLANGETTE, 100 MM	2	285420–
13	237698	BEARING – SPH OD C/W LC 2 IN. BORE	1	285420–
14	237705	PAD – WEAR	2	285420–
15	197692	SPROCKET-B – RC 80 45T	1	285420–
16	237700	BUSHING – SPLIT TAPER Q1 X 2 IN. BORE	1	285420–
17	237709	KEY – 1/2 SQ X 70 MM	1	285420–
18	152524	CHAIN – RC-80, 72 PITCHES RIVETED, ENDLESS	1	285420–
19	237649	SPROCKET – RC 80 14 TOOTH	1	285420–
	237650	SPROCKET – RC 80 16 TOOTH, OPTIONAL	1	
A	197154	BOLT – RHSN M16 X 2 X 50-10.9-A3L		
B	152520	NUT – HEX FLG TECH LOC M16 X 2-10-A3L		
C	184665	BOLT – HEX FLG HD M10 X 1.5 X 30-10.9-A3L		
D	50101	NUT – HEX FLG STVR LOC M10 X 1.5-10-A3L		
E	16235	WASHER – FLAT		
F	135695	NUT – HEX SLOTTED M20 X 1.5-8-A3L		
G	197107	BOLT – RHSN M16 X 2 X 90-8.8-A3L		
H	136476	NUT – HEX M16 X 2-8-A3L		
J	197091	BOLT – HEX FLG HD M16 X 2 X 130 X SPCL-10.9-A3L		
K	152520	NUT – HEX FLG CTR LOC M16 X 2-10-A3L		
L	184667	BOLT – RHSN M12 X 1.75 X 30-8.8-A3L		
M	148645	NUT – HEX FLG STVR LOC M12 X 1.75-10-A3L		
N	252227	WASHER – NORDLOCK M10, X-SERIES		

12. Includes auger drive hub (NSS), double row ball bearing (MD #237782), internal retaining ring (MD #152355), and auger drive shaft (MD #237772).

# 9 Auger Internal Assembly

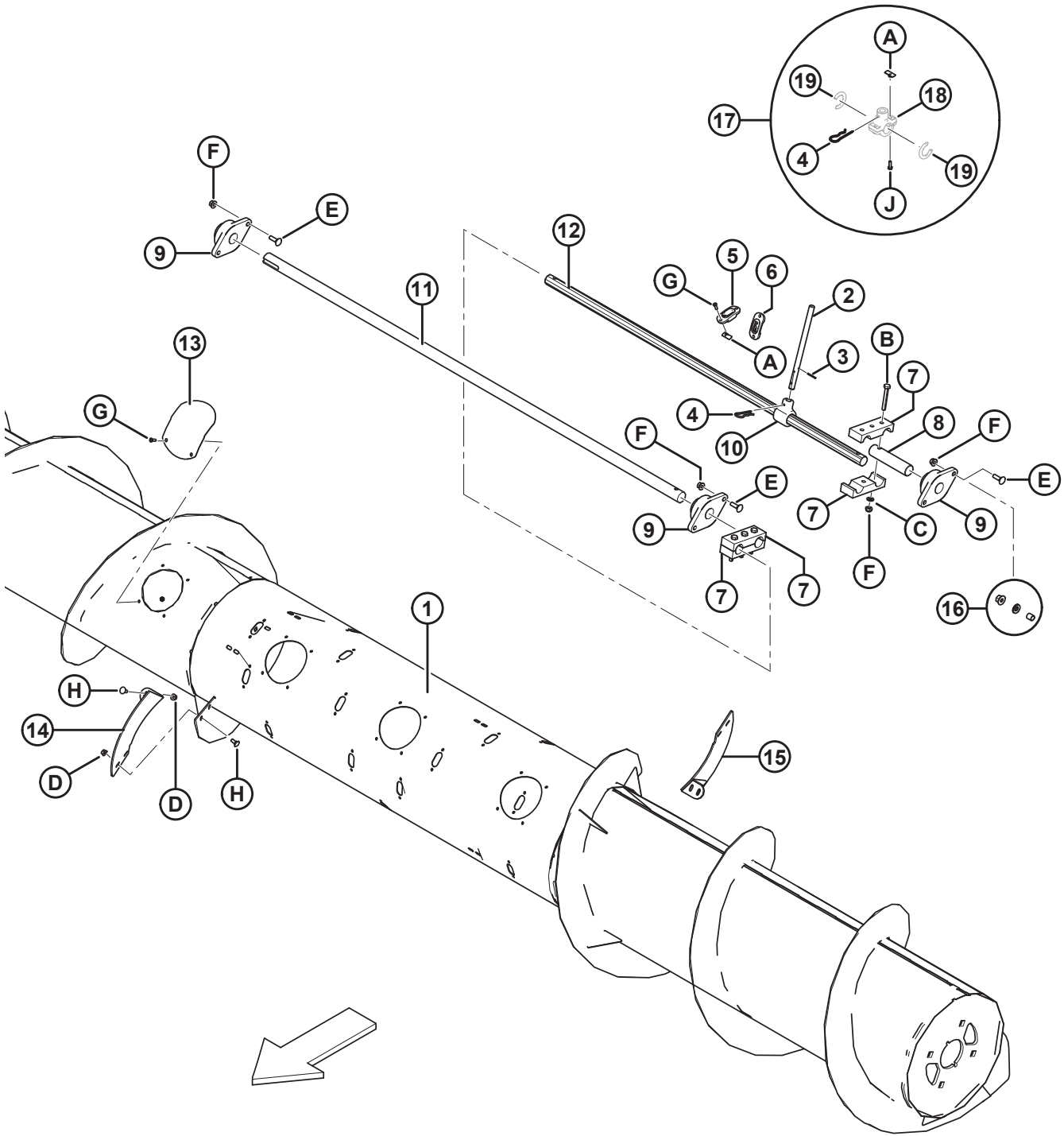


**AUGER INTERNAL ASSEMBLY**

Ref	Part Number	Description	Qty	Serial Number
1	302293	AUGER W/ SHAFT – SUB-ASSY (2016 AND LATER) <sup>13</sup>	1	
2	182007	FINGER ASSY – AUGER (C/W SPRING PIN) <sup>14</sup>		
3	184741	PIN – SPRING <sup>14</sup>		
4	123180	PIN – HAIR <sup>14</sup>		
5	337143	GUIDE <sup>14</sup>		396190–
	187081	GUIDE <sup>14</sup>		–369189
6	187137	PLUG	6	
7	237842	CLAMP – FINGER SUPPORT <sup>15</sup>	4	
	237912	KIT – AUGER CLAMPS <sup>16</sup>	A/R	
8	182029	SHAFT	1	
9	302355	BEARING FLANGE ASSEMBLY <sup>17</sup>	3	
10	237545	HOLDER – AUGER FINGER	24	
11	152451	SHAFT	1	
12	182024	SHAFT	1	
13	304494	COVER WELDMENT	5	
14	190699	FLIGHTING EXT. – RH BLACK (40 IN. NH AND 44 IN. AGCO FEEDER HOUSE)	1	
	190695	FLIGHTING EXT. – RH SHORT BLACK	1	
15	190700	FLIGHTING EXT. – LH BLACK (40 IN. NH AND 44 IN. AGCO FEEDER HOUSE)	1	
	190697	FLIGHTING EXT. – LH SHORT BLACK	1	
	237751	FLIGHTING EXT. – LH BLACK (GLENER ONLY)	1	
16	237672	KIT – PW8 AUGER RH BEARING HARDWARE UPGRADE <sup>18</sup>	A/R	
17	276839	KIT – SPLIT FINGER HOLDER <sup>19</sup>	OPT	
18	NSS	HOLDER – AUGER SPLIT FINGER	5	
19	NSS	SPACER – SPLIT FINGER HOLDER	10	
A	197263	NUT – TEE M6 X 1		
B	184659	BOLT – HEX HD M10 X 1.5 X 75-8.8-A3L		
C	184711	WASHER – FLAT REG M10-200HV-A3L		

13. Model year 2015 and prior units: use auger weldment (MD #237539) until stock is depleted. Servicing auger weldment (MD #237539) will require auger weldment (MD #302293), six bolts (MD #135900), and six nuts (MD #148645).
14. For MacDon, the quantity of pins will vary from 16–22 depending on which combine completion package is installed. For AGCO, the quantity will vary from 18–22 depending on the size of the combine feeder house. Auger finger assembly (MD #182007) includes spring pin (MD #184741).
15. Clamp (MD #237842) was previously clamp (MD #152995). Clamp (MD #237842) now has additional center hardware that helps increase clamping around the shafts. To service units with clamp (MD #152995), order auger clamps kit (MD #237912).
16. Auger clamps kit (MD #237912) includes two finger support clamps (MD #237842), three bolts (MD #184659), three washers (MD #184711), and three nuts (MD #50101).
17. Bearing flange assembly (MD #302355) includes a grease zerk.
18. Model year 2015 units only. This kit is intended to correct an issue on some 2015 units where the hardware securing the right side of the auger to the bearing block was coming loose during operation. Kit (MD #237672) includes two spacers (MD #237667), two M10 Nord-Lock washers (MD #252227), two M10 nuts (MD #50101), and instructions.
19. Split Finger Holder kit (MD #276839) provides all of the parts needed to replace one-piece finger holders with split finger holders. Kit (MD #276839) includes five split finger holders (NSS), ten spacers (NSS), five hair pins (MD #123180), ten bolts (MD #252703), ten tee nuts (MD #197263), and instructions.

AUGER INTERNAL ASSEMBLY





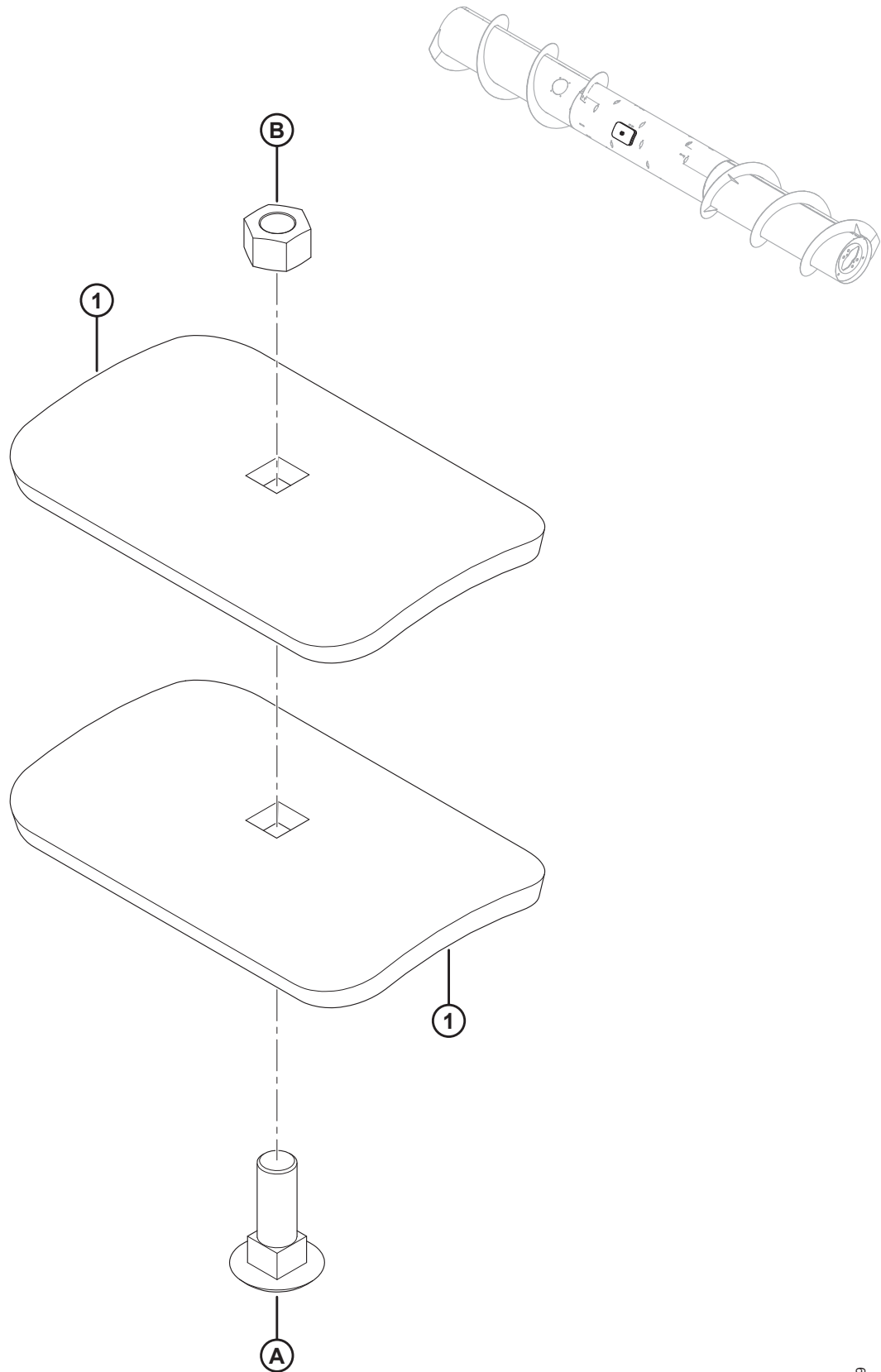
**AUGER INTERNAL ASSEMBLY**

<b>Ref</b>	<b>Part Number</b>	<b>Description</b>	<b>Qty</b>	<b>Serial Number</b>
D	135337	NUT – HEX FLG CTR LOC M8 X 1.25-8-A2L		
E	135691	BOLT – RHSN TFL M10 X 1.5 X 35-8.8-A3L (2015 AND PRIOR) <sup>20</sup>		–285419
	135900	BOLT – RHSN TFL M12 X 1.75 X 40-8.8-A3L (2016 AND LATER) <sup>21</sup>		285420–
F	50101	NUT – HEX FLG STVR LOC M10 X 1.5-10-A3L (2015 AND PRIOR) <sup>20</sup>		–285419
	148645	NUT – HEX FLG STVR LOC M12 X 1.75-10-A3L (2016 AND LATER) <sup>21</sup>		285420–
G	197262	SCREW – HEX SOC BTN HD M6 X 1 X 20 X SPCL-12.9-A2L		
H	197171	BOLT – RHSN M8 X 1.25 X 20-8.8-A2L		
J	252703	BOLT – HEX HD TFL M6 X 1 X 20 X SPCL-12.9-AA2L		

20. M10 bolt (MD #135691) is used only with auger weldment (MD #237539) and bearing flange assembly (MD #302355).

21. M12 bolt (MD #135900) is used only with auger weldment (MD #302293) and bearing flange assembly (MD #302355).

# 10 Auger Dent Repair Kit



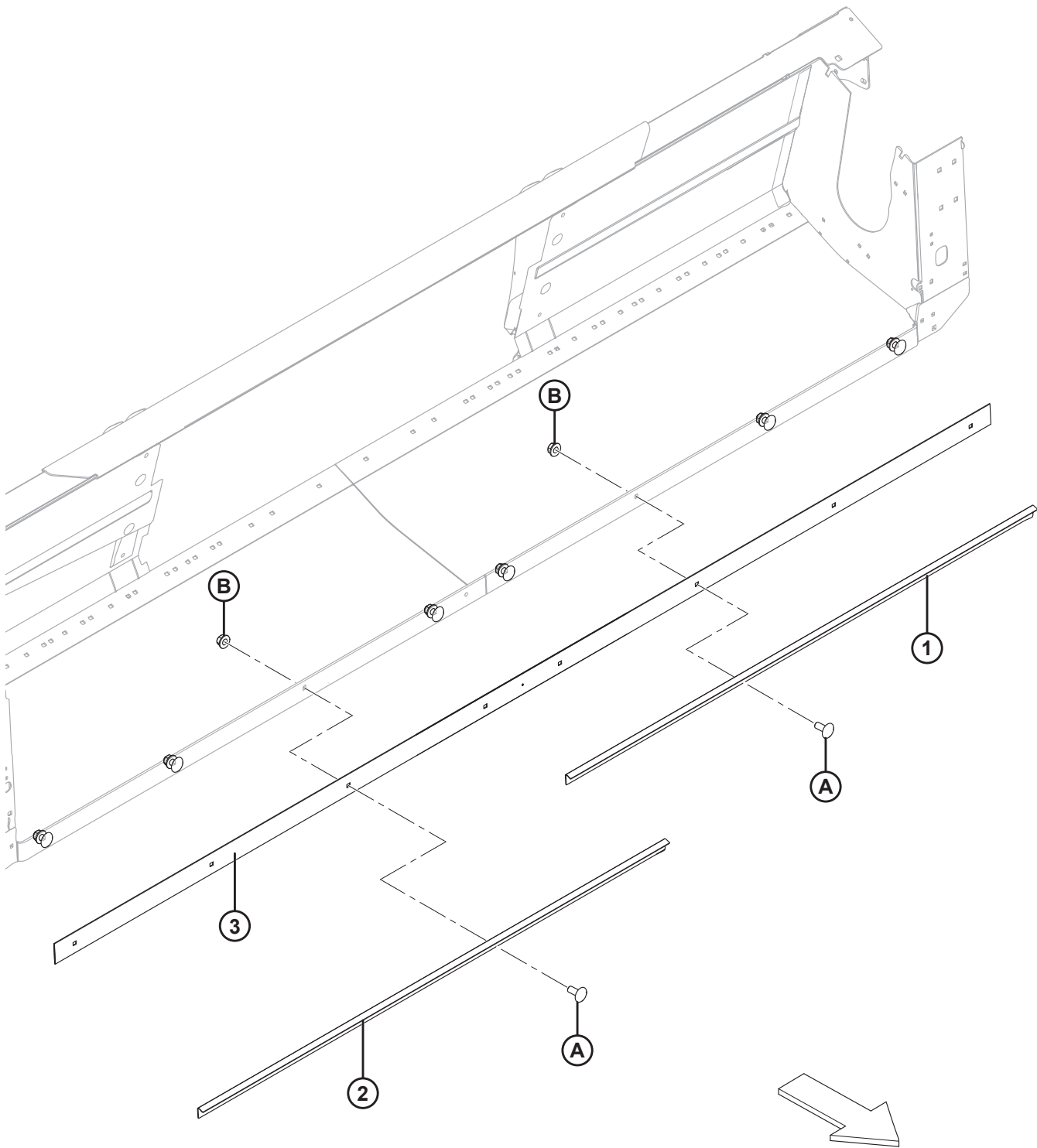
**AUGER DENT REPAIR KIT**

<b>Ref</b>	<b>Part Number</b>	<b>Description</b>	<b>Qty</b>	<b>Serial Number</b>
	237563	KIT – AUGER DENT REPAIR <sup>22</sup>		
1	237556	SUPPORT	2	
A	197154	BOLT – RHSN M16 X 2 X 50-10.9-A3L		
B	184699	NUT – HEX M16 X 2-8-A3L		

---

22. Kit MD #237563 includes two supports (MD #237556), bolt (MD #197154), nut (MD #184699), and instructions.

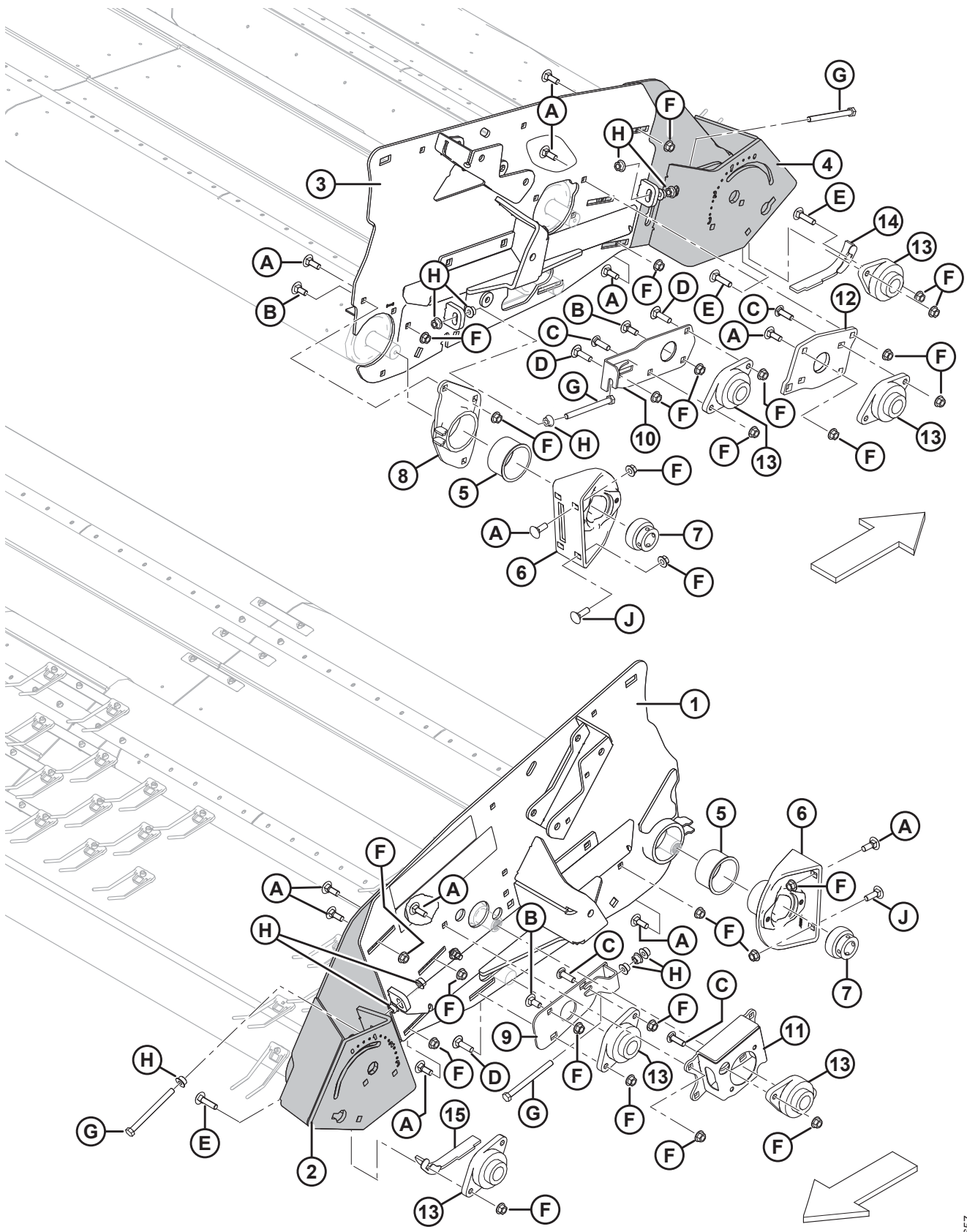
# 11 Cutterbar Seal



CUTTERBAR SEAL

Ref	Part Number	Description	Qty	Serial Number
1	237433	SUPPORT, LH	1	
2	237435	SUPPORT, RH	1	
3	237857	FLAP – RUBBER	1	
A	184667	BOLT – RHSN M12 X 1.75 X 30-8.8-A3L		
B	148645	NUT – HEX FLG STVR LOC M12 X 1.75-10-A3L		

# 12 Decks – Mechanism

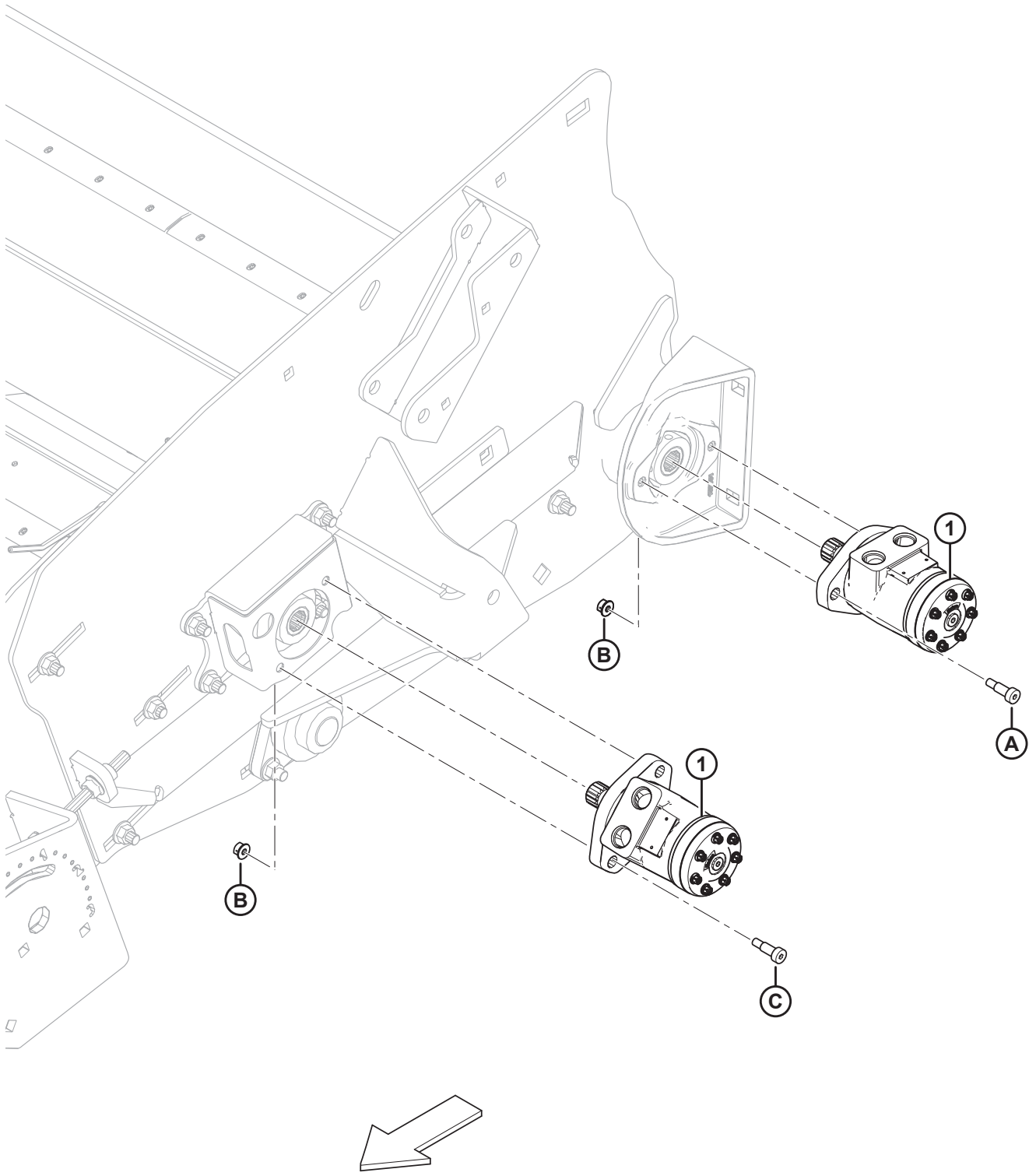


**DECKS – MECHANISM**

Ref	Part Number	Description	Qty	Serial Number
1	237922	FRAME – LH SIDE WELDMENT C/W DECALS <sup>23</sup>	1	
2	302484	ASSY – LH FRAME W/DECAL <sup>24</sup>	1	
3	302486	ASSY – RH SIDE FRAME W/DECALS <sup>24</sup>	1	
4	302485	ASSY – RH FRAME W/DECAL <sup>24</sup>	1	
5	152177	BUSHING – FLANGED	2	
6	152581	ROLLER SUPPORT ASSEMBLY <sup>25</sup>	2	
7	143972	BEARING – BALL SPH OD C/W LC 1-3/8 IN. BORE	2	
8	197284	BUSHING – FLANGED MACHINING	1	
9	237499	BRACKET WELDMENT (LH)	1	
10	237502	BRACKET WELDMENT (RH)	1	
11	237799	KIT – HOUSING WELDMENT	1	
12	237554	COVER PLATE	1	
13	302355	BEARING FLANGE ASSEMBLY <sup>26</sup>	6	
14	237514	SHIELD WELDMENT RH	1	266820–
	197712	SHIELD WELDMENT RH <sup>27</sup>	1	–266819
15	237513	SHIELD WELDMENT LH	1	266820–
	197718	SHIELD WELDMENT LH <sup>28</sup>	1	–266819
A	136291	BOLT – RHSN TFL M12 X 1.75 X 35-8.8-A3L		
B	184667	BOLT – RHSN M12 X 1.75 X 30-8.8-A3L		
C	197122	BOLT – RHSSN M12 X 1.75 X 40-8.8-A3L		
D	184668	BOLT – RHSN TFL M12 X 1.75 X 45 X SPCL-8.8-A3L		
E	136049	BOLT – RHSN TFL M12 X 1.75 X 50-8.8-A3L		
F	148645	NUT – HEX FLG STVR LOC M12 X 1.75-10-A3L		
G	152326	BOLT – HEX HD TFL M12 X 1.75 X 140-8.8-A3L		
H	136036	NUT – HEX SMTH FLNG M12 X 1.75-8-A3L		
J	135900	BOLT – RHSN TFL M12 X 1.75 X 40-8.8-A3L		

23. Frame (MD #237922) includes front draper tension decal (MD #237532), rear draper tension decal (MD #237533), and 25-hr grease decal (MD #23164). For decals, refer to Section [55 Decals – Information, page 117](#).
24. Includes 25-hr grease decal (MD #23164). For decals, refer to Section [55 Decals – Information, page 117](#).
25. Roller support assembly (MD #152581) includes bearing (MD #143972).
26. Bearing flange assembly (MD #302355) includes a grease zerk.
27. Service part only for units made in model year 2014 and prior. For units made in model year 2015 and later, order MD #237514.
28. Service part only for units made in model year 2014 and prior. For units made in model year 2015 and later, order MD #237513.

# 13 Decks – Motors

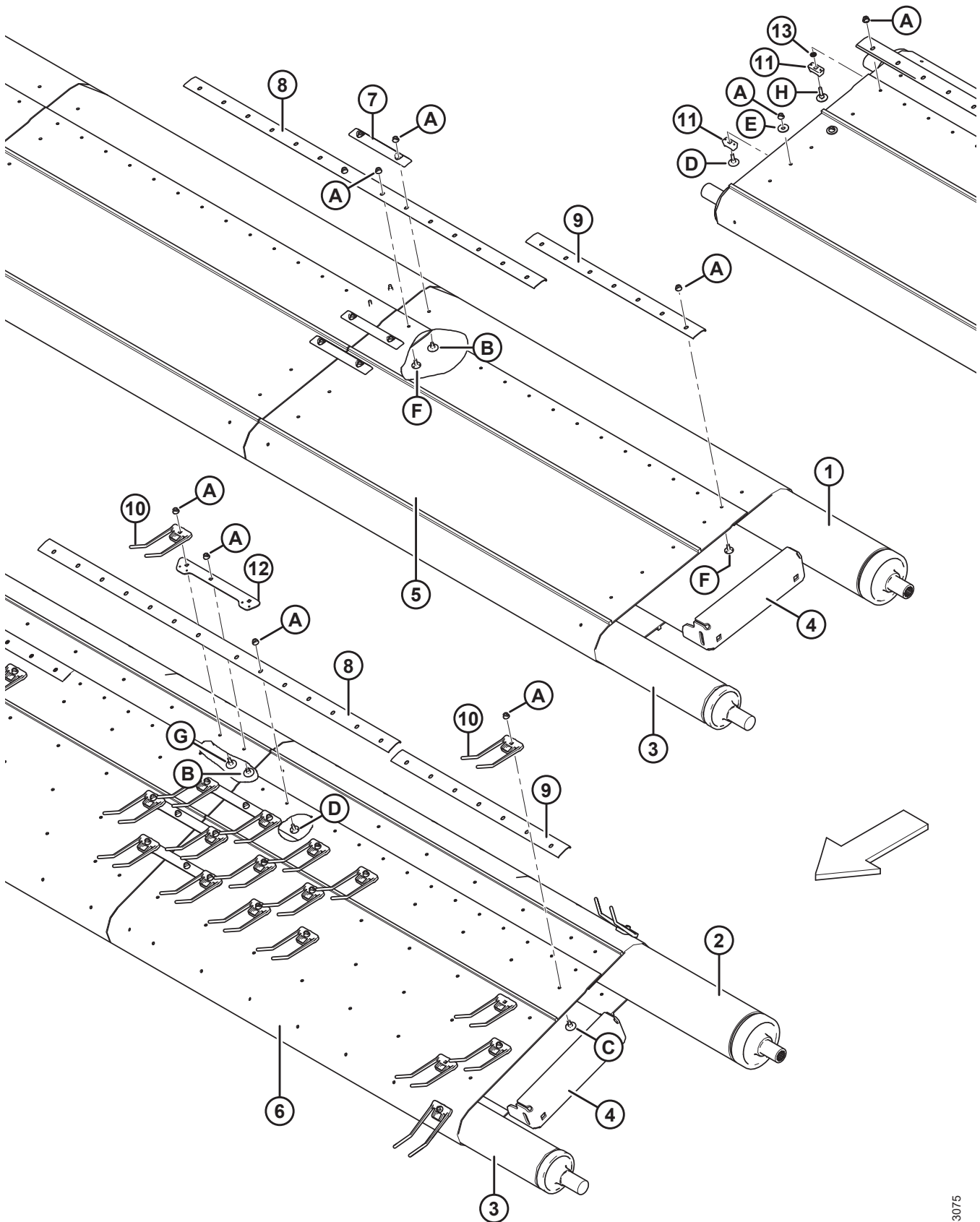




**DECKS – MOTORS**

<b>Ref</b>	<b>Part Number</b>	<b>Description</b>	<b>Qty</b>	<b>Serial Number</b>
1	302259	MOTOR – HYD (5.9 CID)	2	
	184877	SEAL KIT		
A	197275	SCREW – HEX SOC HD SHLDR 10 X 20-12.9-A2L		
B	135337	NUT – HEX FLG CTR LOC M8 X 1.25-8-A2L		
C	252579	SCREW – HEX SOC HD SHLDR 10 X 18 X SPCL-12.9-AA2L		

# 14 Decks – Drapers and Rollers

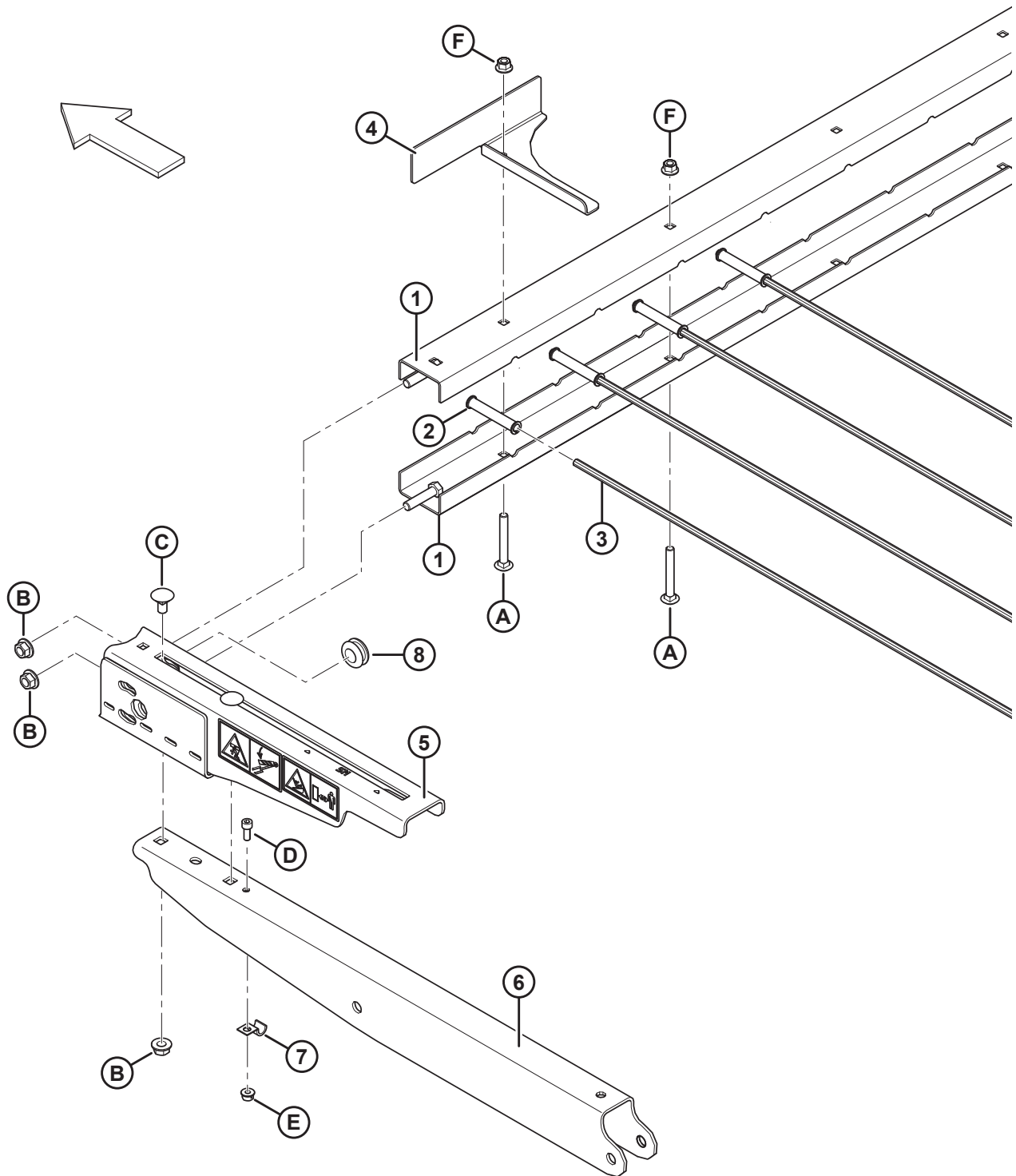


**DECKS – DRAPERS AND ROLLERS**

<b>Ref</b>	<b>Part Number</b>	<b>Description</b>	<b>Qty</b>	<b>Serial Number</b>
1	197126	DRIVE ROLLER – WELDMENT (REAR)	1	
2	237876	DRIVE ROLLER – VULCANIZED (FRONT)	1	
3	197124	ROLLER WELDMENT – IDLER	2	
4	237464	PAN WELDMENT	2	
5	197239	DRAPER – REAR, ALL EXCEPT RH SIDE	3	
	197129	DRAPER – REAR, RH SIDE ONLY	1	
6	197511	DRAPER ASSY – FRONT, ALL EXCEPT RH SIDE <sup>29</sup>	3	
	197510	DRAPER ASSY – FRONT RH SIDE ONLY	1	
7	197708	CONNECTOR	42	
8	197169	STRIP – EDGE PROTECTOR	6	
9	197168	STRIP – EDGE PROTECTOR	4	
10	181047	FINGER - SWATHMASTER	392	
11	197097	GUIDE	36	
12	237504	STRAP	42	
13	252428	RETAINER – M6 BOLT, PUSHNUT, ZINC PLATED	112	
A	152668	NUT – HEX FLG CTR LOC M6 X 1-8-A2L		
B	136841	BOLT – ELEVATOR CSK M6 X 1 X 16 X SPCL-8.8-A2L		
C	197240	BOLT – ELEVATOR CSK M6 X 1 X 20 X SPCL-4.8-A2L		
D	197241	BOLT – ELEVATOR CSK M6 X 1 X 26 X SPCL-4.8-A2L		
E	184709	WASHER – FLAT LARGE M8-200HV-A2L		
F	197261	BOLT – ELEVATOR 3-PRONG M6 X 1 X 15.5 X SPCL-4.8-A2L		
G	252176	BOLT – ELEVATOR CSK M6 X 1 X 23 X SPCL-8.8-A2L		
H	197095	BOLT – ELEVATOR CSK M6 X 1 X 30 X SPCL-8.8-A2L		

29. Draper assembly (MD #197511) comes with fingers installed.

# 15 Hold-Down Assembly



**HOLD-DOWN ASSEMBLY**

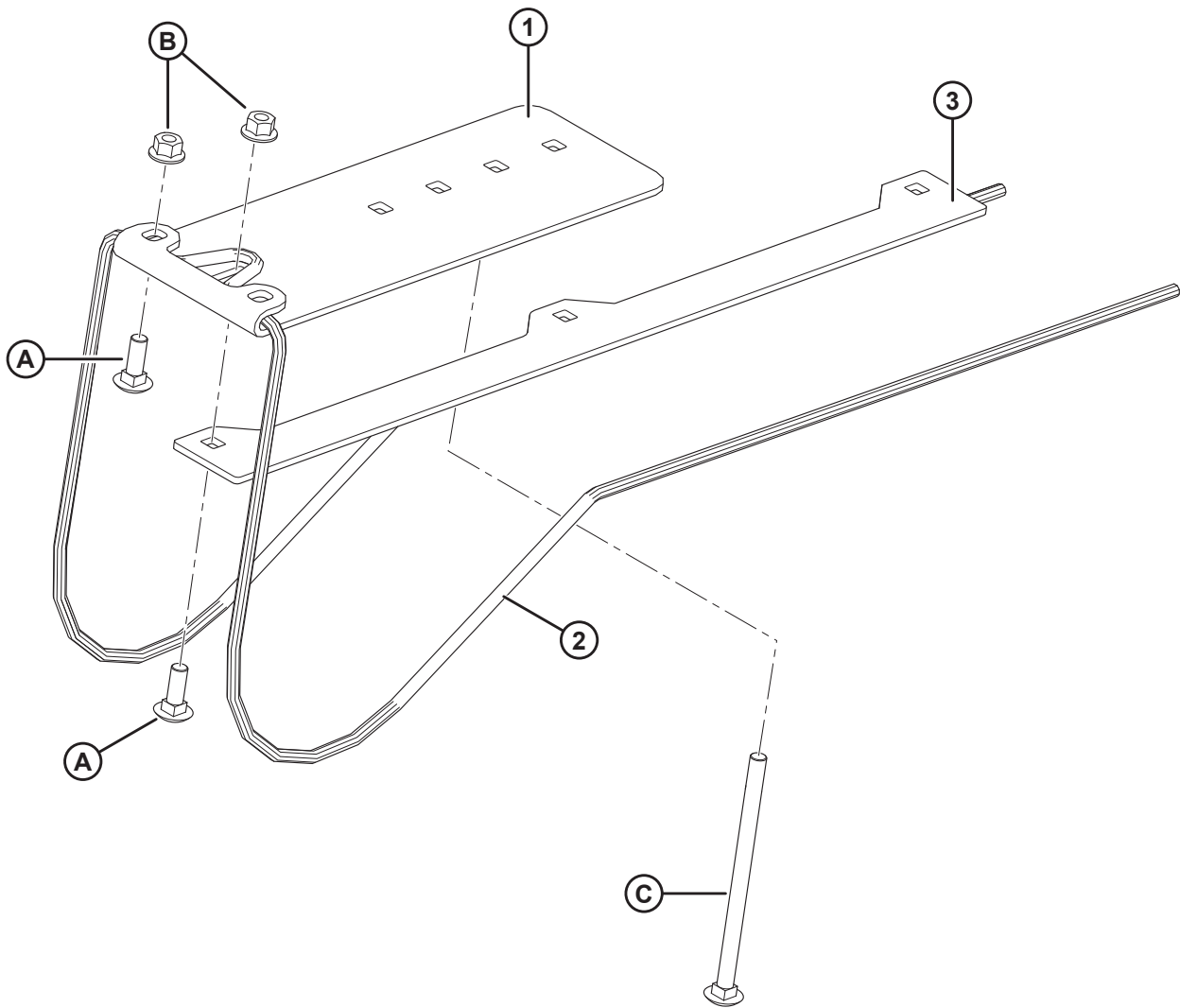
<b>Ref</b>	<b>Part Number</b>	<b>Description</b>	<b>Qty</b>	<b>Serial Number</b>
1	197798	SUPPORT WELDMENT – HOLD-DOWN	2	
2	197152	SUPPORT	29	
3	184331	ROD – FIBERGLASS 3/8 IN. X 48 IN. BLACK	29	
4	237334	SUPPORT – WITH AMBER REFLECTOR <sup>30</sup>	2	
5	197287	SUPPORT – WIND GUARD, WITH DECALS <sup>31</sup>	2	
6	197793	CHANNEL	2	
7	136872	CLAMP – HALF, INSULATED	2	
8	112520	GROMMET <sup>32</sup>	2	
A	152157	BOLT – RHSN M10 X 1.5 X 80-8.8-A3L		
B	148645	NUT – HEX FLG STVR LOC M12 X 1.75-10-A3L		
C	135903	BOLT – RHSN M12 X 1.75 X 25-8.8-A3L		
D	167307	SCREW – HEX SOC HD M8 X 1.25 X 20-8.8-A2L		
E	135337	NUT – HEX FLG CTR LOC M8 X 1.25-8-A2L		
F	50101	NUT – HEX FLG STVR LOC M10 X 1.5-10-A3L		

30. Includes reflector (MD #115146).

31. Includes decals (MD #237229, 237254).

32. Assemble the grommet to hose (MD #237180) before installing the grommet into support (MD #197287). For the hose, refer to Section *4 Base Assembly Hydraulics – 2019 and Prior, page 9* or *5 Base Assembly Hydraulics – 2020 and Later, page 11*.

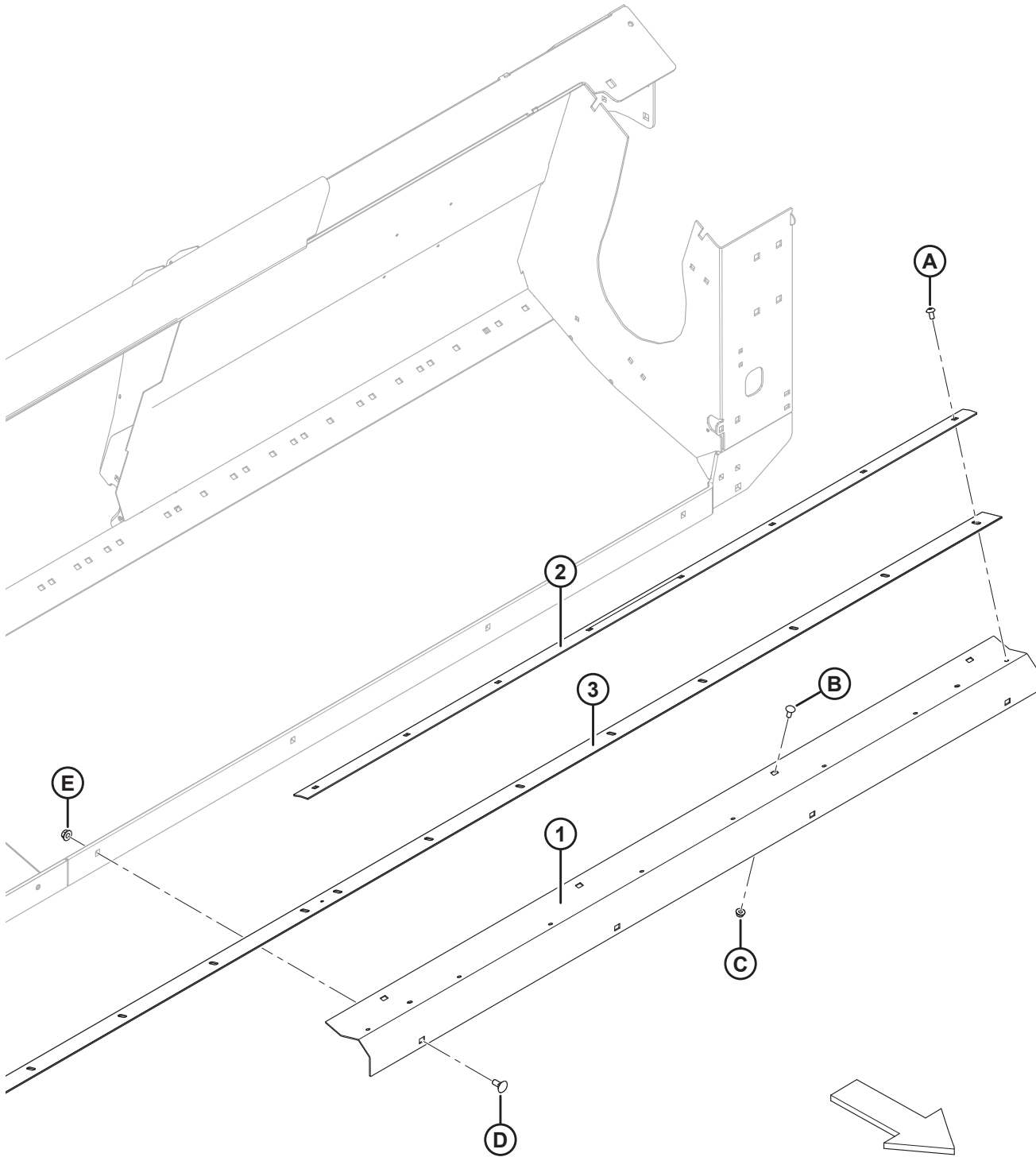
# 16 Hold-Down Performance Option



HOLD-DOWN PERFORMANCE OPTION

Ref	Part Number	Description	Qty	Serial Number
1	197037	SUPPORT	15	
2	197036	SPRING – WIRE	15	
3	197362	BAR – HOLD-DOWN	5	
A	184662	BOLT – RHSN M10 X 1.5 X 30 LG ZP		
B	50101	NUT – FLG LOCK PREV TORQUE SM FACE M10-1.5		
C	136705	BOLT – RHSN M10 X 1.5 X 85-8.8-A3L		

# 17 Seed Saver Performance Option





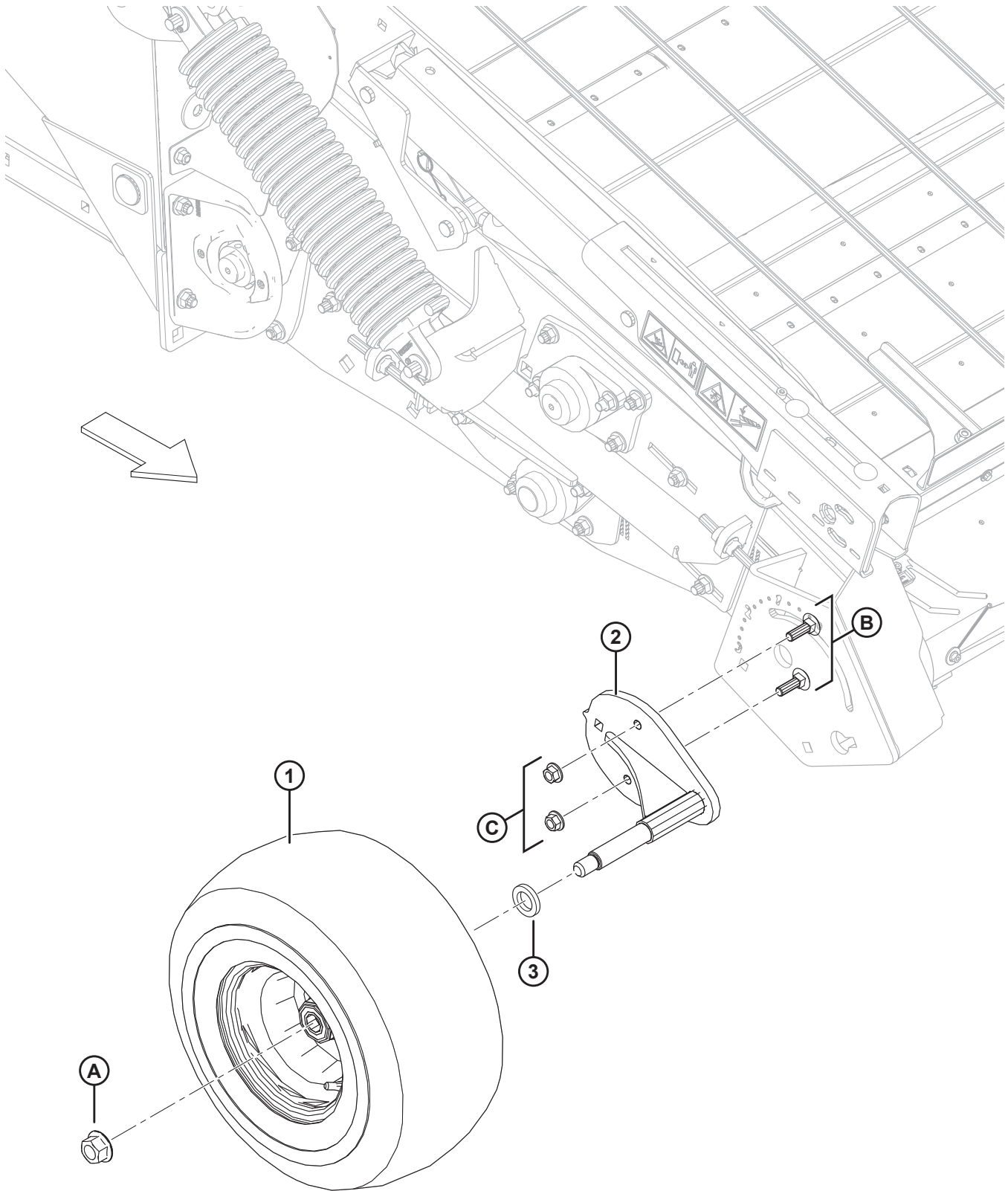
**SEED SAVER PERFORMANCE OPTION**

<b>Ref</b>	<b>Part Number</b>	<b>Description</b>	<b>Qty</b>	<b>Serial Number</b>
	B6429	KIT – SEED SAVER, PW8 <sup>33</sup>		
	302033	KIT – SEED SAVER <sup>34</sup>		
1	302437	WELDMENT – SUPPORT, LH	1	
	302438	WELDMENT – SUPPORT, RH	1	
2	302024	SUPPORT	2	
3	302023	FLAP – RUBBER	1	
A	136395	SCREW – TORX TRUSS HD M10 X 1.5 X 20 X SPCL-8.8-A3L		
B	136506	BOLT – RHSSN M10 X 1.5 X 25-8.8-A3L		
C	135927	NUT – HEX SMTH FLG M10 X 1.5-8-A3L		
D	184667	BOLT – RHSN M12 X 1.75 X 30-8.8-AA1J		
E	148645	NUT – HEX FLG STVR LOC M12 X 1.75-10-A3L		

33. The Seed Saver kit is required for lighter grain crops such as canola. B6429 includes kit (MD #302033). Kits are available through Whole Goods only.

34. Includes all listed parts and instructions.

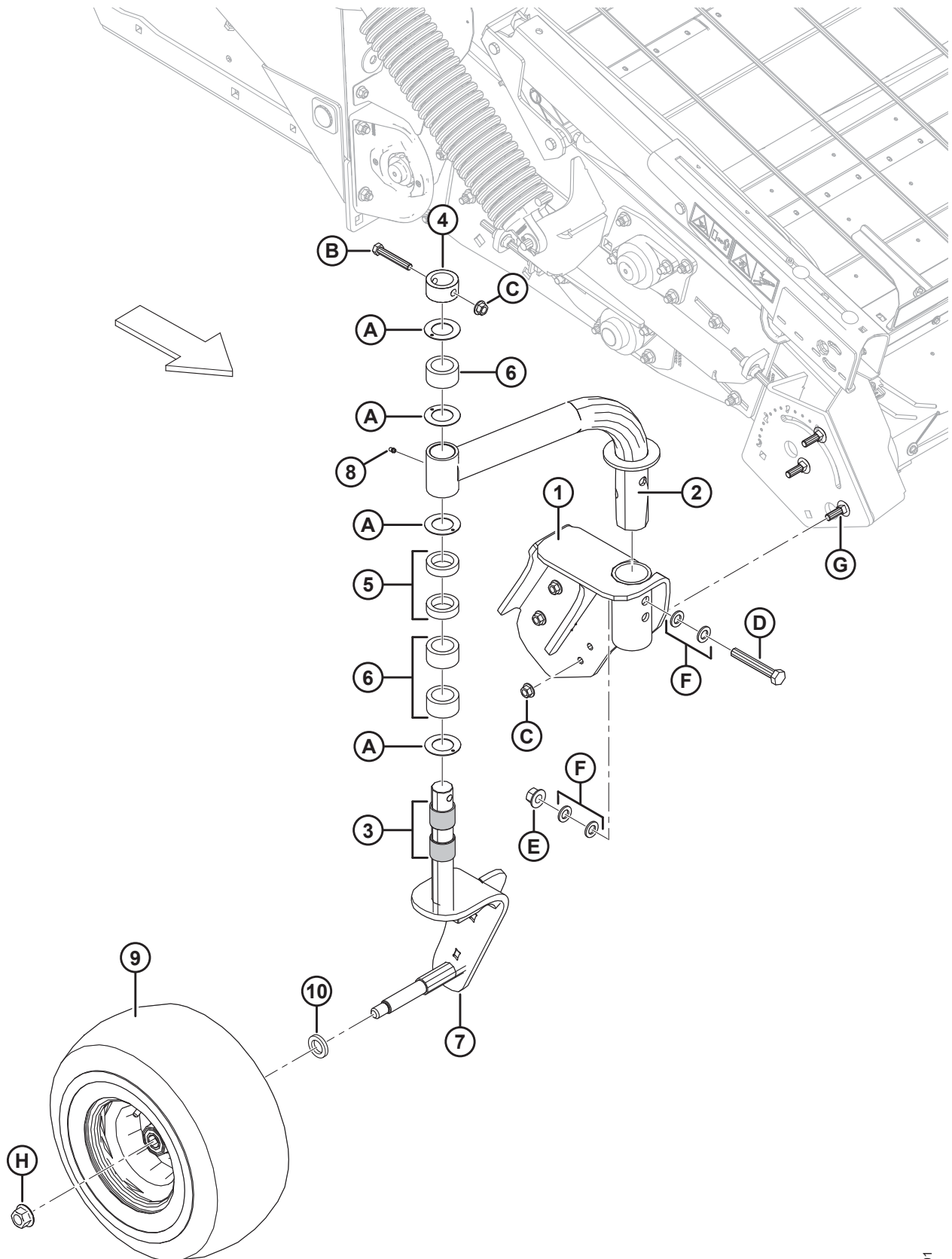
# 18 Wheel Assembly – Fixed Wheels



**WHEEL ASSEMBLY – FIXED WHEELS**

<b>Ref</b>	<b>Part Number</b>	<b>Description</b>	<b>Qty</b>	<b>Serial Number</b>
1	152724	INTEGRAL WHEEL ASSEMBLY C/W TIRE	2	
	237765	BEARING – C/W SNAP RING	4	
	237769	SPACER – HUB	2	
2	237725	SPINDLE WELDMENT	2	
3	302072	SPACER – FLAT, 26.5 MM I.D., 42.2 MM O.D., 6.4 MM THICK	2	
A	252476	NUT – HEX SMTH FLG M20 X 2.5-10-AA3L		
B	197122	BOLT – RHSSN M12 X 1.75 X 40-8.8-A3L		
C	148645	NUT – LOCK FLG STOVER M12 X 1.75 ZP		

# 19 Wheel Assembly – Caster Wheels



1025591

**WHEEL ASSEMBLY – CASTER WHEELS**

Ref	Part Number	Description	Qty	Serial Number
	B6315	KIT – CASTER WHEELS <sup>35</sup>		
1	237831	WELDMENT – CASTER SUPPORT, RH	1	
	237844	WELDMENT – CASTER SUPPORT, LH	1	
2	237859	ARM – CASTER W/ SLEEVES, RH <sup>36</sup>	1	
	237861	ARM – CASTER W/ SLEEVES, LH <sup>36</sup>	1	
3	252269	SLEEVE – BEARING, 1.5 IN. I.D.	4	
4	237602	TUBE – STOP	2	
5	237834	SPACER – SMALL	4	
6	237852	SPACER – LARGE	6	
7	237835	WELDMENT – SPINDLE, RH	1	
	237846	WELDMENT – SPINDLE, LH	1	
8	18671	FITTING – LUBE 1/4-28 UNF	2	
9	152724	INTEGRAL WHEEL ASSEMBLY C/W TIRE <sup>37</sup>	2	
	237765	BEARING – C/W SNAP RING <sup>37</sup>	4	
	237769	SPACER – HUB <sup>37</sup>	2	
10	302072	SPACER – FLAT, 26.5 MM I.D., 42.2 MM O.D., 6.4 MM THICK	2	
A	252268	WASHER – THRUST, 1.5 IN. I.D.		
B	135155	BOLT – HEX HD M12 X 1.75 X 75-8.8-A3L		
C	148645	NUT – HEX FLG STVR LOC M12 X 1.75-10-A3L		
D	136310	BOLT – HEX HD M16 X 2 X 105-SPCL-8.8-A3L		
E	136440	NUT – HEX FLG CTR LOC M16 X 2-10-A3L		
F	184717	WASHER – FLAT REG M16-200HV-A3L		
G	135900	BOLT – RHSN TFL M12 X 1.75 X 40-8.8-AA1J <sup>37</sup>		
	136291	BOLT – RHSN TFL M12 X 1.75 X 35-8.8-A3L <sup>38</sup>		
H	252476	NUT – HEX SMTH FLG M20 X 2.5-10-AA3L		

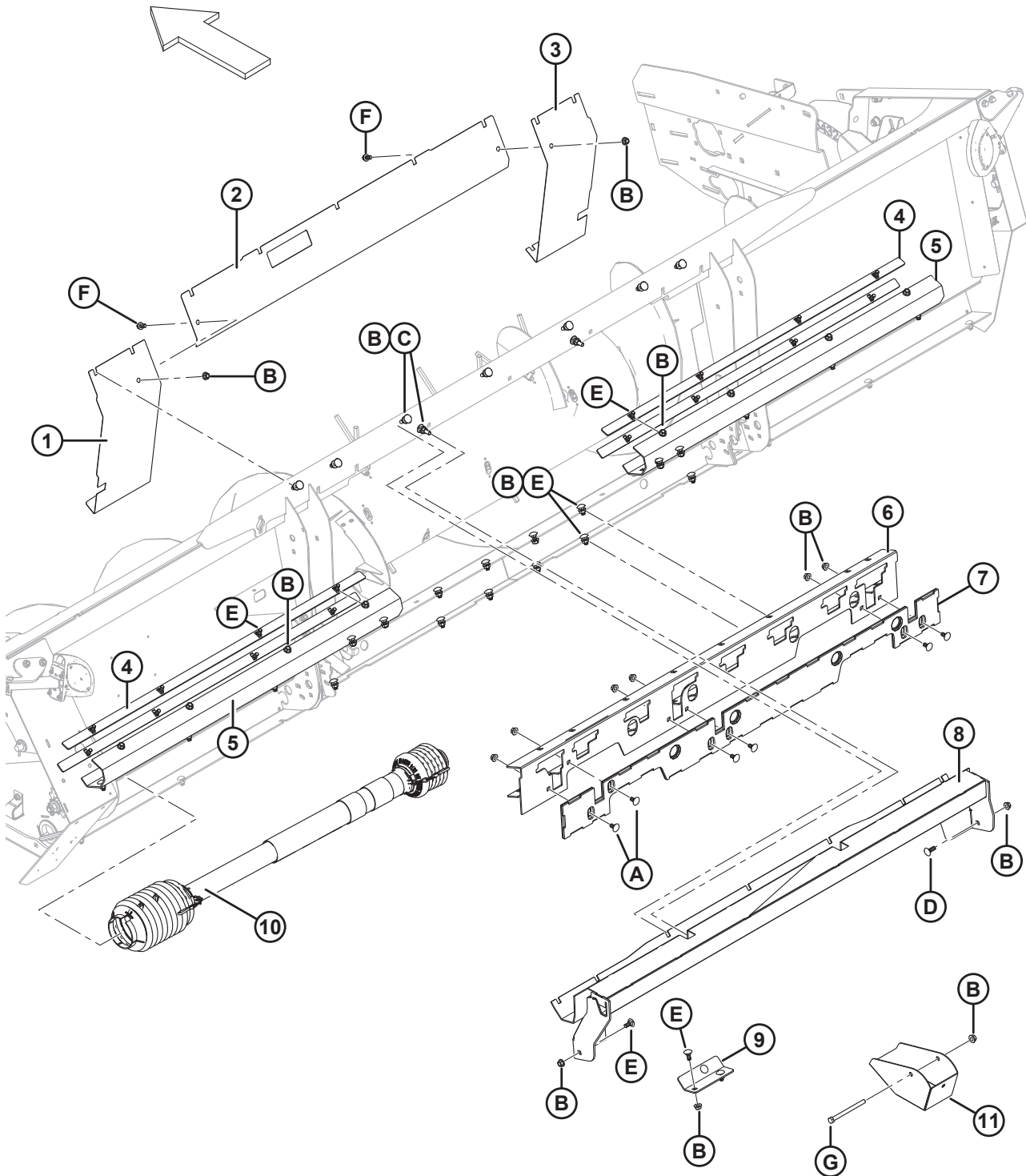
35. B6315 includes all listed parts, hardware, and instructions unless otherwise stated. Kits are available through Whole Goods only.

36. Arm includes grease fitting (MD #18671), decal (MD #23165), and two bearing sleeves (MD #252269).

37. Not included in Caster Wheels kit B6315.

38. 35 mm bolt (MD #136291) is used in Caster Wheels kit (B6315) only.

# 20 Combine Completion – Connection (Challenger®/Massey Ferguson®)



**COMBINE COMPLETION – CONNECTION (CHALLENGER®/MASSEY FERGUSON®)**

Ref	Part Number	Description	Qty	Serial Number
1	237451	PANEL – AGCO NARROW LEFT SIDE <sup>39</sup>	1	
	237453	PANEL – AGCO WIDE LEFT SIDE <sup>40</sup>	1	
2	237456	PANEL – AGCO CENTER	1	
3	237452	PANEL – AGCO NARROW RIGHT SIDE <sup>41</sup>	1	
	237454	PANEL – AGCO WIDE RIGHT SIDE <sup>42</sup>	1	
4	237776	BAR – STRIPPER BRACKET AGCO	4	
5	237760	BRACKET	2	
6	197680	BOTTOM BEAM WELDMENT – AGCO	1	
7	197683	ADJUSTMENT PLATE – AGCO BOTTOM BEAM	1	
8	237458	TOP BEAM WELDMENT – AGCO	1	
9	197388	COVER	1	
10	152556	DRIVELINE – 21 TOOTH SPLINE, JD, AGCO AXIAL <sup>43</sup>	1	
11	302040	STAND WELDMENT	3	
A	135903	BOLT – RHSN M12 X 1.75 X 25-8.8-A3L		
B	148645	NUT – HEX FLG STVR LOC M12 X 1.75-10-A3L		
C	184668	BOLT – RHSN TFL M12 X 1.75 X 45 X SPCL-8.8-A3L		
D	136291	BOLT – RHSN TFL M12 X 1.75 X 35-8.8-A3L		
E	184667	BOLT – RHSN M12 X 1.75 X 30-8.8-A3L		
F	136399	BOLT – HEX FLG HD TFL M12 X 1.75 X 25-8.8-A3L		
G	135696	BOLT – HEX HD M12 X 1.75 X 150-8.8-A3L		

39. For 1397 mm (55 in.) feeder house.

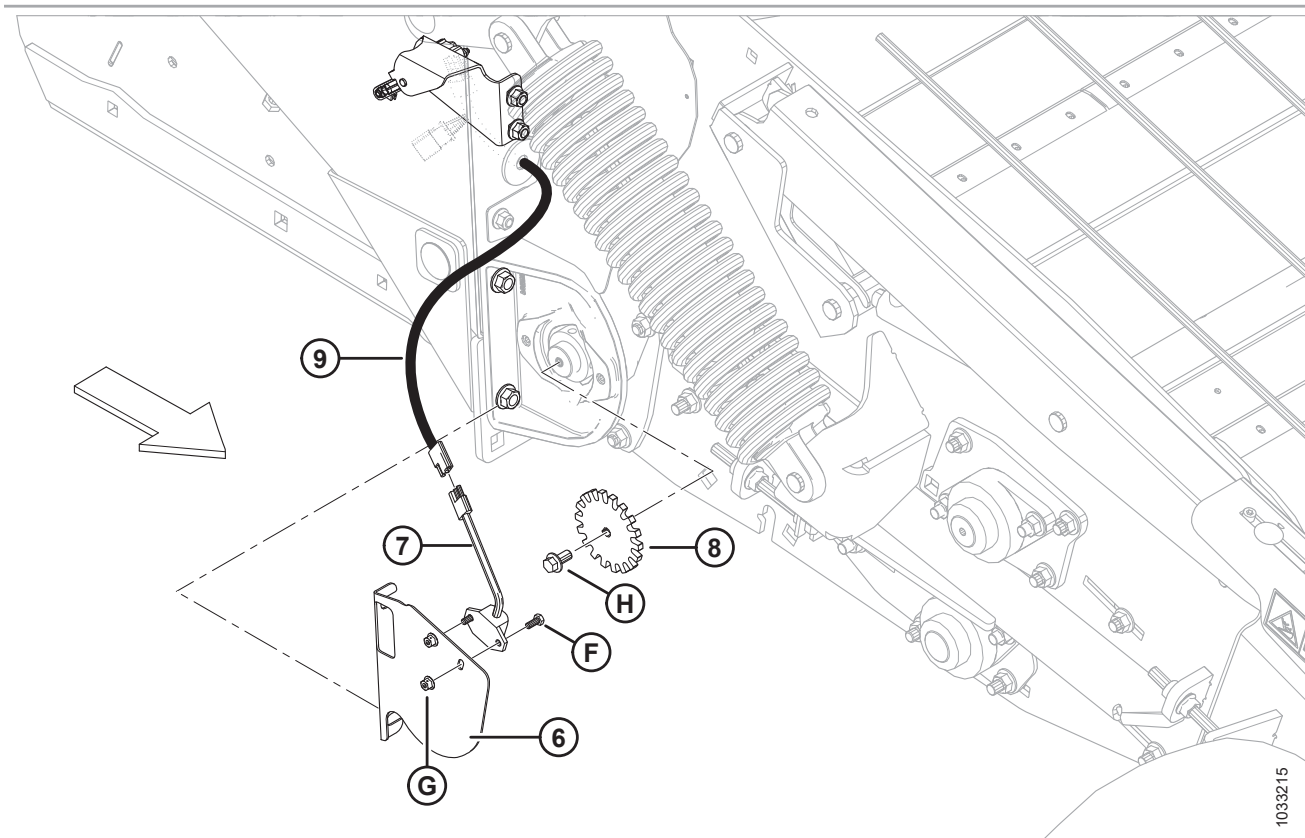
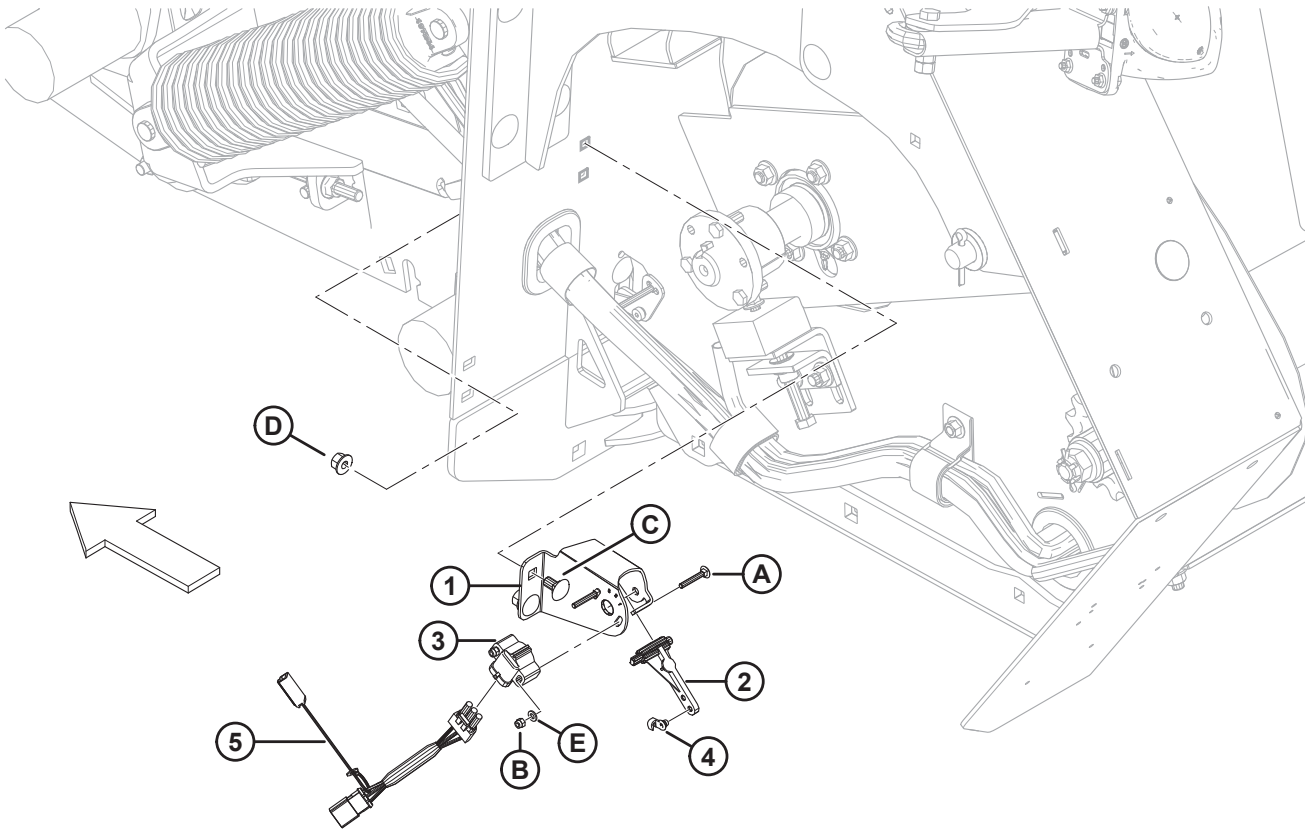
40. For 1118 mm (44 in.) feeder house.

41. For 1397 mm (55 in.) feeder house.

42. For 1118 mm (44 in.) feeder house.

43. For serviceable components, refer to Section *50 Driveline Components – MD #152556, page 107.*

## 21 Combine Completion – Sensors (Challenger®/Massey Ferguson®)



1033215

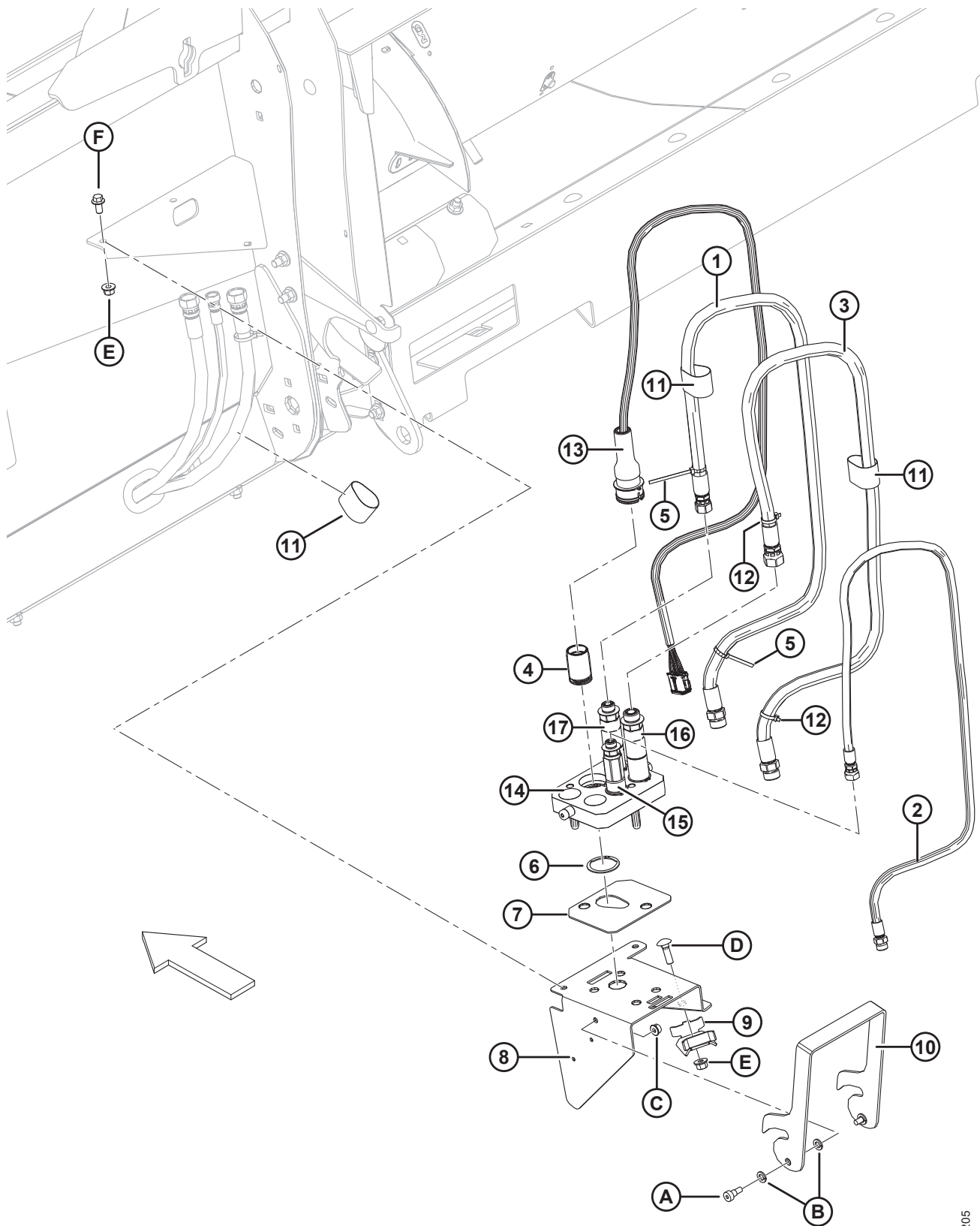


**COMBINE COMPLETION – SENSORS (CHALLENGER®/MASSEY FERGUSON®)**

<b>Ref</b>	<b>Part Number</b>	<b>Description</b>	<b>Qty</b>	<b>Serial Number</b>
1	197940	SUPPORT – SENSOR MOUNT	2	
2	187193	ARM – SENSOR CONTROL	2	
3	158069	CONTROL – POTENTIOMETER	2	
4	153492	CLIP – ROD END	2	
5	152982	HARNESS – WIRING LH HEADER HEIGHT	1	
A	197229	BOLT – RHSN TFL M5 X 0.8 X 35-8.8-A2L		
B	197230	NUT – HEX NYLOC M5 X 0.8-8-A2L		
C	136178	BOLT – RHSN M10 X 1.5 X 20-8.8-A3L		
D	50101	NUT – HEX FLG STVR LOC M10 X 1.5-10-A3L		
E	18798	WASHER – FLAT SAE 7/32 ID X 7/16 IN OD AA1J		
6	197317	SUPPORT – SPEED SENSOR AGCO	1	
7	152736	SPEED SENSOR, AGCO	1	
8	152521	DISC – AGCO SPEED SENSOR	1	
	18963	WASHER – FLAT, 1.6 MM THICK (OPTIONAL) <sup>44</sup>	A/R	
	16652	WASHER – FLAT, 3 MM THICK (OPTIONAL) <sup>44</sup>	A/R	
9	197185	HARNESS – RH AGCO SENSOR	1	
F	184642	BOLT – HEX HD TFL M6 X 1 X 16-8.8-A2L		
G	152668	NUT – HEX FLG CTR LOC M6 X 1-8-A2L		
H	152670	BOLT – HEX FLG HD M10 X 1.5 X 20 X SPCL-8.8-A3L		

44. Optional; when installing the speed sensor disc, there is sometimes interference between the disc and the support bearing. If this interference exists, use only one of the listed washers (MD #18963 or 16652) to alleviate the interference.

## 22 Combine Completion – Hydraulic/Electric (Challenger®/Massey Ferguson®)



1033205

**COMBINE COMPLETION – HYDRAULIC/ELECTRIC (CHALLENGER®/MASSEY FERGUSON®)**

**NOTE:**

For specific electrical harness parts, refer to Electrical Connector Parts Catalog (MD #169641).

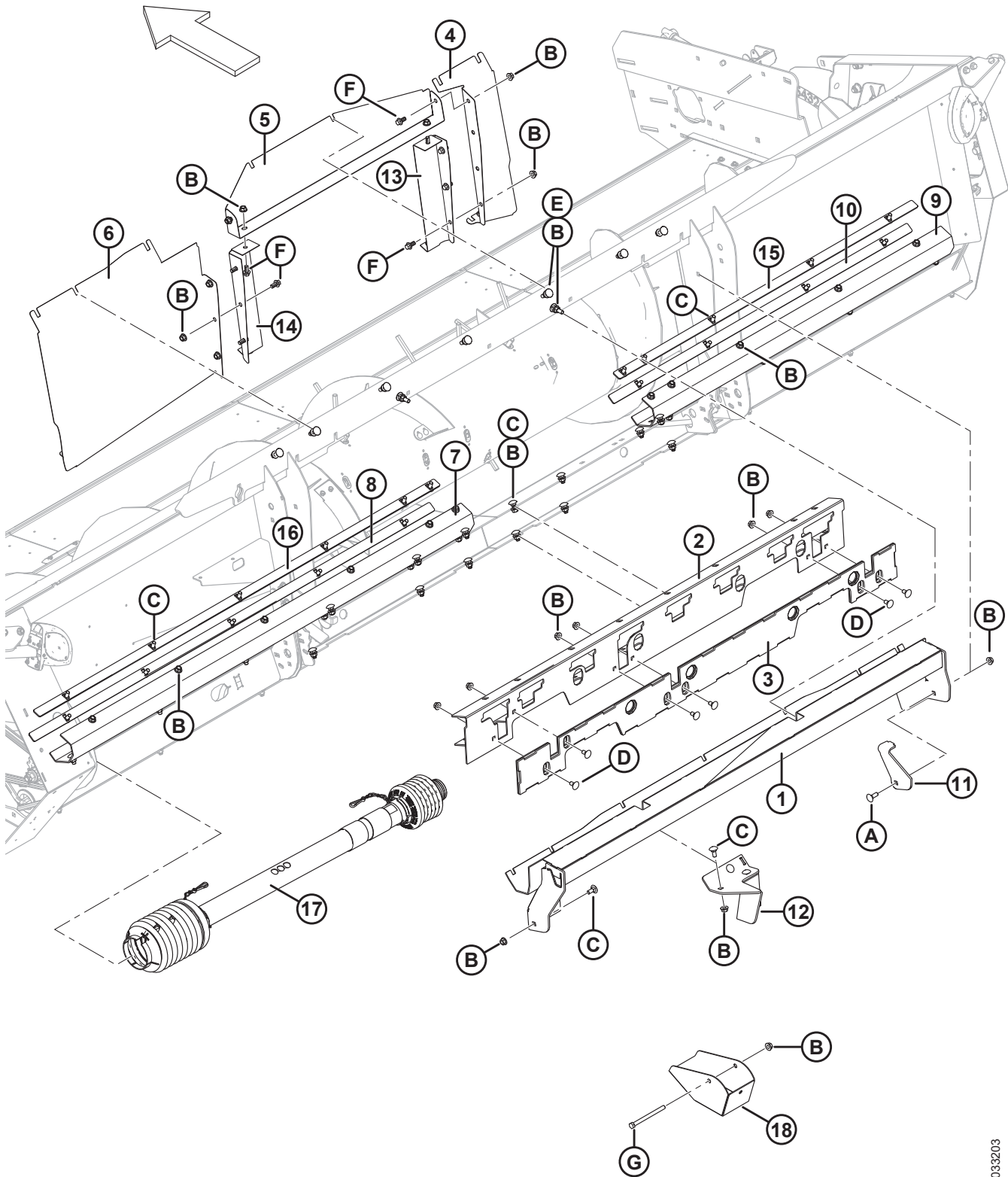
Ref	Part Number	Description	Qty	Serial Number
1	237168	HOSE – HYD	1	
2	237169	HOSE – HYD	1	
3	237167	HOSE – HYD	1	
4	129148	PLUG – RUBBER	1	
5	49232	FASTENER – CABLE TIE (WHITE)	2	
6	135267	RING – INVERTED EXT RETAINING	1	
7	187018	PAD – RUBBER	1	
8	237783	BRACKET – COUPLER (AGCO)	1	
9	302354	HOLDER – HOSES	1	
10	129143	LATCH – COUPLER BRKT	1	
11	135443	FASTENER – CINCH STRAP 4 IN. LG	3	
12	40701	FASTENER – CABLE TIE (YELLOW)	3	
13	197179	HARNESS – WIRING, AGCO	1	
14	302042	COUPLING – MULTI 3-POSITION <sup>45</sup>	1	-371189
	237854	COUPLING – MULTI 3-POSITION <sup>46</sup>	1	371190-
	294098	KIT – COUPLER PLATE ASSY, AGCO	1	
15	279011	<b>KIT – COUPLER, 3/8 C/W 3/8 FTG (HOLD-DOWN, BLACK DISC) <sup>47</sup></b>	1	
	279034	SEAL – SHAPED, 3/8 IN.		
	191705	FITTING – ADAPTER 6 MORFS X 8 MORB	1	
	44209	O-RING – 2.21 X 16.36		
	135865	O-RING – 1.78 X 9.25		
16	279012	<b>KIT – COUPLER, 9/16 C/W 5/8 FTG (DRIVE RETURN, YELLOW DISC) <sup>47</sup></b>	1	
	279035	SEAL – SHAPED, 9/16 IN.		
	184461	FITTING – ADAPTER 10 MORFS X 10 MORB	1	
	44210	O-RING – 2.46 X 19.18		
	135867	O-RING – 1.78 X 15.60		
17	279013	<b>KIT – COUPLER, 9/16 C/W 1/2 FTG (DRIVE PRESSURE, WHITE DISC) <sup>47</sup></b>	1	
	279035	SEAL – SHAPED, 9/16 IN.		
	184463	FITTING – ADAPTER 8 MORFS X 10 MORB	1	
	44210	O-RING – 2.46 X 19.18		
	135866	O-RING – 1.78 X 12.42		
A	135894	SCREW – HEX SOC HD SHLDR 10 X 10-12.9-A2L		
B	30632	WASHER – LOCK SPRING M10-200HV-A3L		
C	135337	NUT – HEX FLG CTR LOC M8 X 1.25-8-A2L		
D	135691	BOLT – RHSN TFL M10 X 1.5 X 35-8.8-A3L		
E	50101	NUT – HEX FLG STVR LOC M10 X 1.5-10-A3L		
F	152655	BOLT – HEX FLG HD M10 X 1.5 X 20-8.8-A3L		

45. Includes coupler kits (MD #279011, 279012, and 279013) and coupler plate kit (MD #294098).

46. Includes coupler kits (MD #279011, 279012, and 279013) and coupler plate kit (MD #294098).

47. The kit includes adapter fitting, snap ring, colored ID discs, and plastic cap.

## 23 Combine Completion – Connection (Gleaner®)



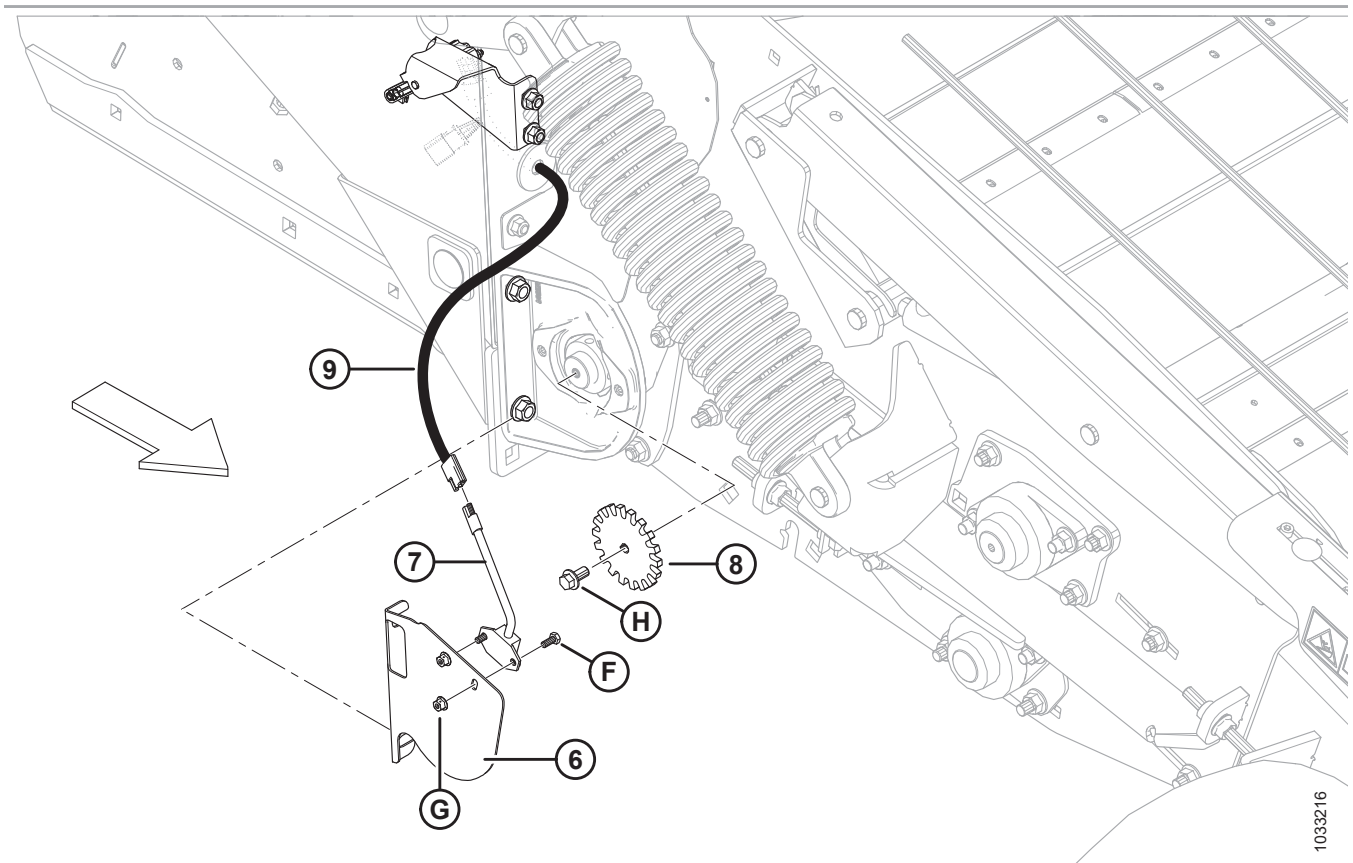
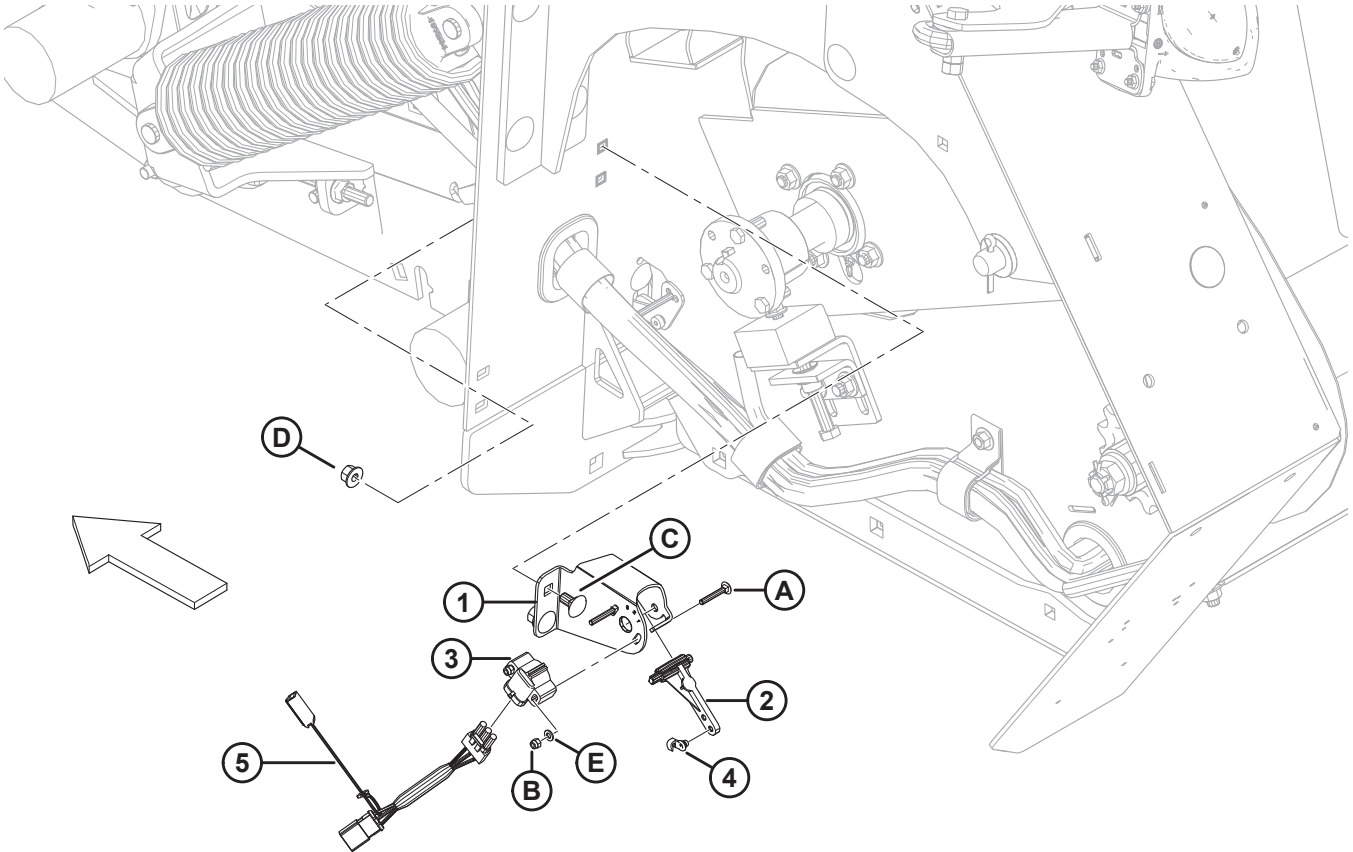
**COMBINE COMPLETION – CONNECTION (GLENER®)**

Ref	Part Number	Description	Qty	Serial Number
1	237458	TOP BEAM WELDMENT – AGCO	1	
2	197680	BOTTOM BEAM WELDMENT – AGCO	1	
3	197683	ADJUSTMENT PLATE – AGCO BOTTOM BEAM	1	
4	237957	PANEL – GLEANER RIGHT	1	
5	237959	SHIELD – GLEANER R-SERIES	1	
6	237958	PANEL – GLEANER LEFT	1	
7	302082	BRACKET – LH	1	
8	237777	BAR – STRIPPER GLEANER LH	1	
9	302081	BRACKET – RH	1	
10	237776	BAR – STRIPPER BRACKET AGCO	1	
11	197375	BUMPER	1	
12	197376	BUMPER – LH WELDMENT	1	
13	237955	PANEL – GLEANER EXTENSION RH	1	
14	237956	PANEL – GLEANER EXTENSION LH	1	
15	302083	BAR – STRIPPER GLEANER RH	1	
16	302084	BAR – STRIPPER GLEANER LH	1	
17	152555	DRIVELINE – 21 TOOTH SPLINE, AGCO TRANSVERSE, CLAAS (2018– PRIOR) <sup>48</sup>	1	–346189
	302068	DRIVELINE – 21 TOOTH SPLINE, AGCO TRANSVERSE (2019–LATER) <sup>49</sup>	1	346190–
18	302040	STAND WELDMENT	3	
A	136291	BOLT – RHSN TFL M12 X 1.75 X 35-8.8-A3L		
B	148645	NUT – HEX FLG STVR LOC M12 X 1.75-10-A3L		
C	184667	BOLT – RHSN M12 X 1.75 X 30-8.8-A3L		
D	135903	BOLT – RHSN M12 X 1.75 X 25-8.8-A3L		
E	184668	BOLT – RHSN TFL M12 X 1.75 X 45 X SPCL-8.8-A3L		
F	136399	BOLT – HEX FLG HD TFL M12 X 1.75 X 25-8.8-A3L		
G	135696	BOLT – HEX HD M12 X 1.75 X 150-8.8-A3L		

48. For serviceable components, refer to Section *49 Driveline Components – MD #152555, page 105.*

49. For serviceable components, refer to Section *53 Driveline Components – MD #302068, page 113.*

## 24 Combine Completion – Sensors (Gleaner®)



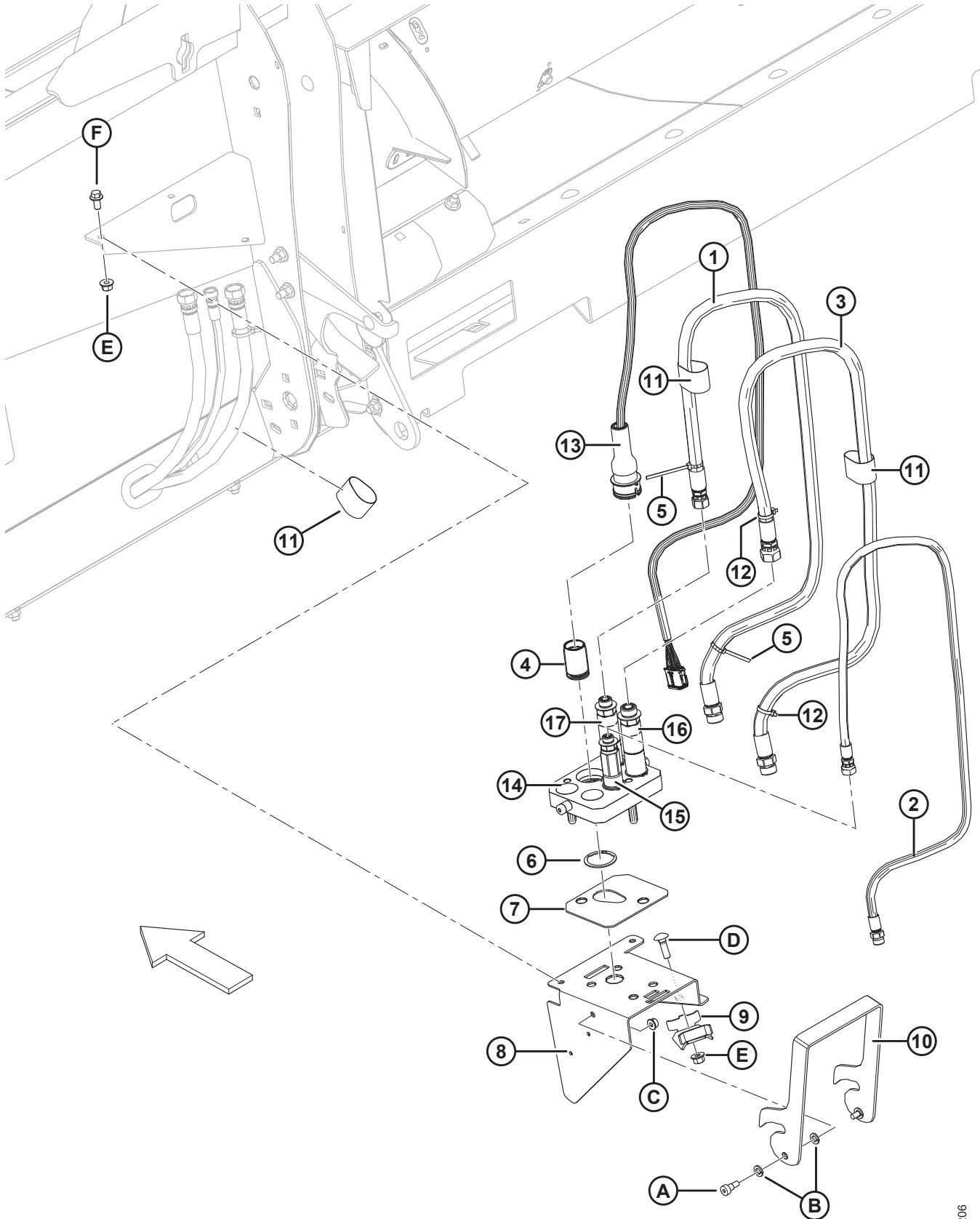
1033216

**COMBINE COMPLETION – SENSORS (GLENER®)**

Ref	Part Number	Description	Qty	Serial Number
1	197940	SUPPORT – SENSOR MOUNT	2	
2	187193	ARM – SENSOR CONTROL	2	
3	158069	CONTROL – POTENTIOMETER	2	
4	153492	CLIP – ROD END	2	
5	152982	HARNESS – WIRING REEL LH HEADER HEIGHT	1	
A	197229	BOLT – RHSN TFL M5 X 0.8 X 35-8.8-A2L		
B	197230	NUT – HEX NYLOC M5 X 0.8-8-A2L		
C	136178	BOLT – RHSN M10 X 1.5 X 20-8.8-A3L		
D	50101	NUT – HEX FLG STVR LOC M10 X 1.5-10-A3L		
E	18798	WASHER – FLAT SAE 7/32 ID X 7/16 IN OD AA1J		
6	197317	SUPPORT – SPEED SENSOR AGCO	1	
7	184440	SPEED SENSOR, GLEANER (2-WIRE)	1	
	NSS	KIT – GLEANER SPEED SENSOR (3-WIRE) <sup>50</sup>	A/R	
	152736	SPEED SENSOR, AGCO (3-WIRE) <sup>50</sup>	A/R	
8	152521	DISC – AGCO SPEED SENSOR	1	
	18963	WASHER – FLAT, 1.6 MM THICK (OPTIONAL) <sup>51</sup>	A/R	
	16652	WASHER – FLAT, 3 MM THICK (OPTIONAL) <sup>51</sup>	A/R	
9	197185	HARNESS – RH AGCO SENSOR	1	
F	184642	BOLT – HEX HD TFL M6 X 1 X 16-8.8-A2L		
G	152668	NUT – HEX FLG CTR LOC M6 X 1-8-A2L		
H	152670	BOLT – HEX FLG HD M10 X 1.5 X 20 X SPCL-8.8-A3L		

50. New Gleaner S9 combines require a three-wire speed sensor while previous generations used a two-wire speed sensor. The two-wire sensor (MD #184440) is factory-installed as the draper speed sensor for all 4300 Pick-Up Headers used with Gleaner combines. The Gleaner Three-Wire Speed Sensor kit (not sold separately) can be used to replace the factory-installed two-wire sensor with the three-wire sensor required for Gleaner S9 combines. The kit is included in the header instruction manual compartment. The kit includes three-wire sensor (MD #152736) and instructions.
51. Optional; when installing the speed sensor disc, there is sometimes interference between the disc and the support bearing. If this interference exists, use only one of the listed washers (MD #18963 or 16652) to alleviate the interference.

## 25 Combine Completion – Hydraulic/Electric (Gleaner®)



1033206



**COMBINE COMPLETION – HYDRAULIC/ELECTRIC (GLENER®)**

**NOTE:**

For specific electrical harness parts, refer to Electrical Connector Parts Catalog (MD #169641).

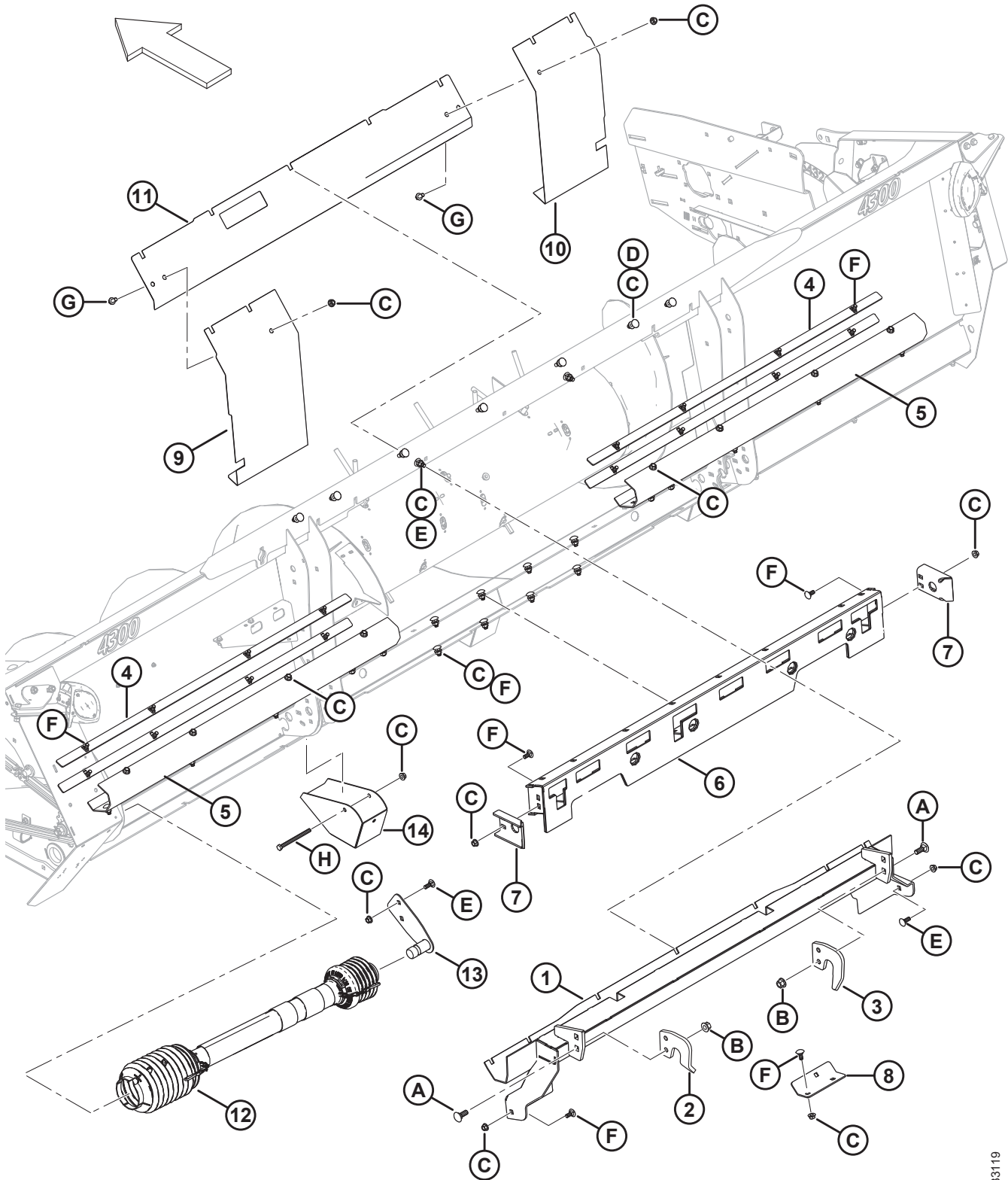
Ref	Part Number	Description	Qty	Serial Number
1	237168	HOSE – HYD	1	
2	237169	HOSE – HYD	1	
3	237167	HOSE – HYD	1	
4	129148	PLUG – RUBBER	1	
5	49232	FASTENER – CABLE TIE (WHITE)	2	
6	135267	RING – INVERTED EXT RETAINING	1	
7	187018	PAD – RUBBER	1	
8	237783	BRACKET – COUPLER (AGCO)	1	
9	302354	HOLDER – HOSES	1	
10	129143	LATCH – COUPLER BRKT	1	
11	135443	FASTENER – CINCH STRAP 4 IN. LG	3	
12	40701	FASTENER – CABLE TIE (YELLOW)	3	
13	197179	HARNESS – WIRING, AGCO	1	
14	302042	COUPLING – MULTI 3-POSITION <sup>52</sup>	1	-371189
	237854	COUPLING – MULTI 3-POSITION <sup>53</sup>	1	371190-
	294098	KIT – COUPLER PLATE ASSY, AGCO	1	
15	279011	KIT – COUPLER, 3/8 C/W 3/8 FTG (HOLD-DOWN, BLACK DISC) <sup>54</sup>	1	
	279034	SEAL – SHAPED, 3/8 IN.		
	191705	FITTING – ADAPTER 6 MORFS X 8 MORB	1	
	44209	O-RING – 2.21 X 16.36		
	135865	O-RING – 1.78 X 9.25		
16	279012	KIT – COUPLER, 9/16 C/W 5/8 FTG (DRIVE RETURN, YELLOW DISC) <sup>54</sup>	1	
	279035	SEAL – SHAPED, 9/16 IN.		
	184461	FITTING – ADAPTER 10 MORFS X 10 MORB	1	
	44210	O-RING – 2.46 X 19.18		
	135867	O-RING – 1.78 X 15.60		
17	279013	KIT – COUPLER, 9/16 C/W 1/2 FTG (DRIVE PRESSURE, WHITE DISC) <sup>54</sup>	1	
	279035	SEAL – SHAPED, 9/16 IN.		
	184463	FITTING – ADAPTER 8 MORFS X 10 MORB	1	
	44210	O-RING – 2.46 X 19.18		
	135866	O-RING – 1.78 X 12.42		
A	135894	SCREW – HEX SOC HD SHLDR 10 X 10-12.9-A2L		
B	30632	WASHER – LOCK SPRING M10-200HV-A3L		
C	135337	NUT – HEX FLG CTR LOC M8 X 1.25-8-A2L		
D	135691	BOLT – RHSN TFL M10 X 1.5 X 35-8.8-A3L		
E	50101	NUT – HEX FLG STVR LOC M10 X 1.5-10-A3L		
F	152655	BOLT – HEX FLG HD M10 X 1.5 X 20-8.8-A3L		

52. Includes coupler kits (MD #279011, 279012, and 279013) and coupler plate kit (MD #294098).

53. Includes coupler kits (MD #279011, 279012, and 279013) and coupler plate kit (MD #294098).

54. The kit includes adapter fitting, snap ring, colored ID discs, and plastic cap.

## 26 Combine Completion – Connection, 2022 and Prior (IDEAL™)



1033119

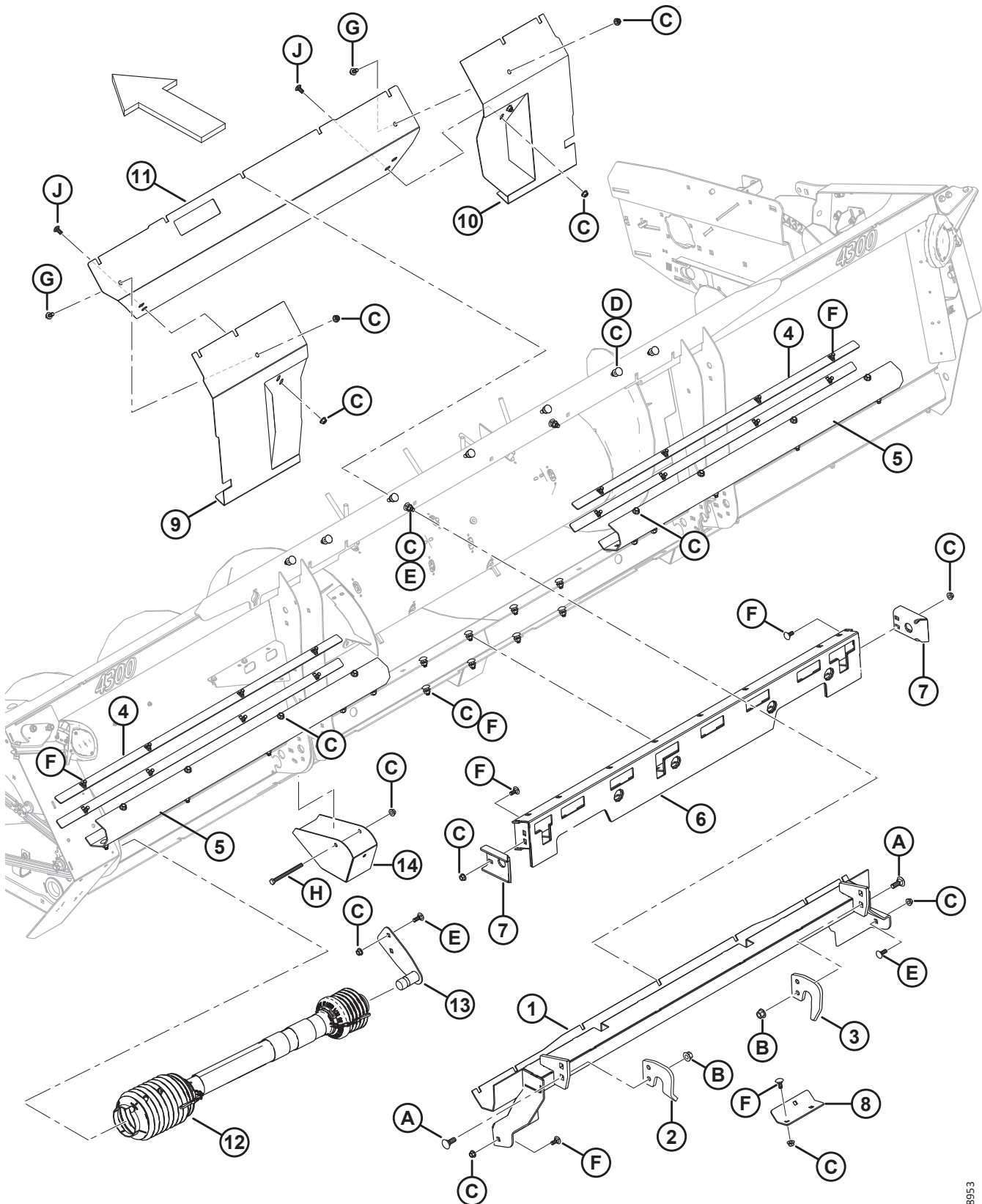
**COMBINE COMPLETION – CONNECTION, 2022 AND PRIOR (IDEAL™)**

Ref	Part Number	Description	Qty	Serial Number
1	302230	TOP BEAM WELDMENT – IDEAL™	1	-451189
2	302231	PLATE – LH HOOK	1	-451189
3	302232	PLATE – RH HOOK	1	-451189
4	237776	BAR – STRIPPER BRACKET AGCO	4	-451189
5	237760	BRACKET	2	-451189
6	302008	BOTTOM BEAM WELDMENT – IDEAL™	1	-451189
7	302007	GUIDE WELDMENT	2	-451189
8	197388	COVER	1	-451189
9	REF	PANEL – LH <sup>55</sup>	1	-451189
	302473	KIT – PW8 IDEAL™ PANELS <sup>55</sup>		-451189
10	REF	PANEL – RH <sup>55</sup>	1	-451189
	302473	KIT – PW8 IDEAL™ PANELS <sup>55</sup>		-451189
11	REF	PANEL – TOP <sup>55</sup>	1	-451189
	302473	KIT – PW8 IDEAL™ PANELS <sup>55</sup>		-451189
12	302094	DRIVELINE – 20T SPLINE, IDEAL™ <sup>56</sup>	1	-451189
13	302299	WELDMENT – PTO SUPPORT	1	-451189
14	302086	STAND WELDMENT	3	-451189
A	136757	BOLT – RHSN M16 X 2 X 45-8.8-AA1J		
B	136440	NUT – HEX FLG CTR LK M16 X 2-10-AA1J		
C	148645	NUT – HEX FLG STVR LOC M12 X 1.75-10-A3L		
D	184668	BOLT – RHSN TFL M12 X 1.75 X 45 X SPCL-8.8-A3L		
E	136291	BOLT – RHSN TFL M12 X 1.75 X 35-8.8-A3L		
F	184667	BOLT – RHSN M12 X 1.75 X 30-8.8-AA1J		
G	136399	BOLT – HEX FLG HD TFL M12 X 1.75 X 25-8.8-A3L		
H	135696	BOLT – HEX HD M12 X 1.75 X 150-8.8-AA1J		

55. The left, right, and top panels installed on model year 2022 and prior headers are no longer available for sale. The panels have been redesigned for improved feeding. If replacing the left, right, or top panel, order PW8 Ideal™ Panels kit (MD #302473). The kit includes all three panels and hardware.

56. For serviceable components, refer to Section [54 Driveline Components – MD #302094, page 115](#).

# 27 Combine Completion – Connection, 2023 (IDEAL™)

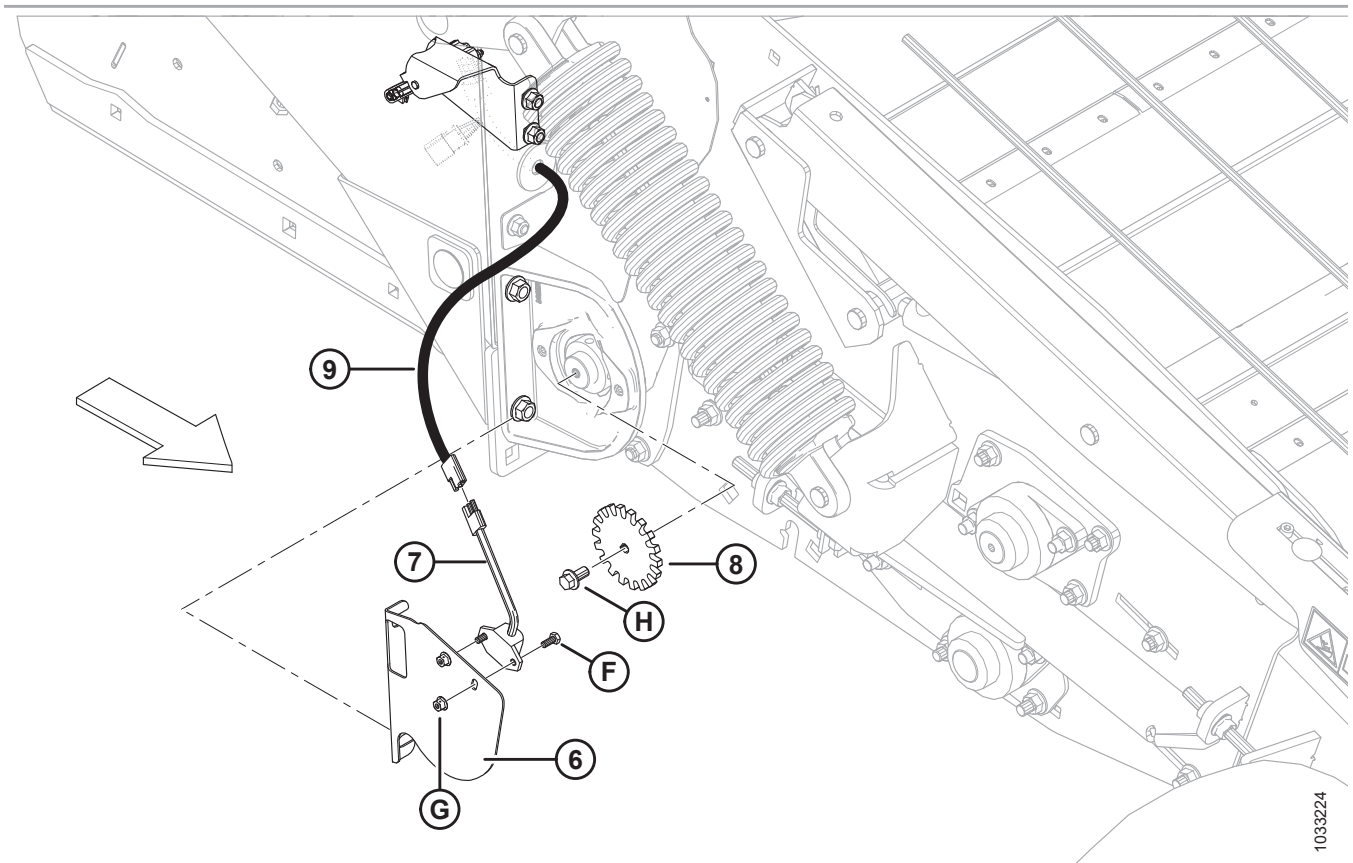
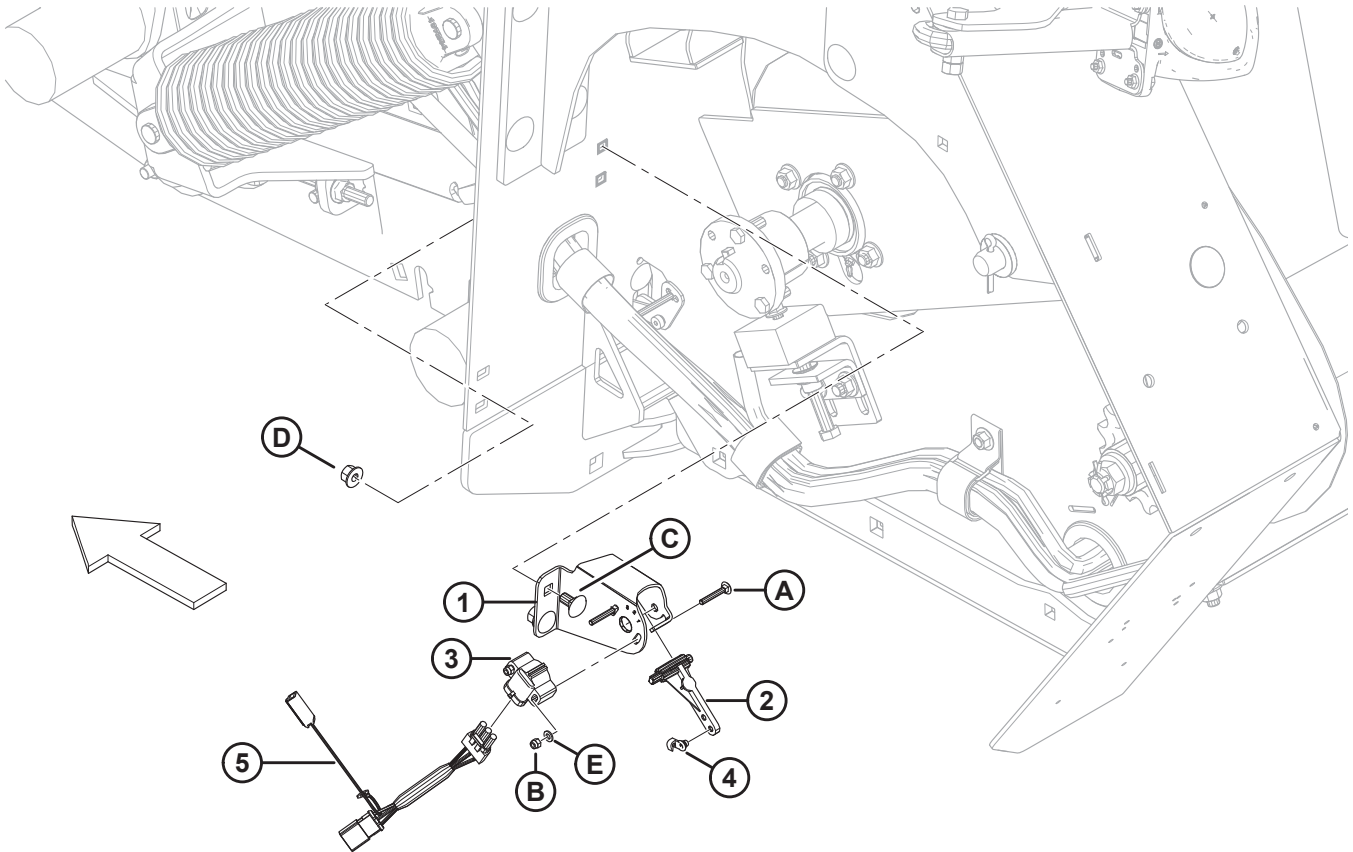


**COMBINE COMPLETION – CONNECTION, 2023 (IDEAL™)**

<b>Ref</b>	<b>Part Number</b>	<b>Description</b>	<b>Qty</b>	<b>Serial Number</b>
1	302230	TOP BEAM WELDMENT – IDEAL	1	451190–
2	302231	PLATE – LH HOOK	1	451190–
3	302232	PLATE – RH HOOK	1	451190–
4	237776	BAR – STRIPPER BRACKET AGCO	4	451190–
5	237760	BRACKET	2	451190–
6	302008	BOTTOM BEAM WELDMENT – IDEAL	1	451190–
7	302007	GUIDE WELDMENT	2	451190–
8	197388	COVER	1	451190–
9	302403	PANEL – LH WELDMENT	1	451190–
10	302406	PANEL – RH WELDMENT	1	451190–
11	302470	PANEL – TOP	1	451190–
12	302094	DRIVELINE – 20T SPLINE, IDEAL <sup>57</sup>	1	451190–
13	302299	WELDMENT – PTO SUPPORT	1	451190–
14	302086	STAND WELDMENT	3	451190–
A	136757	BOLT – RHSN M16 X 2 X 45-8.8-AA1		
B	136440	NUT – HEX FLG CTR LK M16 X 2-10-AA1J		
C	148645	NUT – HEX FLG STVR LOC M12 X 1.75-10-A3L		
D	184668	BOLT – RHSN TFL M12 X 1.75 X 45 X SPCL-8.8-A3L		
E	136291	BOLT – RHSN TFL M12 X 1.75 X 35-8.8-A3L		
F	184667	BOLT – RHSN M12 X 1.75 X 30-8.8-AA1J		
G	136399	BOLT – HEX FLG HD TFL M12 X 1.75 X 25-8.8-A3L		
H	135696	BOLT – HEX HD M12 X 1.75 X 150-8.8-AA1J		
J	152439	BOLT – RHSSN M12 X 1.75 X 25-8.8-AA1J		

57. For serviceable components, refer to Section [54 Driveline Components – MD #302094, page 115](#).

## 28 Combine Completion – Sensors (IDEAL™)



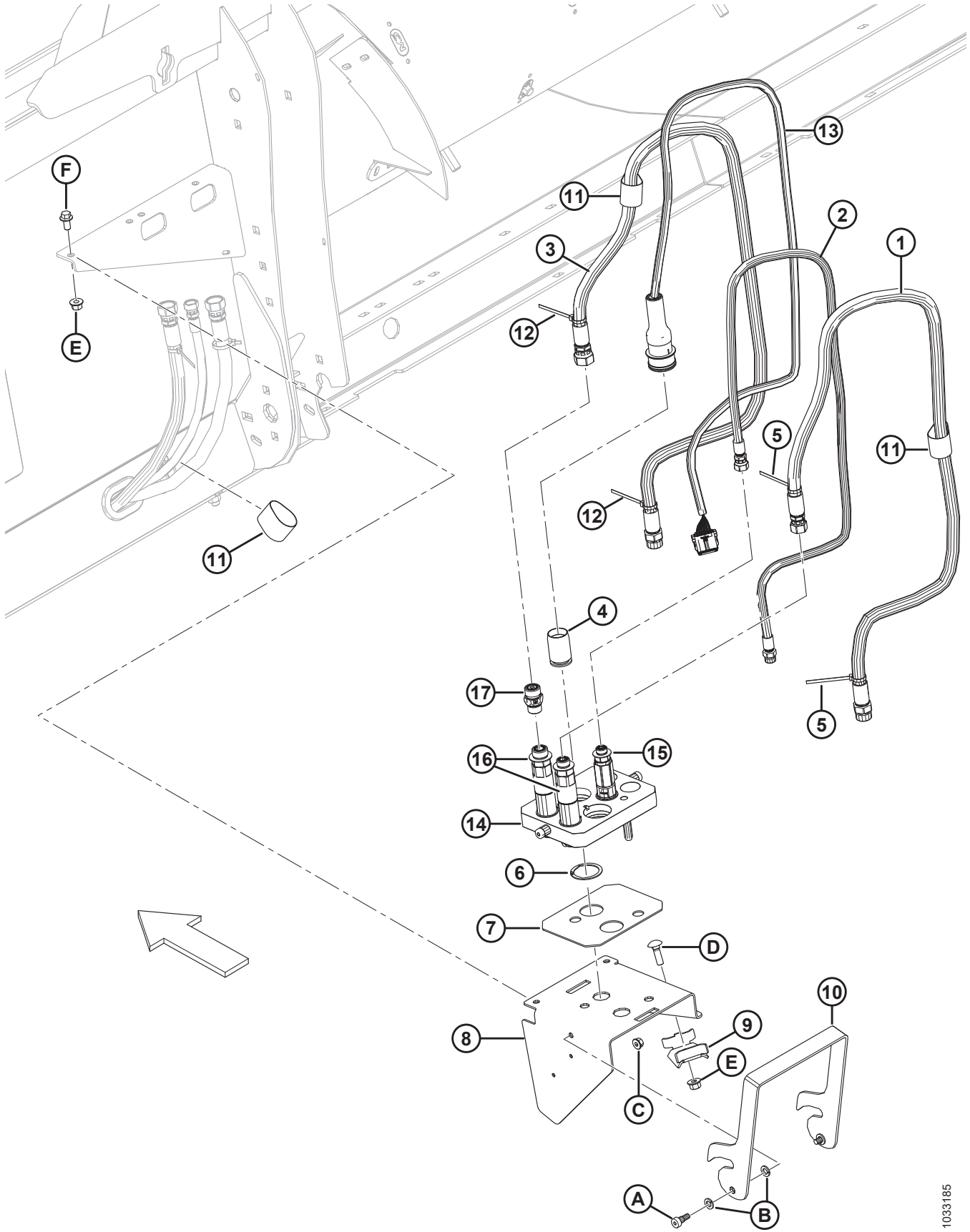
1033224

**COMBINE COMPLETION – SENSORS (IDEAL™)**

Ref	Part Number	Description	Qty	Serial Number
1	197940	SUPPORT – SENSOR MOUNT	2	
2	187193	ARM – SENSOR CONTROL	2	
3	158069	CONTROL – POTENTIOMETER	2	
4	153492	CLIP – ROD END	2	
5	152982	HARNESS – WIRING LH HEADER HEIGHT	1	
A	197229	BOLT – RHSN TFL M5 X 0.8 X 35-8.8-A2L		
B	197230	NUT – HEX NYLOC M5 X 0.8-8-A2L		
C	136178	BOLT – RHSN M10 X 1.5 X 20-8.8-A3L		
D	50101	NUT – HEX FLG STVR LOC M10 X 1.5-10-A3L		
E	18798	WASHER – FLAT SAE 7/32 ID X 7/16 IN OD AA1J		
6	197317	SUPPORT – SPEED SENSOR AGCO	1	
7	152736	SPEED SENSOR, AGCO	1	
8	152521	DISC – AGCO SPEED SENSOR	1	
	18963	WASHER – FLAT, 1.6 MM THICK (OPTIONAL) <sup>58</sup>	A/R	
	16652	WASHER – FLAT, 3 MM THICK (OPTIONAL) <sup>58</sup>	A/R	
9	197185	HARNESS – RH AGCO SENSOR	1	
F	184642	BOLT – HEX HD TFL M6 X 1 X 16-8.8-A2L		
G	152668	NUT – HEX FLG CTR LOC M6 X 1-8-A2L		
H	152670	BOLT – HEX FLG HD M10 X 1.5 X 20 X SPCL-8.8-A3L		

58. Optional; when installing the speed sensor disc there is sometimes interference between the disc and the support bearing. If this interference exists, use only one of the listed washers (MD #18963 or 16652) to alleviate the interference.

## 29 Combine Completion – Hydraulic/Electric (IDEAL™)





**COMBINE COMPLETION – HYDRAULIC/ELECTRIC (IDEAL™)**

**NOTE:**

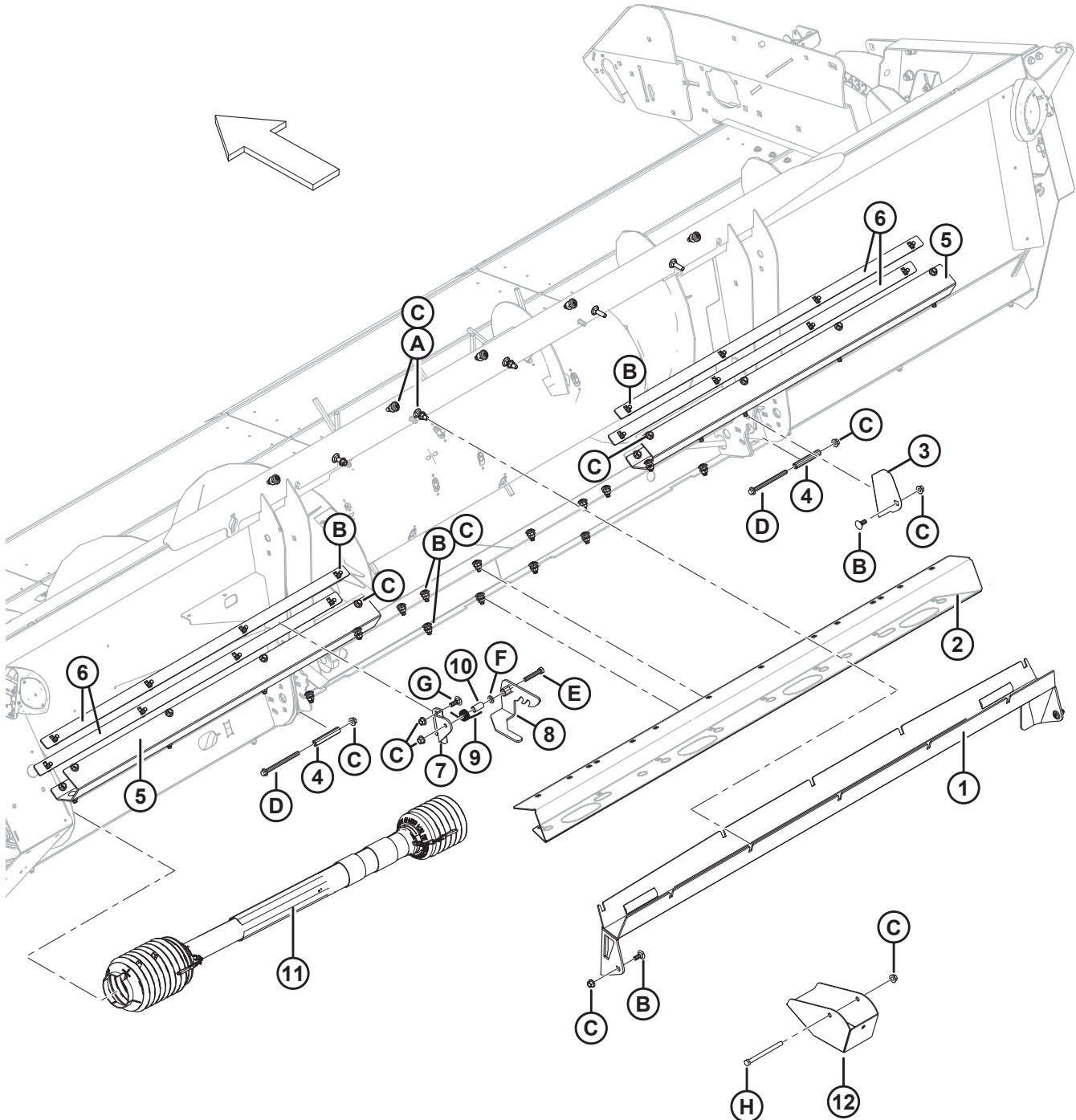
For specific electrical harness parts, refer to Electrical Connector Parts Catalog (MD #169641).

Ref	Part Number	Description	Qty	Serial Number
1	237168	HOSE – HYD	1	
2	237169	HOSE – HYD	1	
3	237167	HOSE – HYD	1	
4	129148	PLUG – RUBBER	1	
5	49232	FASTENER – CABLE TIE (WHITE)	2	
6	135267	RING – INVERTED EXT RETAINING	1	
7	302030	PAD – RUBBER	1	
8	302028	BRACKET – IDEAL	1	
9	302354	HOLDER – HOSES	1	
10	302029	LATCH – IDEAL MULTICOUPLER	1	
11	135443	FASTENER – CINCH STRAP 4 IN. LG	3	
12	40701	FASTENER – CABLE TIE (YELLOW)	2	
13	197179	HARNESS – WIRING, AGCO	1	
14	302037	COUPLING – MULTI, AGCO 3-POSITION <sup>59</sup>	1	
	294394	KIT – COUPLER PLATE ASSY, AGCO		
15	279011	KIT – COUPLER, 3/8 C/W 3/8 FTG (HOLD-DOWN, BLACK DISC) <sup>60</sup>	1	
	279034	SEAL – SHAPED, 3/8 IN.		
16	279012	KIT – COUPLER, 9/16 C/W 5/8 FTG (DRIVE RETURN, YELLOW DISC) <sup>60</sup>	1	
	279035	SEAL – SHAPED, 9/16 IN.		
17	252831	VALVE – CHECK, INLINE	1	
	44210	O-RING – #10 ORB		
	135867	O-RING – #10 ORFS		
A	135894	SCREW – HEX SOC HD SHLDR 10 X 10-12.9-A2L		
B	30632	WASHER – LOCK SPRING M10-200HV-A3L		
C	135337	NUT – HEX FLG CTR LOC M8 X 1.25-8-A2L		
D	135691	BOLT – RHSN TFL M10 X 1.5 X 35-8.8-A3L		
E	50101	NUT – HEX FLG STVR LOC M10 X 1.5-10-A3L		
F	152655	BOLT – HEX FLG HD M10 X 1.5 X 20-8.8-A3L		

59. Includes coupler kits (MD #279011, 279012), and coupler plate kit (MD #294394).

60. The kit includes adapter fitting, snap ring, colored ID discs, and plastic cap.

# 30 Combine Completion – Connection (CNH)



**COMBINE COMPLETION – CONNECTION (CNH)**

Ref	Part Number	Description	Qty	Serial Number
	B6361	KIT – 6 TOOTH SPLINE DRIVELINE, CNH COMBINE <sup>61</sup>		
	B6362	KIT – 21 TOOTH SPLINE DRIVELINE, CNH COMBINE <sup>62</sup>		
1	237389	CNH TOP BEAM WELDMENT	1	
2	152076	SUPPORT – BOTTOM CNH	1	
3	197475	CNH PANEL	1	
4	152220	BUSHING	2	
5	237774	BRACKET – STRIPPER	2	
6	237779	BAR – STRIPPER BRACKET	4	
7	152818	SUPPORT – CNH LATCH ANCHOR	1	
8	197297	LATCH WELDMENT – BLACK	1	
9	182152	SPRING – SECONDARY LATCH CNH	1	
10	182154	BUSHING	1	
11	152558	DRIVELINE – 6 TOOTH SPLINE, CNH (WALTERSCHEID) <sup>63</sup>	1	
	237985	DRIVELINE – 21 TOOTH SPLINE, CNH (WALTERSCHEID) <sup>64</sup>	1	
12	302040	STAND WELDMENT	3	
A	184668	BOLT – RHSN TFL M12 X 1.75 X 45 X SPCL-8.8-A3L		
B	184667	BOLT – RHSN M12 X 1.75 X 30-8.8-A3L		
C	148645	NUT – HEX FLG STVR LOC M12 X 1.75-10-A3L		
D	152759	BOLT – HEX FLG HD M12 X 1.75 X 150-10.9-A3L		
E	184675	BOLT – HEX HD M12 X 1.75 X 70-8.8-A3L		
F	184714	WASHER – FLAT REG M12-300HV-A3L		
G	136291	BOLT – RHSN TFL M12 X 1.75 X 35-8.8-A3L		
H	135696	BOLT – HEX HD M12 X 1.75 X 150-8.8-A3L		

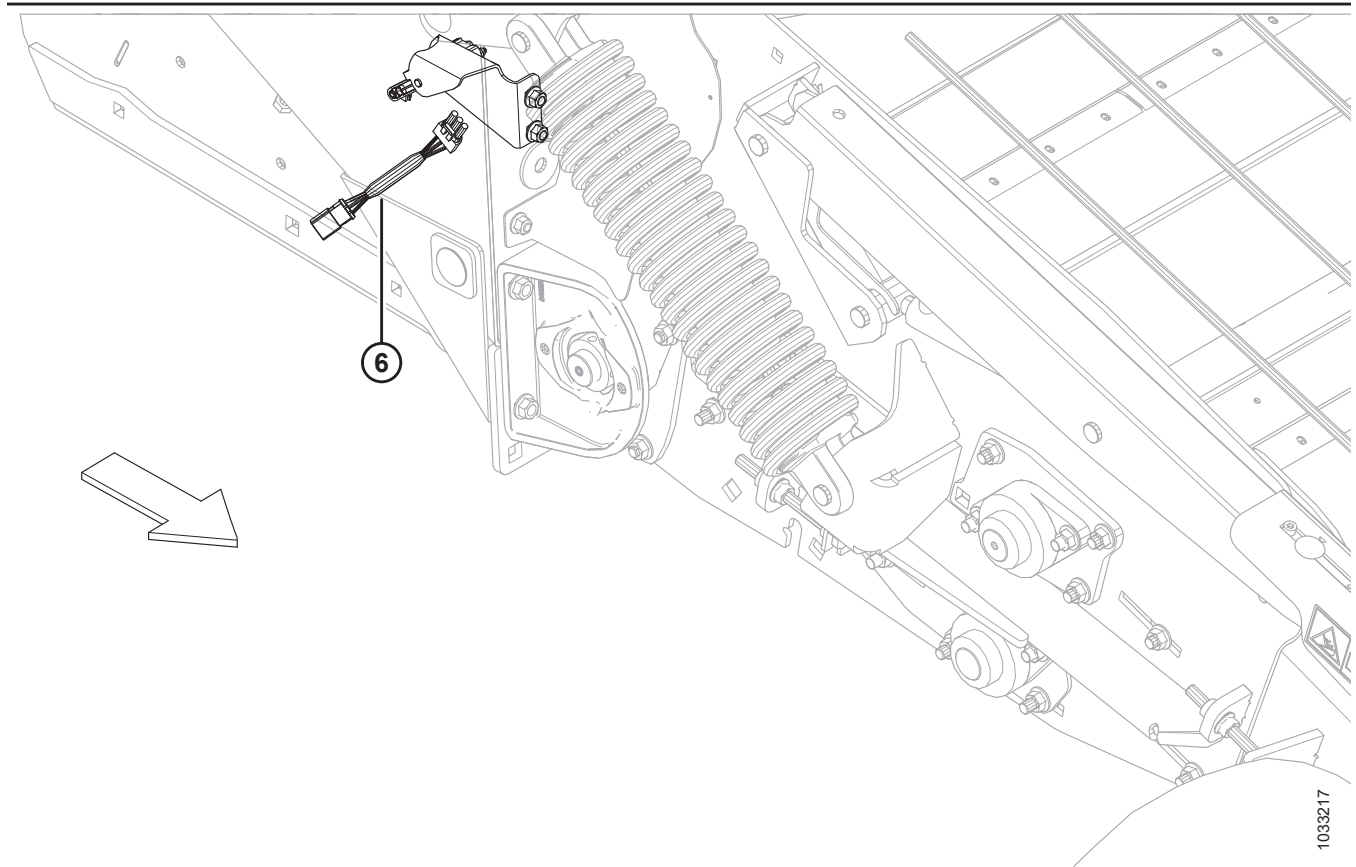
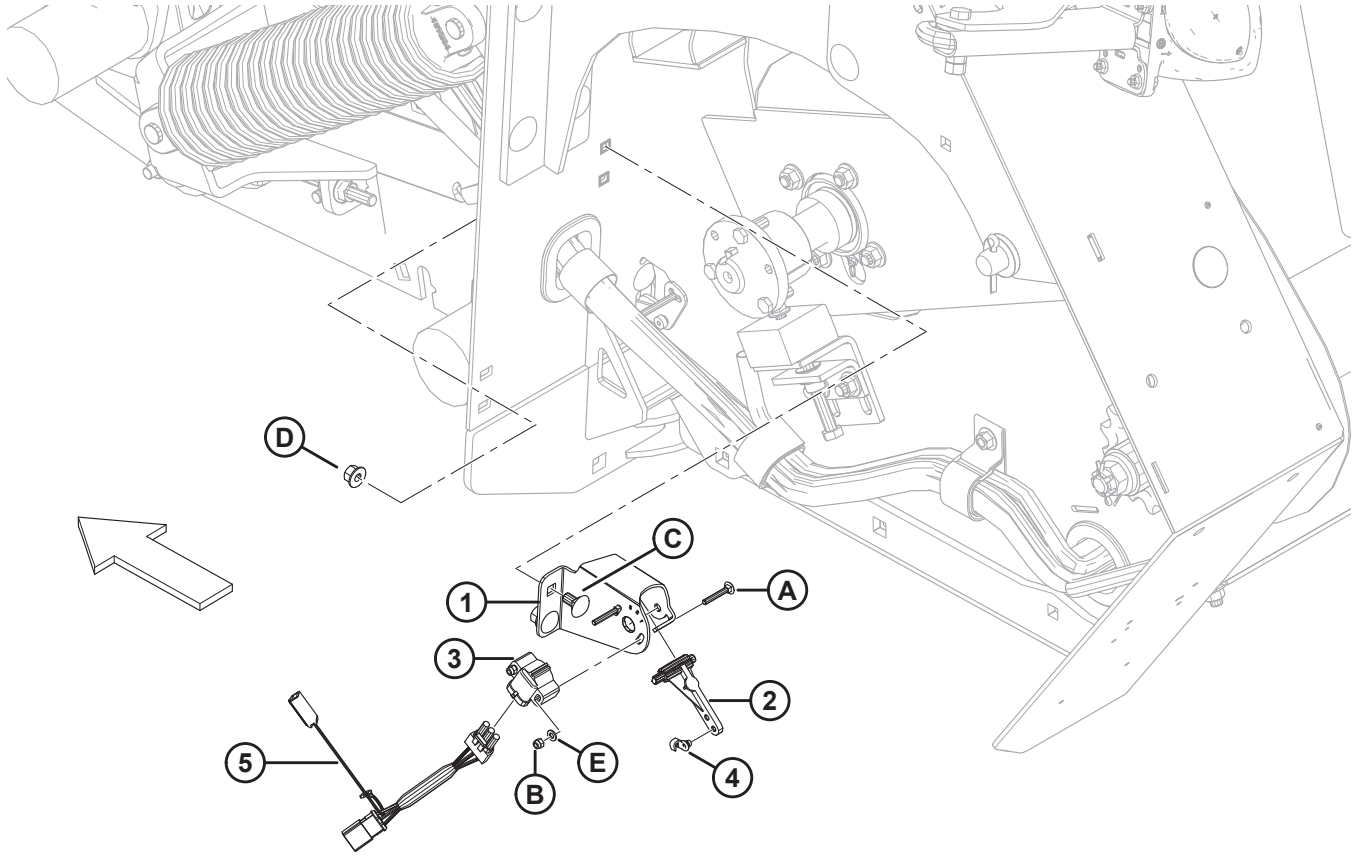
61. The kit includes 6-tooth spline driveline (MD #152558) and instructions. The kits are available through Whole Goods only.

62. The kit includes 21-tooth spline driveline (MD #237985) and instructions. The kits are available through Whole Goods only.

63. For serviceable components, refer to Section *51 Driveline Components – MD #152558, page 109*.

64. For serviceable components, refer to Section *52 Driveline Components – MD #237985, page 111*.

# 31 Combine Completion – Sensors (CNH)

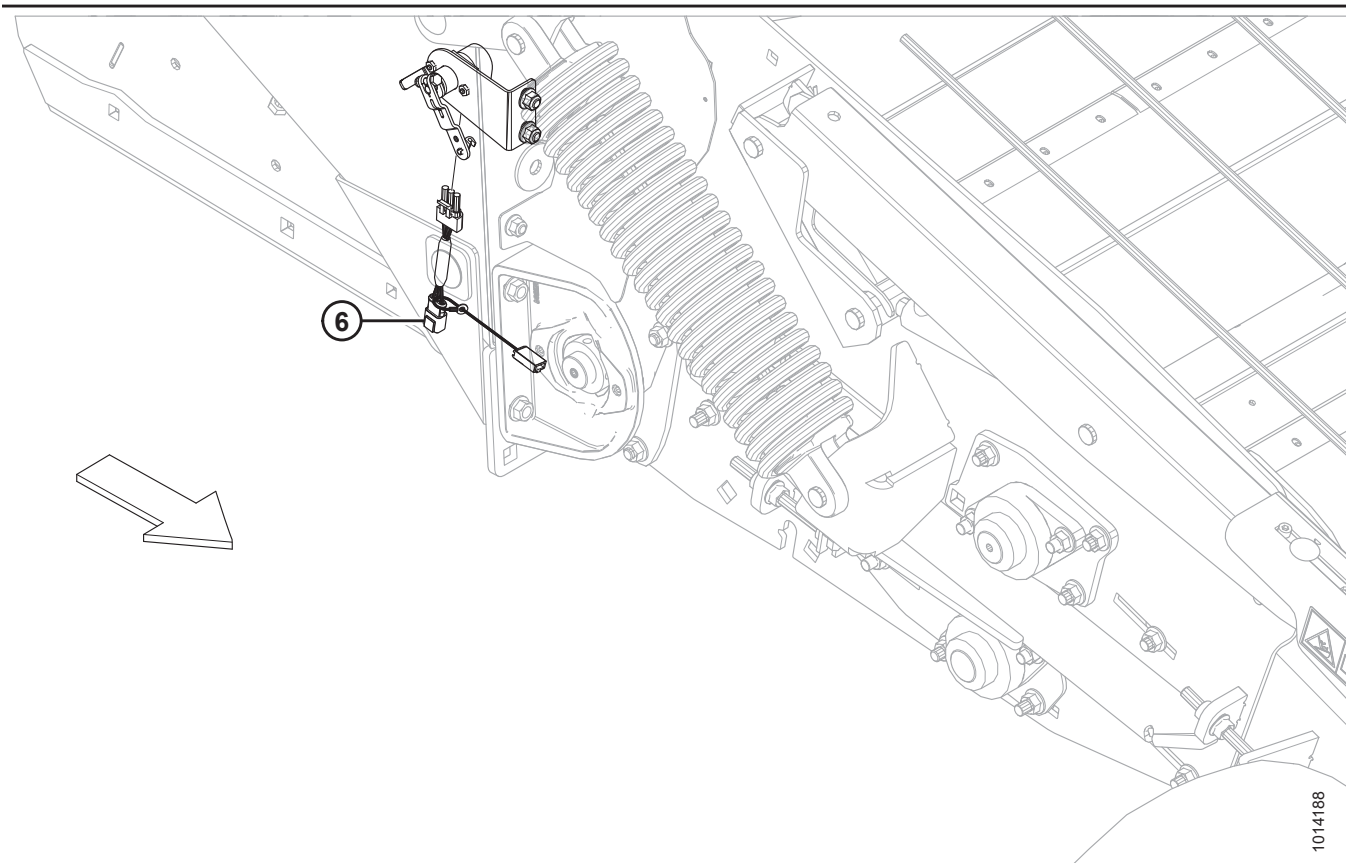
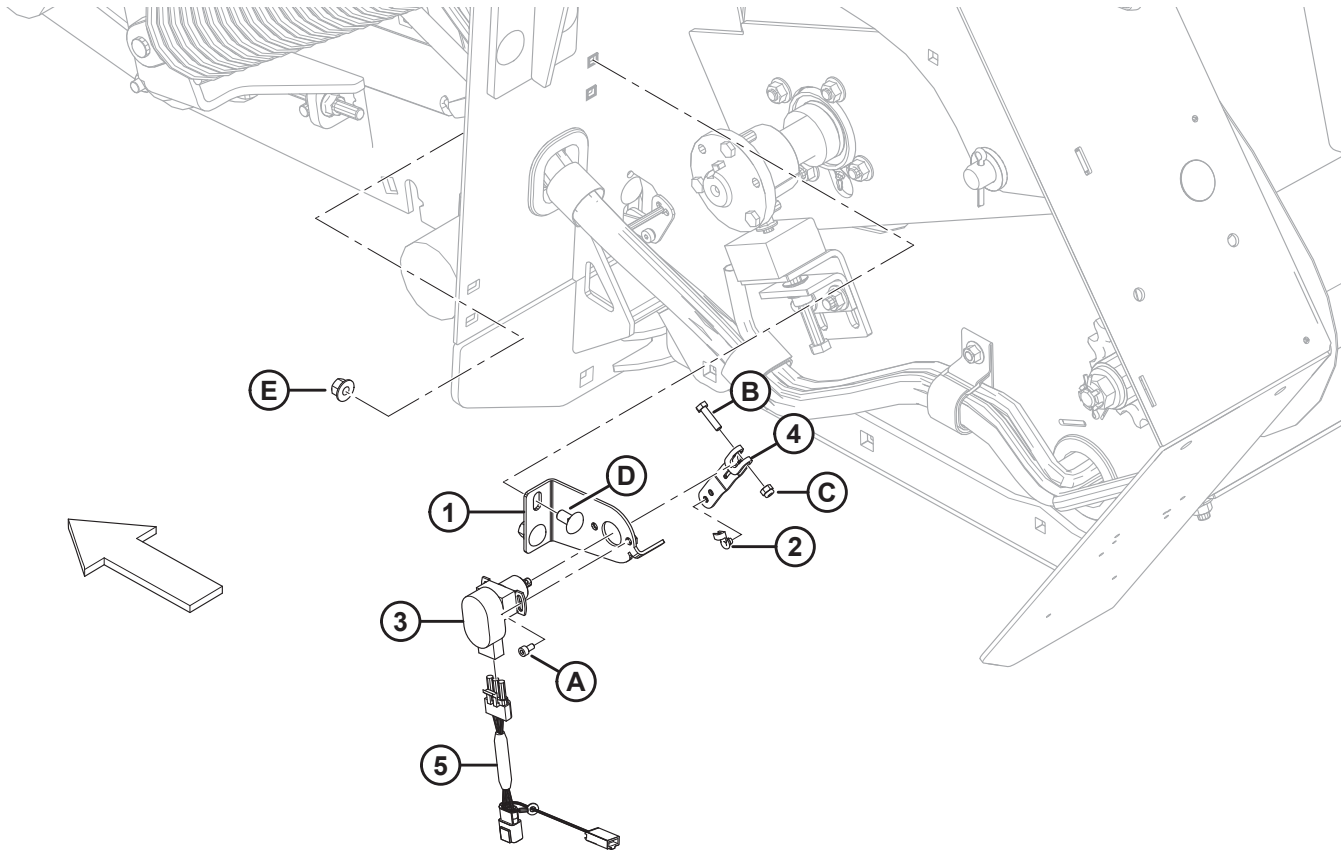


1033217

**COMBINE COMPLETION – SENSORS (CNH)**

<b>Ref</b>	<b>Part Number</b>	<b>Description</b>	<b>Qty</b>	<b>Serial Number</b>
1	197940	SUPPORT – SENSOR MOUNT	2	
2	187193	ARM – SENSOR CONTROL	2	
3	158069	CONTROL – POTENTIOMETER	2	
4	153492	CLIP – ROD END	2	
5	152982	HARNESS – LH HEADER HEIGHT	1	
6	152553	HARNESS – WIRE CASE RH	1	
A	197229	BOLT – RHSN TFL M5 X 0.8 X 35-8.8-A2L		
B	197230	NUT – HEX NYLOC M5 X 0.8-8-A2L		
C	136178	BOLT – RHSN M10 X 1.5 X 20-8.8-A3L		
D	50101	NUT – HEX FLG STVR LOC M10 X 1.5-10-A3L		
E	18798	WASHER – FLAT SAE 7/32 ID X 7/16 IN OD AA1J		

## 32 Combine Completion – Sensors (New Holland, 10 Volt)



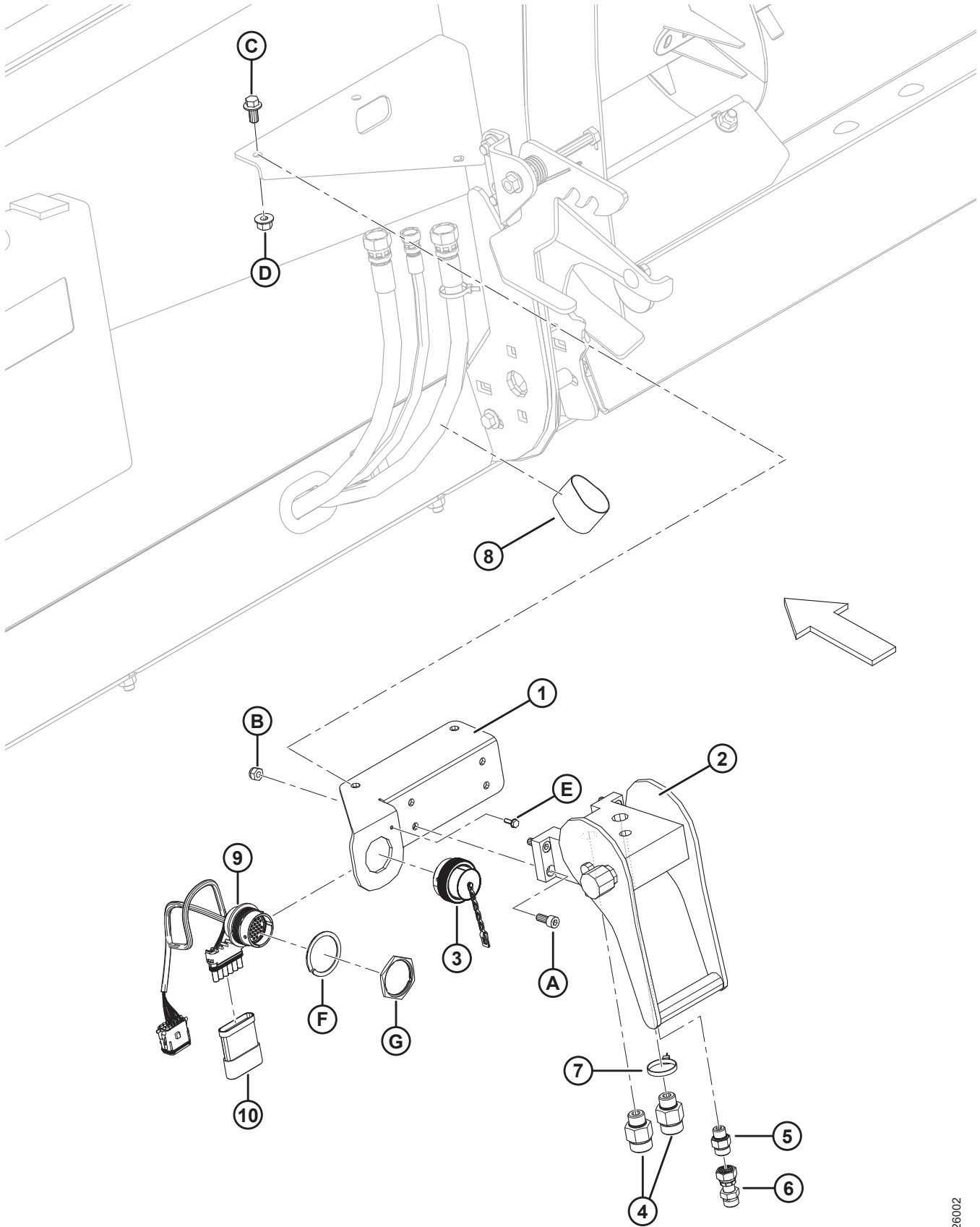
**COMBINE COMPLETION – SENSORS (NEW HOLLAND, 10 VOLT)**

<b>Ref</b>	<b>Part Number</b>	<b>Description</b>	<b>Qty</b>	<b>Serial Number</b>
	237574	KIT – 10 VOLT NH PW8 HEADER HEIGHT SENSOR <sup>65</sup>		
1	152459	SUPPORT – SENSOR MOUNT NEW HOLLAND	2	
2	153492	CLIP – ROD END	2	
3	153692	CONTROL – INDUCTIVE ANGLE SENSOR	2	
4	197255	ARM – LINKAGE (NH CR/CX)	2	
5	152983	HARNESS – WIRING HEADER HEIGHT NH (LH)	1	
6	152552	HARNESS – WIRING HEADER HEIGHT NH (RH)	1	
A	197224	SCREW – HEX SOC HD TFL M5 X 0.8 X 10-8.8-A2L		
B	135301	BOLT – HEX HD M6 X 1 X 25-8.8-A2L		
C	184685	NUT – HEX NYLOC M6 X 1-8-A2L		
D	184657	BOLT – RHSSN M10 X 1.5 X 20-8.8-A3L		
E	50101	NUT – HEX FLG STVR LOC M10 X 1.5-10-A3L		

---

65. Kit MD #237574 is required for some New Holland combines (CR 9090, 10.90 units, etc.) manufactured in Belgium. The kit includes the listed parts for the left and right sensors and instructions.

### 33 Combine Completion – Hydraulic/Electric (CNH)





**COMBINE COMPLETION – HYDRAULIC/ELECTRIC (CNH)**

**NOTE:**

For specific electrical harness parts, refer to Electrical Connector Parts Catalog (MD #169641).

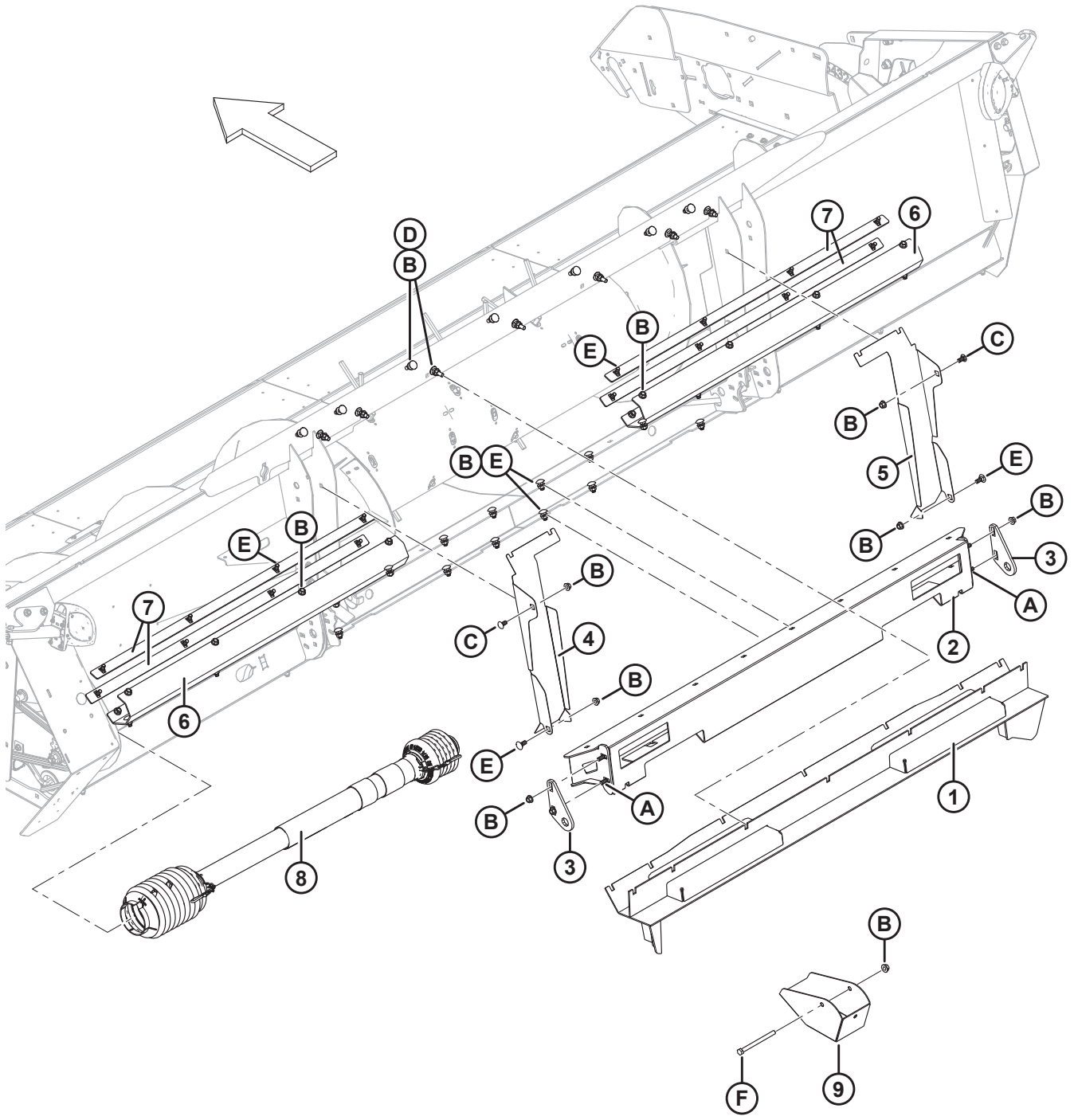
Ref	Part Number	Description	Qty	Serial Number
1	302057	SUPPORT – HYD COUPLER MACHINING AND FORMING <sup>66</sup>	1	
	301693	KIT – CNH ELECTRICAL COVER <sup>67</sup>	A/R	
2	184456	COUPLING – QUICK RELEASE, CNH	1	
3	134053	CAP – PLUG, HD30, SIZE 24 <sup>68</sup>	1	
	301693	KIT – CNH ELECTRICAL COVER <sup>67</sup>	A/R	
4	135781	FITTING – ADAPTER	2	
5	135778	FITTING – ADAPTER	1	
6	136530	FITTING – CONNECTOR HYD, 0.020 IN. ORIFICE	1	
7	40701	FASTENER – CABLE TIE (YELLOW)	1	
8	135443	FASTENER – CINCH STRAP 4 IN. LG	1	
9	197178	HARNESS – WIRING CNH ADAPTER	1	
10	153933	RESISTOR – HEADER RECOGNITION	1	
A	184651	SCREW – HEX SOC HD M8 X 1.25 X 20-12.9-A2L		
B	184688	NUT – HEX NYLOC M8 X 1.25-8-A2L		
C	152655	BOLT – HEX FLG HD M10 X 1.5 X 20-8.8-A3L		
D	50101	NUT – HEX FLG STVR LOC M10 X 1.5-10-A3L		
E	21947	SCREW – SELF TAPPING HEX WASH HD #10 X 5/8 ZP		
F	134011	WASHER – LOCK SPRING, DEUTSCH HD, SIZE 24		
G	134010	NUT – PANEL, HD30, SIZE 24		

66. Was previously support MD #237640, which has been superseded by support MD #302057. To service units with previous support MD #237640, order CNH Electrical Cover kit (MD #301693).

67. Used to service previous support (MD #237640) and electrical cover (MD #133277). Kit includes supports (MD #302057, 294455, and 294454), cap (MD #134053), self-tapping screw (MD #21947), lock spring washer (MD #134011), and panel nut (MD #134010).

68. Was previously electrical cover (MD #133277), which has been superseded by CNH Electrical Cover kit (MD #301693).

# 34 Combine Completion – Connection (JD)



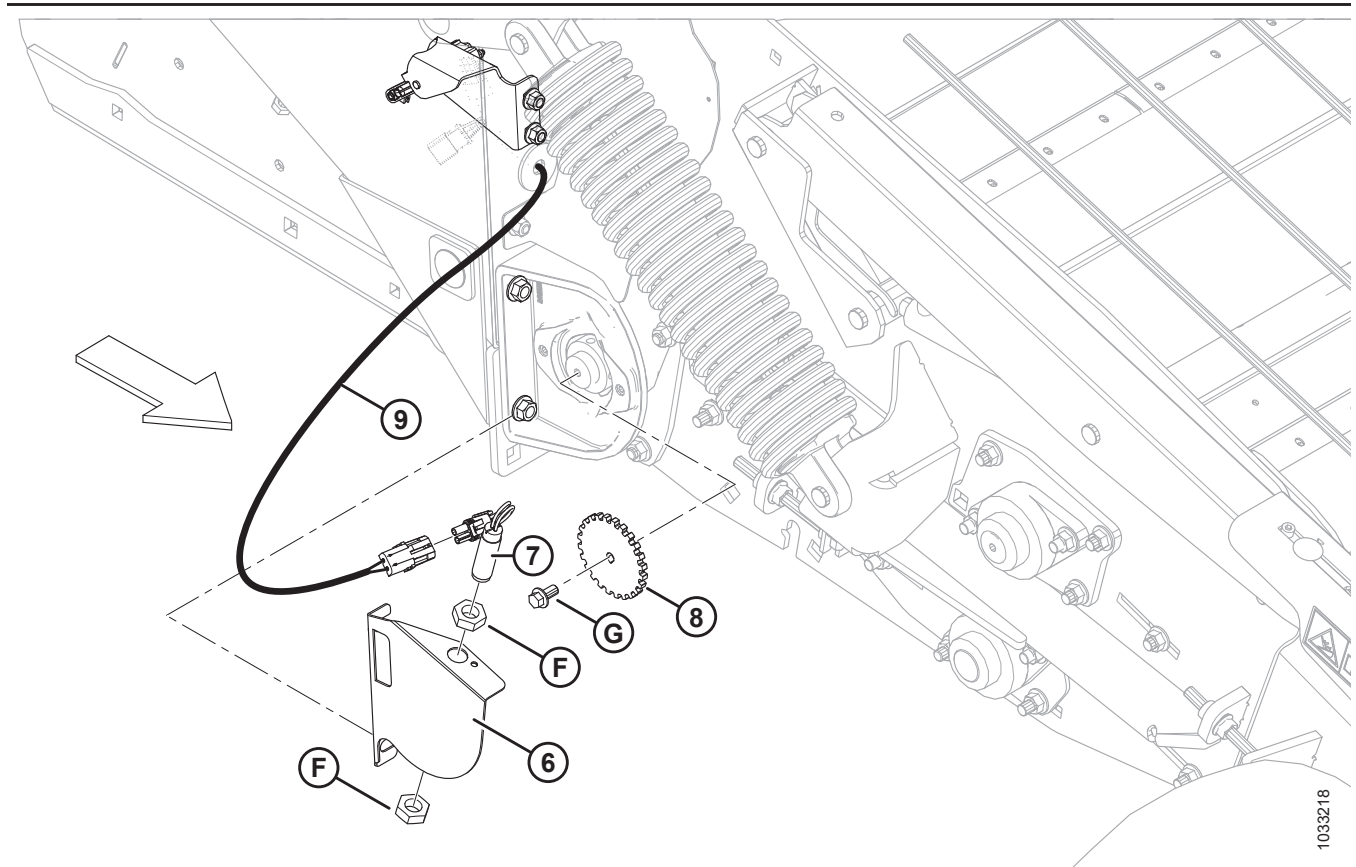
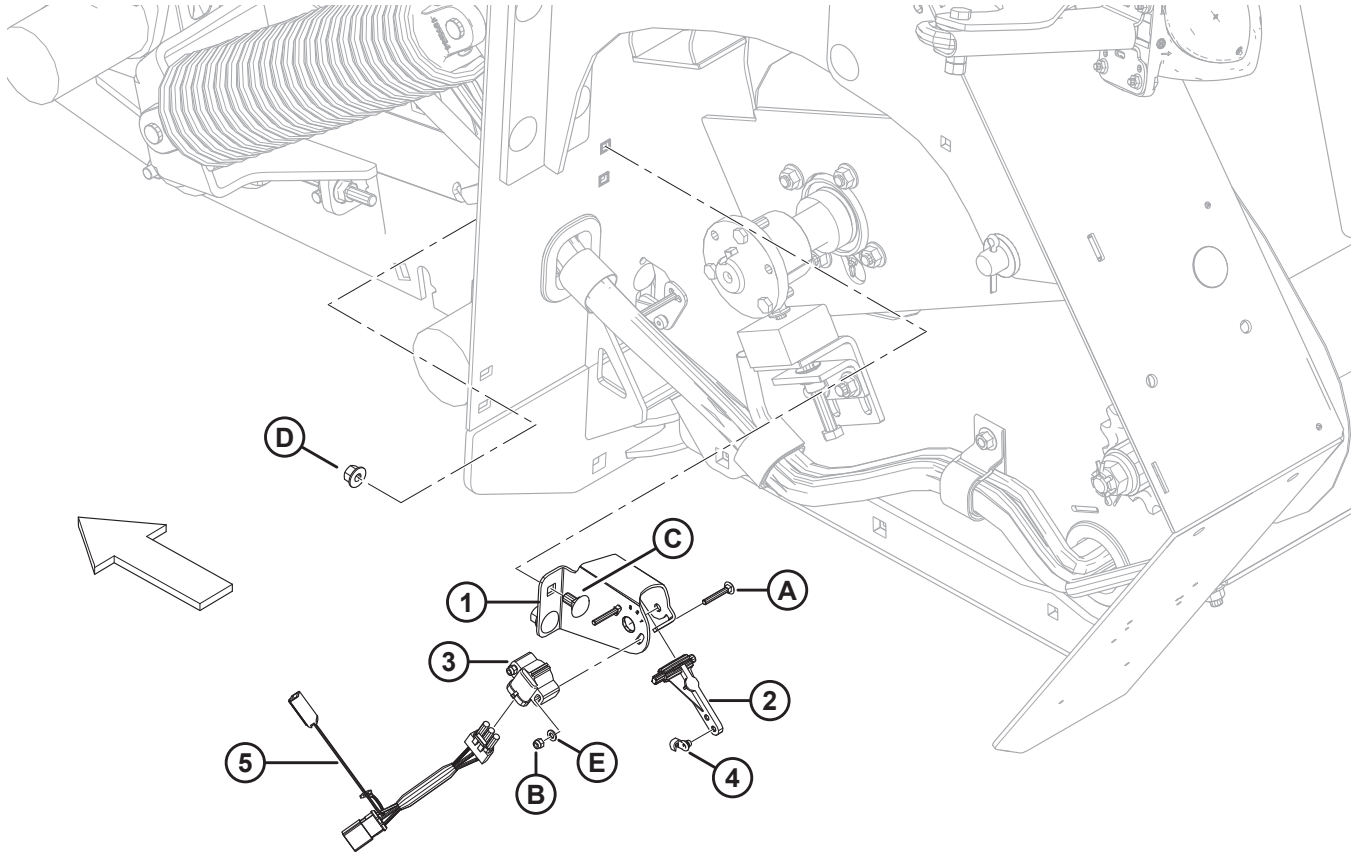
**COMBINE COMPLETION – CONNECTION (JD)**

<b>Ref</b>	<b>Part Number</b>	<b>Description</b>	<b>Qty</b>	<b>Serial Number</b>
1	152368	BEAM – JD TOP WELDT	1	
2	152837	BEAM – JD BOTTOM WELDT	1	
3	197395	TAB – LOCKING JD	2	
4	197393	PANEL – JD LEFT	1	
5	197394	PANEL – JD RIGHT	1	
6	237775	BRACKET	2	
7	237779	BAR – STRIPPER BRACKET	4	
8	152556	DRIVELINE – 21 TOOTH SPLINE, JD, AGCO AXIAL <sup>69</sup>	1	
9	302040	STAND WELDMENT	3	
A	136291	BOLT – RHSN M12 X 1.75 X 35-10.9-A3L		
B	148645	NUT – HEX FLG STVR LOC M12 X 1.75-10-A3L		
C	152439	BOLT – RHSSN M12 X 1.75 X 25-8.8-A3L		
D	184668	BOLT – RHSN TFL M12 X 1.75 X 45 X SPCL-8.8-A3L		
E	184667	BOLT – RHSN M12 X 1.75 X 30-8.8-A3L		
F	135696	BOLT – HEX HD M12 X 1.75 X 150-8.8-A3L		

---

69. For serviceable components, refer to Section *50 Driveline Components – MD #152556, page 107*.

### 35 Combine Completion – Sensors (JD)



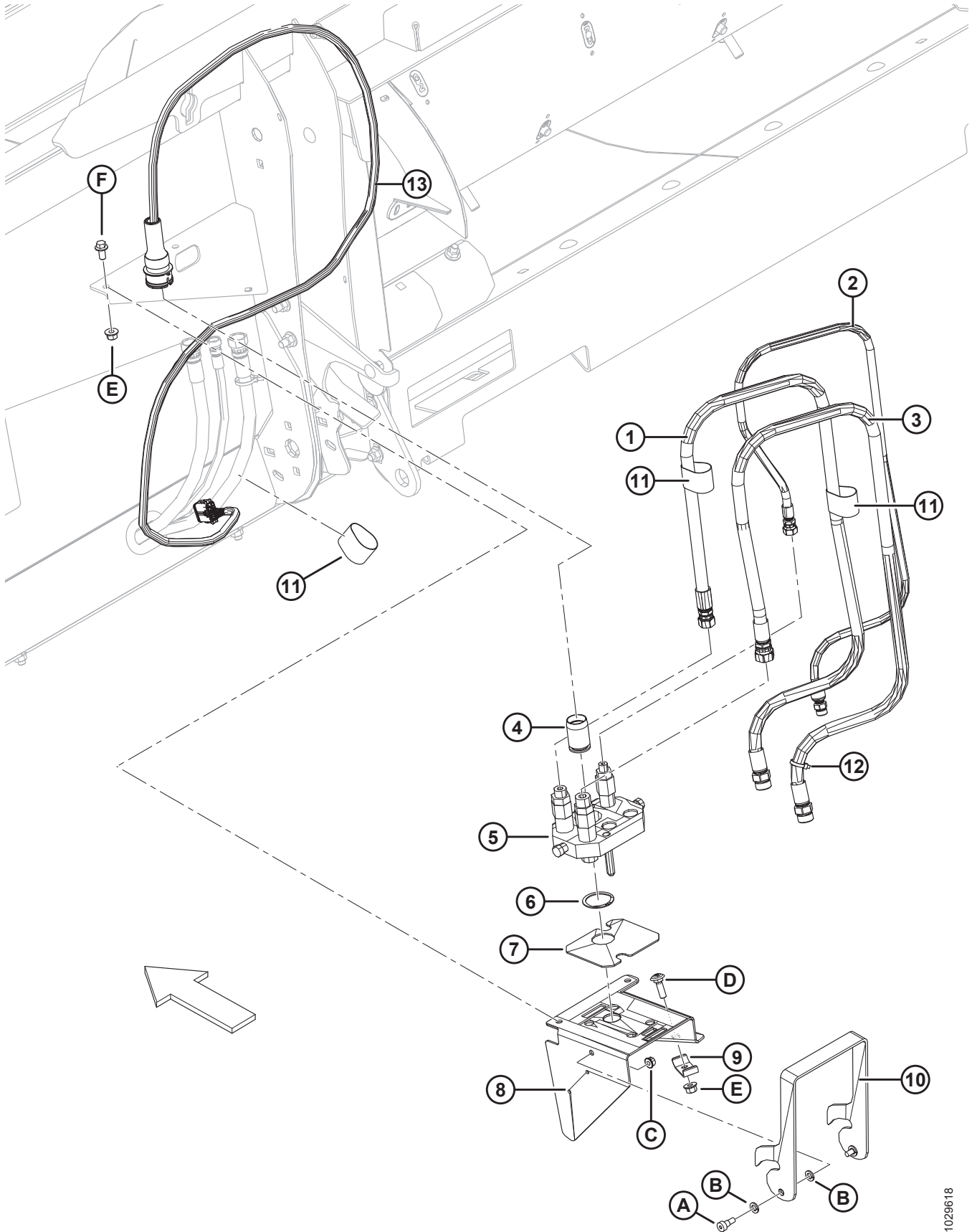
1033218

**COMBINE COMPLETION – SENSORS (JD)**

Ref	Part Number	Description	Qty	Serial Number
1	197940	SUPPORT – SENSOR MOUNT	2	
2	187193	ARM – SENSOR CONTROL	2	
3	158069	CONTROL – POTENTIOMETER	2	
4	153492	CLIP – ROD END	2	
5	152982	HARNESS – WIRING LH HEADER HEIGHT	1	
A	197229	BOLT – RHSN TFL M5 X 0.8 X 35-8.8-A2L		
B	197230	NUT – HEX NYLOC M5 X 0.8-8-A2L		
C	136178	BOLT – RHSN M10 X 1.5 X 20-8.8-A3L		
D	50101	NUT – HEX FLG STVR LOC M10 X 1.5-10-A3L		
E	18798	WASHER – FLAT SAE 7/32 ID X 7/16 IN OD AA1J		
6	197141	SUPPORT – SPEED SENSOR JD, CLAAS	1	
7	184437	SENSOR, SPEED AH116104	1	
8	152447	DISC – JD SPEED SENSOR	1	
	18963	WASHER – FLAT, 1.6 MM THICK (OPTIONAL) <sup>70</sup>	A/R	
	16652	WASHER – FLAT, 3 MM THICK (OPTIONAL) <sup>70</sup>	A/R	
9	197184	HARNESS – RH JD 60 SERIES	1	
F	7674	NUT – HEX JAM 3/4-16 UNF GR 5 ZP		
G	152670	BOLT – HEX FLG HD M10 X 1.5 X 20 X SPCL-8.8-A3L		

70. Optional; when installing the speed sensor disc there is sometimes interference between the disc and the support bearing. If this interference exists, choose only one of the listed washers (MD #18963 or MD #16652) to alleviate the interference.

# 36 Combine Completion – Hydraulic/Electric, 2015 and Prior (JD)



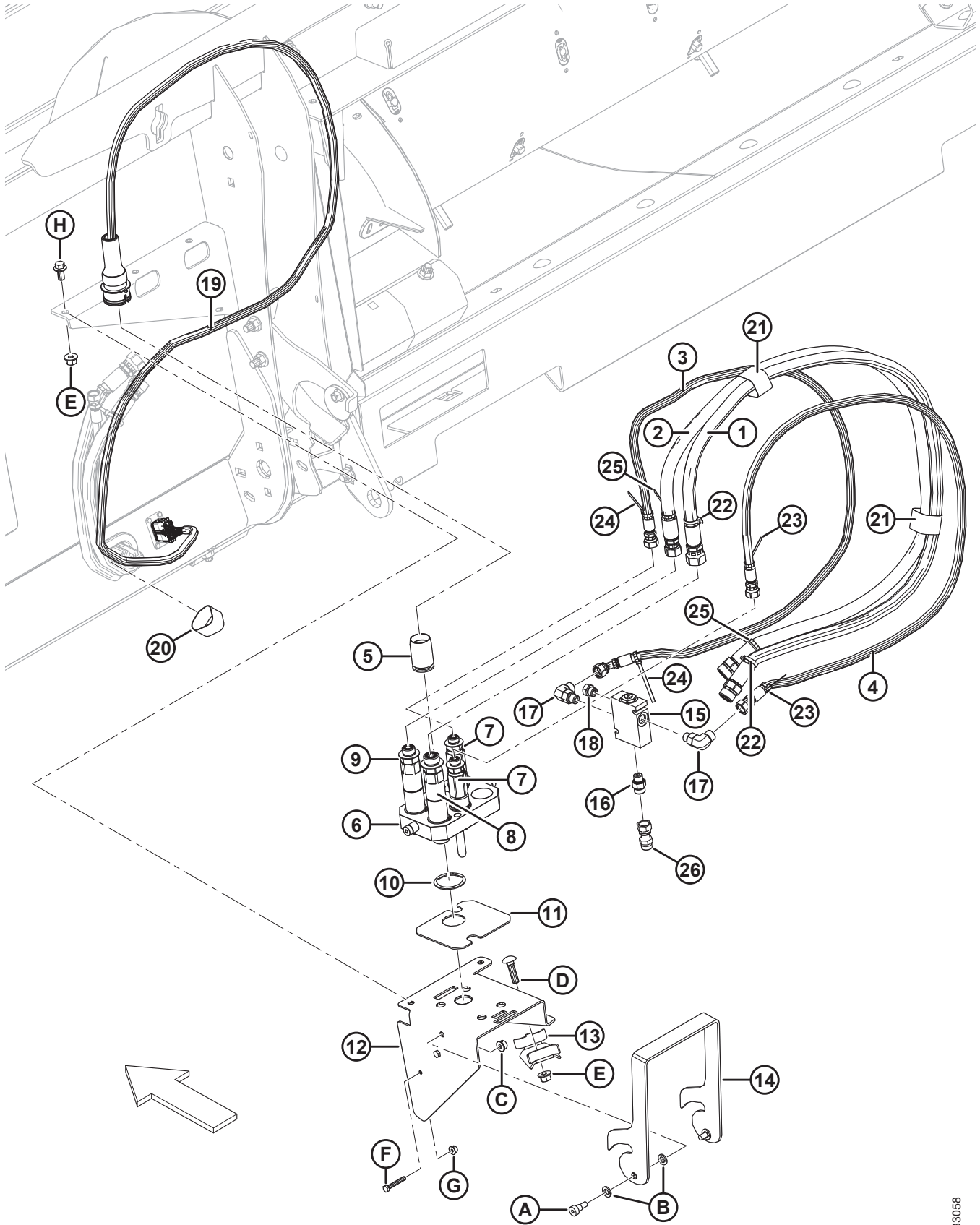
**COMBINE COMPLETION – HYDRAULIC/ELECTRIC, 2015 AND PRIOR (JD)**

**NOTE:**

For specific electrical harness parts, refer to Electrical Connector Parts Catalog (MD #169641).

Ref	Part Number	Description	Qty	Serial Number
1	237168	HOSE – HYD	1	-285419
2	237169	HOSE – HYD	1	-285419
3	237167	HOSE – HYD	1	-285419
4	129148	PLUG – RUBBER	1	-285419
5	190536	COUPLING – MULTI JD 60 SERIES, 3 COUPLER	1	-285419
	184460	COUPLER – 1/2 IN. FF MULTI	2	
	129860	SEAL KIT – 1/2 IN. 60 SERIES MULTI-COUPLER (FOR COUPLER 184460)	2	
	184461	FITTING – ADAPTER 10 MORFS X 10 MORB (DRIVE RETURN)	1	
	184463	FITTING – ADAPTER 8 MORFS X 10 MORB (DRIVE PRESSURE)	1	
	184524	BOLT – SHOULDER	2	
	191704	COUPLER – LIFT, JD 60	1	
	129859	SEAL KIT – 3/8 IN. 60 SERIES MULTI-COUPLER (FOR COUPLER 191704)	1	
	191705	FITTING – ADAPTER 6 MORFS X 8 MORB (HOLD-DOWN LIFT)	1	
6	135267	RING – INVERTED EXT RETAINING	1	-285419
7	129149	PAD – RUBBER	1	-285419
8	237783	BRACKET – COUPLER (AGCO/JD)	1	-285419
9	237394	HOLDER – HOSES	1	-285419
10	129143	LATCH – COUPLER BRKT	1	-285419
11	135443	FASTENER – CINCH STRAP 4 IN. LG	3	-285419
12	40701	FASTENER – CABLE TIE (YELLOW)	1	-285419
13	237991	HARNESS – WIRING ADAPTER JD 60 SERIES	1	-285419
A	135894	SCREW – HEX SOC HD SHLDR 10 X 10-12.9-A2L		
B	30632	WASHER – LOCK SPRING M10-200HV-A3L		
C	135337	NUT – HEX FLG CTR LOC M8 X 1.25-8-A2L		
D	135691	BOLT – RHSN TFL M10 X 1.5 X 35-8.8-A3L		
E	50101	NUT – HEX FLG STVR LOC M10 X 1.5-10-A3L		
F	152655	BOLT – HEX FLG HD M10 X 1.5 X 20-8.8-A3L		

### 37 Combine Completion – Hydraulic/Electric, 2016 and Later (JD)



1033058



**COMBINE COMPLETION – HYDRAULIC/ELECTRIC, 2016 AND LATER (JD)**

**NOTE:**

For specific electrical harness parts, refer to Electrical Connector Parts Catalog (MD #169641).

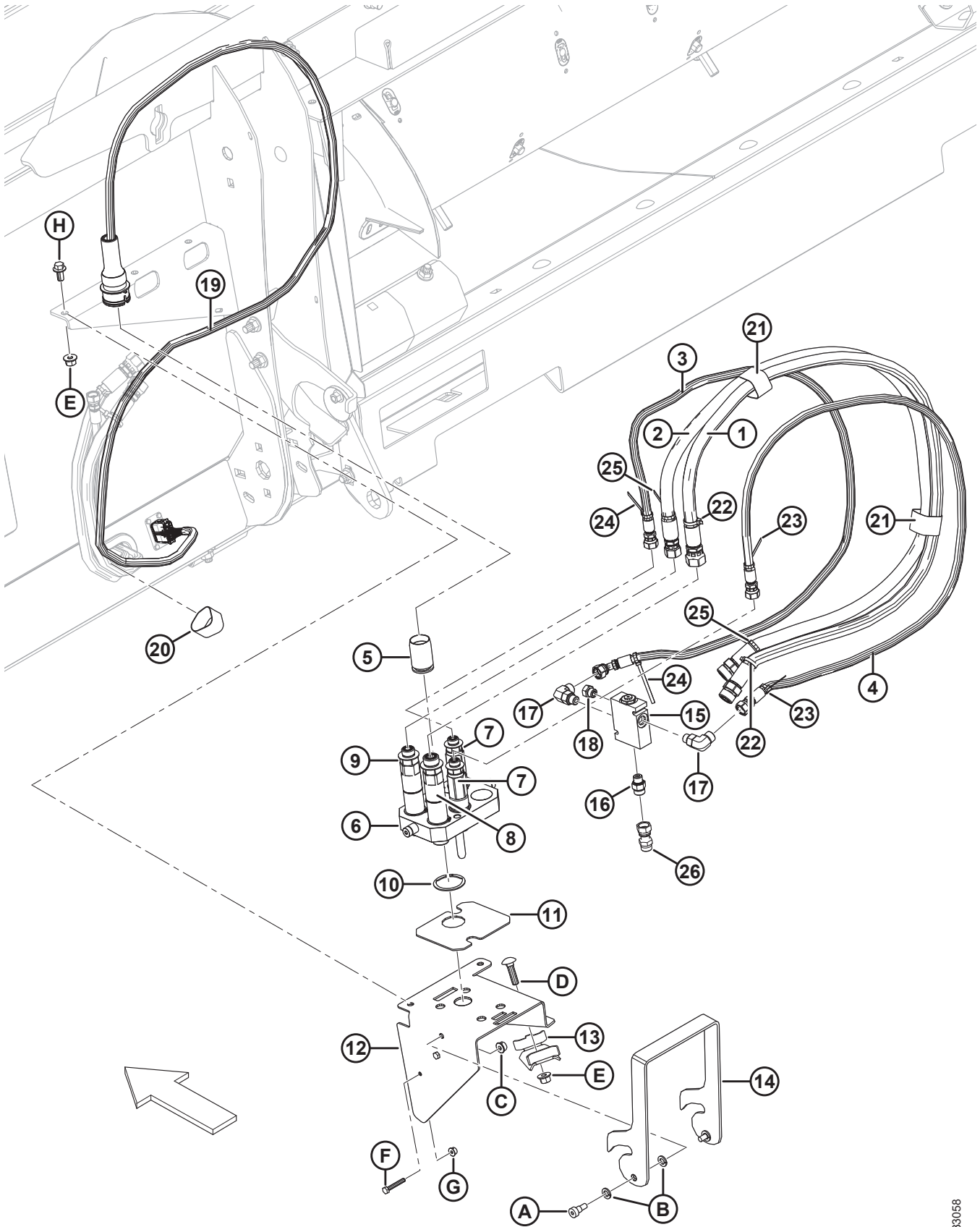
Ref	Part Number	Description	Qty	Serial Number
1	237167	HOSE – HYD	1	285420–
2	237168	HOSE – HYD	1	285420–
3	237754	HOSE – HYD	1	285420–
4	237755	HOSE – HYD	1	285420–
5	129148	PLUG – RUBBER	1	285420–
6	237723	COUPLING – MULTI 4-POSITION <sup>71</sup>	1	285420–
7	279011	KIT – COUPLER, 3/8 C/W 3/8 FTG (HOLD-DOWN RAISE, GREEN DISC / HOLD-DOWN LOWER, RED DISC) <sup>72</sup>	2	285420–
	279034	SEAL – SHAPED, 3/8 IN.		
8	279012	KIT – COUPLER, 9/16 C/W 5/8 FTG (DRIVE RETURN, YELLOW DISC) <sup>72</sup>	1	285420–
	279035	SEAL – SHAPED, 9/16 IN.		
9	279013	KIT – COUPLER, 9/16 C/W 1/2 FTG (DRIVE PRESSURE, WHITE DISC) <sup>72</sup>	1	285420–
	279035	SEAL – SHAPED, 9/16 IN.		
10	135267	RING – INVERTED EXT RETAINING	1	285420–
11	129149	PAD – RUBBER	1	285420–
12	237783	BRACKET – COUPLER (JD)	1	285420–
13	302353	HOLDER – HOSES	1	285420–
14	129143	LATCH – COUPLER BRKT	1	285420–
15	279163	MANIFOLD C/W CHECK VALVE <sup>73</sup>	1	285420–
	279227	MANIFOLD	1	
	279228	CHECK VALVE	1	
16	135778	FITTING – ADAPTER	1	285420–
17	136095	FITTING – ELBOW 90° HYD	2	285420–
18	30994	PLUG – HEX C/W O-RING	1	285420–
19	237991	HARNESS – WIRING ADAPTER JD 60 SERIES	1	285420–
20	135443	FASTENER – CINCH STRAP 4 IN. LG	1	285420–
21	135444	FASTENER – CINCH STRAP 6 IN. LG	2	285420–
22	40701	FASTENER – CABLE TIE (YELLOW)	2	285420–
23	40702	FASTENER – CABLE TIE (RED)	2	285420–
24	49227	FASTENER – CABLE TIE (GREEN)	2	285420–
25	49232	FASTENER – CABLE TIE (WHITE)	2	285420–
26	136228	FITTING – CONNECTOR HYD, 0.031 IN. ORIFICE	1	285420–
A	135894	SCREW – HEX SOC HD SHLDR 10 X 10-12.9-A2L		
B	30632	WASHER – LOCK SPRING M10-200HV-A3L		
C	135337	NUT – HEX FLG CTR LOC M8 X 1.25-8-A2L		
D	152732	BOLT – RHSN M10 X 1.5 X 40-8.8-A3L		
E	50101	NUT – HEX FLG STVR LOC M10 X 1.5-10-A3L		

71. Includes two 3/8 in. coupler kits (MD #279011) and 9/16 in. coupler kits (MD #279012, 279013).

72. Kit includes adapter fitting, snap ring, colored ID discs, and plastic cap.

73. Includes manifold (MD #279227) and check valve (MD #279228).

COMBINE COMPLETION – HYDRAULIC/ELECTRIC, 2016 AND LATER (JD)

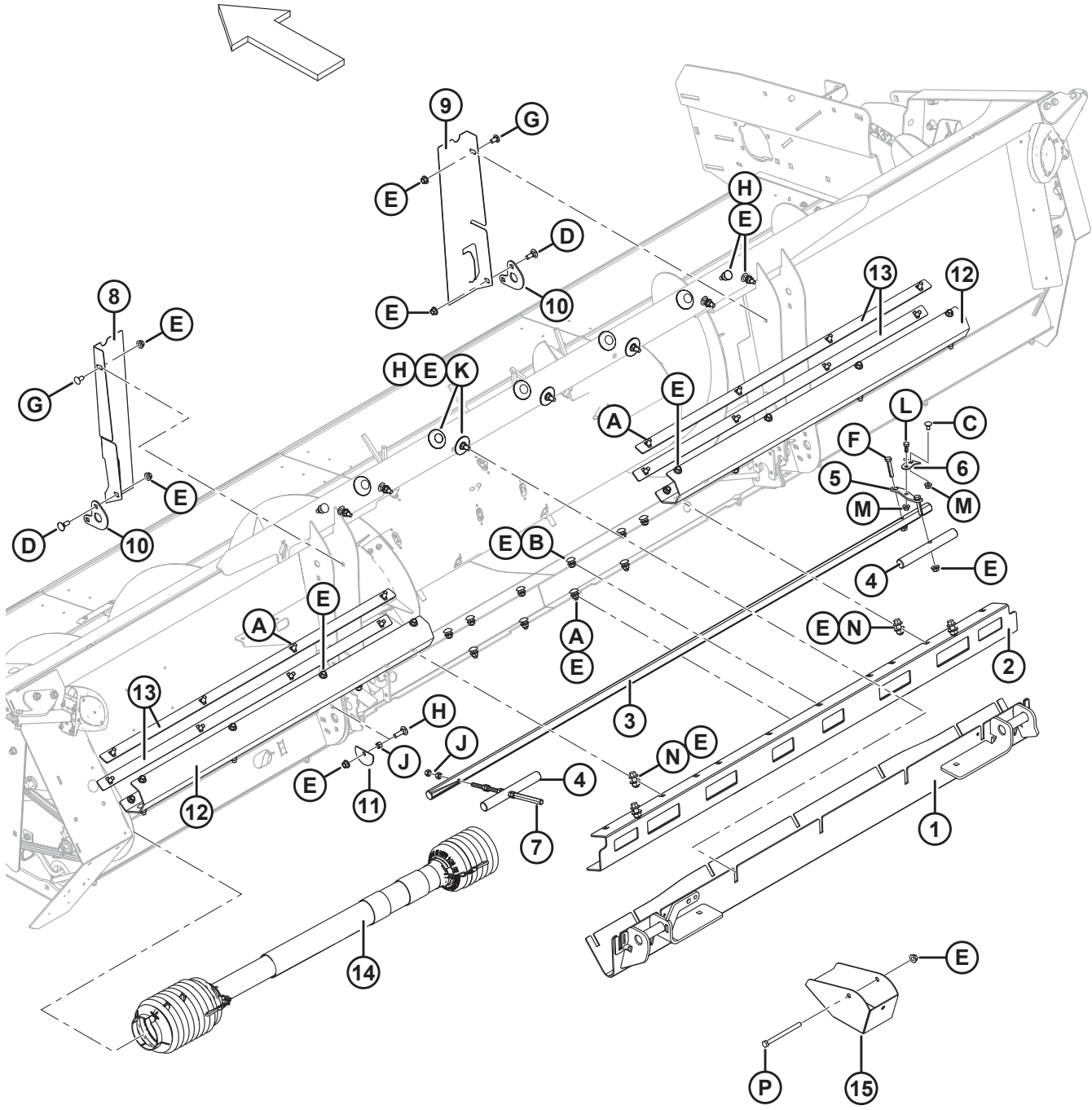


1033058

COMBINE COMPLETION – HYDRAULIC/ELECTRIC, 2016 AND LATER (JD)

Ref	Part Number	Description	Qty	Serial Number
F	135671	BOLT – HEX HD TFL M6 X 1 X 40-8.8-A2L		
G	152668	NUT – HEX FLG CTR LOC M6 X 1-8-A2L		
H	152655	BOLT – HEX FLG HD M10 X 1.5 X 20-8.8-A3L		

# 38 Combine Completion – Connection (Versatile)

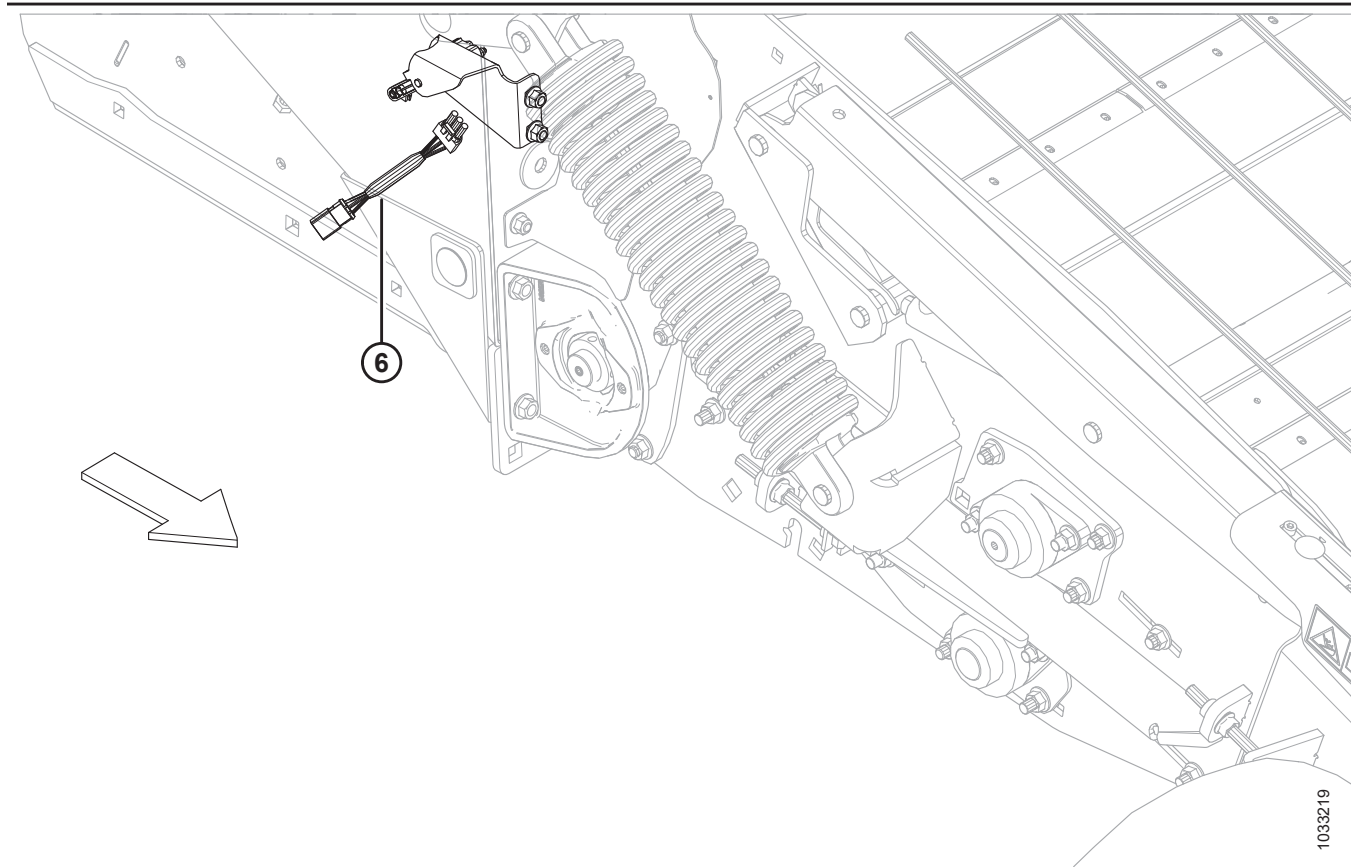
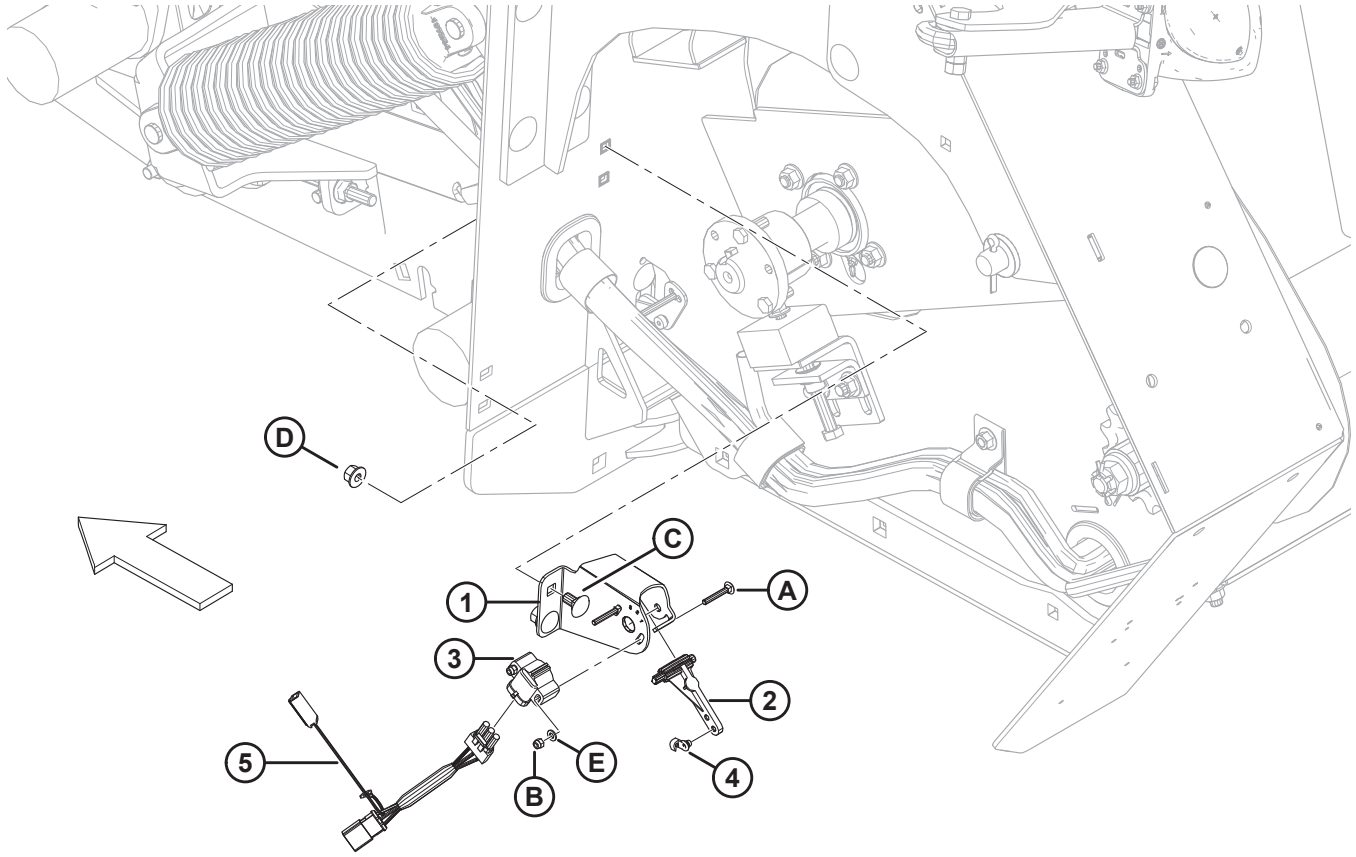


**COMBINE COMPLETION – CONNECTION (VERSATILE)**

<b>Ref</b>	<b>Part Number</b>	<b>Description</b>	<b>Qty</b>	<b>Serial Number</b>
1	302378	SUPPORT – TOP WELDMENT	1	
2	152174	SUPPORT – BOTTOM	1	
3	152187	PIN	1	
4	152907	PIN	2	
5	152188	LEVER	1	
6	152350	PLATE – PIVOT	1	
7	237195	HANDLE – PIN LINKAGE	1	
8	152159	PANEL – LEFT	1	
9	152315	PANEL – RIGHT	1	
10	152170	PLATE – PIN	2	
11	152191	PLATE – STOP	1	
12	237775	BRACKET	2	
13	237779	BAR – STRIPPER BRACKET	4	
14	152558	DRIVELINE – 6 TOOTH SPLINE (WALTERSCHEID) <sup>74</sup>	1	
15	302040	STAND WELDMENT	3	
A	184667	BOLT – RHSN M12 X 1.75 X 30-8.8-A3L		
B	135903	BOLT – RHSN M12 X 1.75 X 25-8.8-A3L		
C	136178	BOLT – RHSN M10 X 1.5 X 20-8.8-A3L		
D	136291	BOLT – RHSN TFL M12 X 1.75 X 35-8.8-A3L		
E	148645	NUT – HEX FLG STVR LOC M12 X 1.75-10-A3L		
F	152274	BOLT – HEX HD M12 X 1.75 X 60-8.8-A3L		
G	152439	BOLT – RHSSN M12 X 1.75 X 25-8.8-A3L		
H	184668	BOLT – RHSN TFL M12 X 1.75 X 45 X SPCL-8.8-A3L		
J	184694	NUT – HEX M12 X 1.75-8-A3L		
K	237190	WASHER – 12.1 I.D., 65 O.D.		
L	30627	BOLT – HEX HD TFL M10 X 1.5 X 25-8.8-A3L		
M	50101	NUT – HEX FLG STVR LOC M10 X 1.5-10-A3L		
N	148798	BOLT – HEX FLG HD M12 X 1.75 X 30-10.9-A3L		
P	135696	BOLT – HEX HD M12 X 1.75 X 150-8.8-A3L		

74. For serviceable components, refer to Section *51 Driveline Components – MD #152558, page 109*.

### 39 Combine Completion – Sensors (Versatile)

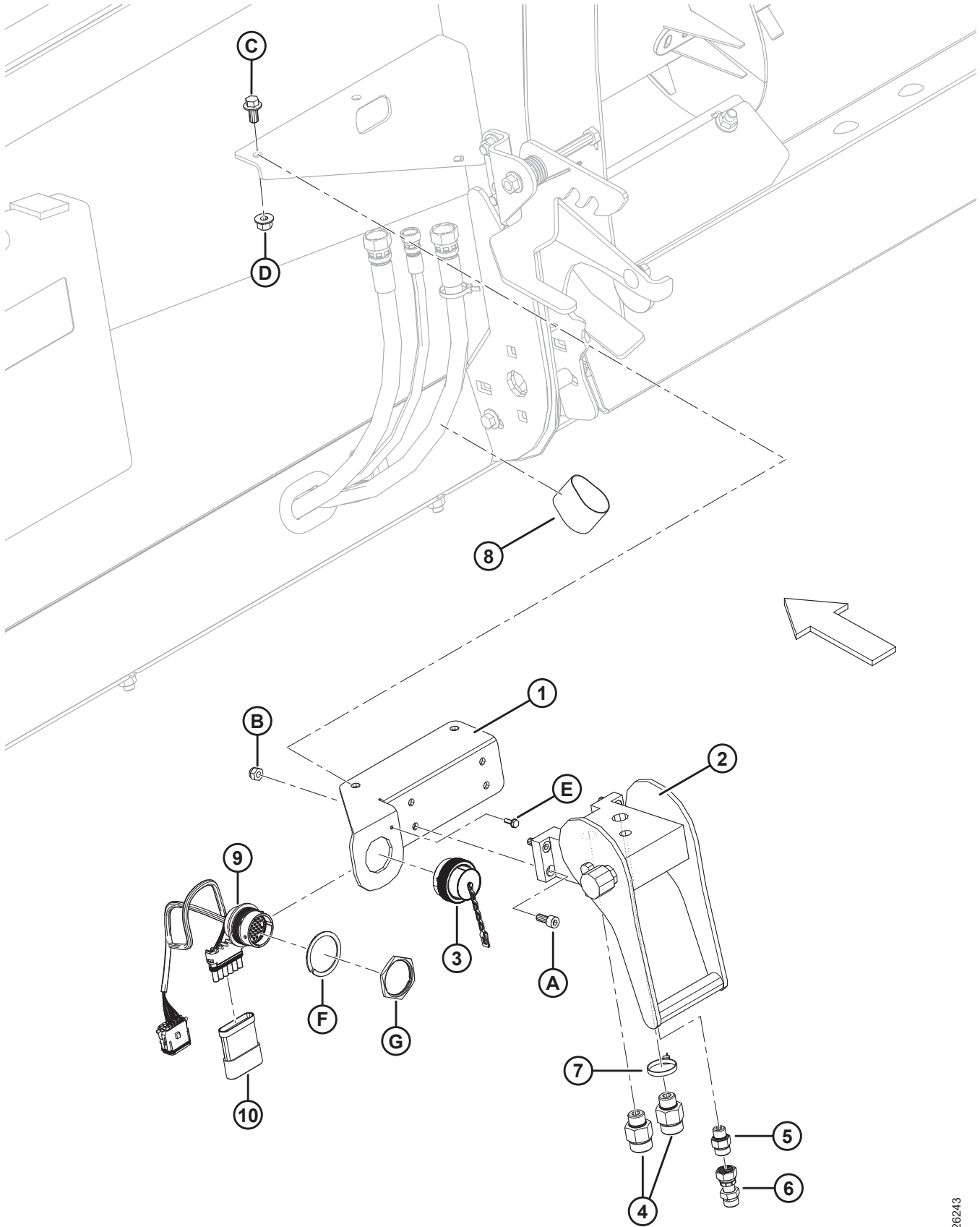


1033219

**COMBINE COMPLETION – SENSORS (VERSATILE)**

<b>Ref</b>	<b>Part Number</b>	<b>Description</b>	<b>Qty</b>	<b>Serial Number</b>
1	197940	SUPPORT – SENSOR MOUNT	2	
2	187193	ARM – SENSOR CONTROL	2	
3	158069	CONTROL – POTENTIOMETER	2	
4	153492	CLIP – ROD END	2	
5	152982	HARNESS – WIRING LH HEADER HEIGHT	1	
6	152553	HARNESS – WIRE RH	1	
A	197229	BOLT – RHSN TFL M5 X 0.8 X 35-8.8-A2L		
B	197230	NUT – HEX NYLOC M5 X 0.8-8-A2L		
C	136178	BOLT – RHSN M10 X 1.5 X 20-8.8-A3L		
D	50101	NUT – HEX FLG STVR LOC M10 X 1.5-10-A3L		
E	18798	WASHER – FLAT SAE 7/32 ID X 7/16 IN OD AA1J		

# 40 Combine Completion – Hydraulic/Electric (Versatile)





**COMBINE COMPLETION – HYDRAULIC/ELECTRIC (VERSATILE)**

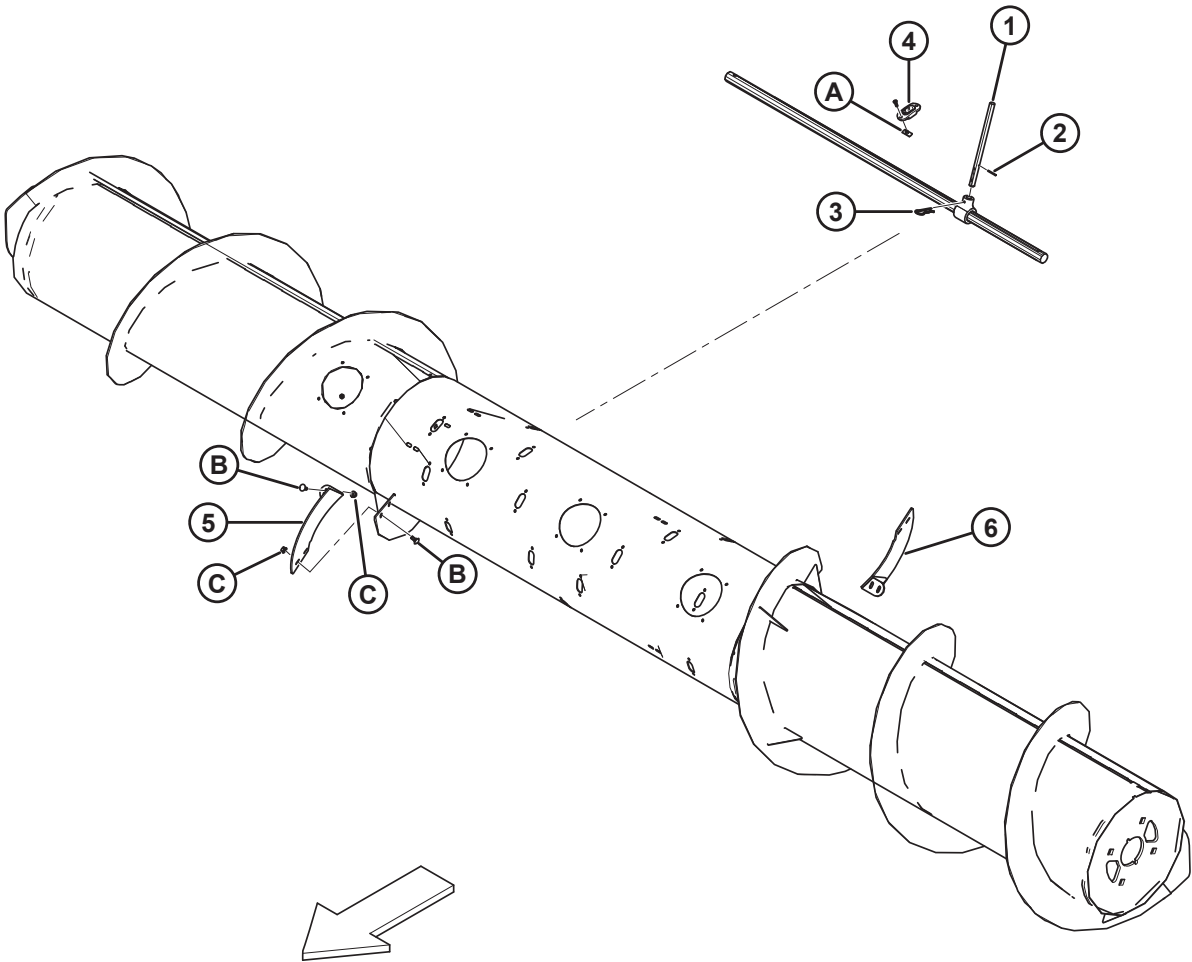
**NOTE:**

For specific electrical harness parts, refer to Electrical Connector Parts Catalog (MD #169641).

Ref	Part Number	Description	Qty	Serial Number
1	302057	SUPPORT – HYD COUPLER MACHINING AND FORMING <sup>75</sup>	1	
	301693	KIT – CNH ELECTRICAL COVER <sup>76</sup>	A/R	
2	184456	COUPLING – QUICK RELEASE, CNH	1	
3	134053	CAP – PLUG, HD30, SIZE 24 <sup>77</sup>	1	
	301693	KIT – CNH ELECTRICAL COVER <sup>76</sup>	A/R	
4	135781	FITTING – ADAPTER	2	
5	135778	FITTING – ADAPTER	1	
6	136530	FITTING – CONNECTOR HYD, 0.020 IN. ORIFICE	1	
7	40701	FASTENER – CABLE TIE (YELLOW)	1	
8	135443	FASTENER – CINCH STRAP 4 IN. LG	1	
9	197178	HARNESS – WIRING ADAPTER	1	
10	153933	RESISTOR – HEADER RECOGNITION	1	
A	184651	SCREW – HEX SOC HD M8 X 1.25 X 20-12.9-A2L		
B	184688	NUT – HEX NYLOC M8 X 1.25-8-A2L		
C	152655	BOLT – HEX FLG HD M10 X 1.5 X 20-8.8-A3L		
D	50101	NUT – HEX FLG STVR LOC M10 X 1.5-10-A3L		
E	21947	SCREW – SELF TAPPING HEX WASH HD #10 X 5/8 ZP		
F	134011	WASHER – LOCK SPRING, DEUTSCH HD, SIZE 24		
G	134010	NUT – PANEL, HD30, SIZE 24		

75. Was previously support MD #237640, which has been superseded by support MD #302057. To service units with previous support MD #237640, order CNH Electrical Cover kit (MD #301693).
76. Used to service previous support (MD #237640) and electrical cover (MD #133277). Kit includes supports (MD #302057, 294455, and 294454), cap (MD #134053), self-tapping screw (MD #21947), lock spring washer (MD #134011), and panel nut (MD #134010).
77. Was previously electrical cover (MD #133277), which has been superseded by CNH Electrical Cover kit (MD #301693).

# 41 Gleaner to Axial (Challenger® or Massey Ferguson®) Conversion – Auger Internal Assembly



**GLEANER TO AXIAL (CHALLENGER® OR MASSEY FERGUSON®) CONVERSION – AUGER INTERNAL ASSEMBLY**

**NOTE:**

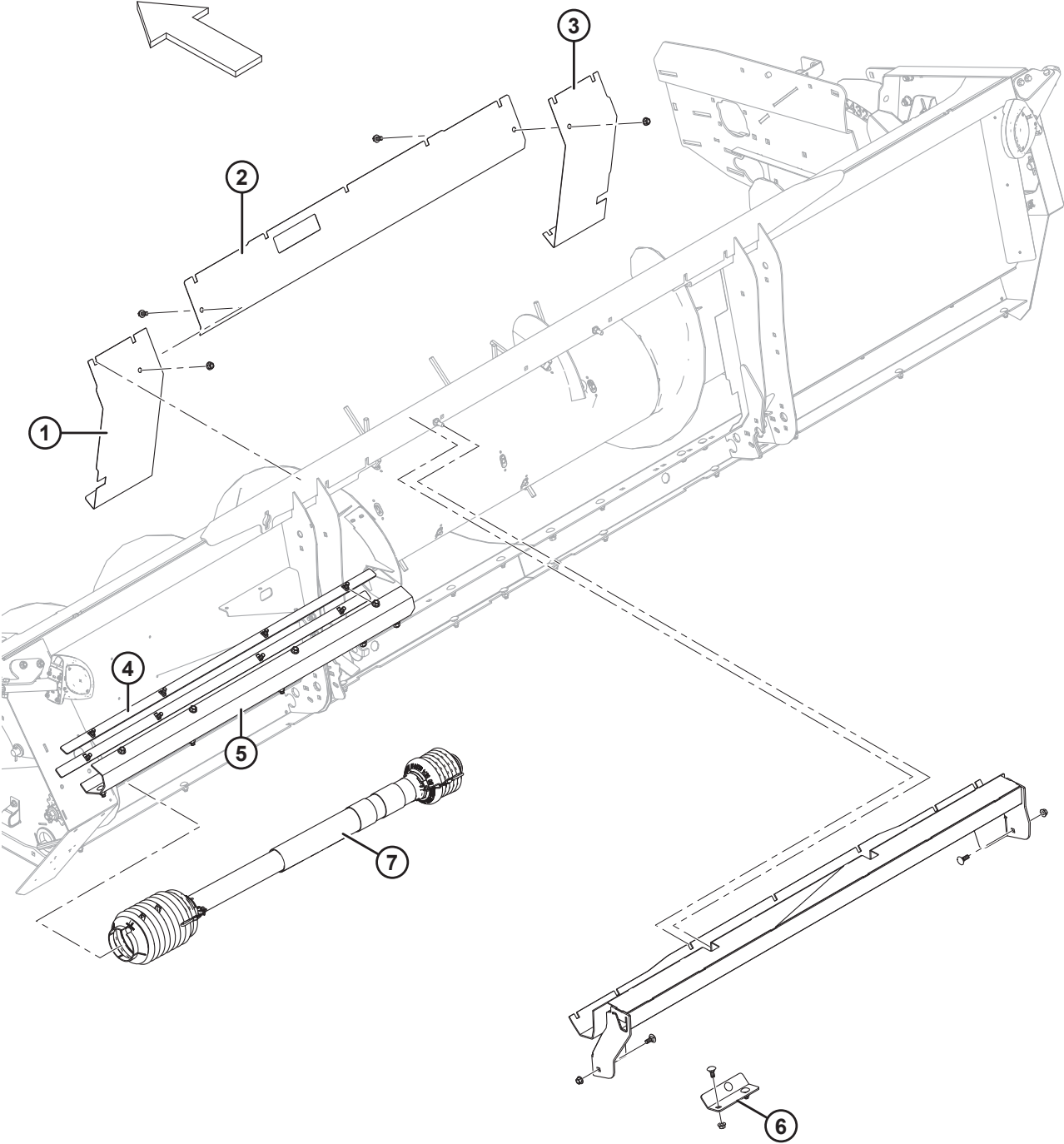
This section includes the auger internal assembly components only. Refer to Section *42 Gleaner to Axial (Challenger® or Massey Ferguson®) Conversion – Connection, page 91*, and *43 Gleaner to Axial (Challenger® or Massey Ferguson®) Conversion – Speed Sensor, page 93*, for additional components.

Ref	Part Number	Description	Qty	Serial Number
	B6618	KIT – AGCO GLEANER TO AGCO AXIAL CONVERSION PACKAGE <sup>78</sup>		
1	182007	FINGER ASSY – AUGER (C/W SPRING PIN) <sup>79</sup>	5	
2	184741	PIN – SPRING	5	
3	123180	PIN – HAIR	5	
4	337143	GUIDE	5	396190–
	187081	GUIDE	5	–369189
5	190699	FLIGHTING EXT. – RH BLACK (44 IN. FEEDER HOUSE ONLY)	1	
	190695	FLIGHTING EXT. – RH SHORT BLACK	1	
6	190700	FLIGHTING EXT. – LH BLACK (44 IN. FEEDER HOUSE ONLY)	1	
	190697	FLIGHTING EXT. – LH SHORT BLACK	1	
A	197263	NUT – TEE M6 X 1		
B	197171	BOLT – RHSN M8 X 1.25 X 20-8.8-A2L		
C	135337	NUT – HEX FLG CTR LOC M8 X 1.25-8-A2L		

78. Kit available through Whole Goods only.

79. Auger finger assembly (MD #182007) includes spring pin (MD #184741).

# 42 Gleaner to Axial (Challenger® or Massey Ferguson®) Conversion – Connection



**GLEANER TO AXIAL (CHALLENGER® OR MASSEY FERGUSON®) CONVERSION – CONNECTION**

**NOTE:**

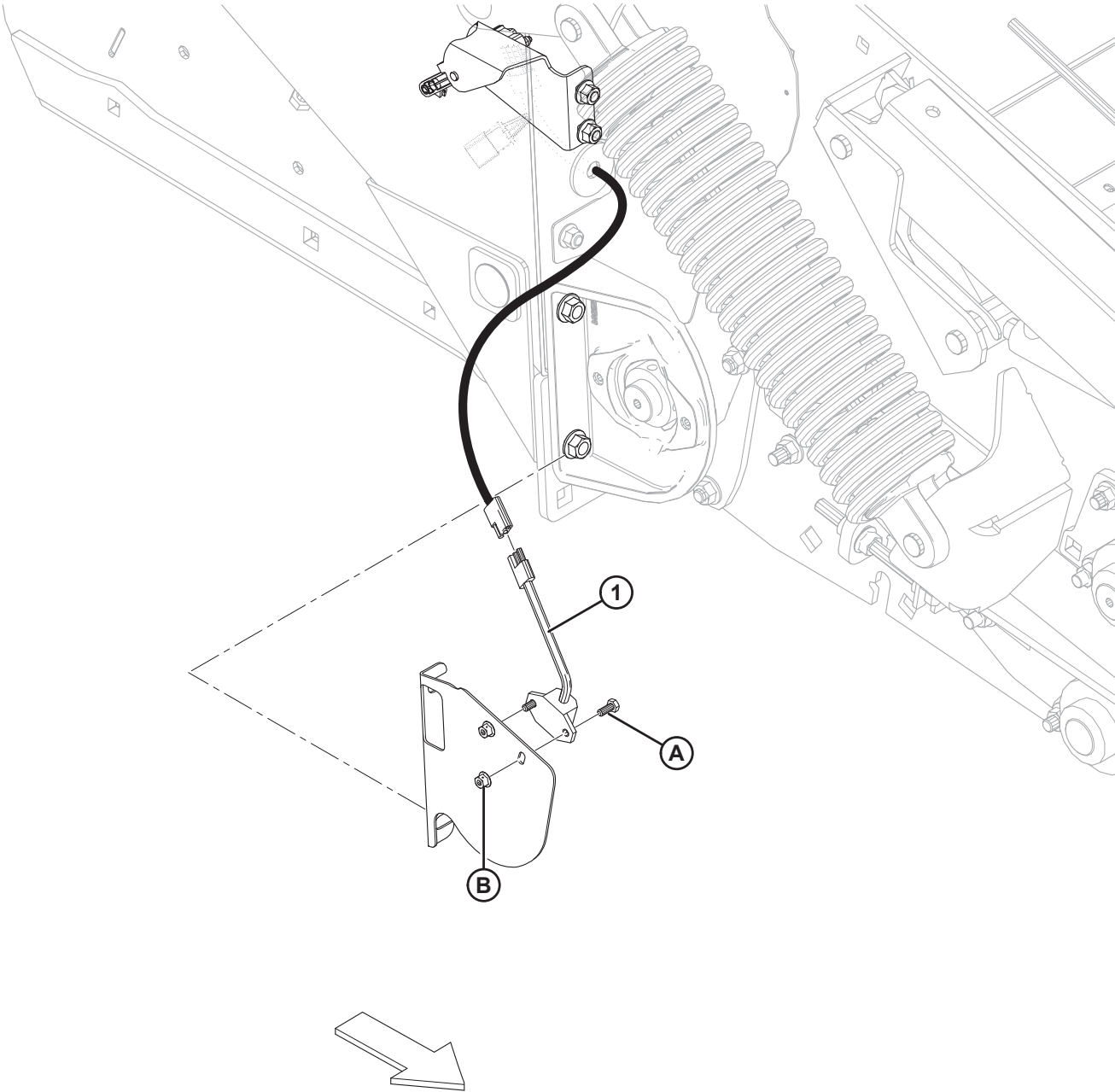
This section includes the connection components only. Refer to Section *41 Gleaner to Axial (Challenger® or Massey Ferguson®) Conversion – Auger Internal Assembly, page 89*, and *43 Gleaner to Axial (Challenger® or Massey Ferguson®) Conversion – Speed Sensor, page 93*, for additional components.

Ref	Part Number	Description	Qty	Serial Number
	B6618	KIT – AGCO GLEANER TO AGCO AXIAL CONVERSION PACKAGE <sup>80</sup>		
1	237451	PANEL – AGCO NARROW LEFT SIDE	1	
	237453	PANEL – AGCO WIDE LEFT SIDE	1	
2	237456	PANEL – AGCO CENTER	1	
3	237452	PANEL – AGCO NARROW RIGHT SIDE	1	
	237454	PANEL – AGCO WIDE RIGHT SIDE	1	
4	237776	BAR – STRIPPER BRACKET AGCO	2	
5	237760	BRACKET	1	
6	197388	COVER	1	
7	152556	DRIVELINE – 21 TOOTH SPLINE, JD, AGCO AXIAL <sup>81</sup>	1	

80. Available through Whole Goods only.

81. For serviceable components, refer to Section *50 Driveline Components – MD #152556, page 107*.

# 43 Gleaner to Axial (Challenger® or Massey Ferguson®) Conversion – Speed Sensor



**GLEANER TO AXIAL (CHALLENGER® OR MASSEY FERGUSON®) CONVERSION – SPEED SENSOR**

**NOTE:**

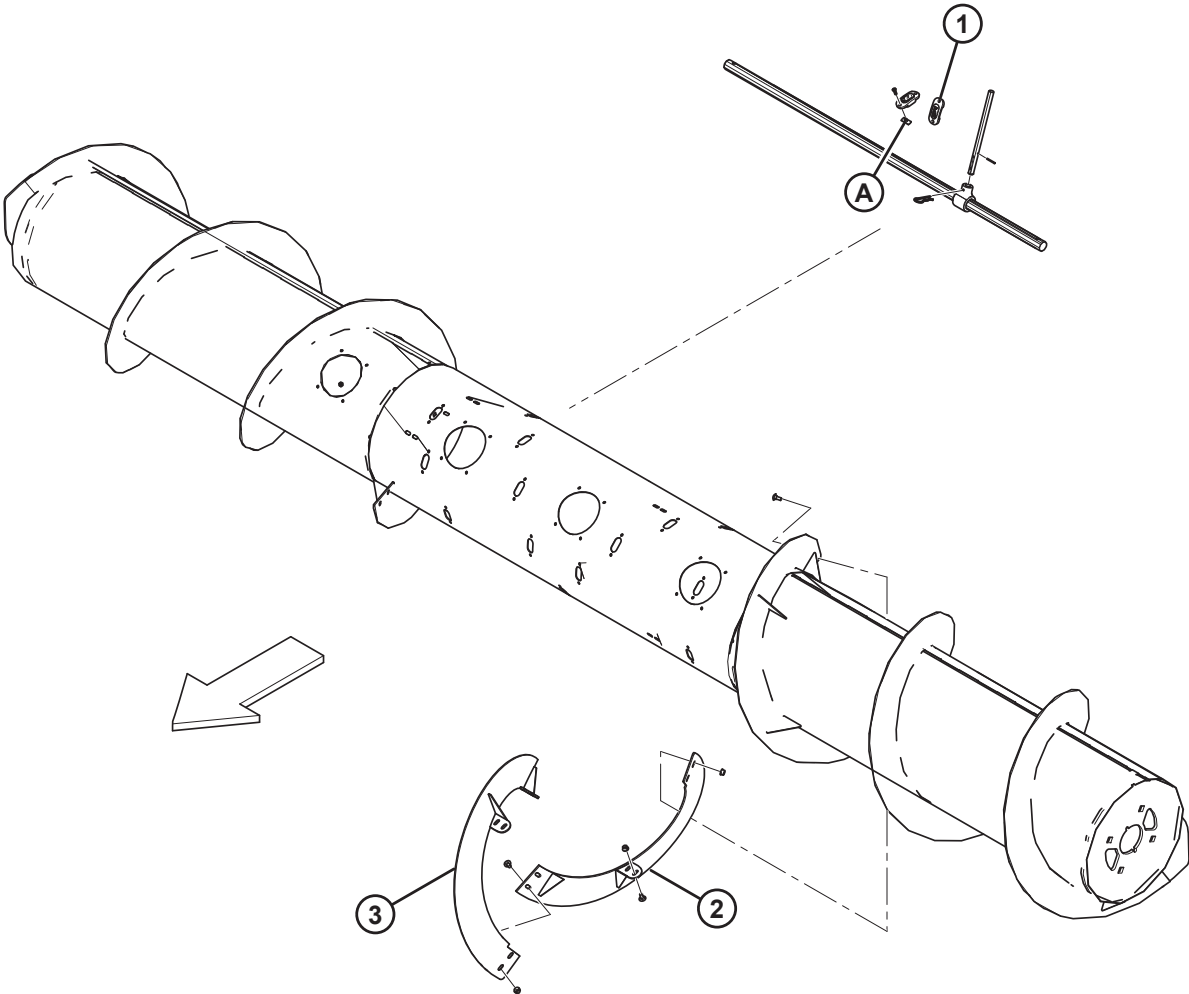
This section includes the speed sensor components only. Refer to Section *41 Gleaner to Axial (Challenger® or Massey Ferguson®) Conversion – Auger Internal Assembly, page 89*, and *42 Gleaner to Axial (Challenger® or Massey Ferguson®) Conversion – Connection, page 91*, for additional components.

<b>Ref</b>	<b>Part Number</b>	<b>Description</b>	<b>Qty</b>	<b>Serial Number</b>
	B6618	KIT – AGCO GLEANER TO AGCO AXIAL CONVERSION PACKAGE <sup>82</sup>		
1	152736	SPEED SENSOR, AGCO	1	
A	184642	BOLT – HEX HD TFL M6 X 1 X 16-8.8-A2L		
B	152668	NUT – HEX FLG CTR LOC M6 X 1-8-A2L		

---

82. Kit available through Whole Goods only.

# 44 Axial (Challenger® or Massey Ferguson®) to Gleaner® Conversion – Auger Internal Assembly





**AXIAL (CHALLENGER® OR MASSEY FERGUSON®) TO GLEANER® CONVERSION – AUGER INTERNAL ASSEMBLY**

**NOTE:**

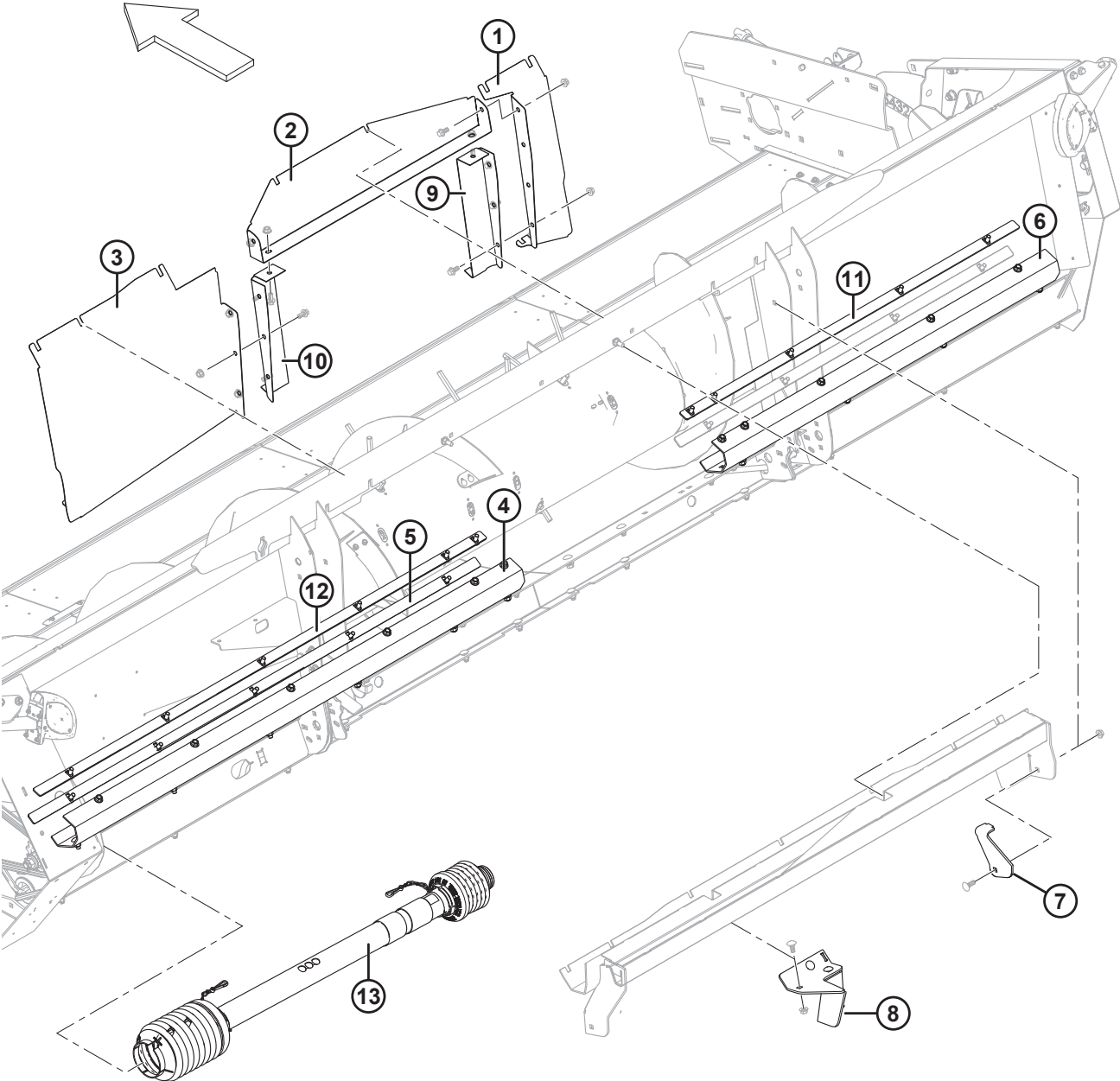
This section includes the auger internal assembly components only. Refer to Section *45 Axial (Challenger® or Massey Ferguson®) to Gleaner® Conversion – Connection, page 97*, and *46 Axial (Challenger® or Massey Ferguson®) to Gleaner® Conversion – Speed Sensor, page 99*, for additional components.

<b>Ref</b>	<b>Part Number</b>	<b>Description</b>	<b>Qty</b>	<b>Serial Number</b>
	B6619	KIT – AGCO AXIAL TO AGCO GLEANER CONVERSION PACKAGE <sup>83</sup>		
1	187137	PLUG	5	
2	152893	FLIGHTING EXT. – RH INTERM BLACK, GLEANER ONLY	1	
3	237751	FLIGHTING EXT – LH BLACK, GLEANER ONLY	1	
A	197263	NUT – TEE M6 X 1		

---

83. Kit available through Whole Goods only.

# 45 Axial (Challenger® or Massey Ferguson®) to Gleaner® Conversion – Connection



**AXIAL (CHALLENGER® OR MASSEY FERGUSON®) TO GLEANER® CONVERSION – CONNECTION**

**NOTE:**

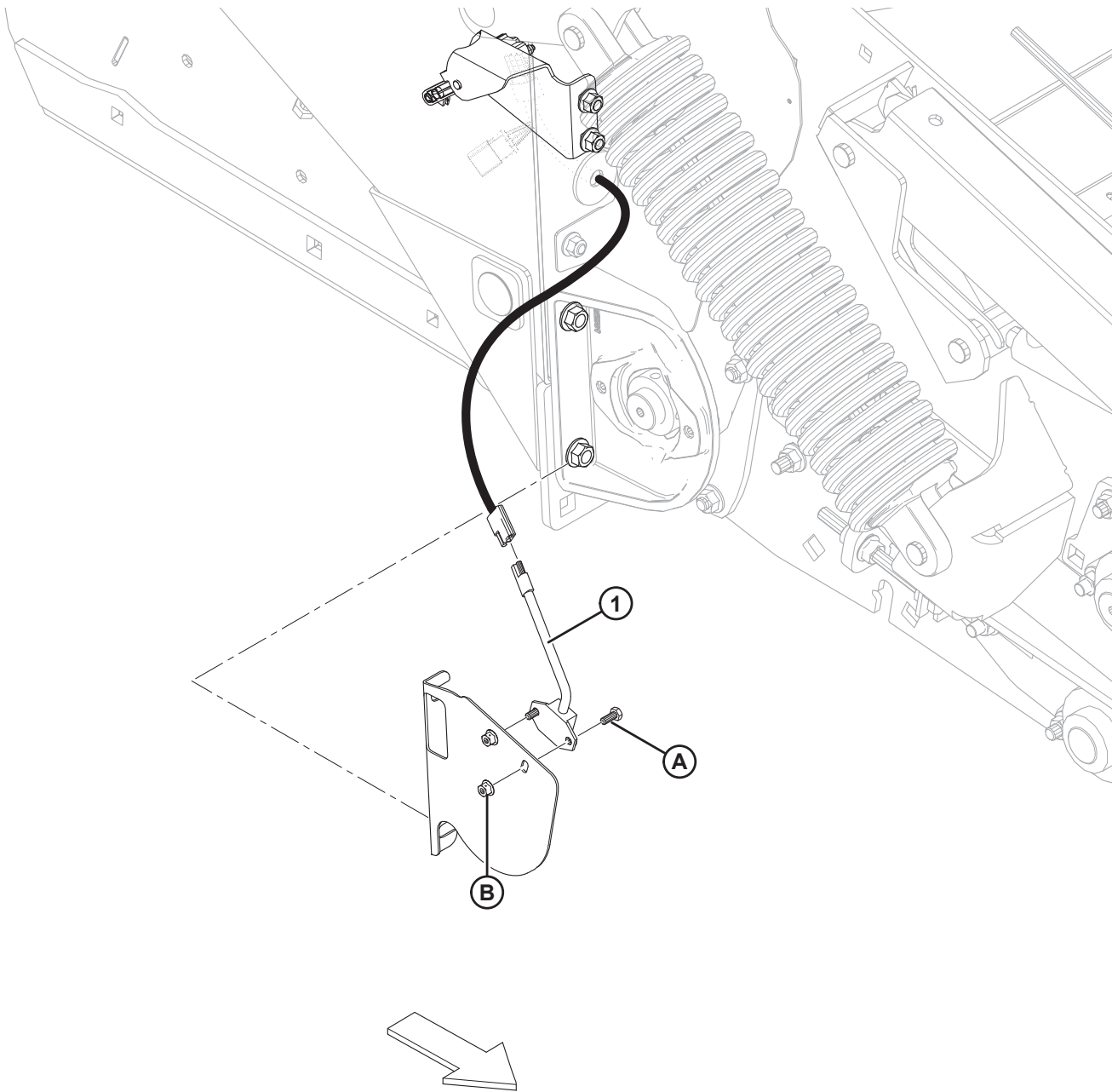
This section includes the connection components only. Refer to Section *44 Axial (Challenger® or Massey Ferguson®) to Gleaner® Conversion – Auger Internal Assembly, page 95*, and *46 Axial (Challenger® or Massey Ferguson®) to Gleaner® Conversion – Speed Sensor, page 99*, for additional components.

Ref	Part Number	Description	Qty	Serial Number
	B6619	KIT – AGCO AXIAL TO AGCO GLEANER CONVERSION PACKAGE <sup>84</sup>		
1	237957	PANEL – GLEANER RIGHT	1	
2	237959	SHIELD – GLEANER R-SERIES	1	
3	237958	PANEL – GLEANER LEFT	1	
4	302082	BRACKET – LH	1	
5	237777	BAR – STRIPPER GLEANER LH	2	
6	302081	BRACKET – RH	1	
7	197375	BUMPER	1	
8	197376	BUMPER – LH WELDMENT	1	
9	237955	PANEL – GLEANER EXTENSION RH	1	
10	237956	PANEL – GLEANER EXTENSION LH	1	
11	302083	BAR – STRIPPER GLEANER RH	1	
12	302084	BAR – STRIPPER GLEANER LH	1	
13	302068	DRIVELINE – 21 TOOTH SPLINE, AGCO TRANSVERSE <sup>85</sup>	1	

84. Kit includes three square neck carriage head bolts (MD #184667), eleven hex flange head bolts (MD #136399), and eight hex flange nuts (MD #148645). Kit available through Whole Goods only.

85. For serviceable components, refer to Section *53 Driveline Components – MD #302068, page 113*.

# 46 Axial (Challenger® or Massey Ferguson®) to Gleaner® Conversion – Speed Sensor



**AXIAL (CHALLENGER® OR MASSEY FERGUSON®) TO GLEANER® CONVERSION – SPEED SENSOR**

**NOTE:**

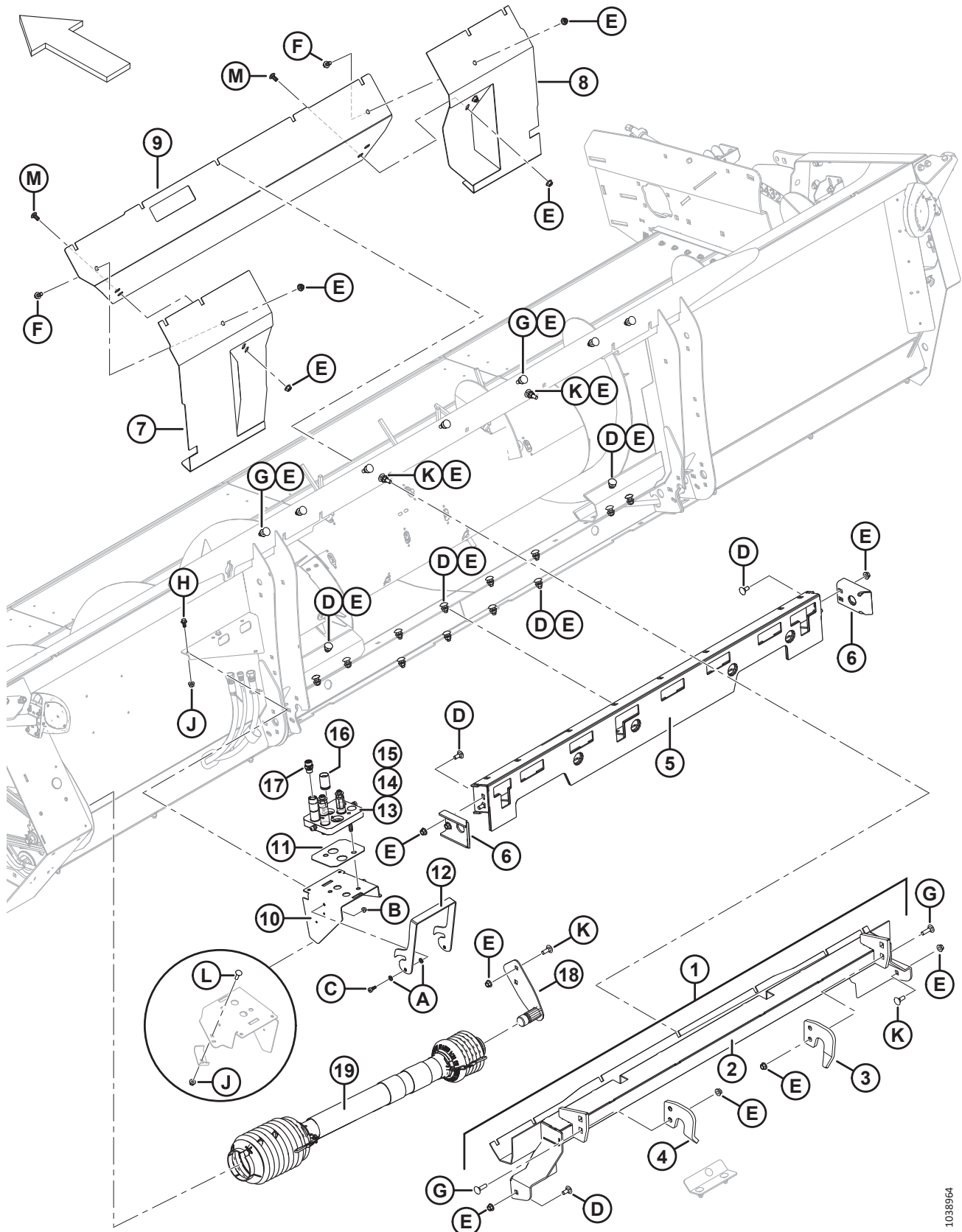
This section includes the speed sensor components only. Refer to Section *44 Axial (Challenger® or Massey Ferguson®) to Gleaner® Conversion – Auger Internal Assembly, page 95*, and *45 Axial (Challenger® or Massey Ferguson®) to Gleaner® Conversion – Connection, page 97*, for additional components.

<b>Ref</b>	<b>Part Number</b>	<b>Description</b>	<b>Qty</b>	<b>Serial Number</b>
	B6619	KIT – ACGO AXIAL TO AGCO GLEANER CONVERSION PACKAGE <sup>86</sup>		
1	184440	SPEED SENSOR, GLEANER (2-WIRE)	1	
A	184642	BOLT – HEX HD TFL M6 X 1 X 16-8.8-A2L		
B	152668	NUT – HEX FLG CTR LOC M6 X 1-8-A2L		

---

86. Kit available through Whole Goods only.

# 47 Axial (Challenger® or Massey Ferguson®) to IDEAL™ Conversion – Connection



1038964

**AXIAL (CHALLENGER® OR MASSEY FERGUSON®) TO IDEAL™ CONVERSION – CONNECTION**

Ref	Part Number	Description	Qty	Serial Number
	B6597	KIT – AGCO AXIAL TO AGCO IDEAL CONVERSION PACKAGE <sup>87</sup>		
1	302245	KIT – IDEAL TOP WELDMENT <sup>88</sup>	A/R	
2	302230	TOP BEAM WELDMENT – IDEAL	1	
3	302231	PLATE – LH HOOK	1	
4	302232	PLATE – RH HOOK	1	
5	302008	BOTTOM BEAM WELDMENT – IDEAL	1	
6	302007	GUIDE WELDMENT	2	
7	302403	PANEL – LH WELDMENT	1	
8	302406	PANEL – RH WELDMENT	1	
9	302470	PANEL – TOP	1	
10	302028	BRACKET – IDEAL	1	
11	302030	PAD – RUBBER	1	
12	302029	LATCH – OPUS MULTICOUPLER	1	
13	302037	COUPLING – MULTI, AGCO 3-POS <sup>89</sup>	1	
	294394	KIT – COUPLER PLATE ASSY, AGCO		
14	279011	KIT – COUPLER, 3/8 C/W 3/8 FITTING (HOLD-DOWN, BLACK DISC) <sup>90</sup>	1	
	279034	SEAL – SHAPED, 3/8 IN.		
15	279012	KIT – COUPLER, 9/16 C/W 5/8 FITTING (DRIVE PRESSURE, WHITE DISC / DRIVE RETURN, NO DISC) <sup>90</sup>	2	
	279035	SEAL – SHAPED, 9/16 IN.		
16	129148	PLUG – RUBBER	1	
17	252831	VALVE – CHECK, INLINE	1	
	44210	O-RING – #10 ORB		
	135867	O-RING – #10 ORFS		
18	302299	WELDMENT – PTO SUPPORT	1	
19	302094	DRIVELINE – 20T SPLINE, IDEAL <sup>91</sup>	1	
A	30632	WASHER – LOCK SPRING M10		
B	135337	NUT – HEX FLG CTR LOC M8 X 1.25-8-A2L		
C	135894	SCREW – HEX SOC HD SHLDR M10		
D	184667	BOLT – RHSN M12 X 1.75 X 30-8.8-AA1J		
E	148645	NUT – HEX FLG STVR LOC M12 X 1.75-10-A3L		
F	136399	BOLT – HEX FLG HD TFL M12 X 1.75 X 25-8.8-A3L		
G	184668	BOLT – RHSN TFL M12 X 1.75 X 45-SPCL-8.8-AA1J		
H	152655	BOLT – HEX FLG HD M10 X 1.5 X 20-8.8-A3L		
J	50101	NUT – HEX FLG STVR LOC M10 X 1.5-10-A3L		
K	136291	BOLT – RHSN TFL M12 X 1.75 X 35-8.8-A3L		
L	135691	BOLT – RHSN TFL M10 X 1.5 X 35-8.8-AA1J		
M	152439	BOLT – RHSSN M12 X 1.75 X 25-8.8-AA1J		

87. The kits are available through Whole Goods only.

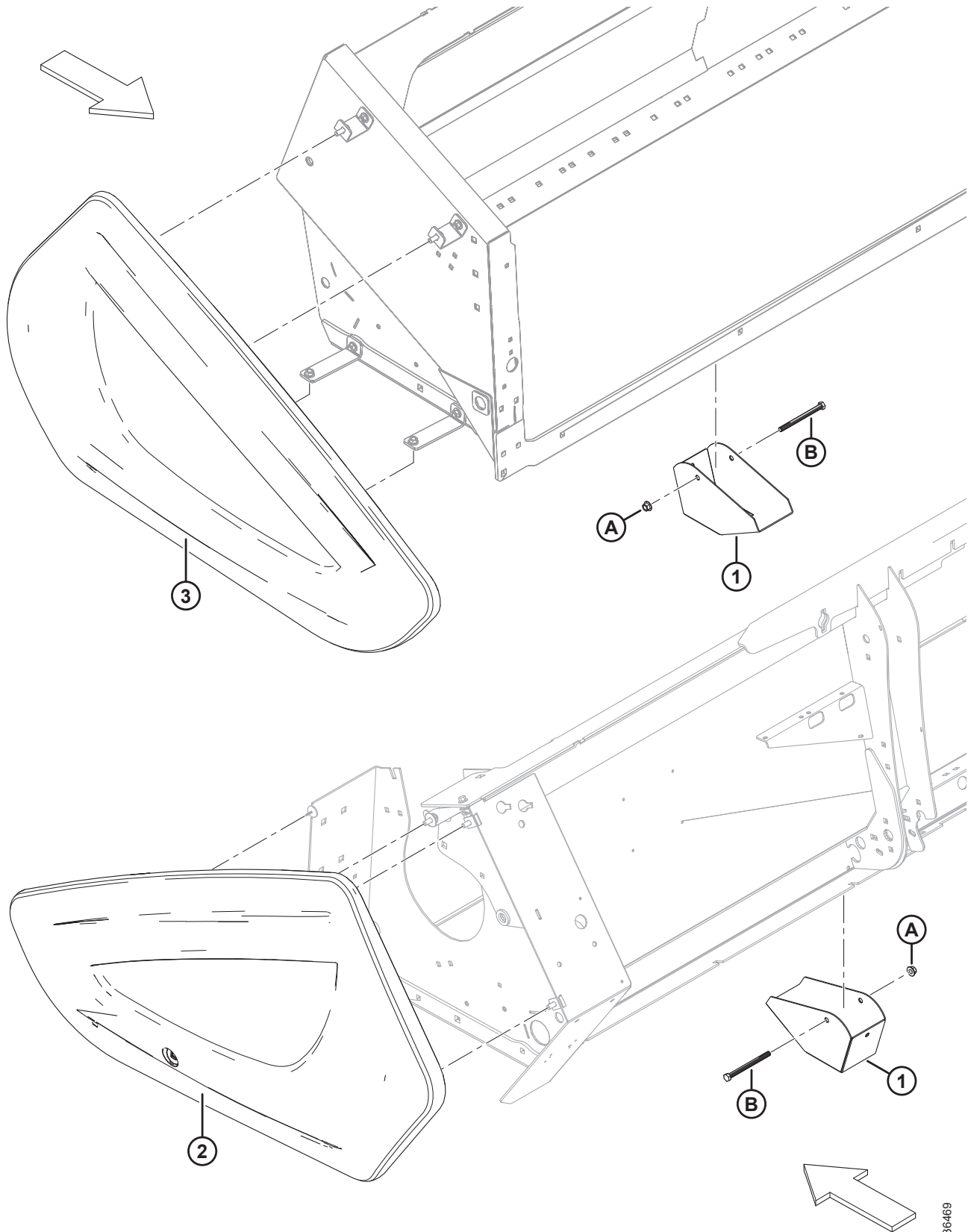
88. Kit includes top beam weldment (MD #302230), LH and RH plate hooks (MD #302231, 302232), and hardware.

89. Includes coupler kits (MD #279011, 279012), and coupler plate kit (MD #294394).

90. Kit includes adapter fitting, snap ring, colored ID discs, and plastic cap.

91. For serviceable components, refer to Section [54 Driveline Components – MD #302094, page 115](#).

# 48 Axial (Challenger® or Massey Ferguson®) to IDEAL™ Conversion – Endshields and Stands



1036469



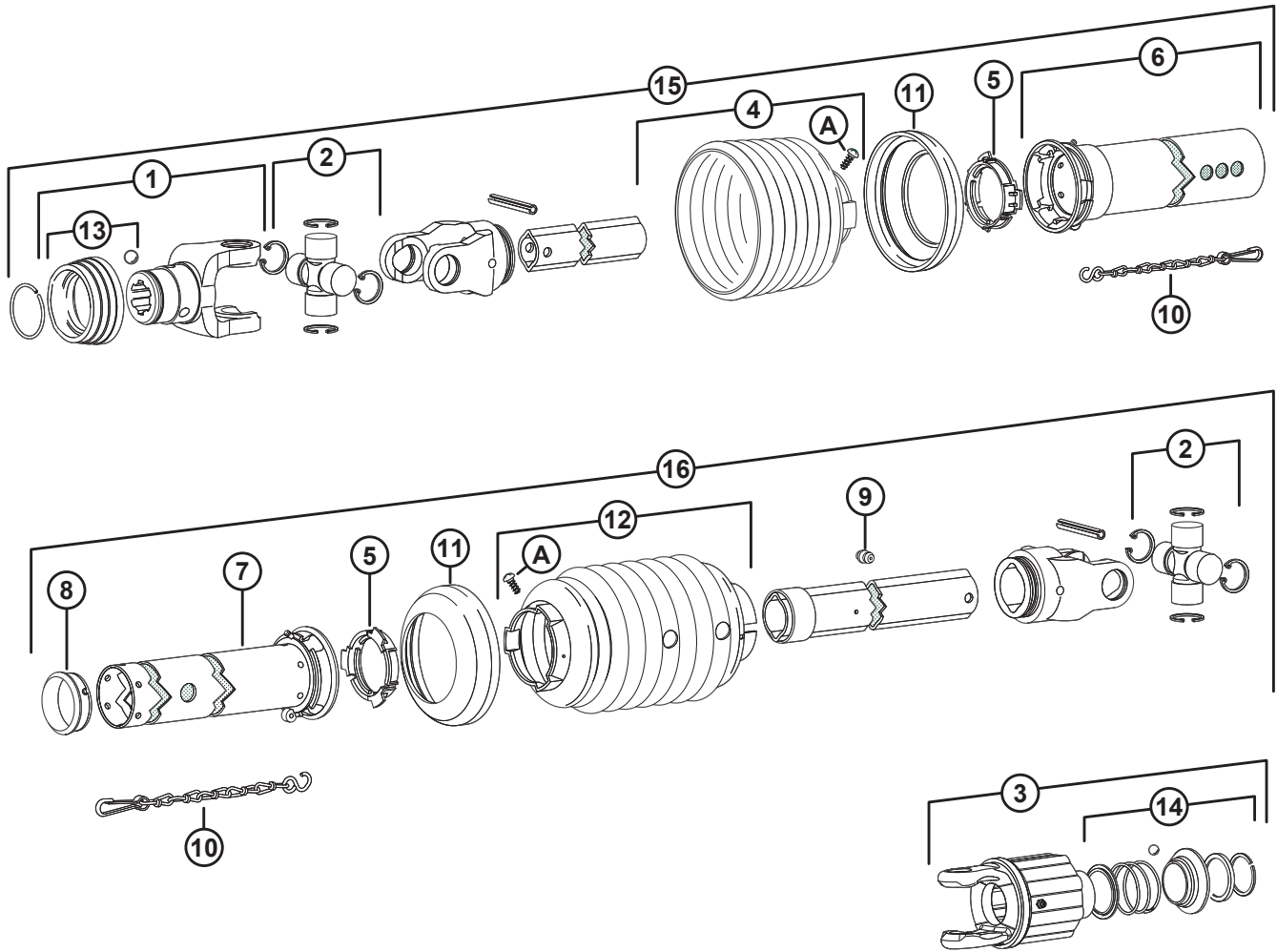
**AXIAL (CHALLENGER® OR MASSEY FERGUSON®) TO IDEAL™ CONVERSION – ENDSHIELDS AND STANDS**

<b>Ref</b>	<b>Part Number</b>	<b>Description</b>	<b>Qty</b>	<b>Serial Number</b>
	B6597	KIT – AGCO AXIAL TO AGCO IDEAL CONVERSION PACKAGE <sup>92</sup>		
1	302086	STAND WELDMENT	3	
2	302225	SHIELD – FENDT BLACK LEFT	1	
3	302226	SHIELD – FENDT BLACK RIGHT	1	
A	148645	NUT – HEX FLG STVR LOC M12 X 1.75-10-A3L		
B	135696	BOLT – HEX HD M12 X 1.75 X 150-8.8-A3L		

---

92. The kits are available through Whole Goods only.

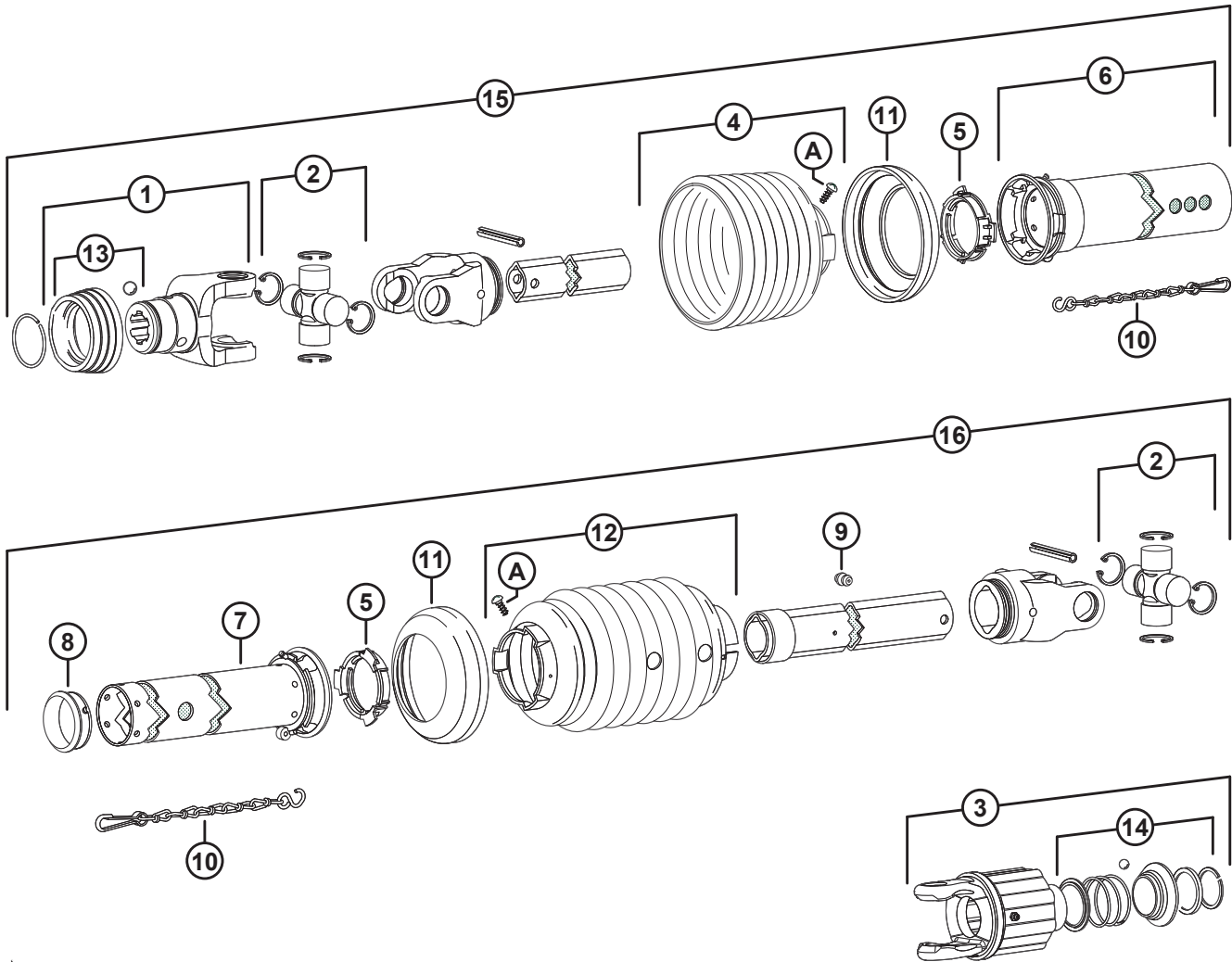
# 49 Driveline Components – MD #152555



**DRIVELINE COMPONENTS – MD #152555**

<b>Ref</b>	<b>Part Number</b>	<b>Description</b>	<b>Qty</b>	<b>Serial Number</b>
1	191251	YOKE – 1 3/8-Z21, QD	1	
2	197612	KIT – CROSS JOURNAL	2	
3	191137	CLUTCH – ASSEMBLY	1	
4	237588	GUARD – CONE 7 RIB	1	
5	237587	RING	2	
6	197620	GUARD – OUTER	1	
7	197615	GUARD – INNER TUBE	1	
8	191232	SUPPORT – DRIVELINE SHIELD	1	
9	NSS	GREASE – ZERK	1	
10	191138	CHAIN – DRIVESHAFT SHIELD	2	
11	191233	COLLAR – REINFORCING	2	
12	237651	GUARD – CONE 11 RIB FLEX	1	
13	191144	KIT – DISCONNECT SLIDE COLLAR	1	
14	191143	KIT – QUICK DISCONNECT, CLUTCH	1	
15	237367	DRIVELINE – HALF 1 3/8 IN. 21 SPL	1	
16	237364	DRIVELINE – HALF 1 3/8 IN. 6 SPL WITH SLIP CLUTCH	1	
A	191375	SCREW – SHIELD CONE		

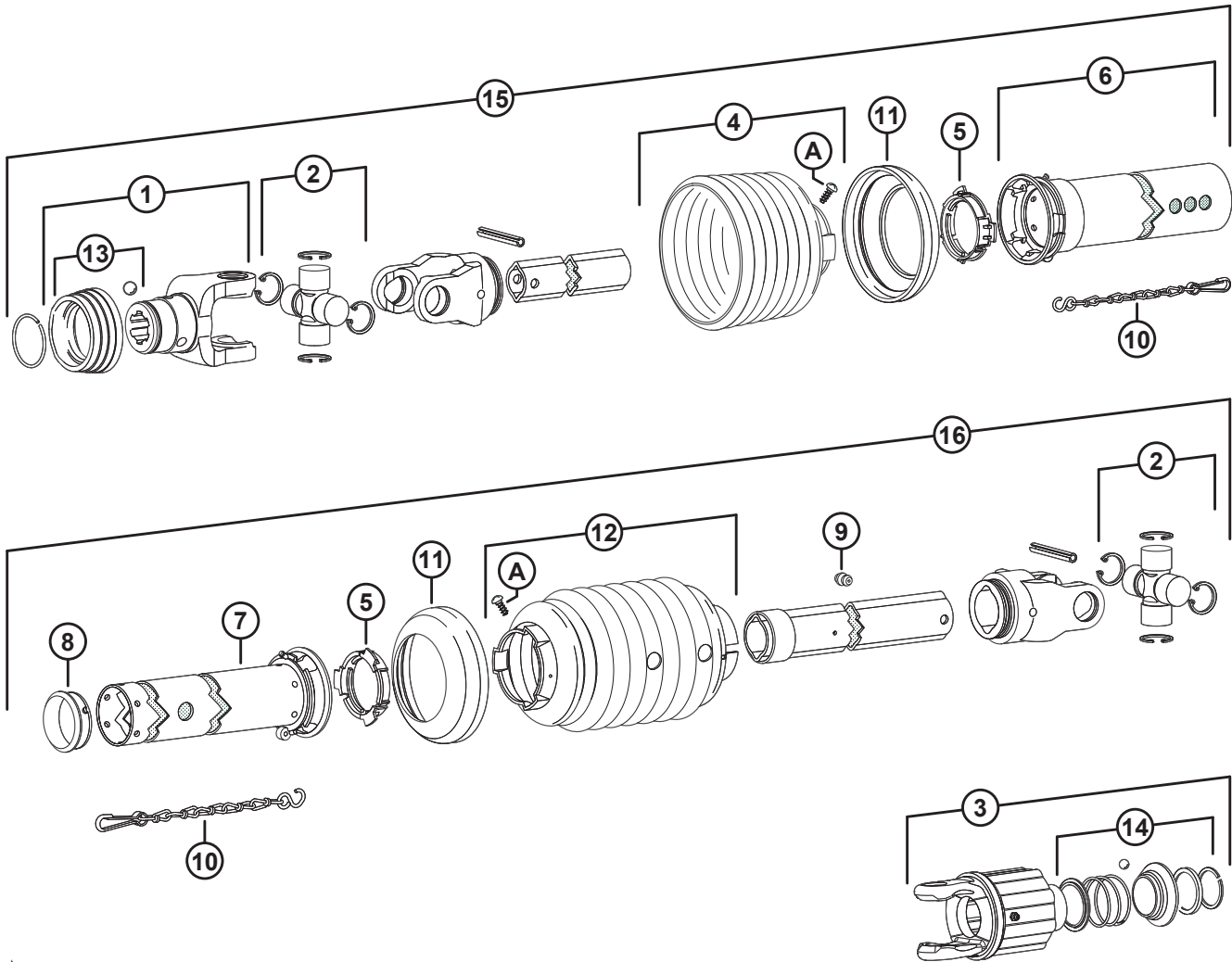
# 50 Driveline Components – MD #152556



**DRIVELINE COMPONENTS – MD #152556**

<b>Ref</b>	<b>Part Number</b>	<b>Description</b>	<b>Qty</b>	<b>Serial Number</b>
1	191251	YOKE – 1 3/8-Z21, QD	1	
2	197612	KIT – CROSS JOURNAL	2	
3	191137	CLUTCH – ASSEMBLY	1	
4	237588	GUARD – CONE 7 RIB	1	
5	237587	RING	2	
6	197621	GUARD – OUTER	1	
7	197615	GUARD – INNER TUBE	1	
8	191232	SUPPORT – DRIVELINE SHIELD	1	
9	NSS	GREASE – ZERK	1	
10	191138	CHAIN – DRIVESHAFT SHIELD	2	
11	191233	COLLAR – REINFORCING	2	
12	237651	GUARD – CONE 11 RIB FLEX	1	
13	191144	KIT – DISCONNECT SLIDE COLLAR	1	
14	191143	KIT – QUICK DISCONNECT, CLUTCH	1	
15	237366	DRIVELINE – HALF 1 3/8 IN. 21 SPL	1	
16	237364	DRIVELINE – HALF 1 3/8 IN. 6 SPL WITH SLIP CLUTCH	1	
A	191375	SCREW – SHIELD CONE		

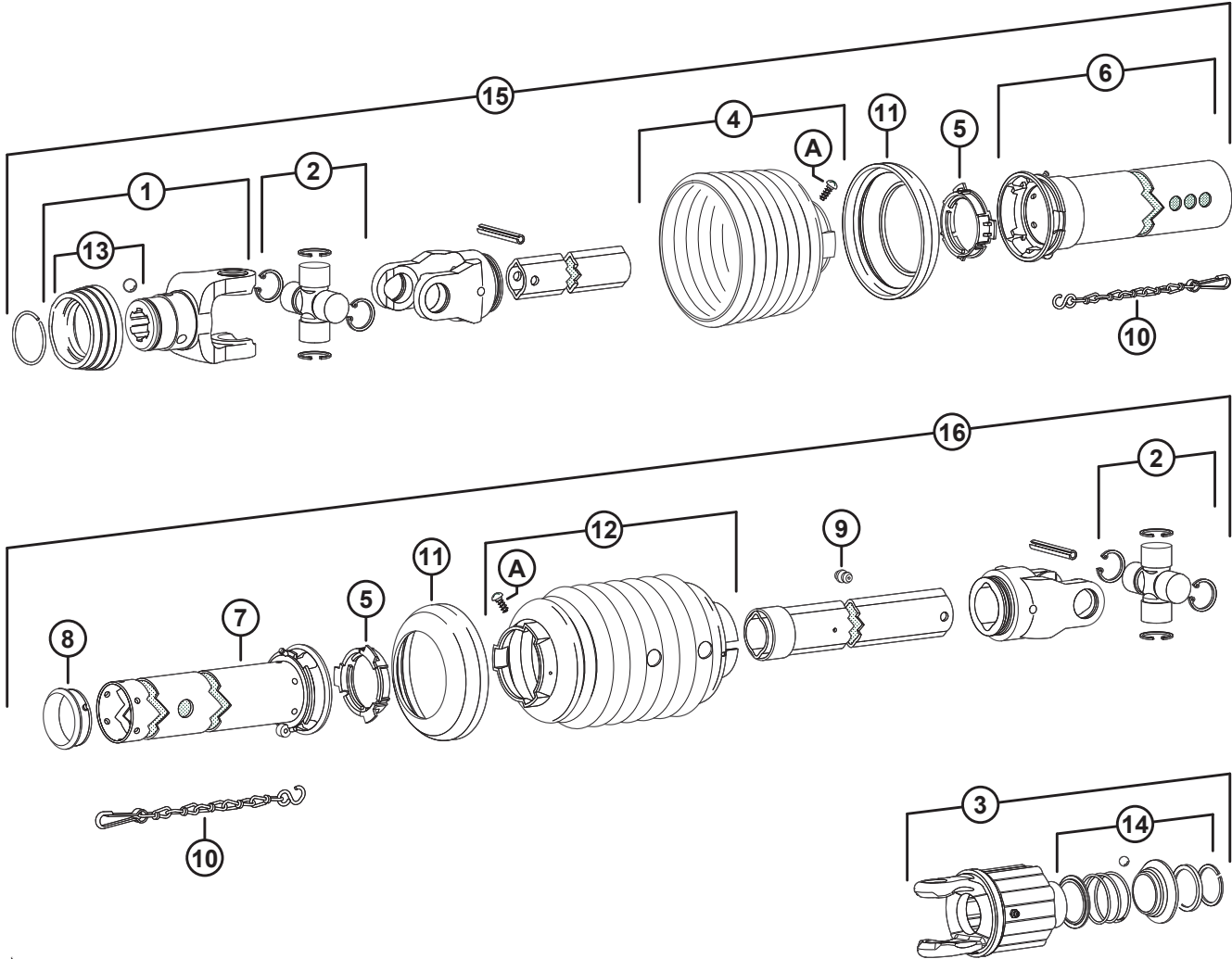
# 51 Driveline Components – MD #152558



**DRIVELINE COMPONENTS – MD #152558**

<b>Ref</b>	<b>Part Number</b>	<b>Description</b>	<b>Qty</b>	<b>Serial Number</b>
1	191250	YOKE – 1 3/8-Z6, QD	1	
2	197612	KIT – CROSS JOURNAL	2	
3	191137	CLUTCH – ASSEMBLY	1	
4	237589	GUARD – CONE 8 RIB FLEX	1	
5	237587	RING	2	
6	197622	GUARD – OUTER	1	
7	197615	GUARD – INNER TUBE	1	
8	191232	SUPPORT – DRIVELINE SHIELD	1	
9	NSS	GREASE – ZERK	1	
10	191138	CHAIN – DRIVESHAFT SHIELD	2	
11	191233	COLLAR – REINFORCING	2	
12	237651	GUARD – CONE 11 RIB FLEX	1	
13	191144	KIT – DISCONNECT SLIDE COLLAR	1	
14	191143	KIT – QUICK DISCONNECT, CLUTCH	1	
15	237365	DRIVELINE – HALF 1 3/8 IN. 6 SPL	1	
16	237364	DRIVELINE – HALF 1 3/8 IN. 6 SPL WITH SLIP CLUTCH	1	
A	191375	SCREW – SHIELD CONE		

# 52 Driveline Components – MD #237985

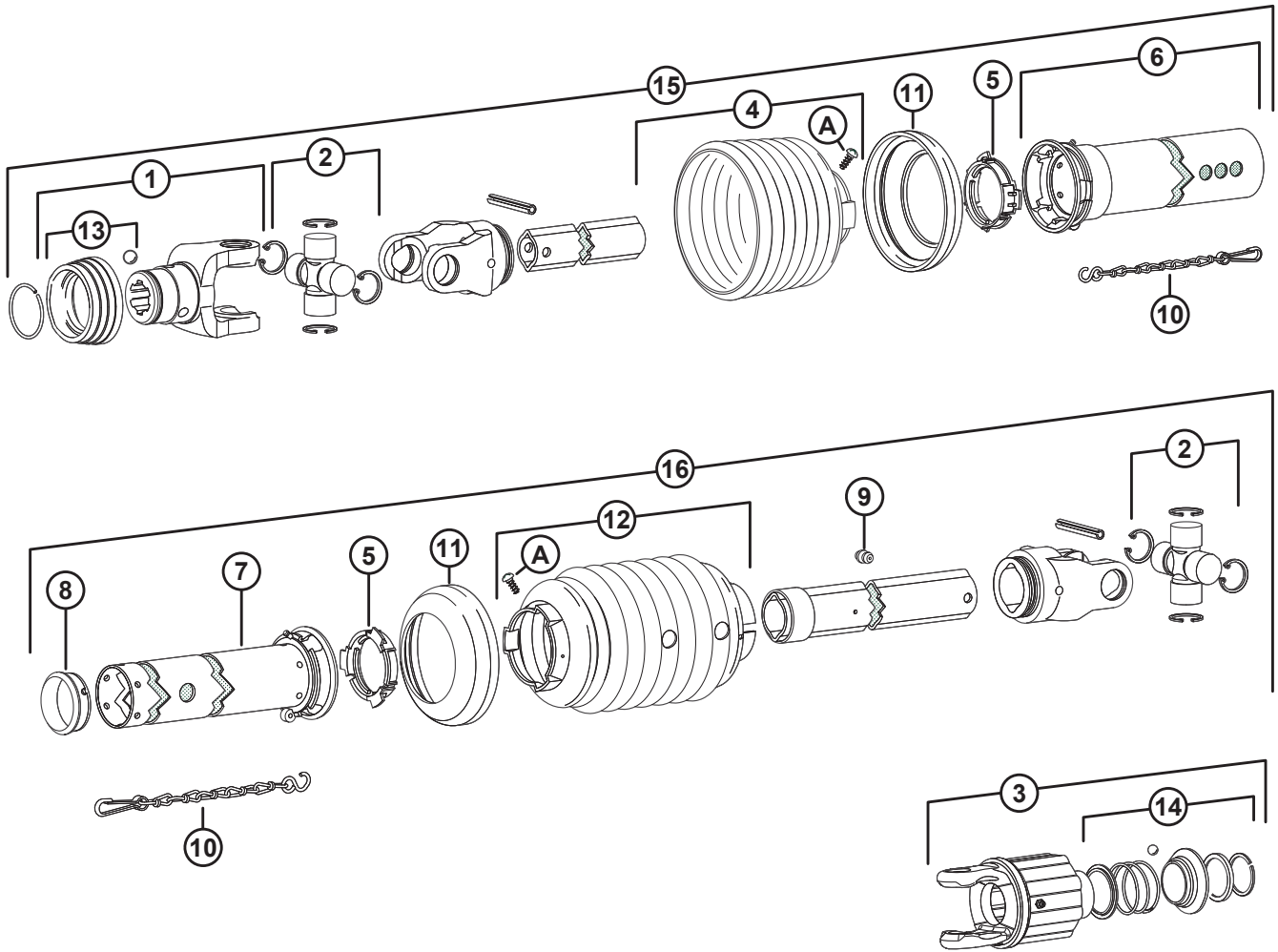




**DRIVELINE COMPONENTS – MD #237985**

<b>Ref</b>	<b>Part Number</b>	<b>Description</b>	<b>Qty</b>	<b>Serial Number</b>
1	NSS	YOKE – 1 3/8-Z21, QD	1	
2	197612	KIT – CROSS JOURNAL	2	
3	191137	CLUTCH – ASSEMBLY	1	
4	237588	GUARD – CONE 7 RIB	1	
5	237587	RING	2	
6	197622	GUARD – OUTER	1	
7	197615	GUARD – INNER TUBE	1	
8	191232	SUPPORT – DRIVELINE SHIELD	1	
9	NSS	GREASE – ZERK	1	
10	191138	CHAIN – DRIVESHAFT SHIELD	2	
11	191233	COLLAR – REINFORCING	2	
12	237651	GUARD – CONE 11 RIB FLEX	1	
13	191144	KIT – DISCONNECT SLIDE COLLAR	1	
14	191143	KIT – QUICK DISCONNECT, CLUTCH	1	
15	237986	DRIVELINE – HALF 1 3/8 IN. 21 SPL	1	
16	237364	DRIVELINE – HALF 1 3/8 IN. 6 SPL WITH SLIP CLUTCH	1	
A	191375	SCREW – SHIELD CONE		

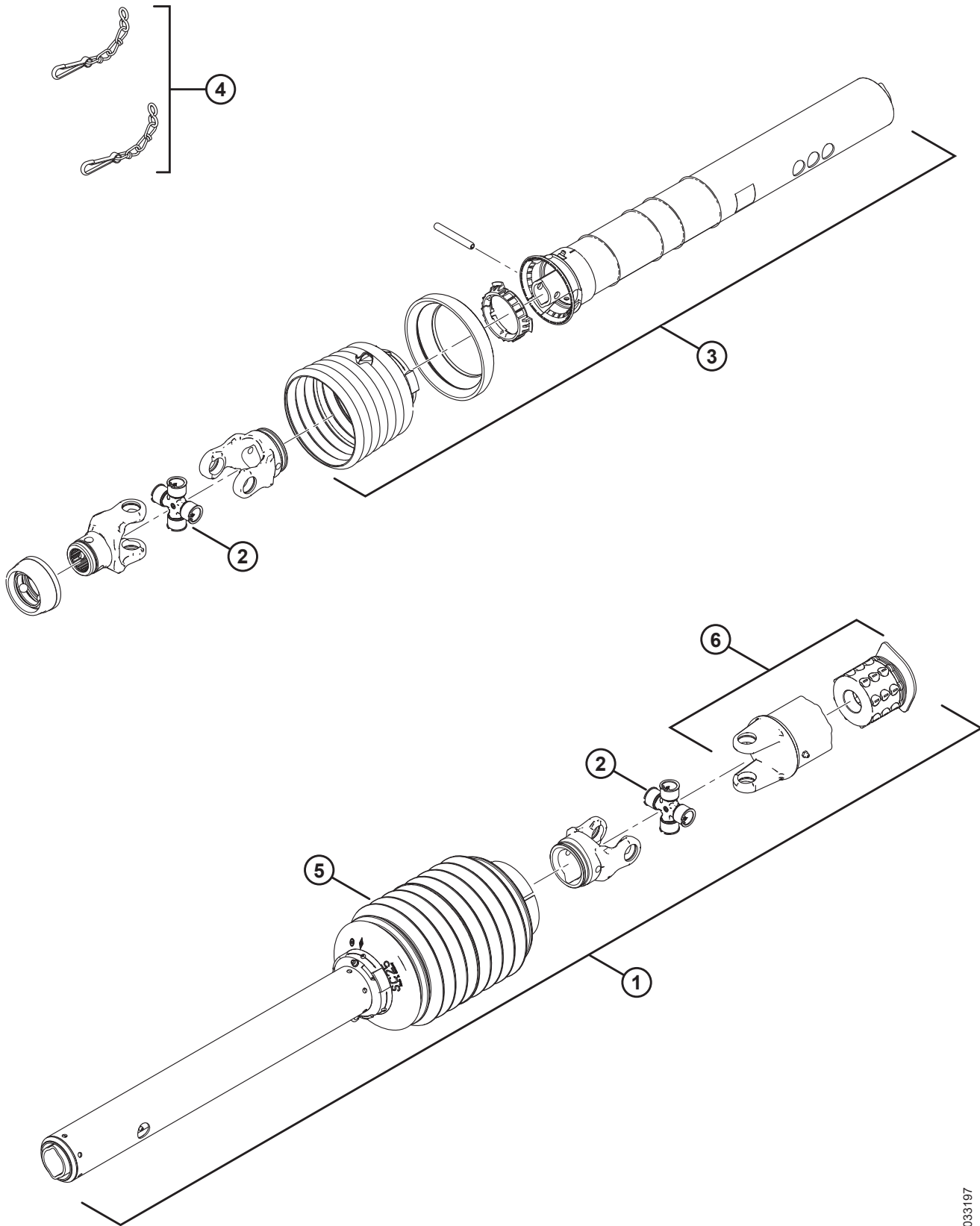
# 53 Driveline Components – MD #302068



**DRIVELINE COMPONENTS – MD #302068**

<b>Ref</b>	<b>Part Number</b>	<b>Description</b>	<b>Qty</b>	<b>Serial Number</b>
1	NSS	YOKE – 1 3/8-Z21, QD	1	
2	197612	KIT – CROSS JOURNAL	2	
3	191137	CLUTCH – ASSEMBLY	1	
4	237588	GUARD – CONE 7 RIB	1	
5	237587	RING	2	
6	NSS	GUARD – OUTER	1	
7	NSS	GUARD – INNER TUBE	1	
8	191232	SUPPORT – DRIVELINE SHIELD	1	
9	NSS	GREASE – ZERK	1	
10	191138	CHAIN – DRIVESHAFT SHIELD	2	
11	191233	COLLAR – REINFORCING	2	
12	237651	GUARD – CONE 11 RIB FLEX	1	
13	191144	KIT – DISCONNECT SLIDE COLLAR	1	
14	191143	KIT – QUICK DISCONNECT, CLUTCH	1	
15	NSS	DRIVELINE – HALF 1 3/8 IN. 21 SPL	1	
16	237364	DRIVELINE – HALF 1 3/8 IN. 6 SPL WITH SLIP CLUTCH	1	
A	191375	SCREW – SHIELD CONE		

# 54 Driveline Components – MD #302094



**DRIVELINE COMPONENTS – MD #302094**

<b>Ref</b>	<b>Part Number</b>	<b>Description</b>	<b>Qty</b>	<b>Serial Number</b>
1	197503	DRIVELINE – HALF, HEADER END	1	
2	124541	CROSS JOURNAL KIT	2	
3	197505	GUARD – OUTER WEASLER <sup>93</sup>	1	
4	194530	KIT – CHAIN W/ USER MANUAL <sup>94</sup>	1	
5	197506	GUARD – INNER WEASLER <sup>95</sup>	1	
6	197504	CLUTCH ASSEMBLY	1	

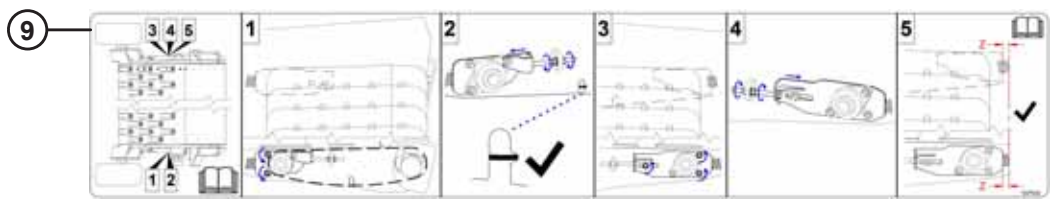
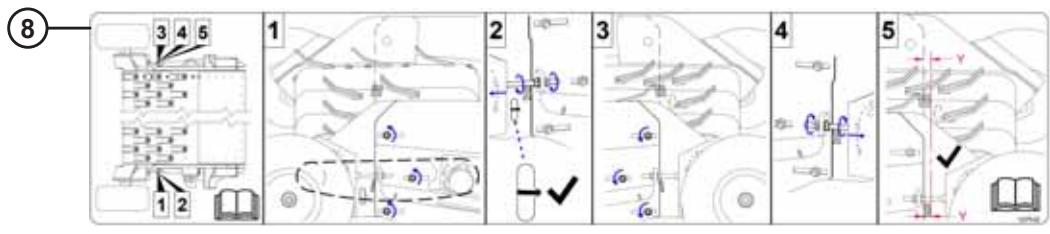
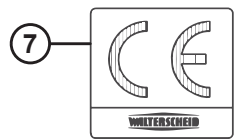
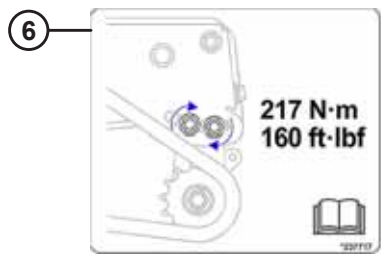

---

93. Includes safety decals (MD #30316, MD #194521).

94. Includes two safety chains, CE decal, and user manual.

95. Includes safety decal (MD #36651).

# 55 Decals – Information



**DECALS – INFORMATION**

<b>Ref</b>	<b>Part Number</b>	<b>Description</b>	<b>Qty</b>	<b>Serial Number</b>
1	115759	DECAL – GREASE 100 HR		
2	23165	DECAL – GREASE 50 HR		
3	23164	DECAL – GREASE 25 HR		
4	197359	DECAL – RH PICKUP POSITION		
5	152901	DECAL – LH PICKUP POSITION		
6	237717	DECAL – CLAMPING NUT TORQUE		
7	191166	DECAL – CE MARK (DRIVELINE)		
8	237532	DECAL – FRONT DRAPER TENSION		
9	237533	DECAL – REAR DRAPER TENSION		

## 56 Decals – Product Identification





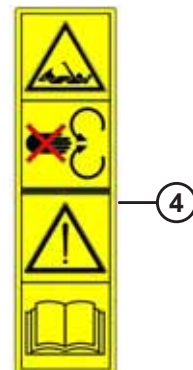

1007280



**DECALS – PRODUCT IDENTIFICATION**

<b>Ref</b>	<b>Part Number</b>	<b>Description</b>	<b>Qty</b>	<b>Serial Number</b>
1	237153	DECAL – LH, MACDON		
2	237154	DECAL – RH, MACDON		
3	197818	DECAL – STRIPE, RED LH		
	197819	DECAL – STRIPE, YELLOW LH		
	197820	DECAL – STRIPE, GREEN LH		
	302452	DECAL – STRIPE, GREY LH		
4	237170	DECAL – STRIPE, RED RH		
	237171	DECAL – STRIPE, YELLOW RH		
	237172	DECAL – STRIPE, GREEN RH		
	302453	DECAL – STRIPE, GREY RH		

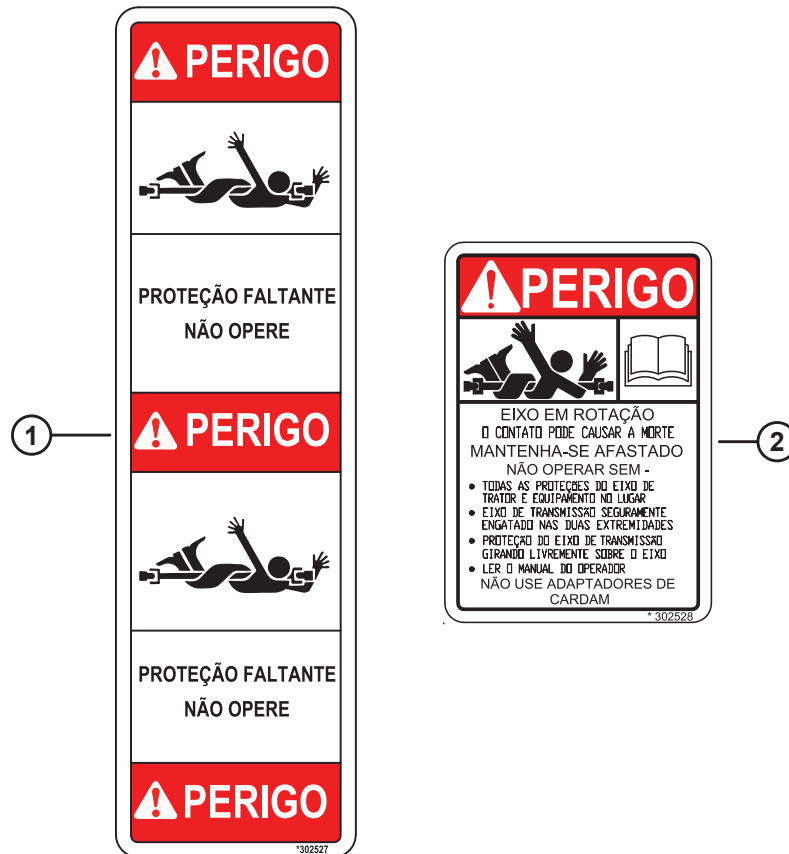
# 57 Decals – Safety/Reflectors



**DECALS – SAFETY/REFLECTORS**

<b>Ref</b>	<b>Part Number</b>	<b>Description</b>	<b>Qty</b>	<b>Serial Number</b>
1	30316	DECAL – DANGER		
2	302204	DECAL – CA PROPOSITION 65		
3	36651	DECAL – DANGER		
4	194521	DECAL – CE DRIVELINE		
5	184370	DECAL – HEADER CRUSHING HAZARD		
6	184372	DECAL – READ MANUAL		
7	184420	DECAL – PROXIMITY EU		
8	184422	DECAL – PINCH POINT EU		
9	237229	DECAL – WARNING, CRUSH CYL LOCKOUT		
10	237254	DECAL – WARNING, HEADER		
11	237298	DECAL – WARNING, AUGER WRAP		
12	191099	DECAL – EUROPEAN (DRIVELINE)		
13	304865	DECAL – NO LIFT		
14	166466	DECAL – HIGH PRESSURE FLUID		
15	115145	REFLECTOR – FLUORESCENT RED-ORANGE		
	115146	REFLECTOR – AMBER		
	115147	REFLECTOR – RED		

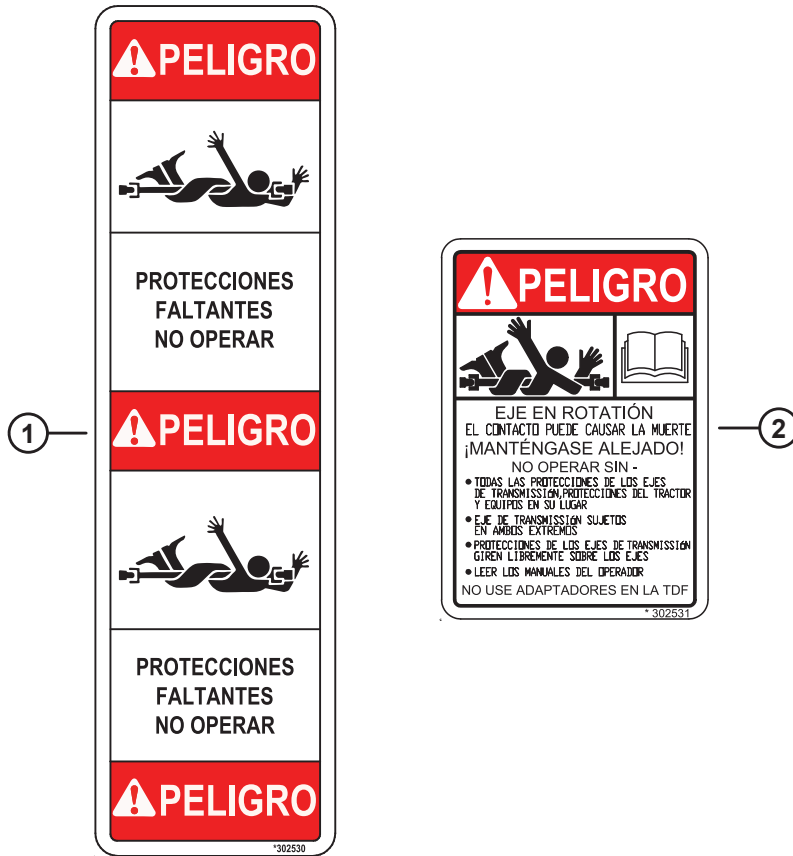
# 58 Decals – Portuguese



DECALS – PORTUGUESE

Ref	Part Number	Description	Qty	Serial Number
1	302527	DECAL – DANGER, PORTUGUESE		
2	302528	DECAL – DANGER, PORTUGUESE (ROTATING DRIVESHAFT)		

# 59 Decals – Spanish



DECALS – SPANISH

Ref	Part Number	Description	Qty	Serial Number
1	302530	DECAL – DANGER, SPANISH		
2	302531	DECAL – DANGER, SPANISH (ROTATING DRIVESHAFT)		





# Index

7674	76	133165	4
16235	16, 20	134010	72, 88
16652	48, 54, 62, 76	134011	72, 88
18596	6	134053	72, 88
18599	2, 14	135155	44
18600	8	135232	8
18607	16, 20	135267	50, 56, 64, 78, 80
18609	4	135301	70
18648	8, 10, 12	135337	24, 32, 36, 50, 56, 64, 78, 80, 90, 102
18671	44	135443	10, 12, 50, 56, 64, 72, 78, 80, 88
18704	8	135444	80
18738	10, 12	135671	82
18798	48, 54, 62, 68, 76, 86	135691	12, 24, 50, 56, 64, 78, 102
18963	48, 54, 62, 76	135695	16, 20
21374	16	135696	46, 52, 58, 60, 66, 74, 84, 104
21703	16	135778	72, 80, 88
21763	10, 12	135781	72, 88
21947	72, 88	135785	4, 12
23164	118	135865	50, 56
23165	118	135866	50, 56
30316	122	135867	50, 56, 64, 102
30627	84	135894	50, 56, 64, 78, 80, 102
30632	50, 56, 64, 78, 80, 102	135900	24, 30, 44
30855	2	135903	2, 36, 46, 52, 84
30994	80	135923	2
32247	2	135927	40
36651	122	135959	4
40701	10, 12, 50, 56, 64, 72, 78, 80, 88	136036	4, 30
40702	80	136038	2
42080	4, 14	136049	30
44209	50, 56	136095	10, 12, 80
44210	50, 56, 64, 102	136178	2, 4, 48, 54, 62, 68, 76, 84, 86
49227	80	136211	8
49232	12, 50, 56, 64, 80	136228	80
50022	12	136239	10, 12
50101	2, 6, 8, 12, 16, 20, 24, 36, 38, 48, 50, 54, 56, 62, 64, 68, 70, 72, 76, 78, 80, 84, 86, 88, 102	136252	14
103105	8, 10, 12	136263	8
103738	8	136291	4, 30, 44, 46, 52, 58, 60, 66, 74, 84, 102
112520	36	136310	44
115145	122	136395	40
115146	122	136399	2, 46, 52, 58, 60, 102
115147	122	136431	2
115759	118	136440	16, 44, 58, 60
123180	22, 90	136447	12
123982	8	136476	20
124541	116	136506	40
125343	14	136530	72, 88
129143	50, 56, 78, 80	136535	10, 12
129148	50, 56, 64, 78, 80, 102	136663	2
129149	78, 80	136680	2
129859	78	136681	2
129860	78	136700	2
		136705	38

## INDEX

136757 .....	58, 60	152867 .....	4
136841 .....	34	152893 .....	96
136872 .....	36	152901 .....	118
139630 .....	14	152907 .....	84
143972 .....	30	152982 .....	48, 54, 62, 68, 76, 86
143973 .....	16	152983 .....	70
148645 .....	4, 8, 14, 18, 20, 24, 28, 30, 36, 40, 42, 44, 46, 52, 58, 60, 66, 74, 84, 102, 104	153492 .....	4, 48, 54, 62, 68, 70, 76, 86
148798 .....	2, 14, 84	153692 .....	70
152076 .....	66	153933 .....	72, 88
152157 .....	4, 36	156969 .....	4
152159 .....	84	158069 .....	48, 54, 62, 68, 76, 86
152170 .....	84	158256 .....	4
152174 .....	84	161378 .....	4
152177 .....	30	163598 .....	4, 12
152187 .....	84	166466 .....	122
152188 .....	84	167307 .....	36
152191 .....	84	172558 .....	16
152220 .....	66	172877 .....	4
152266 .....	16, 20	176334 .....	10, 12
152274 .....	84	181047 .....	34
152315 .....	84	182007 .....	22, 90
152326 .....	30	182024 .....	22
152350 .....	84	182029 .....	22
152355 .....	16, 20	182042 .....	16, 20
152368 .....	74	182152 .....	66
152384 .....	16, 20	182154 .....	66
152419 .....	4	184301 .....	14
152439 .....	6, 8, 60, 74, 84, 102	184331 .....	36
152447 .....	76	184370 .....	122
152451 .....	22	184372 .....	122
152459 .....	70	184420 .....	122
152520 .....	4, 8, 16, 20	184422 .....	122
152521 .....	48, 54, 62	184437 .....	76
152524 .....	16, 20	184440 .....	54, 100
152525 .....	4	184456 .....	72, 88
152552 .....	70	184460 .....	78
152553 .....	68, 86	184461 .....	10, 12, 50, 56, 78
152555 .....	52	184463 .....	50, 56, 78
152556 .....	46, 74, 92	184524 .....	78
152558 .....	66, 84	184642 .....	4, 48, 54, 62, 94, 100
152581 .....	30	184651 .....	72, 88
152601 .....	2	184657 .....	8, 70
152655 .....	50, 56, 64, 72, 78, 82, 88, 102	184659 .....	22
152668 .....	4, 14, 34, 48, 54, 62, 82, 94, 100	184662 .....	38
152670 .....	48, 54, 62, 76	184665 .....	16, 20
152685 .....	4, 8	184667 .....	4, 8, 14, 18, 20, 28, 30, 40, 46, 52, 58, 60, 66, 74, 84, 102
152724 .....	42, 44	184668 .....	30, 46, 52, 58, 60, 66, 74, 84, 102
152732 .....	80	184674 .....	4
152736 .....	48, 54, 62, 94	184675 .....	66
152759 .....	66	184685 .....	6, 70
152779 .....	14	184688 .....	72, 88
152786 .....	4	184694 .....	8, 14, 84
152818 .....	66	184699 .....	16, 26
152837 .....	74	184701 .....	2

## INDEX

184708 .....	4	197184 .....	76
184709 .....	34	197185 .....	48, 54, 62
184711 .....	22	197224 .....	70
184714 .....	66	197226 .....	4
184717 .....	8, 10, 12, 44	197229 .....	48, 54, 62, 68, 76, 86
184741 .....	22, 90	197230 .....	8, 48, 54, 62, 68, 76, 86
184877 .....	32	197239 .....	34
187018 .....	50, 56	197240 .....	34
187081 .....	22, 90	197241 .....	34
187137 .....	22, 96	197255 .....	70
187193 .....	48, 54, 62, 68, 76, 86	197261 .....	34
190536 .....	78	197262 .....	24
190695 .....	22, 90	197263 .....	22, 90, 96
190697 .....	22, 90	197275 .....	32
190699 .....	22, 90	197284 .....	30
190700 .....	22, 90	197287 .....	36
191099 .....	122	197297 .....	66
191137 .....	106, 108, 110, 112, 114	197317 .....	48, 54, 62
191138 .....	106, 108, 110, 112, 114	197319 .....	8
191143 .....	106, 108, 110, 112, 114	197320 .....	8
191144 .....	106, 108, 110, 112, 114	197359 .....	118
191166 .....	118	197362 .....	38
191232 .....	106, 108, 110, 112, 114	197375 .....	52, 98
191233 .....	106, 108, 110, 112, 114	197376 .....	52, 98
191250 .....	110	197388 .....	46, 58, 60, 92
191251 .....	106, 108	197393 .....	74
191375 .....	106, 108, 110, 112, 114	197394 .....	74
191704 .....	78	197395 .....	74
191705 .....	50, 56, 78	197447 .....	2
194521 .....	122	197448 .....	2
194530 .....	116	197449 .....	2
197036 .....	38	197475 .....	66
197037 .....	38	197492 .....	10, 12
197091 .....	16, 20	197498 .....	10, 12
197094 .....	4	197500 .....	10, 12
197095 .....	34	197503 .....	116
197097 .....	34	197504 .....	116
197107 .....	16, 20	197505 .....	116
197122 .....	30, 42	197506 .....	116
197124 .....	34	197510 .....	34
197126 .....	34	197511 .....	34
197129 .....	34	197517 .....	8
197135 .....	4	197612 .....	106, 108, 110, 112, 114
197139 .....	4	197615 .....	106, 108, 110, 112
197141 .....	76	197620 .....	106
197152 .....	36	197621 .....	108
197154 .....	4, 16, 20, 26	197622 .....	110, 112
197157 .....	4	197680 .....	46, 52
197168 .....	34	197683 .....	46, 52
197169 .....	34	197692 .....	16, 20
197171 .....	24, 90	197708 .....	34
197173 .....	4	197712 .....	30
197175 .....	14	197718 .....	30
197178 .....	72, 88	197743 .....	16
197179 .....	50, 56, 64	197793 .....	36

## INDEX

197798 .....	36	237446 .....	4
197818 .....	120	237451 .....	46, 92
197819 .....	120	237452 .....	46, 92
197820 .....	120	237453 .....	46, 92
197940 .....	48, 54, 62, 68, 76, 86	237454 .....	46, 92
197941 .....	4	237456 .....	46, 92
203547 .....	14	237458 .....	46, 52
220107 .....	4	237464 .....	34
237016 .....	8	237473 .....	4
237037 .....	4	237474 .....	4
237084 .....	2	237499 .....	30
237122 .....	4	237502 .....	30
237127 .....	2	237504 .....	34
237153 .....	120	237513 .....	30
237154 .....	120	237514 .....	30
237158 .....	2	237532 .....	118
237161 .....	2	237533 .....	118
237164 .....	2	237545 .....	22
237165 .....	2	237546 .....	16
237167 .....	50, 56, 64, 78, 80	237550 .....	8
237168 .....	50, 56, 64, 78, 80	237554 .....	30
237169 .....	50, 56, 64, 78	237556 .....	26
237170 .....	120	237563 .....	26
237171 .....	120	237574 .....	70
237172 .....	120	237587 .....	106, 108, 110, 112, 114
237176 .....	10, 12	237588 .....	106, 108, 112, 114
237177 .....	10	237589 .....	110
237178 .....	10	237602 .....	44
237179 .....	10, 12	237609 .....	4
237180 .....	10, 12	237649 .....	16, 20
237190 .....	84	237650 .....	16, 20
237191 .....	14	237651 .....	106, 108, 110, 112, 114
237192 .....	14	237672 .....	22
237194 .....	8	237674 .....	10, 12
237195 .....	84	237698 .....	16, 20
237229 .....	122	237700 .....	16, 20
237254 .....	122	237701 .....	16, 20
237298 .....	122	237705 .....	16, 20
237334 .....	36	237706 .....	16, 20
237346 .....	2	237709 .....	16, 20
237352 .....	2	237717 .....	118
237355 .....	2	237723 .....	80
237363 .....	8	237725 .....	42
237364 .....	106, 108, 110, 112, 114	237727 .....	8
237365 .....	110	237751 .....	22, 96
237366 .....	108	237754 .....	80
237367 .....	106	237755 .....	80
237381 .....	10, 12	237760 .....	46, 58, 60, 92
237389 .....	66	237765 .....	42, 44
237394 .....	78	237769 .....	42, 44
237396 .....	14	237772 .....	16, 20
237431 .....	2	237774 .....	66
237432 .....	2	237775 .....	74, 84
237433 .....	28	237776 .....	46, 52, 58, 60, 92
237435 .....	28	237777 .....	52, 98

## INDEX

237778 .....	16, 20	302024 .....	40
237779 .....	66, 74, 84	302028 .....	64, 102
237782 .....	16, 20	302029 .....	64, 102
237783 .....	50, 56, 78, 80	302030 .....	64, 102
237789 .....	16, 20	302033 .....	40
237799 .....	30	302037 .....	64, 102
237831 .....	44	302038 .....	8
237834 .....	44	302040 .....	46, 52, 66, 74, 84
237835 .....	44	302042 .....	50, 56
237842 .....	22	302057 .....	72, 88
237844 .....	44	302068 .....	52, 98
237846 .....	44	302072 .....	42, 44
237852 .....	44	302078 .....	12
237854 .....	50, 56	302081 .....	52, 98
237857 .....	28	302082 .....	52, 98
237859 .....	44	302083 .....	52, 98
237861 .....	44	302084 .....	52, 98
237867 .....	16, 20	302086 .....	58, 60, 104
237876 .....	34	302089 .....	12
237912 .....	22	302090 .....	12
237922 .....	30	302094 .....	58, 60, 102
237955 .....	52, 98	302204 .....	122
237956 .....	52, 98	302225 .....	104
237957 .....	52, 98	302226 .....	104
237958 .....	52, 98	302230 .....	58, 60, 102
237959 .....	52, 98	302231 .....	58, 60, 102
237985 .....	66	302232 .....	58, 60, 102
237986 .....	112	302243 .....	2
237991 .....	78, 80	302244 .....	2
251016 .....	14	302245 .....	102
251017 .....	14	302259 .....	32
252176 .....	34	302293 .....	22
252227 .....	18, 20	302299 .....	58, 60, 102
252268 .....	44	302353 .....	80
252269 .....	44	302354 .....	50, 56, 64
252428 .....	34	302355 .....	22, 30
252476 .....	42, 44	302378 .....	84
252579 .....	32	302403 .....	60, 102
252703 .....	24	302406 .....	60, 102
252831 .....	64, 102	302437 .....	40
276839 .....	22	302438 .....	40
279011 .....	50, 56, 64, 80, 102	302452 .....	120
279012 .....	50, 56, 64, 80, 102	302453 .....	120
279013 .....	50, 56, 80	302470 .....	60, 102
279034 .....	50, 56, 64, 80, 102	302473 .....	58
279035 .....	50, 56, 64, 80, 102	302484 .....	30
279163 .....	80	302485 .....	30
279227 .....	80	302486 .....	30
279228 .....	80	302527 .....	124
294098 .....	50, 56	302528 .....	124
294394 .....	64, 102	302530 .....	126
301693 .....	72, 88	302531 .....	126
302007 .....	58, 60, 102	304494 .....	22
302008 .....	58, 60, 102	304865 .....	122
302023 .....	40	320121 .....	12

## INDEX

337143 .....	22
337143 .....	90

### **B**

B6315 .....	44
B6361 .....	66
B6362 .....	66
B6429 .....	40
B6597 .....	102, 104
B6618 .....	90, 92, 94
B6619 .....	96, 98, 100



# MacDon®

**CUSTOMERS**  
**MacDon.com**

**DEALERS**  
**Portal.MacDon.com**

Trademarks of products are the marks of their  
respective manufacturers and/or distributors.

Printed in Canada