


CA20 Combine Adapter

Parts Catalog
169011 Revision G
Original Instruction

CA20 Combine Adapter



1045339

Published: October 2024

NOTE:

Keep your MacDon publications up-to-date. The most current version can be downloaded from our website (www.macdon.com) or from our Dealer-only site (<https://portal.macdon.com>) (login required).

This catalog also available in a Portuguese version. The most current version can be downloaded from our website (www.macdon.com) or from our Dealer-only site (<https://portal.macdon.com>) (login required).

© 2024 MacDon Industries, Ltd.

The information in this publication is based on the information available and in effect at the time of printing. MacDon Industries, Ltd. makes no representation or warranty of any kind, whether expressed or implied, with respect to the information in this publication. MacDon Industries, Ltd. reserves the right to make changes at any time without notice.

Introduction

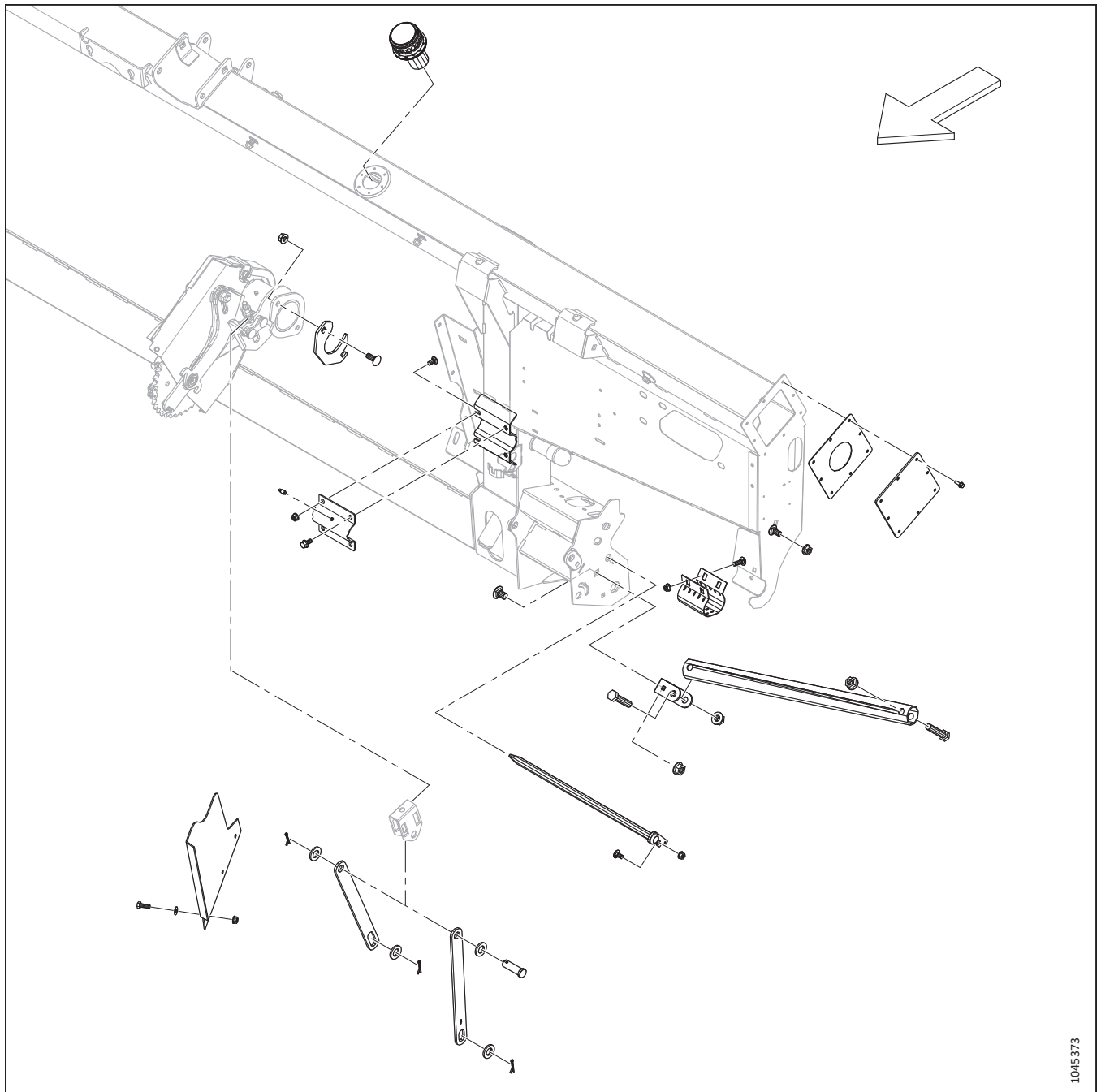
This parts catalog lists all the replacement parts that can be ordered for a MacDon CA20 Combine Adapter.

When ordering, be sure the complete and proper part number is given.

Bold text is used to indicate updates made at the current revision level. With each new revision of the catalog, previous revisions are returned to regular text.

Electrical connectors used on MacDon products are available for sale but not listed in this catalog. For the list of available connectors, refer to the Electrical Connectors Parts Catalog (MD #169641).

In this catalog, right-hand (RH) and left-hand (LH) are determined from the operator's seated position in the combine. An arrow is sometimes used in illustrations to indicate forward position as shown below.



Abbreviations

A/R – as required (quantity varies)	ASSY – assembly	BHRN – button head rib neck
BV – ball valve	CCW – counterclockwise	CON – conical (spring washer)
CSK – countersink	C/W – complete with	CW – clockwise
DBLE – double	DK – double knife	DR – double reel
DT – distorted thread	FLG – flange	GA – gauge
GR – grade	GS – grass seed	HD – head
HDR – header	HFA – hydraulic fore-aft	HH – hex head
HNBR – hydrogenated nitrile butadiene rubber	HYD – hydraulic	I.D. – inside diameter
IP – internal plus (torx plus)	KP – knife pressure	KR – knife return
LG – long	LH – left hand (determined from Operator's position, facing forward)	LK – lock
MACH – machine	MD – MacDon	MFA – manual fore-aft
MY – model year	NC – national coarse thread	NF – national fine thread
NSS – not sold separately	NT – narrow transport	O.D. – outside diameter
OPT – optional	PO – pilot operated	PT – pull-type (mower conditioner)
RC – roller chain	REF – reference, part number called up elsewhere in catalog	REG – regular
RH – right hand (determined from Operator's position, facing forward)	RHSN – round head, square neck or square neck carriage bolt	RHSSN – round head, short, square neck
RTD – rotating tine drum	SAE – Society of Automotive Engineers (part produced to comply with)	SD – side draper
SER – serrated	SK – single knife	SKT HD – socket head
SMTH – smooth	SMV – slow moving vehicle	SOCK – socket
SP – self-propelled (windrower) header	SPCL – special	SPH – spherical
SPI – serrations per inch (knife Sections)	SR – single reel	STL – steel (stainless)
STR – standard	STVR – Stover	TFL – thread full length
THD – thread	TR – triple reel	UCA – upper cross auger
UDK – untimed double knife	UNC – unified coarse thread	UNEF – unified extra fine thread
UNF – unified fine thread	UNS – unified special thread series	VK – vertical knife
WF – wide frame	ZP – zinc plated	

Serial Number Breaks

The side of the serial number on which the dash (–) appears determines whether the part is used up to or after the serial number given.

Example:

- –451189: Used on machines up to and including serial number 451189
- 451190– : Used on machines including and after serial number 451190

Summary of Changes – CA20 (169011 Rev. G)

This list covers changes made since the last revision (169011 Rev. F).

Section	Summary of Change	Internal Use Only
<i>Inside Front Cover</i>	Added copyright information.	Publications
<i>Abbreviations, page ii</i>	Updated abbreviations list.	Publications
<i>1 Frame and Components, page 1</i>	Made washer 112130 hardware B (was item #6), corrected callout in the illustration for clamp 123629, and revised order of hardware K–Q. Updated illustration from 1008181 to 1045345 to show changes.	Parts, Publications
<i>2 Feed Deck (2011 and Prior), page 3</i>	Feed deck pan 187945 superseded with stainless steel feed deck pan 220852.	ECN 48958
	Ball bearing 118185 made service code 5, now serviced with bearing kit 368457. Added and revised footnotes throughout for clarity.	ECN 64334
<i>3 Feed Deck (2012 and Later), page 9</i>	Feed deck pan 187945 superseded with stainless steel feed deck pan 220852.	ECN 48958
	Superseded complete feed deck assembly 220505 with 248561, which is then superseded with 245673. Superseded feed deck carrier 220506 with 248560, which is then superseded with 245672. Added foam seal 248469.	ECN 49685 ECN 51823
	Superseded motor 133615 with 245122; added seal kit 245316 for motor 245122.	ECN 49785 Product Support
	Superseded feed draper 133131 with 304454.	ECN 57325
	Added feed draper motor shim kit 304748; discontinued nuts 135954 replaced by 21452.	ECN 58421 ECN 60613
	Ball bearing 118185 made service code 5, now serviced with bearing kit 368457. Added and revised footnotes throughout for clarity.	ECN 64334
	Corrected hardware R part number from 136626 to 135626.	Product Support
<i>5 Adapter Corner and Center Fillers, page 17</i>	Added new topic for Corner and Center Filler kit 279028 with new illustration 1018255.	Parts
<i>6 Auger Assembly and Internal Components, page 19</i>	Added Split Finger Holder kit 274276 as a service part for auger finger bushing 123055; added a footnote for clarity. Added kit service parts and hardware. Updated illustration 1045404 to show changes.	ECN 52843
	Added Auger Flighting Service kit 294047 as a service part for auger drum 151288.	ECN 56719, Parts
	Superseded chain 156881 with 220317; however, this supersession was reversed and chain 156881 remains available for CA20 Combine Adapters.	ECN 58090 ECN 58319
	Superseded Auger Repair kit 114382 with kit 335464, revised the footnote for clarity.	ECN 60895
<i>7 Auger Dent Repair Kit, page 25</i>	Added a new topic for Auger Dent Repair kit 237563 with new illustration 1022977.	Product Support
<i>8 Auger Patch Kit, page 27</i>	Added new topic for Auger Repair kit 335464 (which supersedes kit 114382) with new illustration 1033677.	ECN 60895

Section	Summary of Change	Internal Use Only
<i>9 Drives (2011 and Prior, Manufactured Gearbox), page 29</i>	Superseded hex socket head screw 164223 with 135381.	ECN 50190
	Added hub 245805 as a service part for Sauer piston pump 187229 (item #4).	ECN 51105
	Superseded piston pump seal kit 133569 with 294890.	ECN 58058
	Added hub 245804, cap 326217, and key 326218 as service parts for Bosch piston pump (item #3).	ECN 62208
	Replaced text on the illustration with new references, made bolt 21491 hardware L (was R), updated illustration from 1008189 to 1045415.	Publications
	Updated illustration 1045415 to show hubs 245804 and 245805.	Parts
<i>10 Drives (2012 and Later, Weasler Gearbox), page 35</i>	Superseded hex socket head screw 164223 with 135381.	ECN 50190
	Added hub 245805 as a service part for Sauer piston pump 187229 (item #6).	ECN 51105
	Superseded piston pump seal kit 133569 with 294890.	ECN 58058
	Added gearbox cover 187481 and gearbox housing 187479 to the parts list. Superseded housing 187479 with 287914.	Product Support, ECN 56979
	Added hub 245804, cap 326217, and key 326218 as service parts for Bosch piston pump (item #5).	ECN 62208
	Corrected washer 18652 (was hardware B) between hex screw 135381 (hardware K) and sprocket (item #17) to washer 18637 (hardware Y). Added hubs 245804 and 245805 to piston pumps. Updated illustration from 1008191 to 1045652 show changes.	Parts
<i>11 Input Driveline, page 41</i>	Superseded safety chains kit 194530 with 171277.	ECN 46945
	Full drivelines 156945, 156946, 187225, and 187313 superseded by 187550, 187551, 187552, and 187553. Full driveline 187552 superseded by 301966. Outer guards 187255, 187317, 187315, 133644, and 133642 superseded by 322205, 322212, 322207, 322203, and 322202. Inner guards 187256, 187318, 187316, 133645, and 133643 superseded by 322211, 322257, 322208, 322209, and 322210. Half shafts 187257, 187317, 133649, 133648, 187258, 187318, 133653, and 133652 superseded by 322200, 322212, 322199, 322198, 322234, 322257, 322258, and 322259.	ECN 57414
<i>12 Hydraulics, page 45</i>	Filter 151975 now serviced by filter kit 183620.	ECN 52331
	Added seal kit 111978 to coupling 135237.	Publications
	Added gaskets 304658 as a service part for oil filler cap 133942. Superseded gaskets 304658 with gaskets kit 312706.	ECN 58244 ECN 60680
	Added O-rings to various fittings as service parts.	Publications
<i>13 Float Linkage and Components, page 51</i>	Flat washer 982 replaced by flat washer 174858.	ECN 43970
	Superseded spring assemblies 156511 and 156565 with spring assemblies 294729 and 294731.	ECN 56838
<i>14 Mechanical Center-Link with Float Indicator, page 55</i>	Replaced text on the illustration with new references, updated illustration from 1008225 to 1045474.	Publications

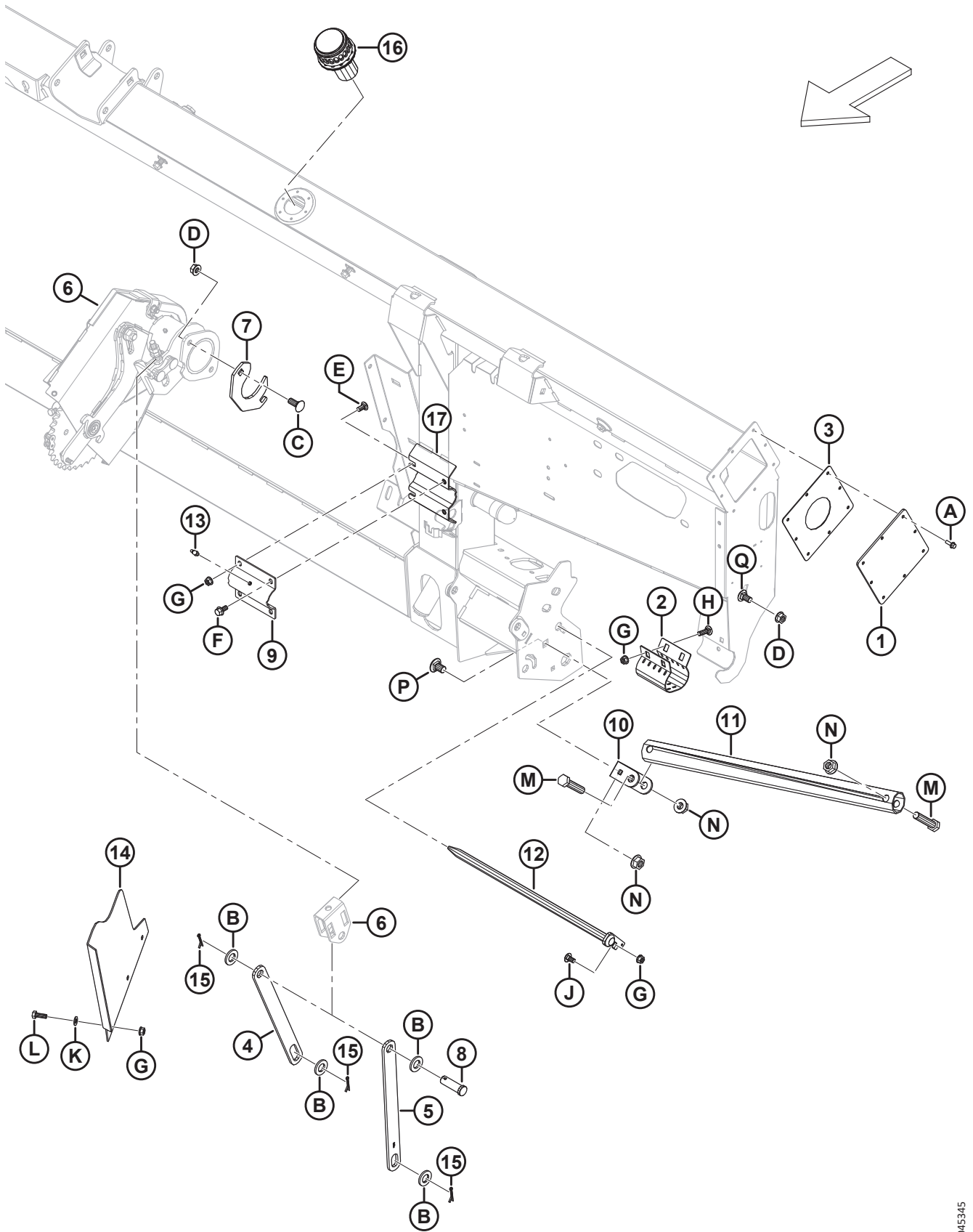
Section	Summary of Change	Internal Use Only
<i>15 Hydraulic Center-Link with Float and Tilt Indicators, page 59</i>	Replaced text on the illustration with new references; added hardware A, C, and D to the illustration; made washer 18596 hardware AA (was a), washer 20535 hardware AB (was b), and bolt 21566 hardware AC (was d); updated illustration from 1008232 to 1045482.	Publications
<i>16 Auto Header Height – Sensors, Linkage, and Harnesses, page 65</i>	Replaced text on the illustration with new references, updated illustration from 1008238 to 1045489.	Publications
<i>17 Hydraulic Selector – Header Tilt / Reel Fore-Aft, page 69</i>	Superseded selector valve repair kit 133813 with 279833. Superseded selector valve 133985 with 133418, added service parts. Added and revised footnotes throughout for clarity. Updated illustration from 1005246 to 1045510 to show changes.	ECN 54025
<i>19 Case IH 20 Series – Adapter Completion, page 77</i>	Made transition frame 133262, left lock bracket 133257, right lock bracket 133288 service only.	ECN 60007
	Superseded transition frame 133262 with kit 357903; added transition frame 347731, left anchor 347964, and right anchor 347965; added footnotes for clarity.	ECN 63393 ECN 64435
<i>20 Case IH 20 Series – Hydraulic/Electrical Completion, page 79</i>	Added O-rings to various fittings as service parts.	Publications
<i>21 Case IH and New Holland CR/CX – Adapter Completion, page 81</i>	Replaced text on the illustration with new references, updated illustration from 1008259 to 1045527.	Publications
	Replaced hair pin 21457 with 252993 for clevis pin 135655.	ECN 57388
<i>22 Case IH and New Holland CR/CX – Hydraulic/Electrical Completion, page 85</i>	Added O-rings to various fittings as service parts. Updated illustration from 1008262 to 1045541.	Publications
	Replaced harness 158974 with 153698.	ECN 54049
	Superseded electrical cover 133277 with electrical cover kit 301693; replaced multicoupler support 133265 with 133743; added cap 134053, screw 21947, lock spring washer 134011, and panel nut 134010. Updated illustration 1045541 to show changes.	ECN 64021
<i>24 John Deere 50 Series – Hydraulic/Electrical Completion, page 91</i>	Added O-rings to various fittings as service parts. Replaced text on the illustration with new references, updated illustration from 1008274 to 1045551.	Publications
<i>25 John Deere 60 Series – Hydraulic/Electrical Completion, page 95</i>	Replaced text on the illustration with new references, updated illustration from 1008281 to 1045552.	Publications
	Revised description of Faster multicoupler 129120, added service parts. Added Parker multicoupler 245820 as an alternate part.	ECN 51319
	Faster multicoupler 129120 superseded by 279718.	ECN 53629
	Parker multicoupler 245820 superseded by 302212, which is not sold separately. Revised footnote to include retaining ring 184603 as a service part.	ECN 57909
<i>26 CLAAS Lexion – Adapter Completion, page 99</i>	Superseded transition frame 187861 with 245357. Superseded support 133259 with 245246.	ECN 47643
	Superseded transition frame 245357 with 304654. Superseded lever 156779 with 304669.	ECN 58420

Section	Summary of Change	Internal Use Only
<i>27 CLAAS Lexion 400 Series – Hydraulic/Electrical Completion, page 101</i>	Replaced text on the illustration with new references, updated illustration from 1008285 to 1045559.	Publications
	Superseded reel speed sensor disc 133886 with 304533.	ECN 58547
<i>28 CLAAS Lexion 500 Series – Hydraulic/Electrical Completion, page 105</i>	Replaced text on the illustration with new references, updated illustration from 1008298 to 1045563.	Publications
	Superseded reel speed sensor disc 133886 with 304533.	ECN 58547
<i>30 AGCO – Hydraulic/Electrical Completion, page 111</i>	Added O-rings to various fittings as service parts. Replaced text on the illustration with new references, updated illustration from 1008300 to 1045582.	Publications
	Added Faster multicoupler 279737 (item #1); added service parts for multicoupler 279737. Parker multicoupler 187183 remains available as an alternative to Faster multicoupler 279737.	ECN 53629
<i>31 (Option) Auger Flighting Extensions and Stripper Bars, page 115</i>	Flighting kit B4829 superseded by B6434; flightings 133147 and 133148 replaced by 294077 and 294076.	ECN 54793
<i>33 (Option) Transition Filler Kit, page 119</i>	Added new topic for Transition Filler kit B5446 with new illustration 1045644.	Product Support
<i>34 (Option) European Transition Filler Kit, page 121</i>	Superseded plates 187856, 187857, 220122, and 220123 with plates 245912, 245891, 245910, and 245892.	ECN 51597
<i>Throughout</i>	Added/revised footnotes and serial number breaks for clarity. Removed text from parts illustrations (where applicable). Updated hardware descriptions. Replaced old hardware callouts with new ones to match the current callout style.	Publications

TABLE OF CONTENTS

Introduction	i
Abbreviations.....	ii
Serial Number Breaks	iii
Summary of Changes – CA20 (169011 Rev. G).....	iv
1 Frame and Components.....	1
2 Feed Deck (2011 and Prior)	3
3 Feed Deck (2012 and Later).....	9
4 Transition Pan Poly Kit	15
5 Adapter Corner and Center Fillers	17
6 Auger Assembly and Internal Components	19
7 Auger Dent Repair Kit.....	25
8 Auger Patch Kit	27
9 Drives (2011 and Prior, Manufactured Gearbox).....	29
10 Drives (2012 and Later, Weasler Gearbox)	35
11 Input Driveline	41
12 Hydraulics	45
13 Float Linkage and Components	51
14 Mechanical Center-Link with Float Indicator	55
15 Hydraulic Center-Link with Float and Tilt Indicators	59
16 Auto Header Height – Sensors, Linkage, and Harnesses	65
17 Hydraulic Selector – Header Tilt / Reel Fore-Aft	69
18 Decals.....	75
19 Case IH 20 Series – Adapter Completion.....	77
20 Case IH 20 Series – Hydraulic/Electrical Completion	79
21 Case IH and New Holland CR/CX – Adapter Completion.....	81
22 Case IH and New Holland CR/CX – Hydraulic/Electrical Completion	85
23 John Deere – Adapter Completion.....	89
24 John Deere 50 Series – Hydraulic/Electrical Completion	91
25 John Deere 60 Series – Hydraulic/Electrical Completion	95
26 CLAAS Lexion – Adapter Completion.....	99
27 CLAAS Lexion 400 Series – Hydraulic/Electrical Completion.....	101
28 CLAAS Lexion 500 Series – Hydraulic/Electrical Completion.....	105
29 AGCO – Adapter Completion	109
30 AGCO – Hydraulic/Electrical Completion	111
31 (Option) Auger Flighting Extensions and Stripper Bars.....	115
32 (Option) Knife Reverser Kit	117
33 (Option) Transition Filler Kit	119
34 (Option) European Transition Filler Kit.....	121
Index	124

1 Frame and Components

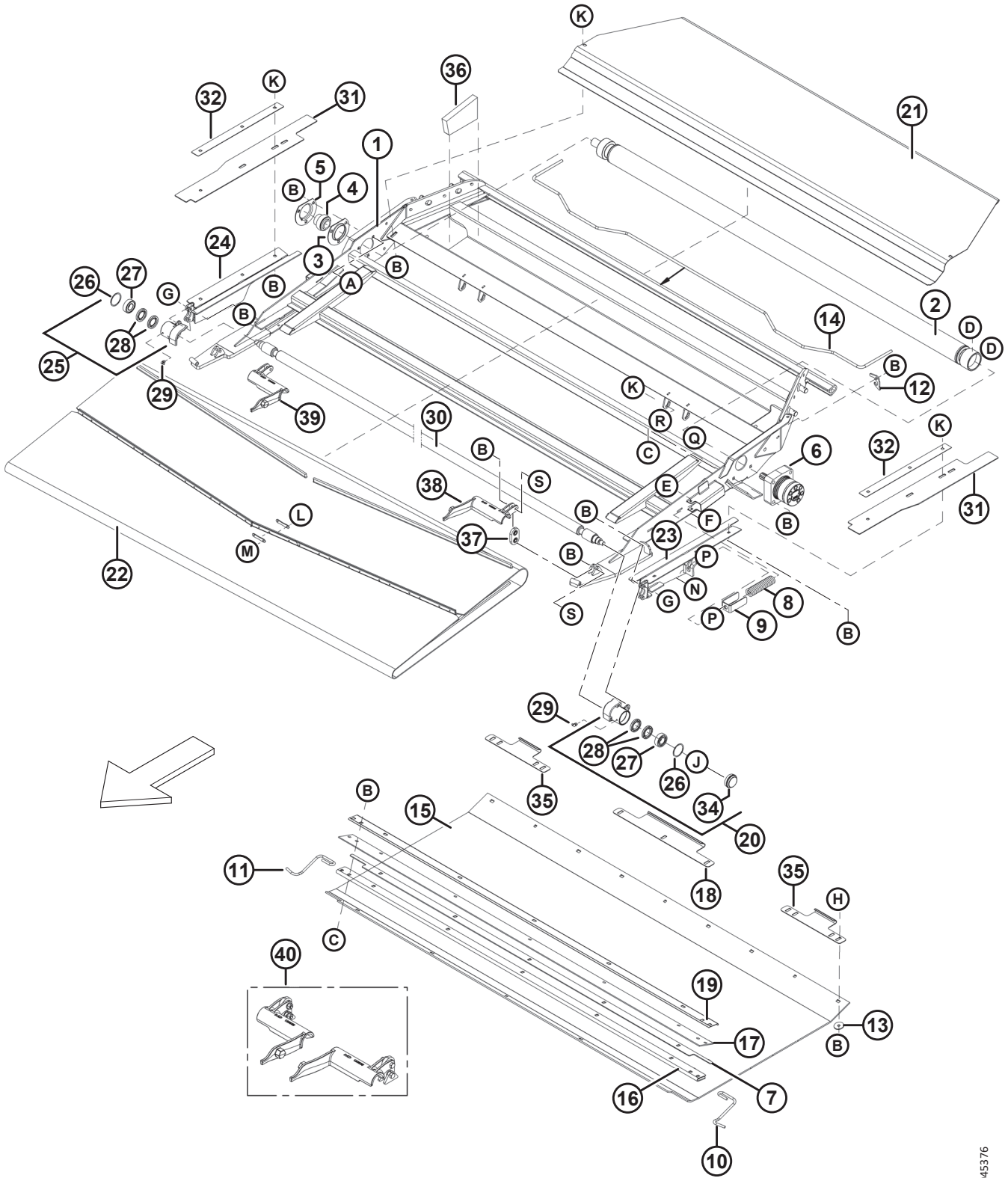


FRAME AND COMPONENTS

Ref	Part Number	Description	Qty	Serial Number
1	151411	COVER – FRAME, LH AND RH	2	-179759
	187101	COVER – FRAME, LH AND RH	2	179760-
2	156703	CLAMP	1	
3	133460	GASKET – END CAP	2	-179759
	187112	GASKET – END CAP	2	179760-
4	133160	BAR – AUGER SUPPORT, REAR LINK	2	
5	133161	BAR – AUGER SUPPORT, FRONT LINK	2	
6	REF	AUGER – DRIVE ASSEMBLY ¹		
7	151470	CLAMP – PLATE	1	
8	18626	PIN – CLEVIS, 19 MM DIA. X 46 MM EFFECTIVE LENGTH	2	
9	123629	CLAMP – AUGER PIVOT (INCLUDES LUBE FITTING) ²	2	
10	187520	ANCHOR – STRUT	1	
11	156237	TUBE – STRUT	1	-216499
	187898	TUBE – STRUT	1	216500-
12	187947	PIN	2	
13	21010	FITTING – LUBE 90°, 1/4 IN. NF	4	
14	151971	DEFLECTOR – POLY, LH	1	
	151376	DEFLECTOR – POLY, RH	1	
15	18648	PIN – COTTER	6	
16	156906	PLUG – FILLER, OIL RESERVOIR	1	-174609
	133942	CAP – OIL FILLER ³	1	174610-
17	156682	BRACKET – AUGER PIVOT (PART OF FRAME)	1	
A	30693	BOLT – HEX FLG SER HD 3/8-16 X .5 GR5-AA1J		
B	112130	WASHER – HARD ASTM F436 3/4 IN. NOM. ID ABOC		
C	21471	BOLT – RHSN 1/2-13 X 1.25 GR5 AA1J		
D	50186	NUT – FLG LK DT 1/2-13 UNC GR5 AA1J		
E	21863	BOLT – RHSSN 3/8-16 X 0.75 LG GR5 AA1J		
F	21821	BOLT – HEX FLG SER HD 3/8-16 X 0.75 GR5-AA1J		
G	30228	NUT – FLG DT SM FACE 3/8-16 UNC-GR5-AA1J		
H	19966	BOLT – RHSN 3/8-16 X 1.25-GR5-AA1J		
J	21472	BOLT – RHSN 3/8-16 X .75-GR5-AA1J		
K	18598	WASHER – FLAT SAE 13/32 ID X 13/16 IN OD AA1J		
L	20077	BOLT – HEX HD TFL 3/8-16 X 1.0 GR5-AA1J		
M	21583	BOLT – HEX HD 5/8-11 X 3.0 GR5-AA1J		
N	50225	NUT – FLG DT 5/8-11 UNC GR5 AA1J		
P	117015	BOLT – RHSSN 5/8-11 X 1.0 GR5-AA1J		
Q	21066	BOLT – RHSN 1/2-13 X 1-GR5-AA1J		

1. Refer to Section 6 *Auger Assembly and Internal Components*, page 19.
2. Includes one lube fitting (MD #21010).
3. Service gaskets with gaskets kit (MD #312706).

2 Feed Deck (2011 and Prior)



FEED DECK (2011 AND PRIOR)

NOTE:

Refer to the following when replacing the feed deck carrier (MD #220506):

- For units with serial numbers up to and including serial number 174609: if the feed deck carrier requires replacement, order the complete feed deck assembly (MD #220505) as well as two pins (MD #187947) and six hex head bolts (MD #20077); refer to Section *1 Frame and Components, page 1* for the pin and bolts.
- For units with serial numbers from 174610 to 207009: if the feed deck carrier requires replacement, order the feed deck carrier (MD #220506) and the feed deck pan (MD #187945) as well as two pins (MD #187947) and six hex head bolts (MD #20077); refer to Section *1 Frame and Components, page 1* for the pin and bolts.
- For more information, refer to Service Bulletin SB1051.

Ref	Part Number	Description	Qty	Serial Number
	220505	DECK ASSEMBLY – COMPLETE		-216509
1	220506	DECK – FEED, CARRIER ⁴	1	-216509
2	133988	ROLLER – DRIVE, VULCANIZED	1	-174609
	133891	ROLLER – DRIVE, VULCANIZED	1	174610-216509
3	100589	FLANGE – CROPPED, INNER	1	-216509
4	21859	BEARING – 1-3/16 IN. BORE	1	-216509
5	100590	FLANGE – CROPPED, OUTER, C/W LUBE FITTING	1	-216509
6	151981	MOTOR – DRAPER DRIVE, C/W KEY	1	-174609
	133615	MOTOR – DRAPER DRIVE, C/W SPLINED SHAFT	1	174610-216509
	37181	SEAL KIT (FOR DRAPER DRIVE MOTOR 151981 AND 133615) ⁵	1	
	2149	KEY (FOR DRAPER DRIVE MOTOR 151981) ⁶	1	
7	133130	BAR – FEED DECK COVER	1	-216509
8	43521	SPRING – COMPRESSION, DRAPER TENSION	2	-174609
	133946	SPRING – COMPRESSION, DRAPER TENSION	2	174610-216509
9	130246	RETAINER – SPRING	2	-216509
10	156704	ROD – HINGE, LH	1	-216509
11	133367	ROD – HINGE, RH	1	-216509
12	156365	LATCH – FEED DECK DOOR	1	-216509
13	16652	WASHER – FLAT	9	-216509
14	156363	HANDLE – DECK	1	-216509
15	156383	PAN – POLY	1	-216509
16	156563	CHANNEL – FRONT, FEED DECK COVER	1	-216509
17	156773	SEAL – RUBBER	1	-216509
18	133900	HOOK – REAR, CENTER SECTION ⁷	1	-216509
19	156361	STRAP – FRONT	1	-216509

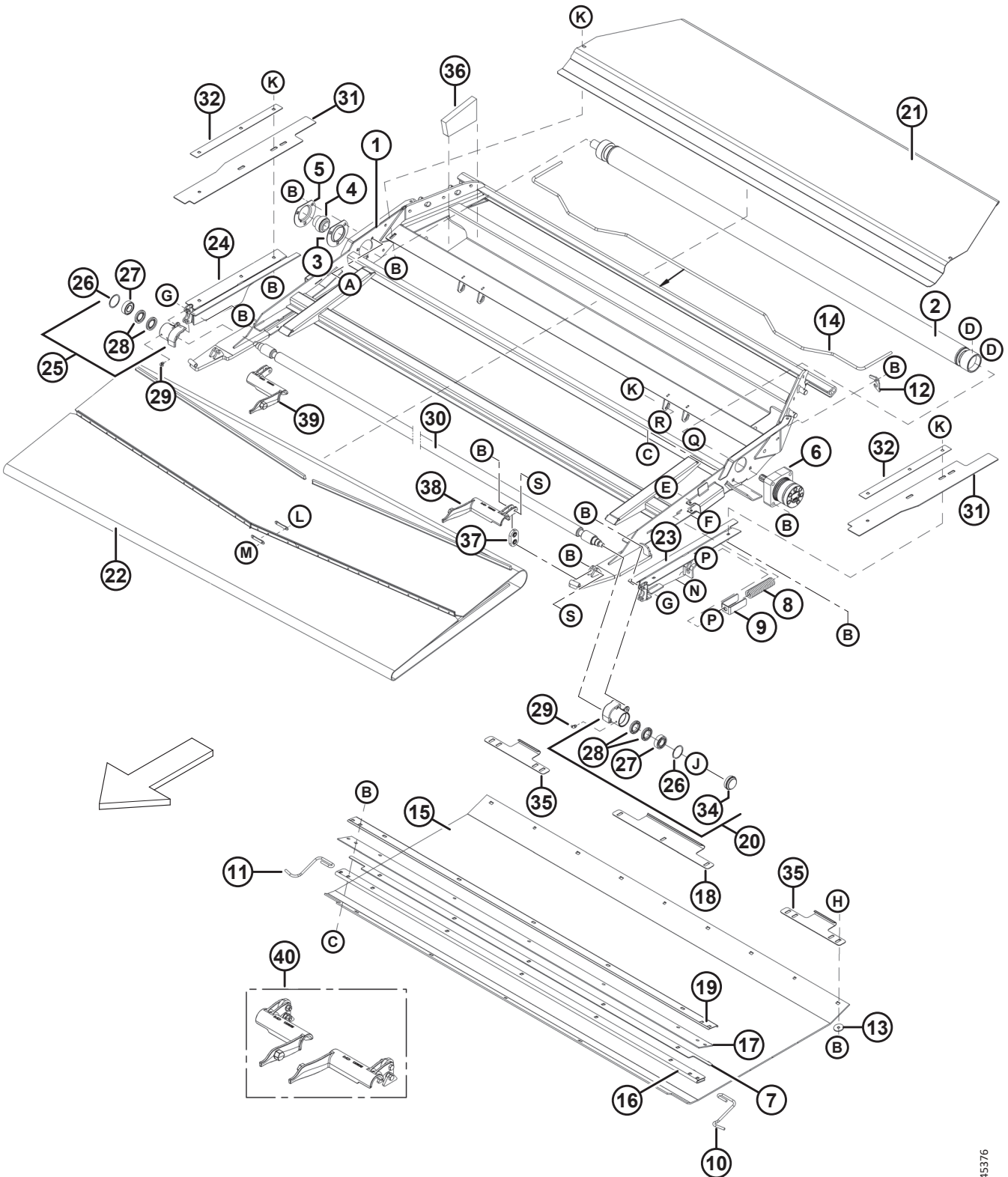
4. The Feed Deck Front Link Upgrade kit (MD #123719) is required when ordering the feed deck carrier (MD #220506) for units made in model year 2011 and prior.

5. The seal kit is used for the draper drive motors (MD #151981 and MD #133615).

6. The key is used for the keyed draper drive motor (MD #151981) only.

7. For units with serial numbers up to and including serial number 174609, order one center section rear hook (MD #133900) and two outside section rear hooks (MD #133899) when replacing a one-piece hook.

FEED DECK (2011 AND PRIOR)



1045376

FEED DECK (2011 AND PRIOR)

Ref	Part Number	Description	Qty	Serial Number
20	133126	HOUSING ASSEMBLY – LH (INCLUDES ITEMS #26, 27, 28) ⁸	1	-216509
21	220852	PAN – FEED DECK STAINLESS	1	-216509
22	133131	DRAPER – FEED DECK	1	-216509
23	187913	IDLER ARM – LH	1	-216509
24	187914	IDLER ARM – RH	1	-216509
25	133124	HOUSING ASSEMBLY – RH (INCLUDES ITEMS #26, 27, 28) ⁸	1	-216509
26	118011	RING – RETAINING, INTERNAL	2	-216509
27	368457	KIT – BEARING W/ INSTRUCTION ⁹	2	-216509
28	100862	SEAL – OIL	4	-216509
29	21010	FITTING – LUBE, 90°, 1/4 IN. NF	2	-216509
30	156286	SHAFT – IDLER ROLLER	1	-216509
31	187948	SEAL – FEED DRAPER POLY	2	-216509
32	156526	RETAINER – SIDE	2	-216499
	187949	RETAINER – SIDE	2	216500-216509
33	130283	CONNECTOR – DRAPER	28	-216509
34	133372	CAP – DUST	2	-216509
35	133899	HOOK – REAR, OUTSIDE SECTION ⁷	2	-216509
36	133892	PLUG – FOAM 2	2	-216509
37	187732	LINK – HOOK ASSEMBLY	2	-216509
38	123935	SUPPORT – ADAPTER LINK, LH	1	-216509
39	123936	SUPPORT – ADAPTER LINK, RH	1	-216509
40	123719	KIT – FEED DECK FRONT LINK UPGRADE ¹⁰	A/R	-216499
A	19965	BOLT – RHSN 3/8-16 X 1-GR5-AA1J		
B	30228	NUT – FLG DT SM FACE 3/8-16 UNC-GR5-AA1J		
C	19966	BOLT – RHSN 3/8-16 X 1.25-GR5-AA1J		
D	132451	SCREW – SET, HEX SOCKET HEAD, 3/8 NC X 3/8 IN.		-174609
E	21558	BOLT – HEX HD 5/16-18 X 0.75 GR5-AA1J		
F	18690	NUT – HEX LK DT 5/16-18 UNC GR5-AA1J		
G	21264	BOLT – HEX HD 3/8-16 X 1.25 GR5-AAJ		
H	21472	BOLT – RHSN 3/8-16 X .75-GR5-AA1J		
J	50225	NUT – FLG DT 5/8-11 UNC GR5 AA1J		
K	21863	BOLT – RHSSN 3/8-16 X 0.75 LG GR5 AA1J		
L	135630	SCREW – BHRN #12-24 NC X 0.920 IN. LG (QTY 50) ¹¹		
M	135626	NUT – CSK CENTER LOCK #12-24 NC (QTY 50) ¹²		
N	135906	BOLT – HEX HD TFL 5/8-11 X 7.5 GR5 AA1J		

8. The housing assembly includes one retaining ring (MD #118011), one ball bearing (MD #368457), and two oil seals (MD #100862).

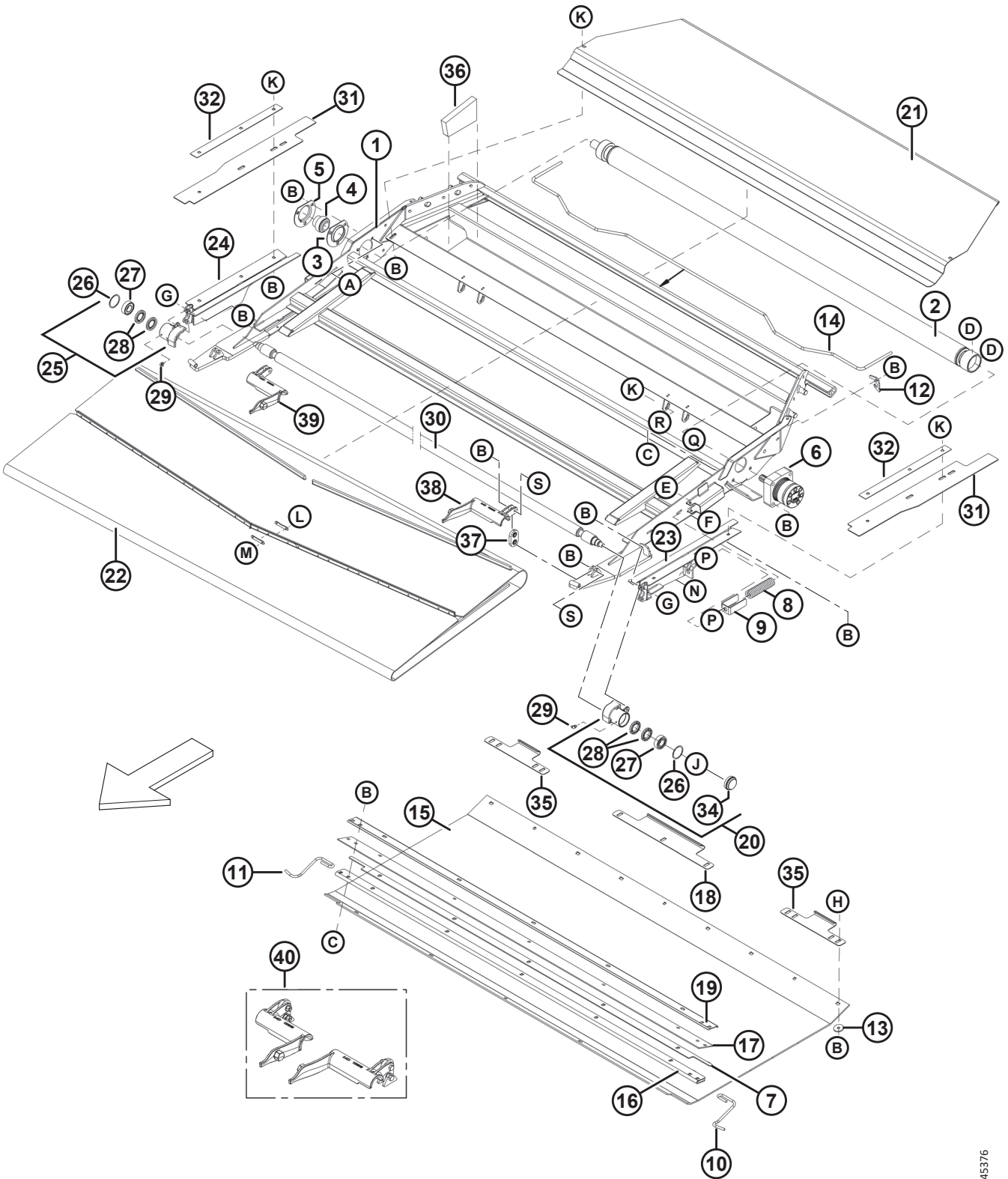
9. This kit includes one 52 mm O.D. ball bearing (NSS) and instructions.

10. This kit is used to service superseded link latches (MD #133442 and MD #133444). The kit includes two links (MD #187732), one LH adapter link support (MD #123935), one RH adapter link support (MD #123936), four bolts (MD #21561), four nuts (MD #30228), locating templates (NSS), and instructions.

11. Pack of 50 screws (MD #135630); can be ordered as a quantity of one (MD #49671).

12. Pack of 50 nuts (MD #135626); can be ordered as a quantity of one (MD #30669).

FEED DECK (2011 AND PRIOR)

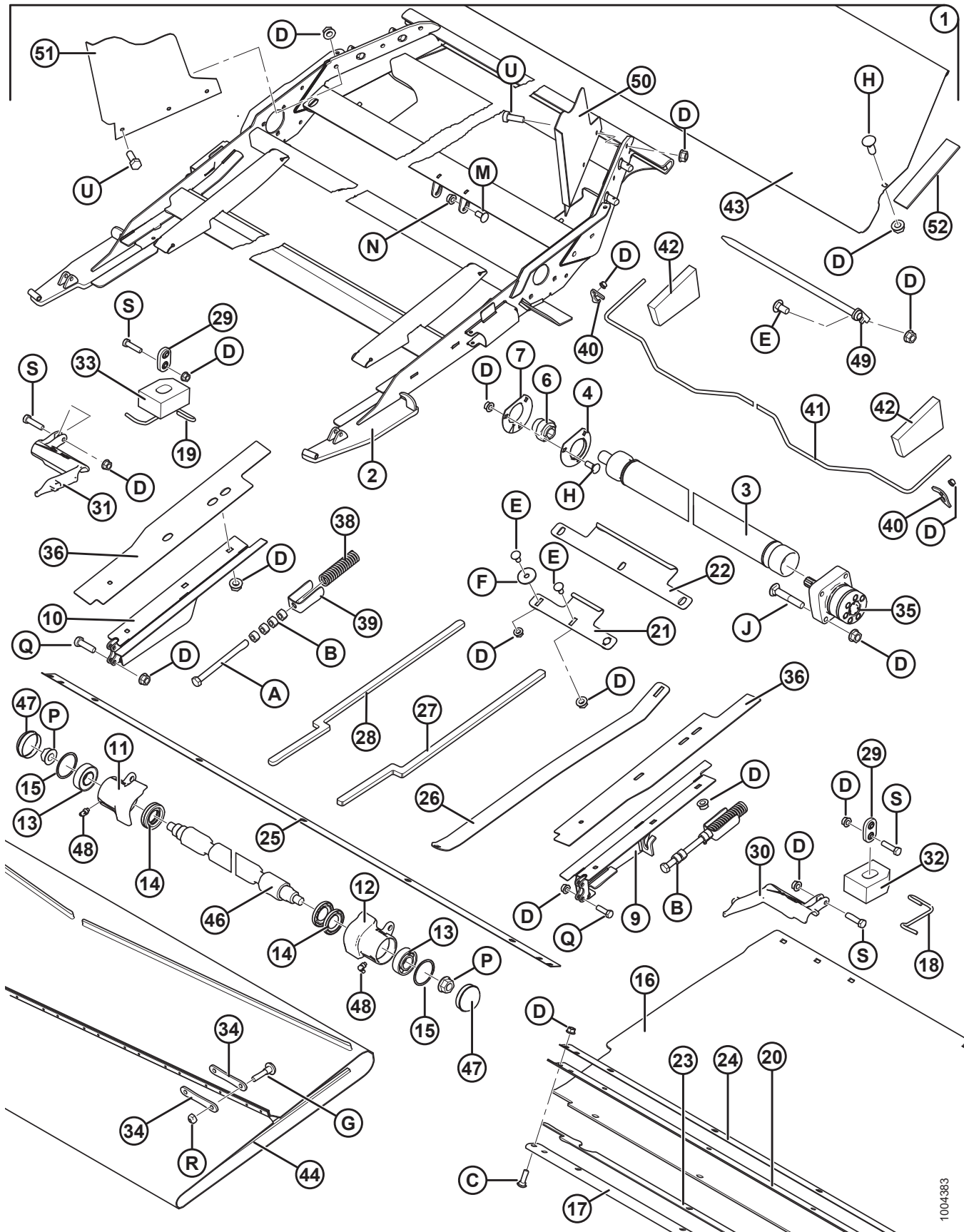


1045376

FEED DECK (2011 AND PRIOR)

Ref	Part Number	Description	Qty	Serial Number
P	18592	NUT – HEX 5/8-11 UNC-GR5-ZINC		
Q	21485	BOLT – RHSN 3/8 NC X 2.25 LG GR5 AA1J		
R	21452	NUT – FLG SER FACE 3/8-16 UNC GR5 AA1J		
S	21561	BOLT – HEX HD 3/8-16 X 1.5 GR5-AA1J		

3 Feed Deck (2012 and Later)



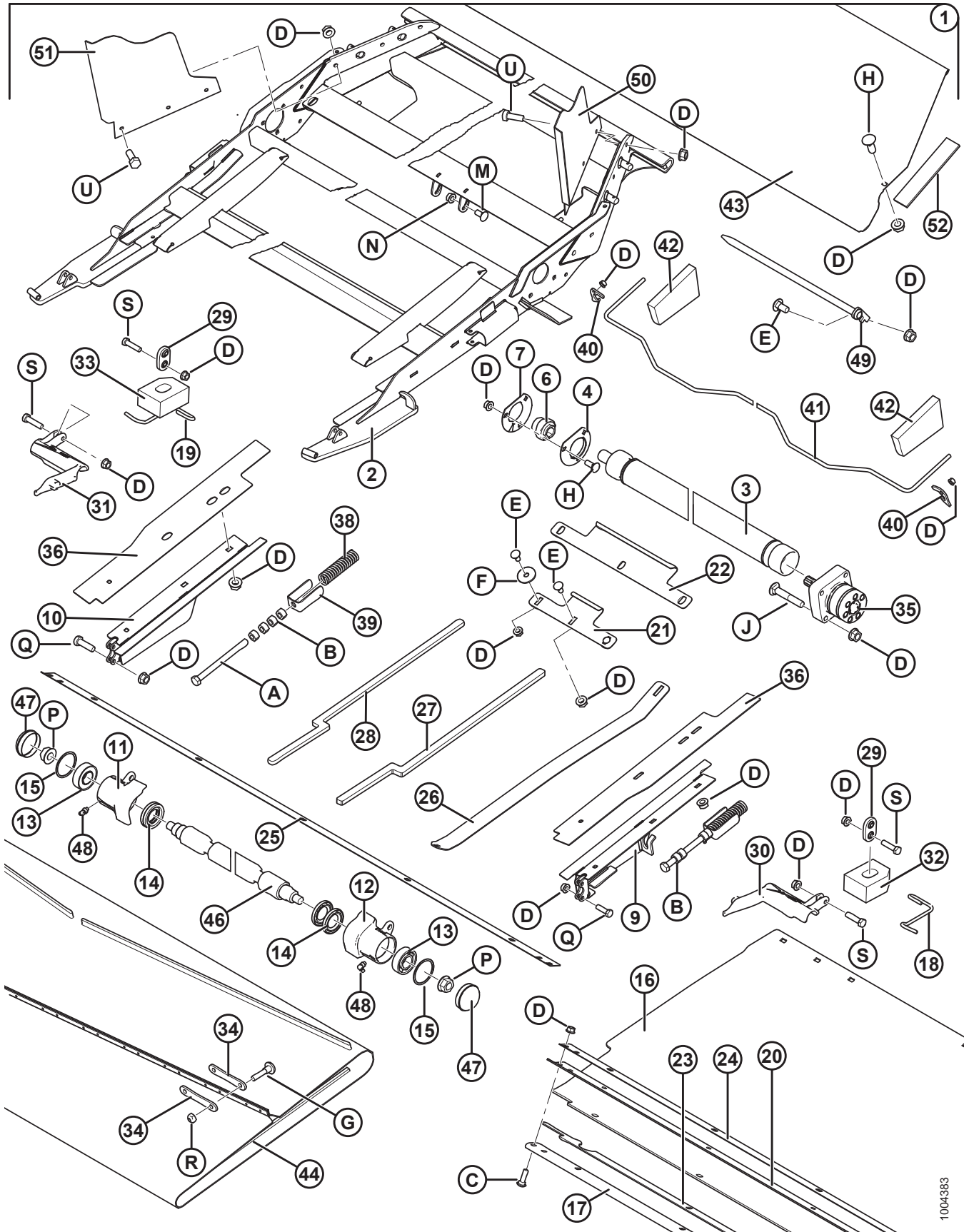
1004383

FEED DECK (2012 AND LATER)

Ref	Part Number	Description	Qty	Serial Number
1	245673	ASSY – ADAPTER FEED DECK COMPLETE	1	216510–
2	245672	CARRIER – FEED DECK WELDMENT	1	216510–
3	133891	ROLLER – DRIVE (COATED) ¹³	1	216510–
4	100589	FLANGE – CROPPED	1	216510–
5	49306	FLANGE – NOT CROPPED (NOT ILLUSTRATED) ¹⁴	A/R	216510–
6	21859	BEARING – SPH OD EXT INNER RACE 1-3/16 BORE	1	216510–
7	100590	FLANGE – CROPPED	1	216510–
8	30661	FLANGE – NOT CROPPED (NOT ILLUSTRATED) ¹⁴	A/R	216510–
9	279670	IDLER ARM – WELDT, LH	1	216510–
10	279671	IDLER ARM – WELDT, RH	1	216510–
11	133124	HOUSING ASSY – IDLER CUP, RH ¹⁵	1	216510–
12	133126	HOUSING ASSY – IDLER CUP, LH ¹⁵	1	216510–
13	368457	KIT – BEARING W/ INSTRUCTION ¹⁶	2	216510–
14	100862	SEAL – OIL	4	216510–
15	118011	RING – RETAINING INTERNAL	2	216510–
16	220446	PAN – POLYETHYLENE (2012–2015) ¹⁷	A/R	216510–285419
	245675	PAN – POLYETHYLENE ¹⁸	1	285420–
17	156563	BAR	1	216510–
18	156704	ROD – HINGE, LH	1	216510–
19	133367	ROD – HINGE, RH	1	216510–
20	156773	SEAL	1	216510–
21	220447	HOOK – REAR	2	216510–
22	133900	HOOK – REAR, CENTER	1	216510–
23	220449	BAR – POLY PAN, FRONT	1	216510–
24	220380	STRAP – FRONT	1	216510–
25	220381	STRAP – FRONT LOWER	1	216510–

13. Roller alignment must be checked and feed draper motor shim kit (MD #304748) installed if required. Misalignment of the feed draper drive motor and drive roller causes stress in the motor shaft and roller bore, leading to premature wear and failure. The kit provides the required shims when replacing a failed feed draper drive motor or driver roller, or to correct misalignment between the drive motor and drive roller. See instruction MD #215035 for installation. The shim kit includes eight 0.6 mm shims (NSS), eight 0.4 mm shims (NSS), 4 flange nuts (MD #21452), and 4 hex nuts (MD #135927).
14. Not illustrated.
15. The housing assembly includes one ball bearing (MD #368457), two oil seals (MD #100862), and one retaining ring (MD #118011).
16. This kit includes one 52 mm O.D. ball bearing (NSS) and instructions.
17. Service part only for model year 2012–2015 combine adapters that have NOT been serviced with feed deck carrier (MD #245672) or complete feed deck assembly (MD #245673). For model year 2016 and later combine adapters, or for combine adapters that have been serviced with feed deck carrier (MD #245672) or complete feed deck assembly (MD #245673), order polyethylene pan (MD #245675).
18. Service part only for model year 2016 and later combine adapters, or for combine adapters that have been serviced with feed deck carrier (MD #245672) or complete feed deck assembly (MD #245673).

FEED DECK (2012 AND LATER)



1004383

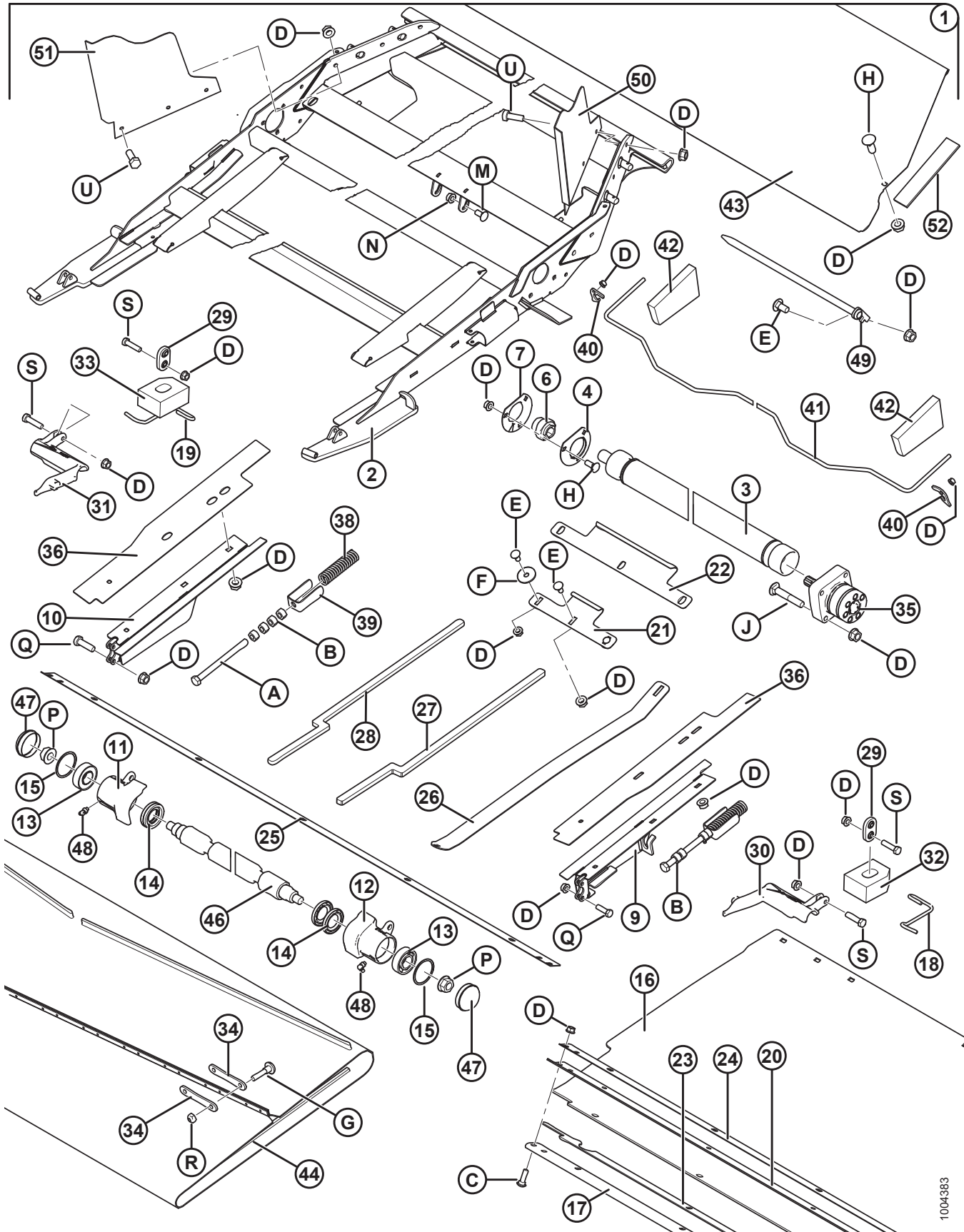
FEED DECK (2012 AND LATER)

Ref	Part Number	Description	Qty	Serial Number
26	220237	SUPPT – POLY PAN, LIFTER	3	216510–
27	220339	BLOCK – FOAM DECK, LH (2012–2015) ¹⁹	A/R	216510–285419
28	220342	BLOCK – FOAM DECK, RH (2012–2015) ¹⁹	A/R	216510–285419
29	187732	LINK – HOOK ASSY	2	216510–
30	123935	SUPPORT – ADAPTER LINK MACHINED, LH	1	216510–
31	123936	SUPPORT – ADAPTER LINK MACHINED, RH	1	216510–
32	220338	BLOCK – FOAM SKID, LH	1	216510–
33	220343	BLOCK – FOAM SKID, RH	1	216510–
34	130283	STRAP – DRAPER CONN	28	216510–
35	245122	MOTOR – HYDRAULIC, PARKER (4 BOLT) ¹³	1	216510–
	245316	SEAL KIT		
	304748	KIT – FEED DRAPER MOTOR SHIM ¹³	A/R	
36	187948	SEAL – FEED DRAPER, POLY	2	216510–
38	133946	SPRING – COMPRESSION	2	216510–
39	130246	RETAINER – SPRING	2	216510–
40	156365	LATCH	2	216510–
41	156363	HANDLE	1	216510–
42	133892	PLUG	2	216510–
43	220852	PAN – STAINLESS STEEL	1	216510–
44	304454	DRAPER – 1988 MM (78.3 IN.) W X 1712 MM LG	1	216510–
46	156286	SHAFT – IDLER ROLLER	1	216510–
47	133372	CAP – DUST	2	216510–
48	21301	FITTING – LUBRICATION	2	216510–
49	187947	PIN – WELDT	2	216510–
50	151971	DEFLECTOR – POLY, LH	1	216510–
51	151376	DEFLECTOR – POLY, RH	1	216510–
52	248469	SEAL – FOAM	2	216510–
A	135906	BOLT – HEX HD TFL 5/8-11 X 7.5 GR5 AA1J		
B	18592	NUT – HEX 5/8-11 UNC-GR5-ZINC		
C	19966	BOLT – RHSN 3/8-16 X 1.25-GR5-AA1J		
D	30228	NUT – FLG DT SM FACE 3/8-16 UNC-GR5-AA1J		
E	21472	BOLT – RHSN 3/8-16 X .75-GR5-AA1J		
F	16652	WASHER – FLAT		
G	135630	SCREW – BHRN #12-24 NCX 0.920 IN. LG (50 PACK) ²⁰		
H	19965	BOLT – RHSN 3/8-16 X 1-GR5-AA1J		
J	21485	BOLT – RHSN 3/8 NC X 2.25 LG GR 5 AA1J		
M	21863	BOLT – RHSSN 3/8-16 X 0.75 LG GR5 AA1J		

19. Service part only for model year 2012–2015 combine adapters that have NOT been serviced with feed deck carrier (MD #245672) or complete feed deck assembly (MD #245673). Not required on model year 2016 and later combine adapters, or for combine adapters that have been serviced with feed deck carrier (MD #245672) or complete feed deck assembly (MD #245673).

20. Pack of 50 screws (MD #135630); can be ordered as a quantity of one (MD #49671).

FEED DECK (2012 AND LATER)



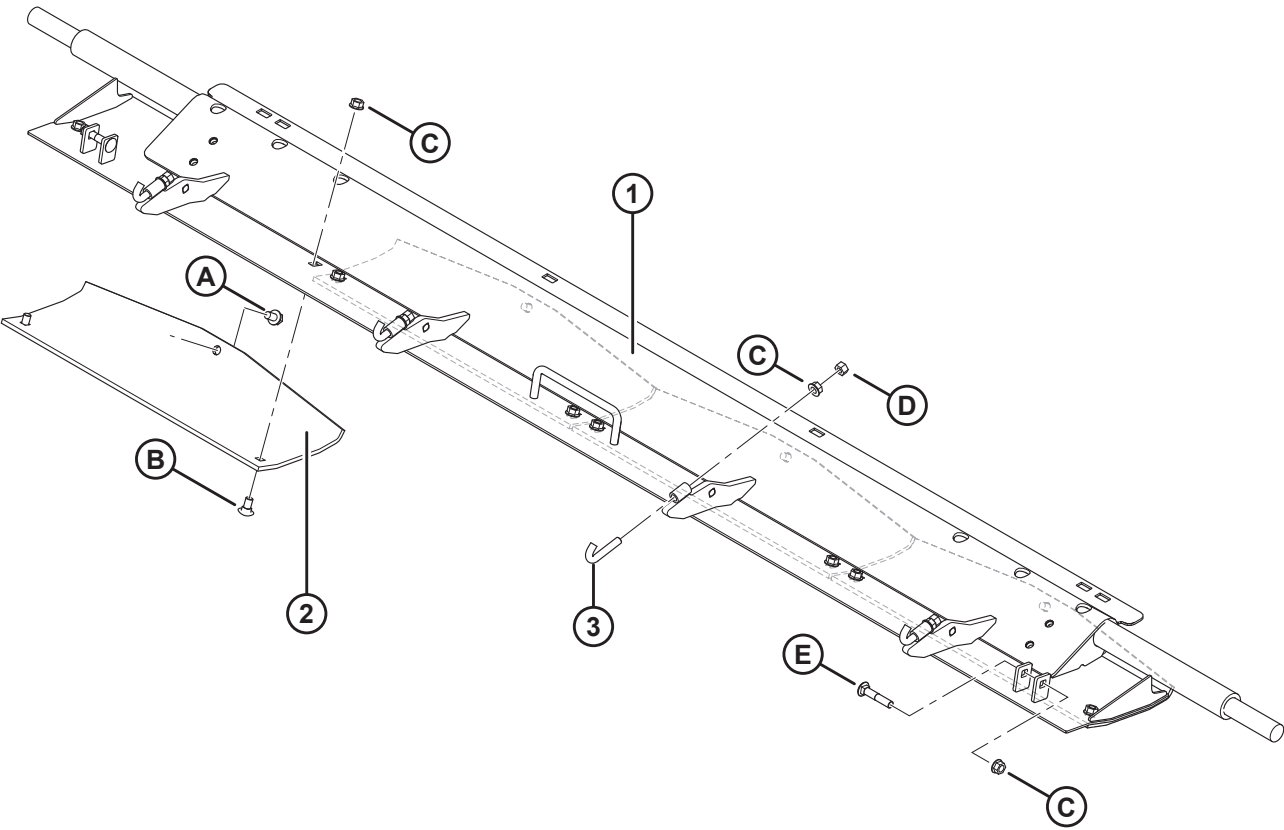
1004383

FEED DECK (2012 AND LATER)

Ref	Part Number	Description	Qty	Serial Number
N	21452	NUT – FLG SER FACE 3/8-16 UNC GR5 AA1J		
P	50225	NUT – FLG DT 5/8-11 UNC GR5 AA1J		
Q	21264	BOLT – HEX HD 3/8-16 X 1.25 GR5-AA1J		
R	135626	NUT – CSK CENTER LOCK #12-24 NC (50 PACK) ²¹		
S	21561	BOLT – HEX HD 3/8-16 X 1.5 GR5-AA1J		
U	20077	BOLT – HEX HD TFL 3/8-16 X 1.0 GR5-AA1J		

21. Pack of 50 nuts (MD #135626); can be ordered as a quantity of one (MD #30669).

4 Transition Pan Poly Kit

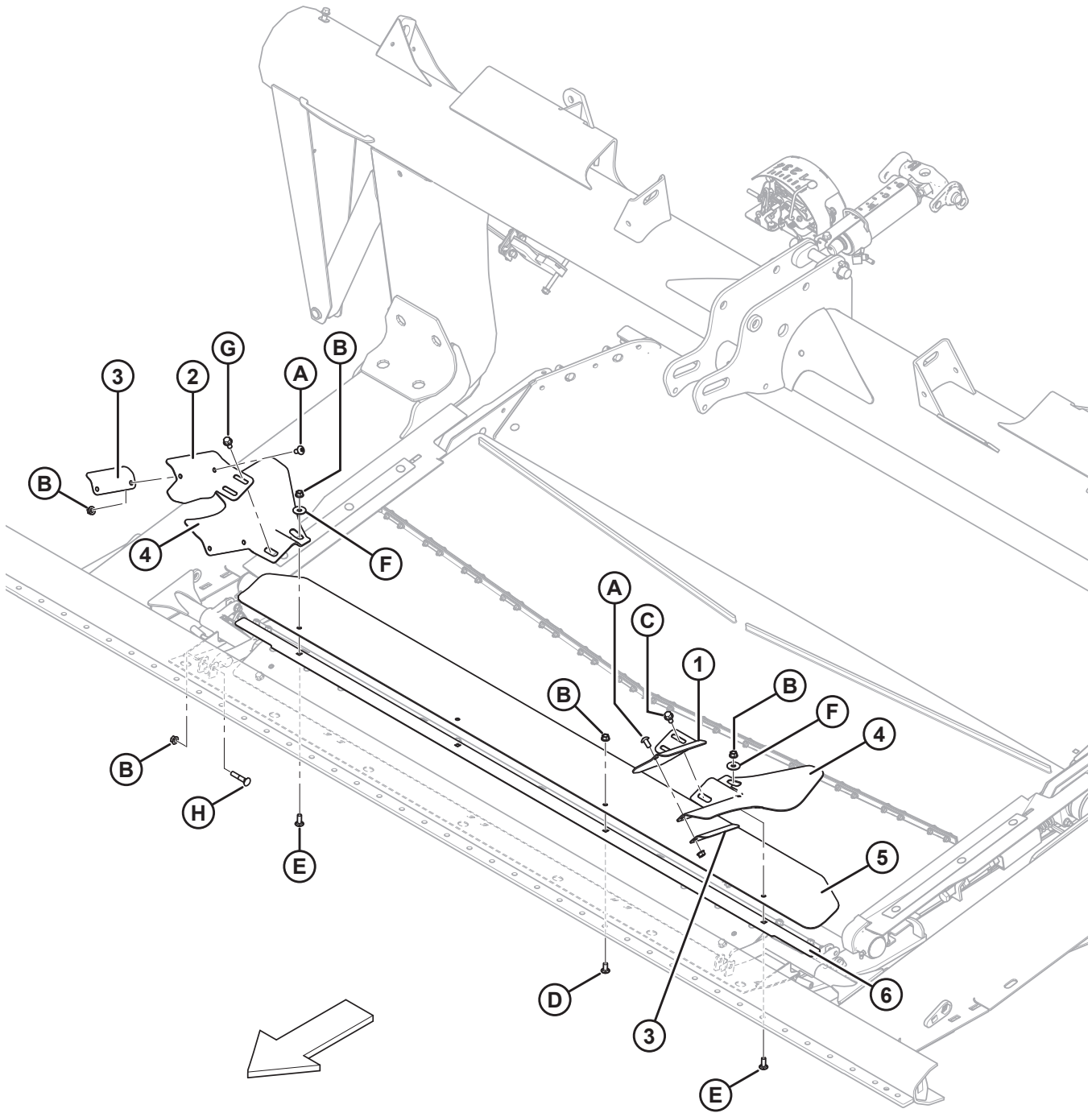


TRANSITION PAN POLY KIT

Ref	Part Number	Description	Qty	Serial Number
	B4828	KIT- TRANSITION PAN POLY ²²		
1	187988	PAN – RIGID TRANSITION, WELDMENT	1	
2	151551	SHOE – SKID	4	
3	156868	J-BOLT – 3/8 NC	4	
A	101898	SCREW – HEX WASH HD 3/8 NC X 5/8		
B	21472	BOLT – RHSN 3/8-16 X .75-GR5-AA1J		
C	30228	NUT – FLG DT SM FACE 3/8-16 UNC-GR5-AA1J		
D	18590	NUT – HEX 3/8-16 UNC GR 5 ZP		
E	21470	BOLT – RHSN 3/8 NC X 2.0 GR5 AA1J		

22. The kit includes four skid shoes (MD #151551), four screws (MD #101898), eight bolts (MD #21472), and eight nuts (MD #30228). Kits are available through Whole Goods only.

5 Adapter Corner and Center Fillers



ADAPTER CORNER AND CENTER FILLERS

Ref	Part Number	Description	Qty	Serial Number
	279028	KIT – CORNER AND CENTER FILLER ²³		
1	123613	SUPPORT – LH CORNER FILLER	1	
2	123614	SUPPORT – RH CORNER FILLER	1	
3	123647	RETAINER – CORNER FILLER FLAP	2	
4	187928	FLAP – CORNER FILLER	2	
5	220199	FLAP – CENTER FILLER	1	
6	220200	RETAINER – CENTER FLAP	1	
A	135157	SCREW – MACHINE		
B	30228	NUT – FLG DT SM FACE 3/8-16 UNC-GR5-AA1J		
C	21821	BOLT – HEX FLG SER HD 3/8-16 X 0.75 GR5-AA1J		
D	21863	BOLT – RHSSN 3/8-16 X 0.75 LG GR5 AA1J		
E	100456	BOLT – RHSSN 3/8-16 X 1.0 GR5-AA1J		
F	19685	WASHER – FLAT		
G	101898	SCREW – HEX WASH HD 3/8 NC X 5/8		
H	21470	BOLT – RHSN 3/8 NC X 2.0 GR5 AA1J		

23. The kit includes all listed parts, hardware, and instructions.

AUGER ASSEMBLY AND INTERNAL COMPONENTS

Ref	Part Number	Description	Qty	Serial Number
	151760	AUGER AND DRIVE ASSEMBLY – COMPLETE		
1	151766	COVER – DRIVE, AUGER LH	1	–195759
	187432	COVER – DRIVE, AUGER LH	1	195760–
2	156178	WASHER – THRUST, 29 MM I.D. X 44.5 MM O.D. X 3 MM THICK	2	
3	135484	NUT – HEX REGULAR, 1 1/8 X 12-GR5-AA1J	2	
4	7910	BEARING – CONE, C/W SEAL	4	
5	151793	SPROCKET – RC 60, 37 TEETH	1	
6	151762	HUB (INCLUDES ITEMS #8 AND 9) ²⁴	1	
7	133333	RETAINER – NUT	1	
8	21545	RING – INTERNAL RETAINING	4	
9	7900	BEARING – CUP	4	
10	133157	BRACKET – ADJUSTER	2	–195759
	187427	BRACKET – ADJUSTER	2	195760–
11	133199	SPACER – ADJUSTER BRACKET, INTERNAL	4	
12	9333	SPROCKET (INCLUDES ITEMS #13 AND 14) ²⁵	1	
13	795	RING – RETAINING	2	
14	9213	BEARING – BALL	1	
15	151691	SPROCKET – RC 60, 16 TEETH	1	
16	151673	SEAL – AUGER	1	
17	156881	CHAIN – ROLLER, RC 60, 56 LINKS C/W CONNECTOR	1	
18	156459	STOP – DRUM	1	
19	156101	HUB – ASSEMBLY (INCLUDES ITEMS #8 AND 9) ²⁴	1	
20	156059	SPINDLE – DISC	1	
21	151570	SUPPORT – AUGER RH	1	–195759
	187421	SUPPORT – AUGER RH	1	195760–
22	151288	DRUM – RETRACTING TINE	1	
	294047	KIT – AUGER FLIGHTING SERVICE KIT ²⁶	OPT	
23	187620	SHAFT – AUGER	1	
24	156405	BLOCK – AUGER	1	
25	123055	BUSHING – AUGER FINGER	26	
	274276	KIT – SPLIT FINGER HOLDER 5X ²⁷	OPT	
26	133783	HOUSING – CLUTCH ²⁸	1	
27	156744	PLATE – BALL CAGE	1	
28	156749	BALL	3	
29	156745	ARM – CLUTCH ACTIVATOR	1	
30	133883	BRAKE – DISK, WITH BUSHING	1	

24. The hub includes two retaining rings (MD #21545) and two bearings (MD #7900).

25. The sprocket includes two retaining rings (MD #795) and one ball bearing (MD #9213).

26. This kit is used to replace worn auger flighting for CA20 Combine Adapters. The kit includes all required flighting replacement parts (NSS) and instructions.

27. Split finger holders simplify field replacement of auger finger bushings (MD #123055). The kit includes five split finger holders (NSS), five hair pins (MD #123180), ten bolts (MD #252703), ten tee nuts (MD #197263), and instructions.

28. Order clutch plate (MD #133949) when replacing clutch housing (MD #133783) for units with serial numbers up to and including serial number 174609.

AUGER ASSEMBLY AND INTERNAL COMPONENTS

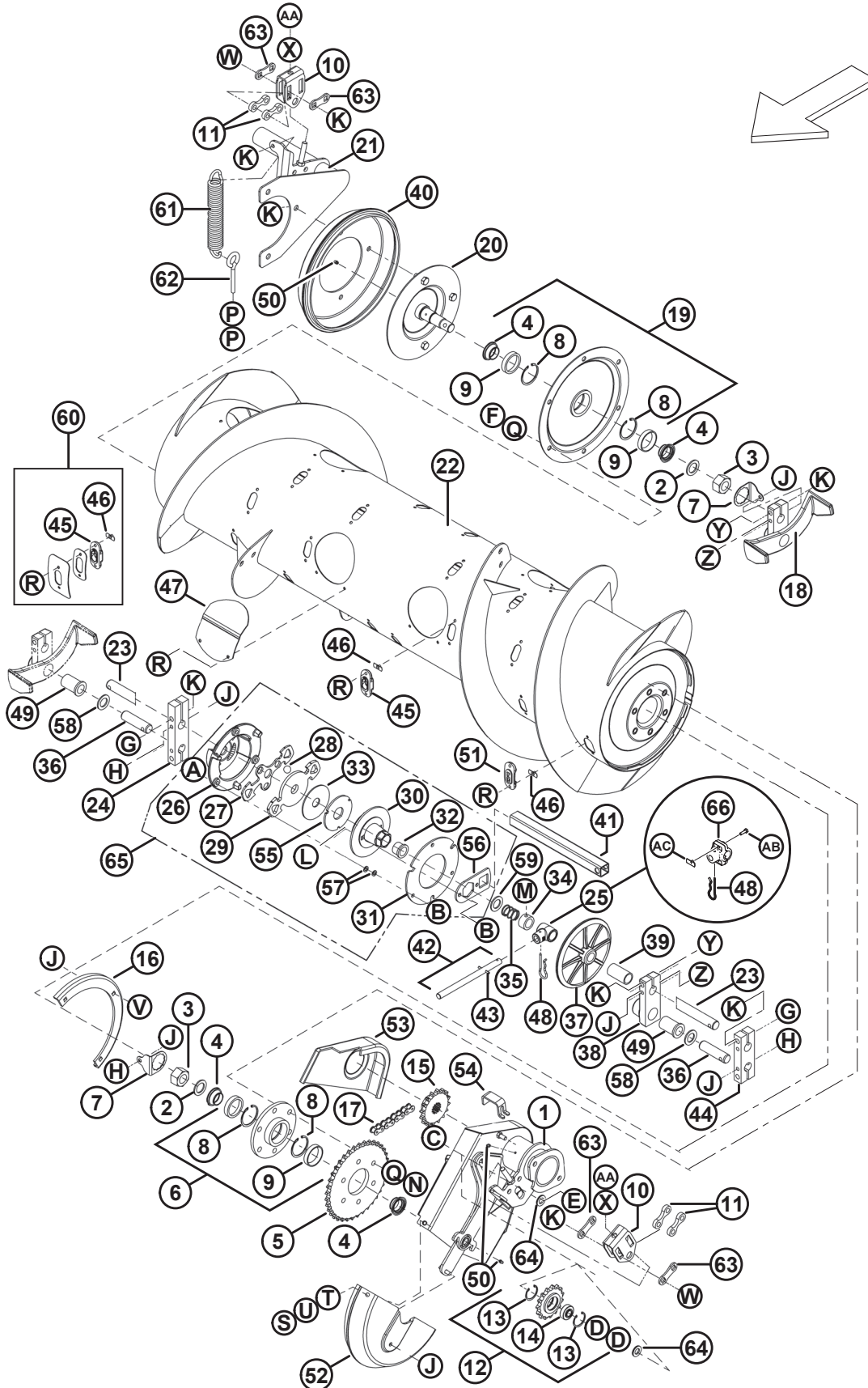
Ref	Part Number	Description	Qty	Serial Number
31	156750	DISC – BRAKE	1	
32	133877	BUSHING – PLASTIC	1	
33	156799	WASHER – PLASTIC	1	
34	151792	COLLAR – LOCK	1	
35	156803	SPRING – COMPRESSION	1	
36	156397	PIN – PIVOT	2	
37	156865	WHEEL	1	
38	156116	PIVOT – BLOCK, AUGER RH	1	
39	156869	SPACER – TUBE, PLASTIC	1	
40	156098	SEAL – AUGER END CAP RH	1	
41	133223	TUBE – SQUARE, REVERSER	1	
42	220938	FINGER ASSEMBLY – BOX OF 5 (INCLUDES ITEM #43) ²⁹	15	
43	7642	PIN – SPRING, 3/16 NC X 1 1/2 IN.	15	
44	156400	BLOCK	1	
45	187081	GUIDE	15	
46	123202	NUT – TEE	54	
47	123087	COVER – DRUM ACCESS	5	
48	123180	PIN – HAIR	15	
49	156879	BUSHING – FLANGE	2	
50	18671	FITTING – LUBE, 1/4 IN. NF	3	
51	187137	COVER – AUGER FINGER HOLE, PLASTIC	12	
52	151779	COVER – PLASTIC, LOWER	1	
53	151777	COVER – PLASTIC, UPPER	1	
54	133203	CLIP – RETAINER, UPPER COVER	1	
55	133446	PLATE – FRICTION, CLUTCH ²⁸	1	-174609
	133949	PLATE – FRICTION, CLUTCH	1	174610-
56	156426	BAR – RETAINER, CLUTCH ASSEMBLY	1	
57	133521	WASHER – FLAT, 3/8 ID X 5/8 OD X .062 IN. THICK	6	
58	23334	WASHER – FLAT, 26.2 MM I.D. X 43 MM O.D. X 3 MM THICK	2	
59	135522	WASHER – STAINLESS STEEL	1	
60	REF	KIT – RTD REPAIR ³⁰	A/R	
61	165122	SPRING – EXTENSION, HOLD-DOWN	2	
62	106622	BOLT – EYE	2	
63	187428	SPACER – ADJUSTER BRACKET, EXTERNAL	4	195760-
64	172558	WASHER – NORDLOCK 5/8 IN.	2	
65	156747	CLUTCH ASSEMBLY – COMPLETE ³¹	1	

29. Pack of 5 finger assemblies. There are 15 finger assemblies on the auger, and each finger assembly includes one finger (NSS) and one spring pin (MD #7642).

30. Auger Patch kit MD #114382 has been superseded by Auger Patch kit MD #335464. For service parts, refer to Section [8 Auger Patch Kit, page 27](#).

31. The clutch assembly includes one ball cage plate (MD #156744), three balls (MD #156749), one arm (MD #156745), one brake disc (MD #156750), one retainer bar (MD #156426), one clutch housing (MD #133783), one friction plate (MD #133949), one brake assembly (MD #133883), one plastic washer (MD #156799), three hex head bolts (MD #20077), two carriage head bolts (MD #21478), five hex lock nuts (MD #18669), and six washers (MD #133521).

AUGER ASSEMBLY AND INTERNAL COMPONENTS

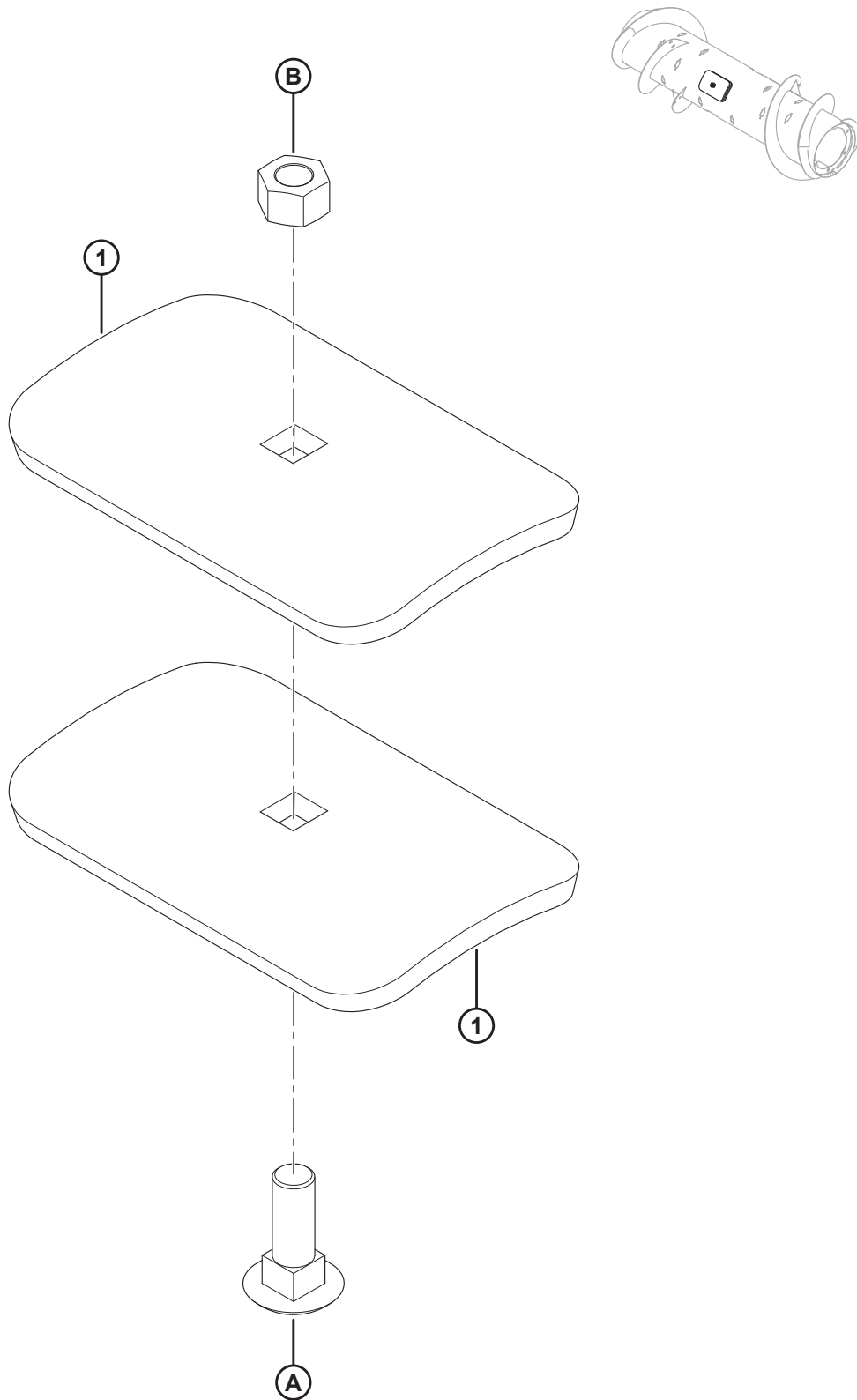


1045-404

AUGER ASSEMBLY AND INTERNAL COMPONENTS

Ref	Part Number	Description	Qty	Serial Number
66	NSS	HOLDER – AUGER SPLIT FINGER	A/R	
A	20077	BOLT – HEX HD TFL 3/8-16 X 1.0 GR5-AA1J		
B	18669	NUT – HEX LK DT 3/8-16 UNC GR5 AA1J		
C	21584	BOLT – HEX HD 5/8-11 X 2.5 GR5-AA1J		
D	18600	WASHER – FLAT SAE 21/32 ID X 1 5/16 OD AA1J		
E	50225	NUT – FLG DT 5/8-11 UNC GR5 AA1J		
F	21575	BOLT – HEX HD 1/2-13 X 1.0 GR5-AA1J		
G	21760	BOLT – HEX HD 1/2-32 X 2.5 GR5-AA1J		
H	21102	BOLT – HEX HD 3/8-16 X 2.5 GR5-AA1J		
J	30228	NUT – FLG DT SM FACE 3/8-16 UNC-GR5-AA1J		
K	50186	NUT – FLG LK DT 1/2-13 UNC GR5 AA1J		
L	21478	BOLT – RHSN 3/8 NC X 2.5 LG GR5 AA1J		
M	21248	SCREW – SET SQ HD CUP PT 3/8-16 X 3/4 GR5 AFOC		
N	18723	BOLT – HEX HD 1/2-13 X 1.5 GR5-AA1J		
P	18590	NUT – HEX 3/8-16 UNC GR 5 ZP		
Q	18638	WASHER – REG. LOCK 1/2 IN. NOM. ID		
R	123084	SCREW – HEX SOC BTN HD 1/4-20 UNC X 3/4-ZINC		
S	118154	BOLT – HEX HD TFL 3/8-16 X 0.63 GR8-AA1J		
T	18598	WASHER – FLAT SAE 13/32 ID X 13/16 IN OD AA1J		
U	18637	WASHER – REG. LOCK 3/8 IN. NOM. ID		
V	21863	BOLT – RHSSN 3/8-16 X 0.75 LG GR5 AA1J		
W	21576	BOLT – HEX HD 1/2-13 X 2.0 GR5-AA1J		–195759
	30027	BOLT – RHSN 1/2 NC X 2.25 LG GR5 AA1J		195760–
X	21383	NUT – FLG SER FACE 1/2-13 UNC GR5 AA1J		
Y	21880	BOLT – HEX HD 1/2-13 X 2.75 GR5 AA1J		
Z	30035	BOLT – HEX HD 3/8-16 X 2.75 GR5-AA1J		
AA	18591	NUT – HEX 1/2-13 UNC GR 5 ZP		
AB	252703	BOLT – HEX HD TFL M6 X 1 X 20 X SPCL-12.9-AFOC		
AC	197263	NUT – TEE M6 X 1		

7 Auger Dent Repair Kit

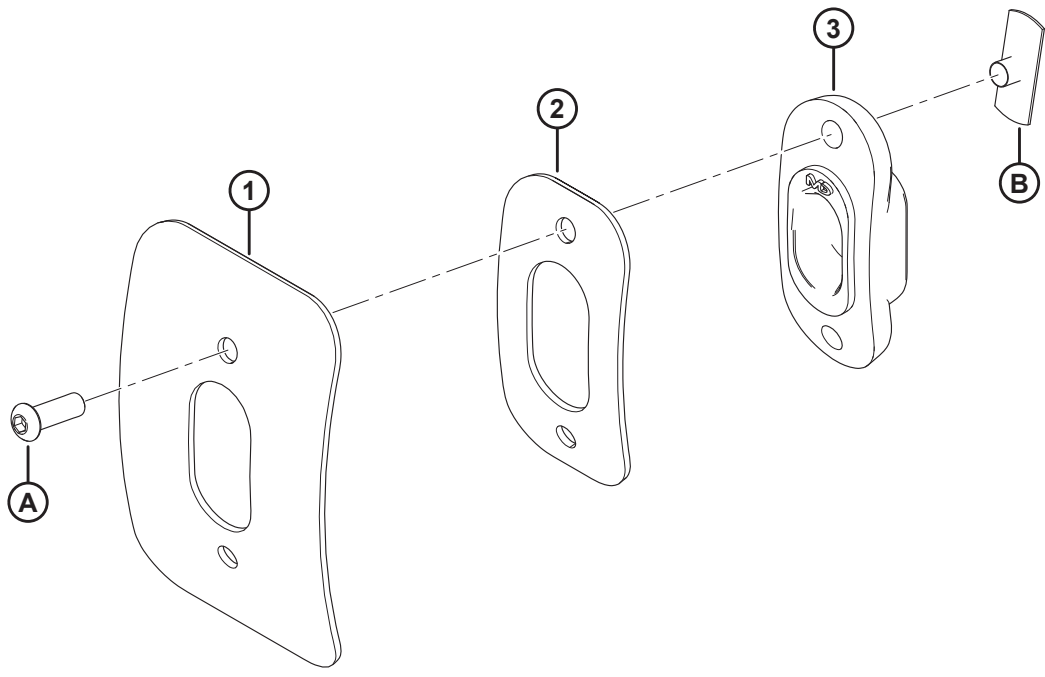
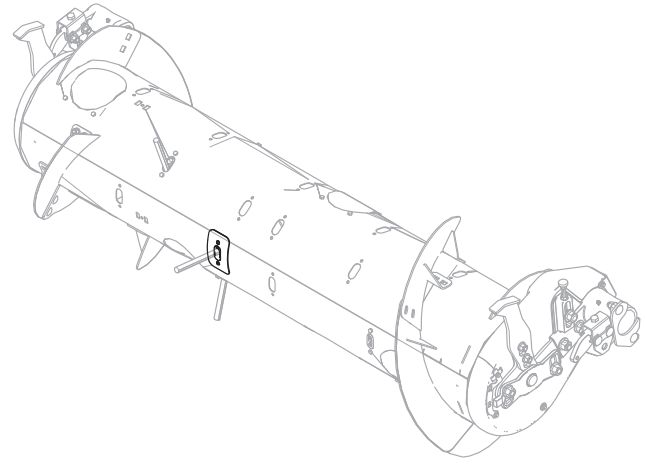


AUGER DENT REPAIR KIT

Ref	Part Number	Description	Qty	Serial Number
	237563	KIT – AUGER DENT REPAIR ³²		
1	237556	SUPPORT	2	
A	197154	BOLT – RHSN M16 X 2 X 50-10.9-A3L		
B	184699	NUT – HEX M16 X 2-8-A3L		

32. The kit includes two supports (MD #237556), one bolt (MD #197154), one nut (MD #184699), and instructions.

8 Auger Patch Kit

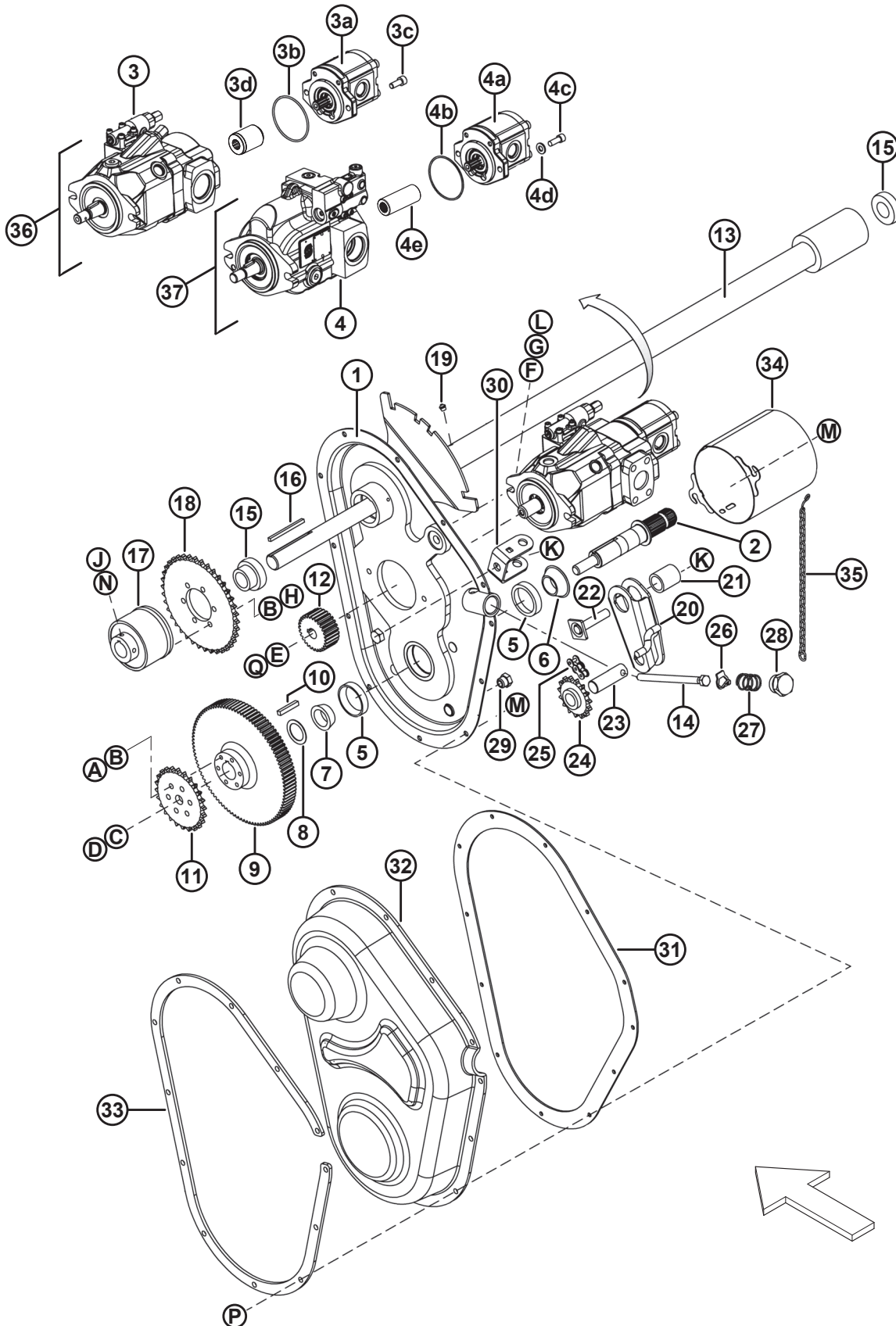


AUGER PATCH KIT

Ref	Part Number	Description	Qty	Serial Number
	335464	KIT – RTD REPAIR ³³		
1	NSS	BAND	1	
2	NSS	BAND – RTD REPAIR	1	
3	337143	GUIDE	1	
A	123084	SCREW – HEX SOC BTN HD 1/4-20 UNC X 3/4-ZINC		
B	123202	NUT – TEE		

33. The kit is used to repair auger damage around an auger finger. The kit includes repair bands (NSS), one guide (MD #337143), two screws (MD #123084), two tee nuts (MD #123202), and instructions.

9 Drives (2011 and Prior, Manufactured Gearbox)



DRIVES (2011 AND PRIOR, MANUFACTURED GEARBOX)

Ref	Part Number	Description	Qty	Serial Number
	B5082	KIT – CONVERSION, STANDARD ADAPTER TO CLAAS LEXION ³⁴		
	B5083	KIT – CONVERSION, CLAAS LEXION TO STANDARD ADAPTER ³⁴		
1	151702	HOUSING – GEAR BOX	1	-216509
2	133211	SHAFT ³⁵	1	-216509
3	187517	PUMP – PISTON, COMPLETE WITH FITTINGS (BOSCH) ³⁶	1	-216509
	294890	SEAL KIT – PISTON PUMP (BOSCH), C/W INSTRUCTIONS		
	326217	CAP – DISP ADJUST C/W O-RING (BOSCH)		
	326218	KEY – PARALLEL, 1/4 IN. ROUND ENDS (BOSCH)		
3a	156852	PUMP – GEAR, 16 CC (BOSCH) ³⁷	1	-216509
	156853	PUMP – GEAR, 11 CC (BOSCH) ³⁸	1	-216509
	187967	SEAL KIT – GEAR PUMP (BOSCH) ³⁹		-216509
3b	136024	O-RING – 3.00 X 85.00 (BOSCH) ⁴⁰	1	-216509
3c	135693	BOLT – HEX SOCKET HEAD, M10 X 25 MM LONG (BOSCH)	2	-216509
3d	245804	HUB – SPLINED (BOSCH)	1	-216509
4	187229	PUMP – PISTON, SAUER, STANDARD ADAPTER	1	-216509
	187900	SEAL KIT – PISTON PUMP (SAUER)		
	187925	SEAL – SHAFT, PISTON PUMP (SAUER)		
4a	187252	PUMP – GEAR, 16 CC (CASAPPA) ³⁷	1	-216509
	187253	PUMP – GEAR, 11 CC (CASAPPA) ³⁸	1	-216509
	187918	SEAL KIT – GEAR PUMP (CASAPPA) ⁴¹		
4b	49802	O-RING – 2.62 X 82.22 (SAUER) ⁴²	1	-216509
4c	135381	SCREW – HEX SOC HD 3/8-16 X 1 (SAUER)	2	-216509
4d	30655	WASHER – HARD M10-340HV-ABOC (SAUER)	2	-216509
4e	245805	HUB – SPLINED (SAUER)	1	-216509
5	30701	BEARING – CUP ³⁵	2	-216509
6	135760	BEARING – CONE, WITH SEAL ³⁵	1	-216509
7	30702	BEARING – CONE	1	-216509
8	151727	WASHER – FLAT ⁴³	A/R	-216509
9	151953	GEAR – 97 TEETH	1	-216509

34. These kits are used to convert a standard-configured combine adapter to a CLAAS Lexion-configured combine adapter, and vice versa. Kits include items #3 and #11. Kits are available through Whole Goods only.

35. For units equipped with a 1 1/2 inch bearing (item #6): before installing a new bearing, remove the sleeve from the shaft (MD #133211) to allow the installation of the new 1 3/8 inch bearing. When ordering a new bearing (MD #135760), also order a new cup (MD #30701).

36. Bosch piston pump (MD #187517) includes one elbow fitting (MD #111545) and one elbow fitting (MD #21827).

37. For all combines except CLAAS Lexion and AGCO.

38. For CLAAS Lexion and AGCO combines only.

39. Seal kit for Bosch gear pumps (MD #156852 and MD #156853).

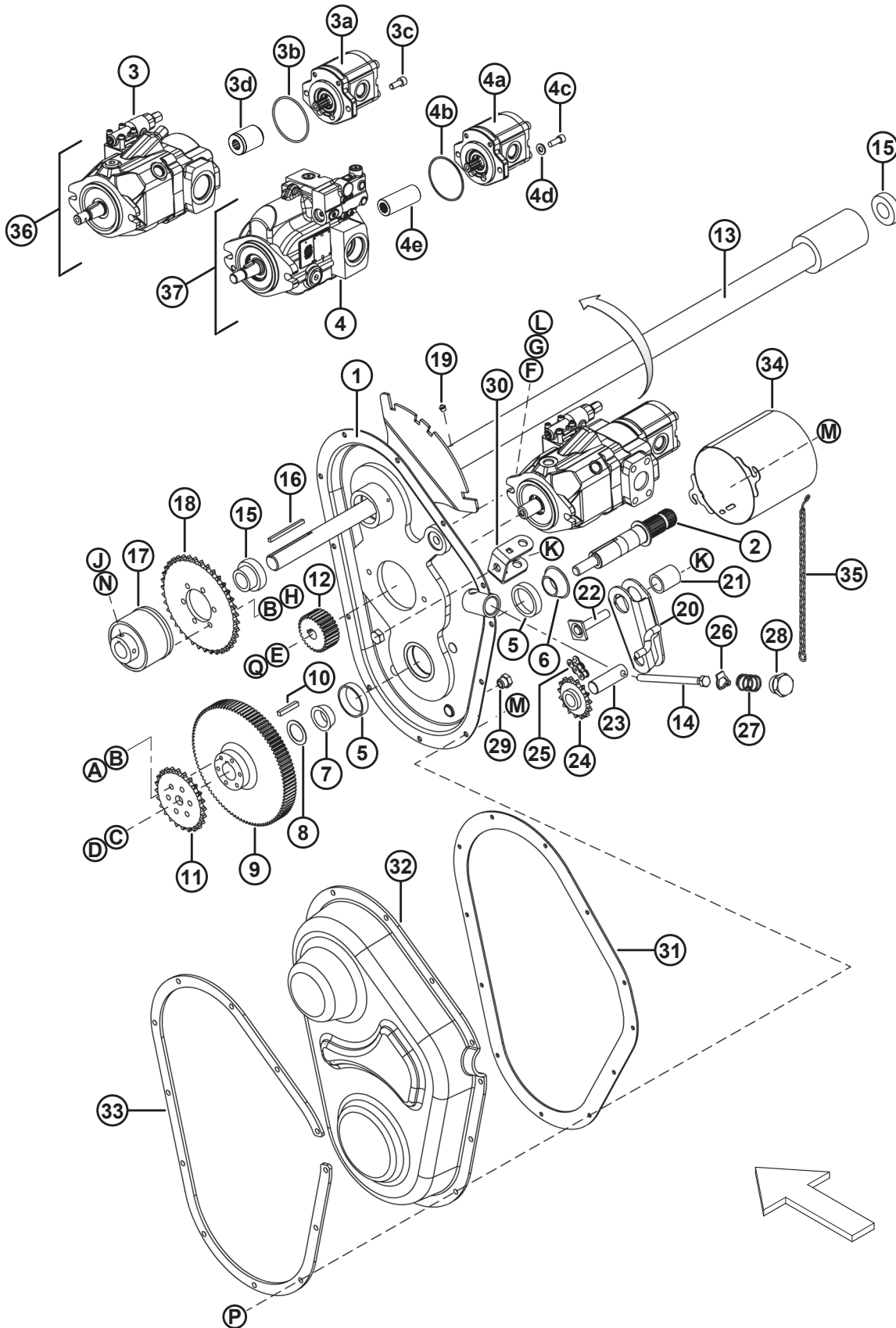
40. Bosch gear pump to piston pump seal.

41. Seal kit for Casappa gear pumps (MD #187252 and MD #187253).

42. Sauer gear pump to piston pump seal.

43. Quantity may vary up to a maximum of three to seat the bearings.

DRIVES (2011 AND PRIOR, MANUFACTURED GEARBOX)



1045-415

DRIVES (2011 AND PRIOR, MANUFACTURED GEARBOX)

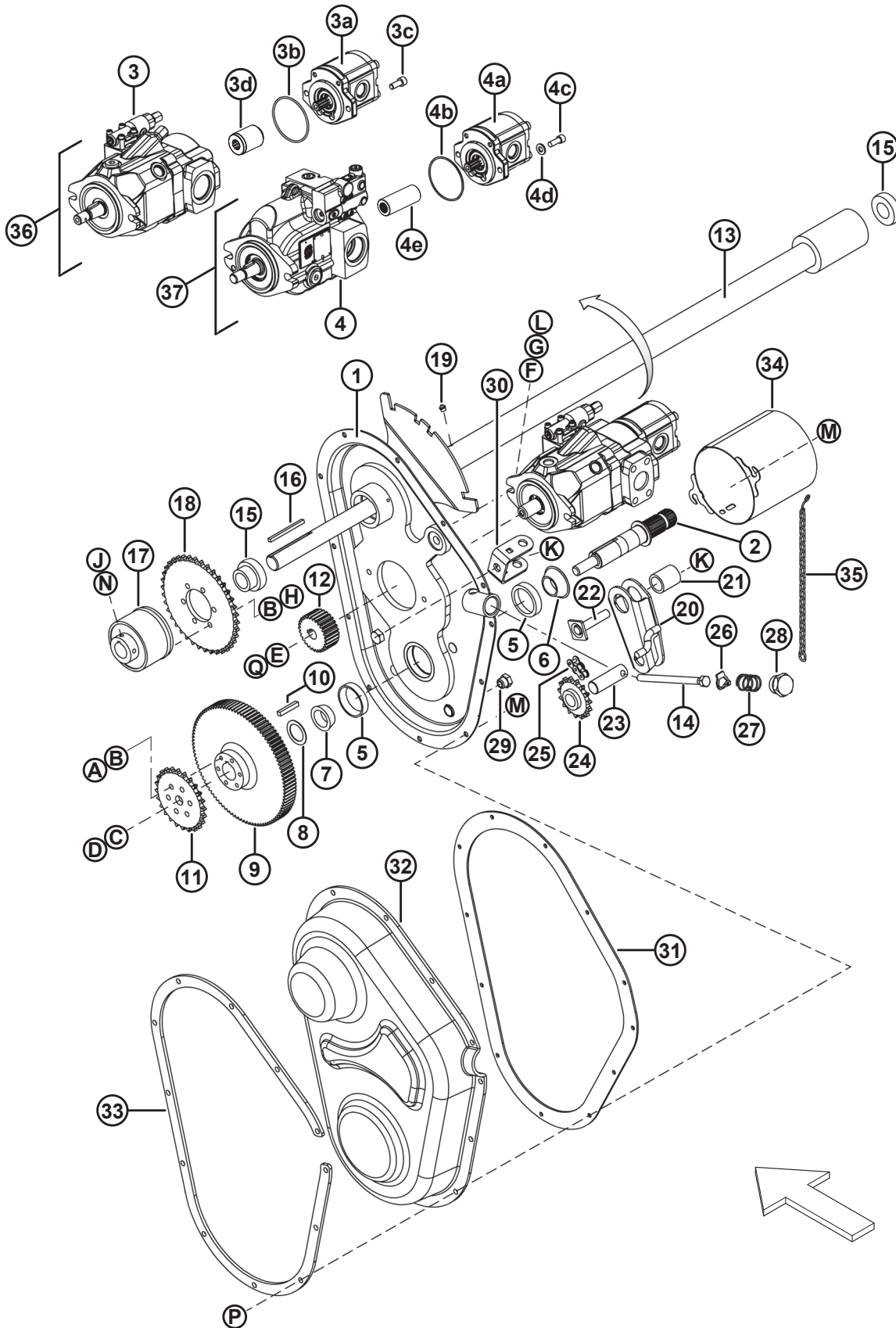
Ref	Part Number	Description	Qty	Serial Number
10	17194	KEY – GEAR	1	-216509
11	151686	SPROCKET – 24 TEETH ³⁷	1	-216509
	151684	SPROCKET – 18 TEETH ³⁸	1	-216509
	133424	SPROCKET – 26 TEETH	OPT	-216509
	133425	SPROCKET – 20 TEETH	OPT	-216509
	133426	SPROCKET – 22 TEETH	OPT	-216509
12	156452	GEAR – PINION	1	-216509
13	151361	SHAFT	1	-216509
14	151998	BOLT – HEX HD TFL 1/2-13 X 7.25 GR5-AA1J	1	-216509
15	21363	BEARING – C/W TWO SEALS	2	-216509
16	19506	KEY	1	-216509
17	156627	CLUTCH	1	-216509
	187720	CLUTCH – 5800 IN-LBS SETTING (HIGH TORQUE) ⁴⁴	1	-216509
18	151689	SPROCKET – 38 TEETH	1	-168559
	133212	SPROCKET – 38 TEETH	1	168560-216509
19	21425	VALVE – RELIEF	1	-216509
20	156588	BRACKET – CHAIN TENSIONER	1	-216509
21	156579	TUBE – PIVOT, CHAIN TENSIONER	1	-216509
22	156601	STUD – CHAIN TENSIONER	1	-216509
23	156580	SHAFT	1	-216509
24	151708	SPROCKET – IDLER, 15 TEETH	1	-216509
25	156037	CHAIN – ROLLER, 74 PITCH	1	-216509
26	151997	LOCK – CHAIN TENSIONER	1	-216509
27	156803	SPRING – COMPRESSION, CHAIN TENSIONER	1	-216509
28	156051	PLUG – #16 ORB	1	-216509
29	44207	PLUG – C/W O-RING	1	-216509
30	187520	ANCHOR – STRUT	1	-216509
31	156801	GASKET – GEARBOX	1	-216509
32	156589	COVER – GEARBOX	1	-216509
33	156594	CLAMP – PLATE	1	-216509
34	133421	GUARD	1	-216509
35	133441	CHAIN – GUARD RETAINER	1	-216509
36	REF	BOSCH PUMP ASSEMBLY ⁴⁵		-216509
37	REF	SAUER/CASAPPA PUMP ASSEMBLY ⁴⁶		-216509
A	20077	BOLT – HEX HD TFL 3/8-16 X 1.0 GR5-AA1J		
B	18637	WASHER – REG. LOCK 3/8 IN. NOM ID AA1J		
C	110557	NUT – HEX 3/4-16 UNF		
D	112129	NUT – HEX STOVER LOC 3/4-16 L9		
E	18640	WASHER – REG. LOCK 3/4 IN. NOM. ID AA1J		
F	18599	WASHER – FLAT SAE 17/32 ID X 1 1/16 OD AA1J		

44. High-torque clutch.

45. Bosch pump assembly.

46. Sauer/Casappa pump assembly.

DRIVES (2011 AND PRIOR, MANUFACTURED GEARBOX)

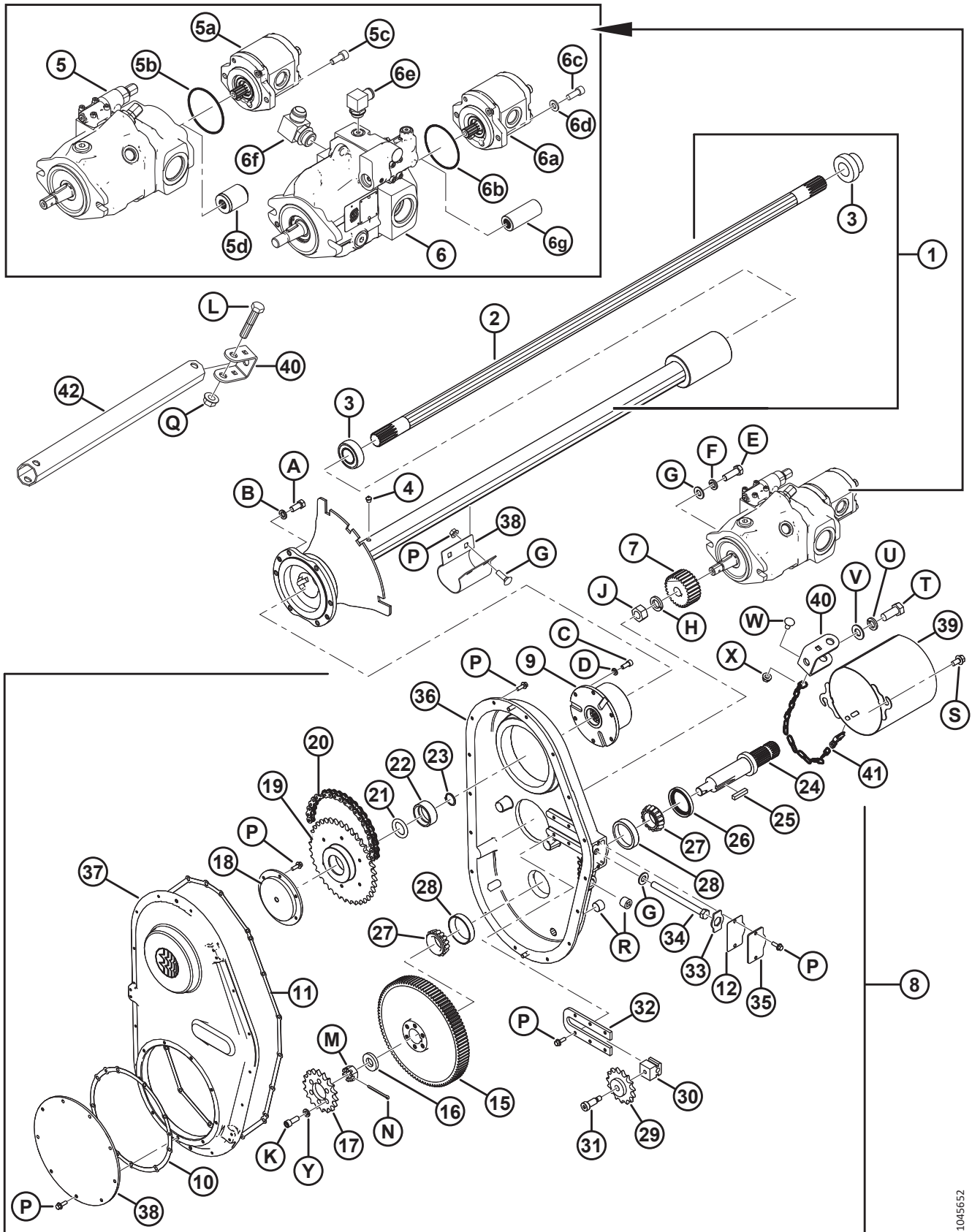


1045-415

DRIVES (2011 AND PRIOR, MANUFACTURED GEARBOX)

Ref	Part Number	Description	Qty	Serial Number
G	18638	WASHER – REG. LOCK 1/2 IN. NOM. ID AA1J		
H	21567	BOLT – HEX HD 3/8-16 X 0.75 GR5-AA1J		
J	21248	SCREW – SET SQ HD CUP PT 3/8-16 X 3/4 GR5 AF0C		
K	50225	NUT – FLG DT 5/8-11 UNC GR5 AA1J		
L	21491	BOLT – HEX HD 1/2-13 X 1.25 GR5-AA1J		
M	30228	NUT – FLG DT SM FACE 3/8-16 UNC-GR5-AA1J		
N	18664	NUT – HEX JAM 3/8-16 UNC GR5 AA1J		
P	30936	BOLT – HEX FLG SER HD 3/8-16 X 1.25 GR5-AA1J		
Q	18720	NUT – HEX 3/4-16 UNF GR5 ZN PL		

10 Drives (2012 and Later, Weasler Gearbox)



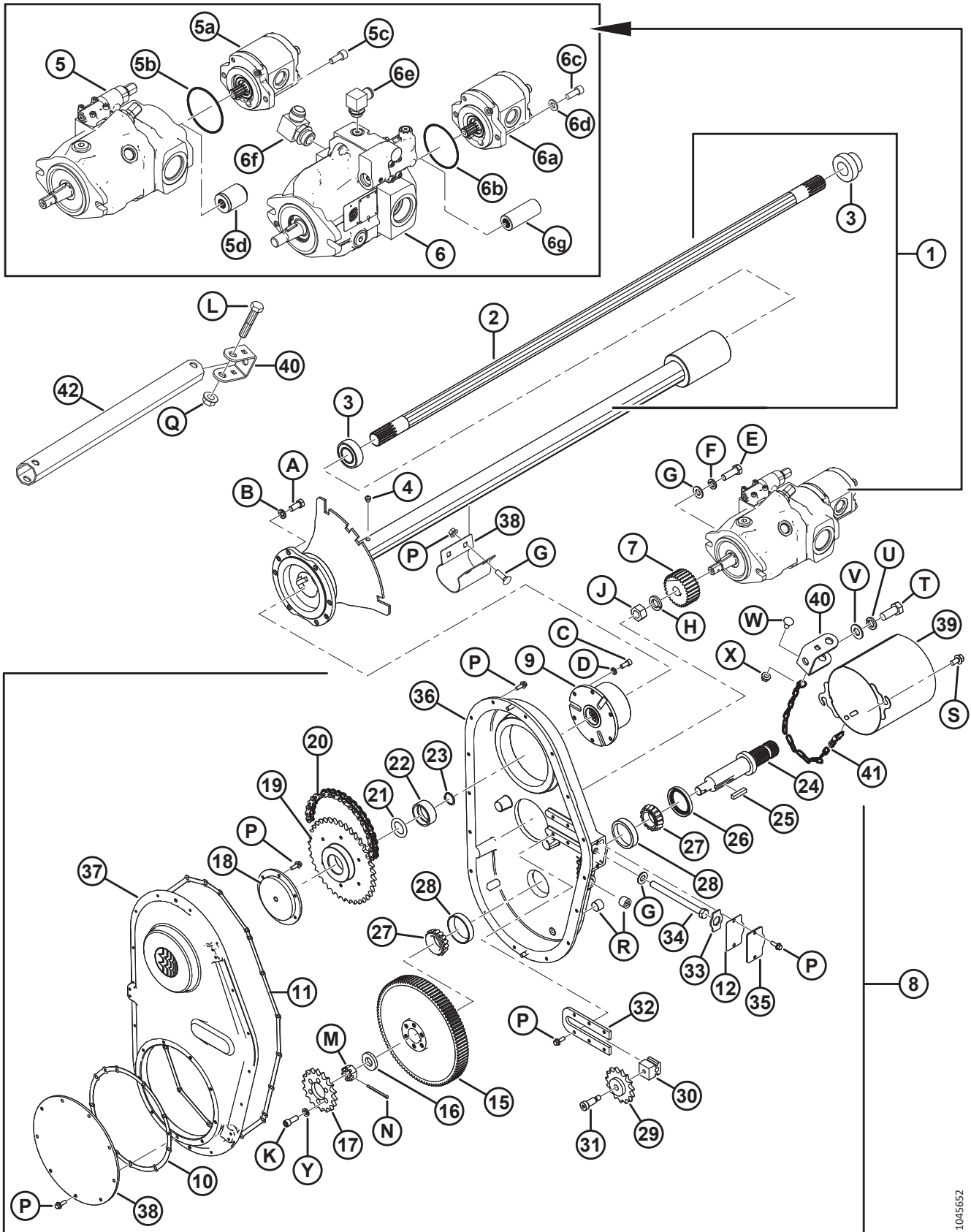
1045652

DRIVES (2012 AND LATER, WEASLER GEARBOX)

Ref	Part Number	Description	Qty	Serial Number
	B5082	KIT – CONVERSION, STANDARD ADAPTER TO CLAAS LEXION ⁴⁷		
	B5083	KIT – CONVERSION, CLAAS LEXION TO STANDARD ADAPTER ⁴⁷		
1	187467	TUBE SHAFT – ASSEMBLY (INCLUDES ITEMS #2, 3, 4) ⁴⁸	1	216510–
2	187469	SHAFT – OUTPUT	1	216510–
3	21363	BEARING – SPHERICAL OD, C/W COLLAR ⁴⁹	2	216510–
4	21425	VALVE – RELIEF	1	216510–
5	187517	PUMP – PISTON, COMPLETE WITH FITTINGS (BOSCH) ⁵⁰	1	216510–
	294890	SEAL KIT – PISTON PUMP (BOSCH), C/W INSTRUCTIONS		
	326217	CAP – DISP ADJUST C/W O-RING (BOSCH)		
	326218	KEY – PARALLEL, 1/4 IN. ROUND ENDS (BOSCH)		
5a	156852	PUMP – GEAR, 16 CC (BOSCH) ⁵¹	1	216510–
	156853	PUMP – GEAR, 11 CC (BOSCH) ⁵²	1	216510–
	187967	SEAL KIT – GEAR PUMP (BOSCH) ⁵³		
5b	136024	O-RING – 3.00 X 85.00 (BOSCH) ⁵⁴	1	216510–
5c	135693	BOLT – HEX SOCKET HEAD, M10 X 25 MM LONG (BOSCH)	2	216510–
5d	245804	HUB – SPLINED (BOSCH)	1	216510–
6	187229	PUMP – PISTON (SAUER) ⁵⁵	1	216510–
	187900	SEAL KIT – PISTON PUMP (SAUER)		
	187925	SEAL – SHAFT, PISTON PUMP (SAUER)		
6a	187252	PUMP – GEAR, 16 CC (CASAPPA) ⁵¹	1	216510–
	187253	PUMP – GEAR, 11 CC (CASAPPA) ⁵²	1	216510–
	187918	SEAL KIT – GEAR PUMP (CASAPPA) ⁵⁶		
6b	49802	O-RING – 2.62 X 82.22 (SAUER) ⁵⁷	1	216510–
6c	135381	SCREW – HEX SOC HD 3/8-16 X 1 (SAUER)	2	216510–
6d	30655	WASHER – HARD M10-340HV-AB0C (SAUER)	2	216510–
6e	111545	FITTING – ELBOW 1.5 IN. HOSE-1.875 IN. ADJ ORB	1	216510–
6f	21827	FITTING – ELBOW HYD.	1	216510–
6g	245805	HUB – SPLINED (SAUER)	1	216510–
7	156452	GEAR – PINION, 28 TEETH	1	216510–

47. These kits are used to convert a standard-configured combine adapter to a CLAAS Lexion-configured combine adapter, and vice versa. Kits include items #3 and #11. Kits are available through Whole Goods only.
48. The assembly includes one shaft (MD #187469), two bearings (MD #21363), and one relief valve (MD #21425).
49. The collar is NOT used at the clutch end.
50. Bosch piston pump (MD #187517) includes one elbow fitting (MD #111545) and one elbow fitting (MD #21827).
51. For all combines except CLAAS Lexion and AGCO.
52. For CLAAS Lexion and AGCO combines only.
53. Seal kit for Bosch gear pumps (MD #156852 and MD #156853).
54. Bosch gear pump to piston pump seal.
55. For CLAAS Lexion and AGCO combines, adjust flow to 23.8 cc/rev (16.3 gpm @ 2595 rpm).
56. Seal kit for Casappa gear pumps (MD #187252 and MD #187253).
57. Sauer gear pump to piston pump seal.

DRIVES (2012 AND LATER, WEASLER GEARBOX)



1045652

DRIVES (2012 AND LATER, WEASLER GEARBOX)

Ref	Part Number	Description	Qty	Serial Number
8	187475	DRIVE – GEARBOX, COMPLETE (CNH AND JD) ⁵⁸	1	216510–
	187502	DRIVE – GEARBOX, COMPLETE (CLAAS LEXION AND AGCO) ⁵⁹	1	216510–
9	187466	CLUTCH – WEASLER	1	216510–
	220650	CLUTCH – WEASLER	OPT	216510–
10	187698	GASKET – SPROCKET COVER	1	216510–
11	187697	GASKET – HOUSING	1	216510–
12	187696	GASKET – ADJUSTMENT COVER	1	216510–
15	187480	GEAR – 97 TEETH	1	216510–
16	187483	WASHER	1	216510–
17	187496	SPROCKET – 50A-24T (CNH AND JD) ⁶⁰	1	216510–
	187497	SPROCKET – 50A-18T (CLAAS LEXION AND AGCO) ⁶¹	1	216510–
	187523	KIT – SPROCKET-20T	OPT	216510–
	187524	KIT – SPROCKET-22T	OPT	216510–
	187525	KIT – SPROCKET-26T	OPT	216510–
18	187486	SUPPORT – PINION	1	216510–
19	187492	SPROCKET – 50B38	1	216510–
20	156037	ROLLER CHAIN – RC 50 74 PITCHES ENDLESS	1	216510–
21	187487	SHIM KIT	A/R	216510–
22	187485	BEARING – BALL DBL ROW 3205	1	216510–
23	18898	RING – EXT RETAINING	1	216510–
24	187478	SHAFT	1	216510–
25	26846	KEY	1	216510–
26	187477	SEAL	1	216510–
27	30702	BEARING – CONE	2	216510–
28	30701	BEARING – CUP	2	216510–
29	187484	SPROCKET – IDLER 50C15	1	216510–
30	187476	BLOCK – IDLER	1	216510–
31	135694	BOLT – SOCKET HEAD, 1/2 X 1 IN. SHOULDER, 3/8 NC	1	216510–
32	187493	PLATE	1	216510–
33	187495	RETAINER	1	216510–
34	158895	BOLT – HEX HEAD, 1/2 NC X 6.0 TFL	1	216510–
35	187494	COVER – ADJUSTING	1	216510–
36	287914	HOUSING – GEARBOX	1	216510–
37	187481	COVER – GEARBOX	1	216510–
38	187482	COVER – SPROCKET	1	216510–
39	133421	GUARD – WELDMENT	1	216510–
40	187520	ANCHOR – STRUT	1	216510–
41	133441	CHAIN	1	216510–
42	187898	TUBE – STRUT		216510–
A	21522	BOLT – HEX HD 7/16-14 X 1.0 GR5-AA1J		

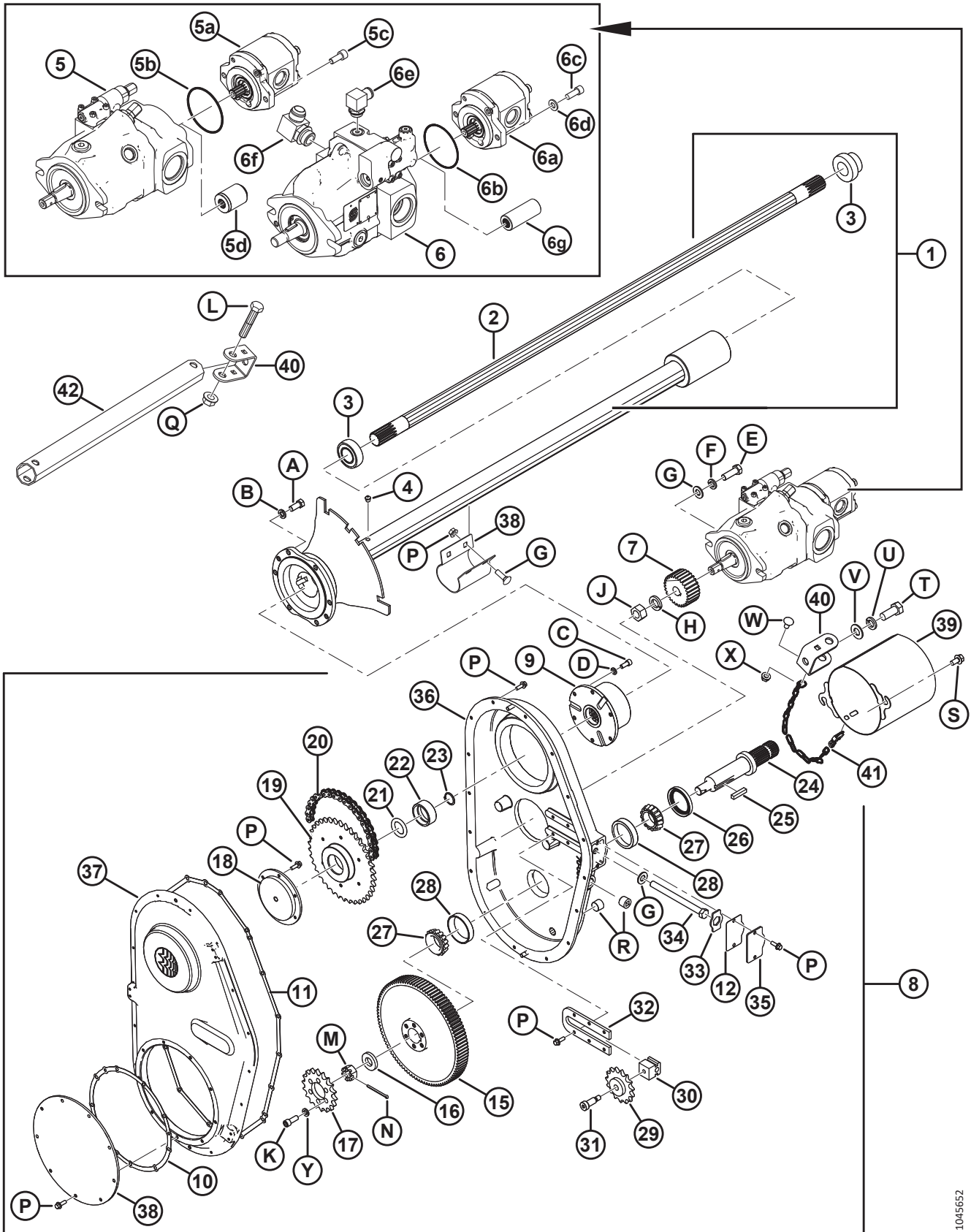
58. For Case IH, New Holland, and John Deere configured combine adapters; includes items #9–38.

59. For CLAAS Lexion and AGCO configured combine adapters; includes items #9–38.

60. For Case IH, New Holland, and John Deere configured combine adapters.

61. For CLAAS Lexion and AGCO configured combine adapters.

DRIVES (2012 AND LATER, WEASLER GEARBOX)

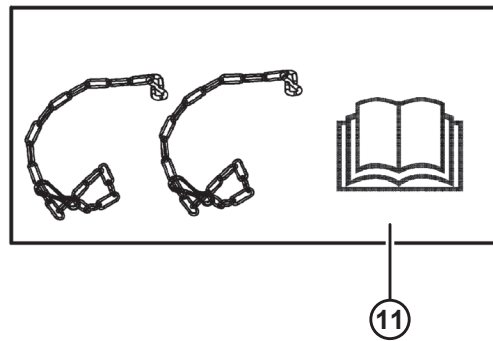
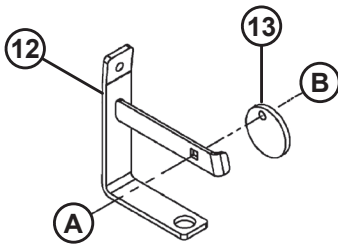
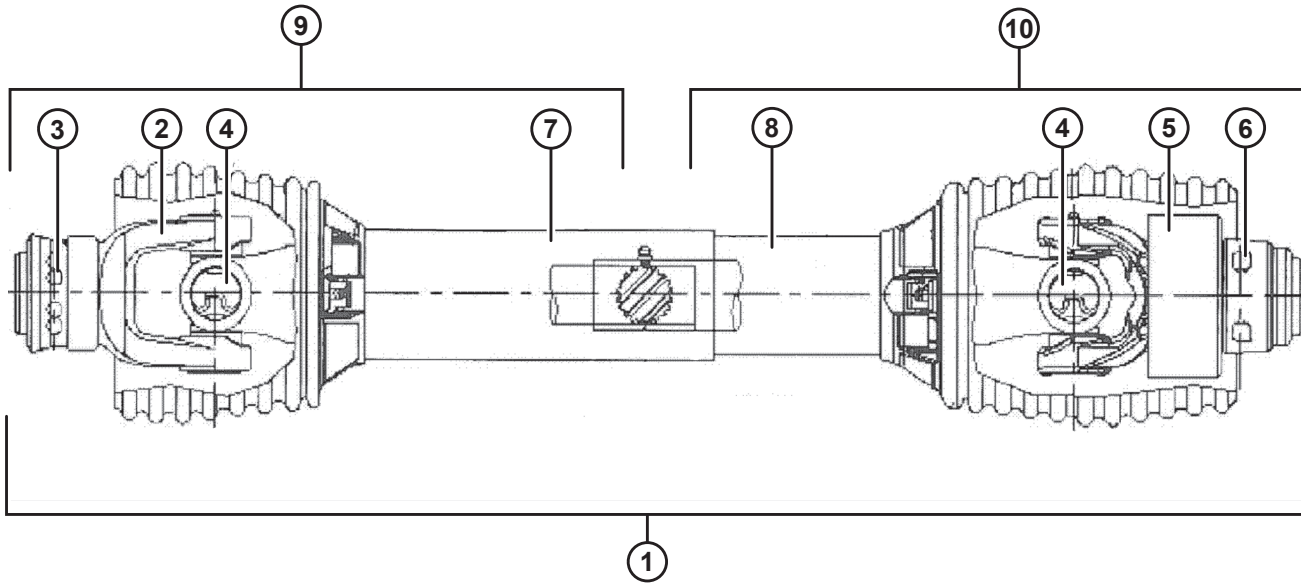


1045652

DRIVES (2012 AND LATER, WEASLER GEARBOX)

Ref	Part Number	Description	Qty	Serial Number
B	18652	WASHER – REG. LOCK 7/16 IN. NOM. ID AA1J		
C	135748	SCREW – HEX SOC HD 5/16-24 X .75		
D	18636	WASHER – REG. LOCK 5/16 IN. NOM. ID AA1J		
E	18723	BOLT – HEX HD 1/2-13 X 1.5 GR5-AA1J		
F	18638	WASHER – REG. LOCK 1/2 IN. NOM. ID AA1J		
G	18599	WASHER – FLAT SAE 17/32 ID X 1 1/16 OD AA1J		
H	18640	WASHER – REG. LOCK 3/4 IN. NOM. ID AA1J		
J	18720	NUT – HEX 3/4-16 UNF GR5 ZN PL		
K	135381	SCREW – HEX SOC HD 3/8-16 X 1		
L	21583	BOLT – HEX HD 5/8-11 X 3.0 GR5-AA1J		
M	5512	NUT – HEX SLOTTED .750-16 UNF ZN PL		
N	135358	PIN – COTTER 5/32 DIA X 2.0 ZP		
P	21456	BOLT – HHEX FLG SER HD 1/4-20 X 0.75 GR5-AA1J		
Q	50225	NUT – FLG DT 5/8-11 UNC GR5 AA1J		
R	30203	PLUG – MAGNETIC PIPE SQ SOCKET		
S	21821	BOLT – HEX FLG SER HD 3/8-16 X 0.75 GR5-AA1J		
T	21594	BOLT – HEX HD 5/8-11 X 1.5 GR5-AA1J		
U	18639	WASHER – REG. LOCK 5/8 IN. NOM. ID AA1J		
V	18600	WASHER – FLAT SAE 21/32 ID X 1 5/16 OD AA1J		
W	21472	BOLT – RHSN 3/8-16 X .75-GR5 AA1J		
X	30228	NUT – FLG DT SM FACE 3/8-16 UNC-GR5-AA1J		
Y	18637	WASHER – REG. LOCK 3/8 IN. NOM. ID AA1J		

11 Input Driveline



INPUT DRIVELINE

Ref	Part Number	Description	Qty	Serial Number
1	301966	6T DRIVELINE – COMPLETE (CE CERTIFIED) ⁶²	1	
	187553	21T DRIVELINE – COMPLETE (CE CERTIFIED) ⁶³	1	
	187550	21T DRIVELINE – COMPLETE (CE CERTIFIED) ⁶⁴	1	
	187551	HEX BORE DRIVELINE – COMPLETE (CE CERTIFIED) ⁶⁵	1	
2	133634	YOKE – SPRING LOCK 6T	1	
	133637	YOKE – SPRING LOCK 21T	1	
	133641	YOKE – SPRING LOCK, HEX BORE ⁶⁵	1	
3	40095	REPAIR KIT – SPRING LOCK YOKE (6T AND 21T)	A/R	
	133640	REPAIR KIT – SPRING LOCK YOKE (HEX BORE)	A/R	
4	142777	CROSS JOURNAL ASSEMBLY ⁶⁶	2	
5	133631	YOKE – FREE MOTION	1	
6	133632	REPAIR KIT – AUTO LOCK YOKE	A/R	
7	133635	GUARD – 6T DRIVELINE (OUTER) ⁶²	1	-185859
	322205	GUARD – 6T DRIVELINE (OUTER) ⁶²	1	185860-
	322212	GUARD – 21T DRIVELINE (OUTER) ⁶³	1	-187810
	322207	GUARD – 21T DRIVELINE (OUTER) ⁶³	1	187811-
	322203	GUARD – 21T DRIVELINE (OUTER) ⁶⁴	1	
	322202	GUARD – HEX BORE DRIVELINE (OUTER) ⁶⁵	1	
8	133636	GUARD – 6T DRIVELINE (INNER) ⁶²	1	-185859
	322211	GUARD – 6T DRIVELINE (INNER) ⁶²	1	185860-
	322257	GUARD – 21T DRIVELINE (INNER) ⁶³	1	-187810
	322208	GUARD – 21T DRIVELINE (INNER) ⁶³	1	187811-
	322209	GUARD – 21T DRIVELINE (INNER) ⁶⁴	1	
	322210	GUARD – HEX BORE DRIVELINE (INNER) ⁶⁵	1	
9	322200	KIT – HALF DRIVELINE, OUTER (6T COMBINE END) ⁶²	1	
	322212	KIT – HALF DRIVELINE, OUTER (21T COMBINE END) ⁶³	1	
	322199	KIT – HALF DRIVELINE, OUTER (21T COMBINE END) ⁶⁴	1	
	322198	KIT – HALF DRIVELINE, OUTER (HEX BORE COMBINE END) ⁶⁵	1	
10	133650	HALF SHAFT – WITH INNER GUARD (6T HEADER END) ⁶²	1	-185859
	322234	KIT – HALF DRIVELINE, INNER (6T HEADER END) ⁶²	1	185860-
	322257	KIT – HALF DRIVELINE, INNER (21T HEADER END) ⁶³	1	
	322258	KIT – HALF DRIVELINE, INNER (21T HEADER END) ⁶⁴	1	
	322259	KIT – HALF DRIVELINE, OUTER (HEX BORE HEADER END) ⁶⁵	1	
11	171277	KIT – CE CONVERSION (EXPORT) ⁶⁷	1	
12	133166	BRACKET – DRIVELINE HANGER	1	

62. Case IH Midrange/Flagship 10/20/30/40 Series, all New Holland CR/CX.

63. JD STS/S Series (except Widebody Walker Machines listed below), CLAAS Lexion, and AGCO.

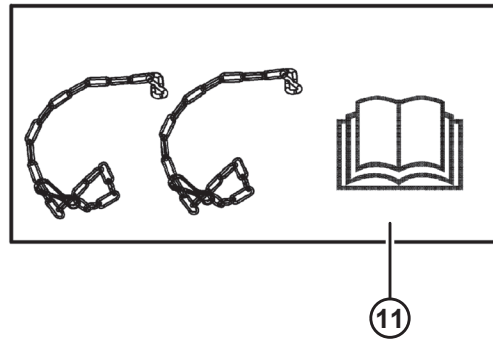
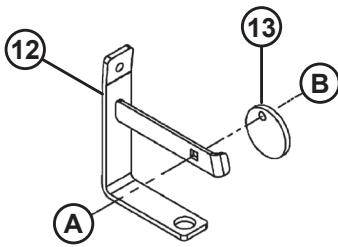
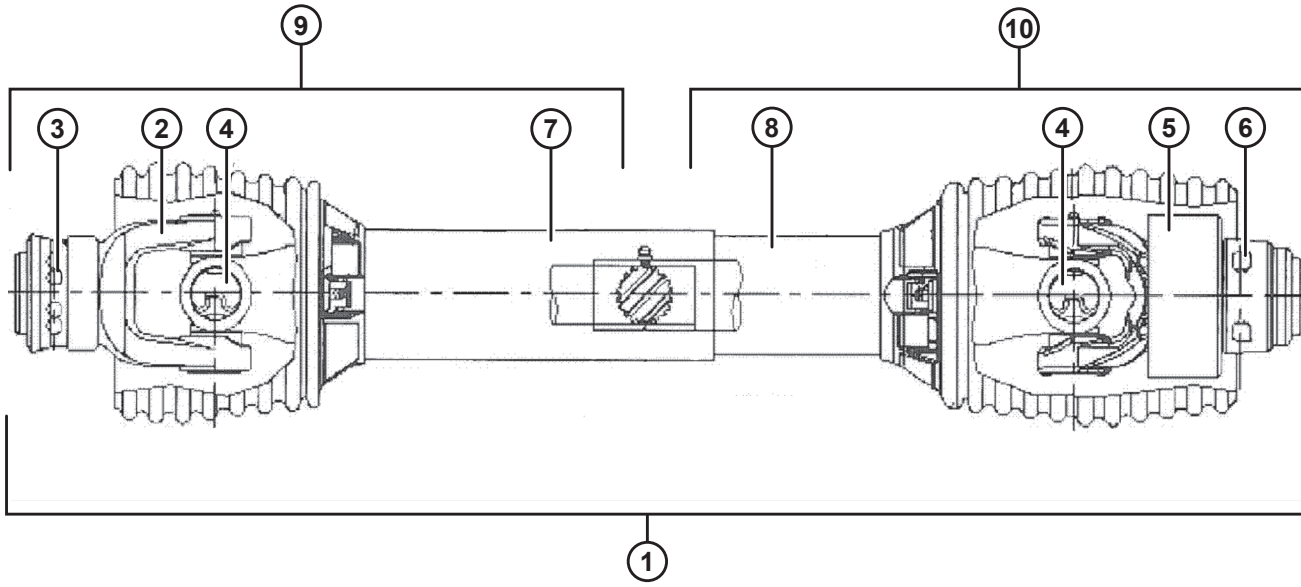
64. JD Widebody Walker Machines – 9650/9660, 9660 WTS, and T9670.

65. Case IH 88 Series.

66. Includes clips and lube fitting.

67. Includes two chains, decals, CE manual, and instruction sheet.

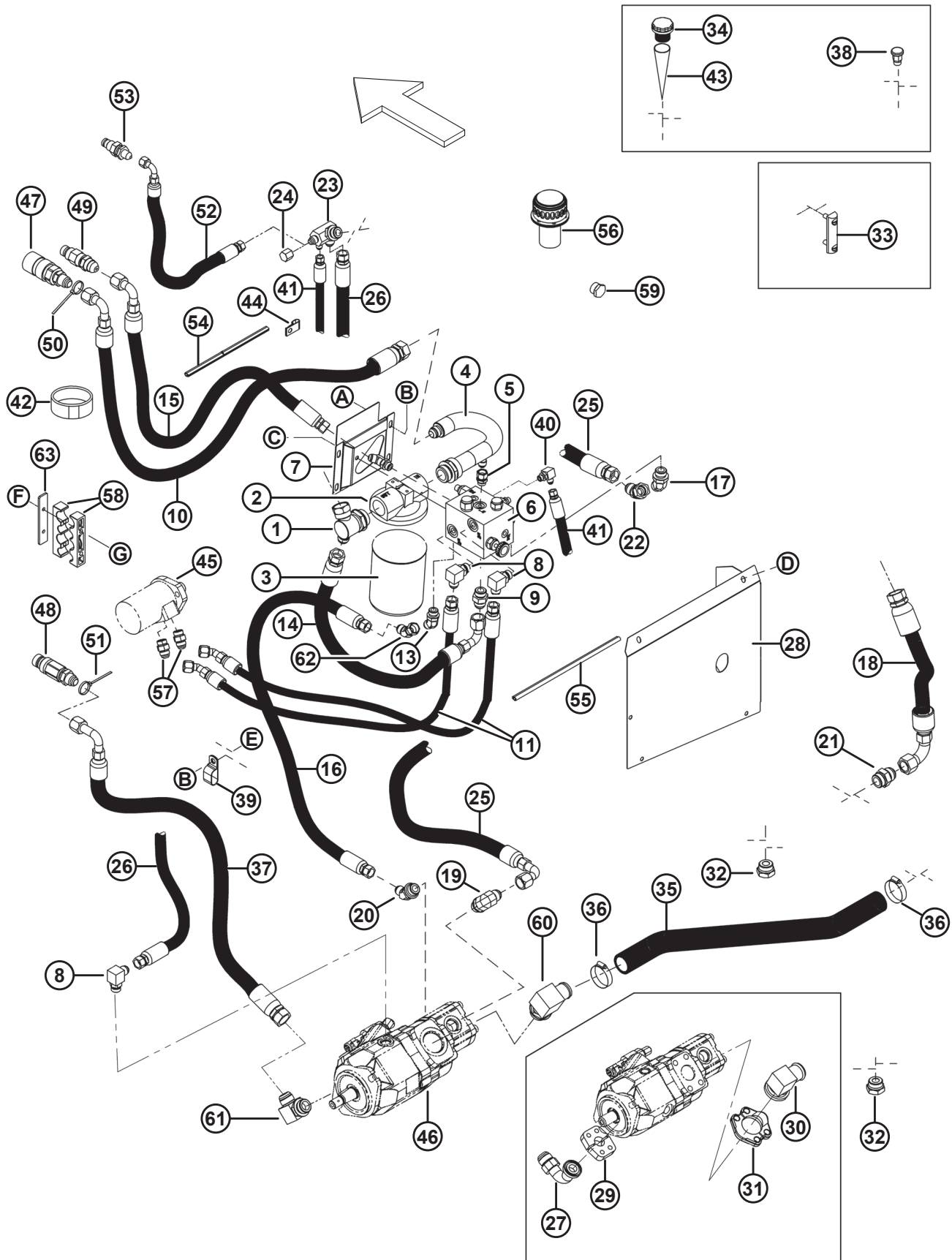
INPUT DRIVELINE



INPUT DRIVELINE

Ref	Part Number	Description	Qty	Serial Number
13	133165	DISC – LOCK, DRIVELINE HANGER	1	
A	19965	BOLT – RHSN 3/8-16 X 1-GR5-AA1J		
B	30228	NUT – FLG DT SM FACE 3/8-16 UNC-GR5-AA1J		

12 Hydraulics



HYDRAULICS

NOTE:

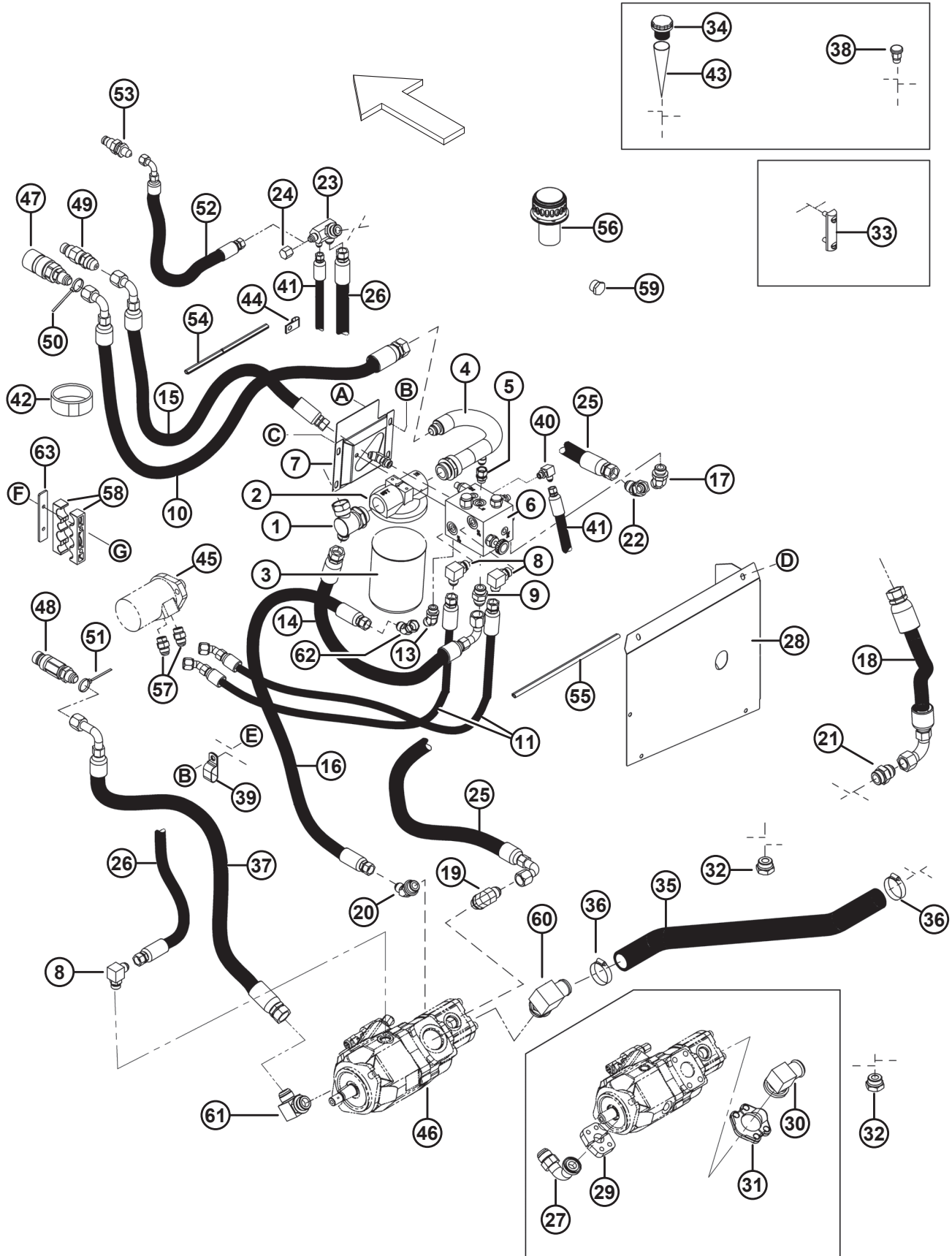
Items #27, 29, 30, and 31 are used with Bosch pumps on units with serial numbers up to and including serial number 195759. Items #60 and 61 are used with all Sauer pumps, and with Bosch pumps on units with serial numbers including and after serial number 195760.

Ref	Part Number	Description	Qty	Serial Number
1	151977	MANIFOLD – TEE, #12M JIC X #20M ORB X #16F JIC	1	
2	151974	HEAD – FILTER, 1-5/8-12 SAE #20	1	
3	183620	KIT – FILTER SERVICE ⁶⁸	1	
4	133272	MANIFOLD – TEE, #20 MALE ORB X #16 MALE JIC X #8 MALE JIC	1	
5	135373	FITTING – HYDRAULIC, #8 MALE ORB X #8 FEMALE JIC	1	
6	133318	MANIFOLD – BOSCH, VALVE	1	
	133556	SEAL KIT		
	133557	VALVE – CHECK, V1		
	133558	VALVE – CHECK, V2		
	133559	VALVE – RELIEF, V3		
	133560	VALVE – LOGIC, V4		
	133561	VALVE – RELIEF, V5		
	133562	VALVE – FLOW CONTROL		
	133563	VALVE – COMPENSATOR		
133564	VALVE – CHECK, V8			
7	133273	BRACKET – MANIFOLD MOUNT	1	
8	21843	FITTING – ELBOW, 90°, #10 MALE JIC X #10 MALE ORB	3	
	44210	O-RING – 2.46 X 19.18		
9	21830	FITTING – HYDRAULIC, #12 MALE JIC X #12 MALE ORB	1	
	30971	O-RING – 2.95 X 23.47		
10	156103	HOSE – HYDRAULIC ⁶⁹	1	
11	156763	HOSE – HYDRAULIC	2	-174609
	133966	HOSE – HYDRAULIC	2	174610-
12	135241	FITTING – ELBOW, 45°, #8 MALE JIC X #10 MALE ORB	1	
	44210	O-RING – 2.46 X 19.18		
13	50103	FITTING – ELBOW, 45°, #10 MALE JIC X #10 MALE ORB	1	
	44209	O-RING – 2.21 X 16.36		
14	156893	HOSE – HYDRAULIC	1	
15	156888	HOSE – HYDRAULIC ⁶⁹	1	
16	156100	HOSE – HYDRAULIC	1	
17	50098	FITTING – ELBOW, 45°, #12 MALE JIC X #12 MALE ORB	1	
	30971	O-RING – 2.95 X 23.47		
18	156891	HOSE – HYDRAULIC	1	
19	30970	FITTING – ELBOW 90°, #12 MALE JIC X #12 MALE ORB	1	
	30971	O-RING – 2.95 X 23.47		
20	135399	FITTING – ELBOW, 45°, #10 MALE JIC X #12 MALE ORB	1	
	30971	O-RING – 2.95 X 23.47		
21	156904	VALVE – HYDRAULIC, CHECK	1	

68. Includes filter element (NSS), two seals, and instructions.

69. To LH coupler assembly.

HYDRAULICS



1045451

HYDRAULICS

Ref	Part Number	Description	Qty	Serial Number
22	135240	FITTING – ELBOW, 45°, #12 MALE JIC X #12 FEMALE JIC	1	
23	133186	MANIFOLD – #12M ORB X #10M JIC X #8M JIC X #6M JIC	1	
24	108233	CAP – HYDRAULIC, #8 JIC (UNITS W/O OPTIONAL CASE DRAIN) ⁷⁰	1	
25	133378	HOSE – HYDRAULIC	1	
26	156908	HOSE – HYDRAULIC	1	
27	156900	FITTING – HYD, 90° ELBOW, #16 FLANGE X #16 JIC MALE (BOSCH ONLY) ⁷¹	1	-195759
28	133278	COVER – HYDRAULIC COMPARTMENT	1	
29	112866	KIT – SPLIT FLANGE, 1 IN. CD61 (C/W HARDWARE) (BOSCH ONLY) ⁷¹	1	-195759
	112868	O-RING – 3.53 X 32.92	1	
	21264	BOLT – HEX HD 3/8-16 X 1.25 GR5-AA1J	4	
	18637	WASHER – REG. LOCK 3/8 IN. NOM. ID AA1J	4	
	194033	FLANGE – SPLIT HALF 1 INCH - CODE 61	2	
30	133964	FITTING – HYDRAULIC, 90° ELBOW (BOSCH ONLY) ⁷²	1	-195759
31	133963	KIT – SPLIT FLANGE, 1-1/2 IN. SPECIAL (C/W HARDWARE) (BOSCH ONLY) ⁷¹	1	-195759
	135400	O-RING – 3.53 X 47.22	1	
	18723	BOLT – HEX HD 1/2-13 X 1.5 GR5-AA1J	4	
	18638	WASHER – REG. LOCK 1/2 IN. NOM. ID AA1J	4	
32	156051	PLUG – HYDRAULIC, #16 ORB	1	
	50220	O-RING – 2.95 X 29.74		
33	156696	GAUGE – LEVEL	1	-184453
34	156906	PLUG – OIL FILLER NECK	1	-174609
35	42029	HOSE – HYDRAULIC, SUCTION	1	
36	135725	CLAMP – HOSE, GEAR TYPE	2	
37	156895	HOSE – HYDRAULIC ⁶⁹	1	
38	114379	BREATHER – VENT	1	-174609
39	103738	CLAMP – HOSE	1	
40	30282	FITTING – ELBOW, 90°, #6 MALE JIC X #6 MALE ORB	1	
41	133074	HOSE – HYDRAULIC	1	
42	135444	FASTENER – CINCH STRAP, 6 INCH	5	
43	24037	SCREEN – STRAINER	1	-174609
44	135232	CLAMP – HOSE, DOUBLE	1	
45	REF	MOTOR ⁷³		
46	REF	PUMP ASSEMBLY ⁷⁴		

70. For units without optional case drain.

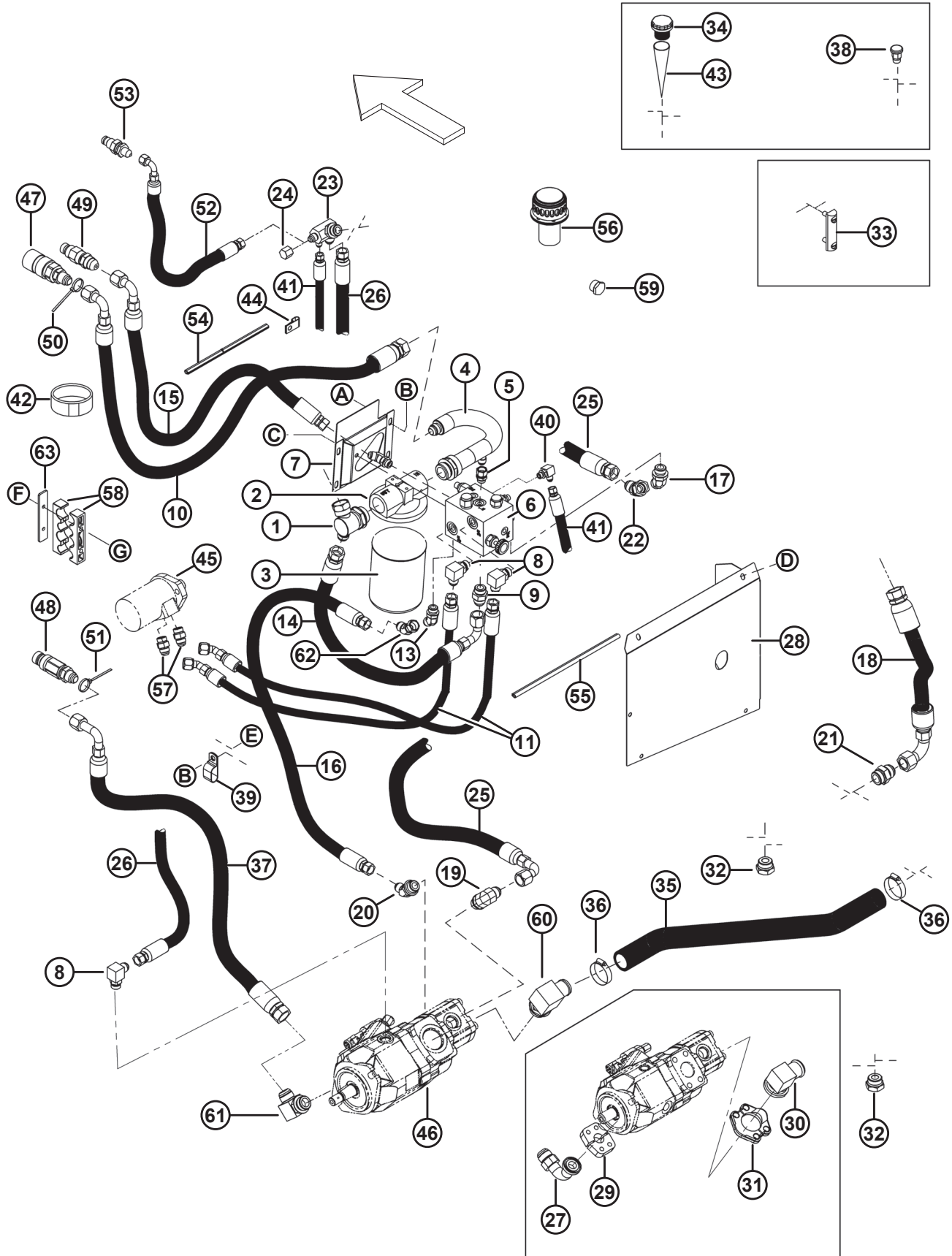
71. Bosch pump only.

72. Bosch pump only. If replacing this elbow fitting, order elbow fitting (MD #133964) and either: (a) order split flange kit (MD #133963) or (b) modify the existing split flange by grinding off the hump on the split flange to allow the installation of the elbow fitting (MD #133964).

73. Refer to Section 2 *Feed Deck (2011 and Prior)*, page 3 or Section 3 *Feed Deck (2012 and Later)*, page 9.

74. Refer to Section 9 *Drives (2011 and Prior, Manufactured Gearbox)*, page 29 or Section 10 *Drives (2012 and Later, Weasler Gearbox)*, page 35.

HYDRAULICS



1045451

HYDRAULICS

Ref	Part Number	Description	Qty	Serial Number
47	135204	COUPLING – FEMALE, 3/4 IN. FLAT FACE BULKHEAD	1	
	111977	SEAL KIT ⁷⁵	1	
48	135205	COUPLING – MALE, 3/4 IN. FLAT FACE BULKHEAD	1	
	135479	SEAL KIT	1	
49	135236	COUPLING – MALE, 1/2 IN. FLAT FACE BULKHEAD	1	
	135478	SEAL KIT ⁷⁵	1	
50	40703	FASTENER – CABLE TIE, BLUE	1	
51	40704	FASTENER – CABLE TIE, ORANGE	1	
52	133271	HOSE – HYDRAULIC (OPTIONAL CASE DRAIN LINE) ⁷⁶	1	
53	135237	COUPLING – MALE, 3/8 INCH FLAT BULKHEAD (OPTIONAL CASE DRAIN LINE) ⁷⁶	1	
	111978	SEAL KIT		
54	44343	MOULDING – FRONT SIDE ⁷⁷	1	
55	44968	MOULDING – SIDE ⁷⁸	1	
56	133942	CAP – OIL FILLER	1	174610–
	312706	KIT – OIL FILL GASKETS ⁷⁹		
57	50103	FITTING – ELBOW 45° MALE	2	–174609
	30695	FITTING – ADAPTOR STRAIGHT	2	174610–
	44209	O-RING – 2.21 X 16.36		
58	187010	CLAMP – PLASTIC	2	
59	304668	SIGHT GLASS	1	184454–
60	111545	FITTING – ELBOW, 1-1/2 IN. HOSE X 1 7/8 ORB MALE ⁸⁰	1	
	136483	O-RING – 3.00 X 43.69		
61	21827	FITTING – ELBOW, MALE, 16–16 JIC TO ORB ⁸⁰	1	
	50219	O-RING – 1.98 X 11.89		
62	135434	FITTING – ELBOW, 45° SWIVEL, #10	1	
63	187958	PLATE	1	
A	21821	BOLT – HEX FLG SER HD 3/8-16 X 0.75 GR5-AA1J		
B	30228	NUT – FLG DT SM FACE 3/8-16 UNC-GR5-AA1J		
C	30693	BOLT – HEX FLG SER HD 3/8-16 X .5 GR5-AA1J		
D	101898	SCREW – HEX WASH HD 3/8 NC X 5/8		
E	19965	BOLT – RHSN 3/8-16 X 1-GR5-AA1J		
F	187142	BOLT – HEX HD 5/16-18 X 2.75 GR5-AA1J		
G	30280	NUT – FLG LK SMFC 5/16-18 UNC GR5 AA1J		

75. This seal kit is discontinued; order a replacement coupling.

76. For units with optional case drain line.

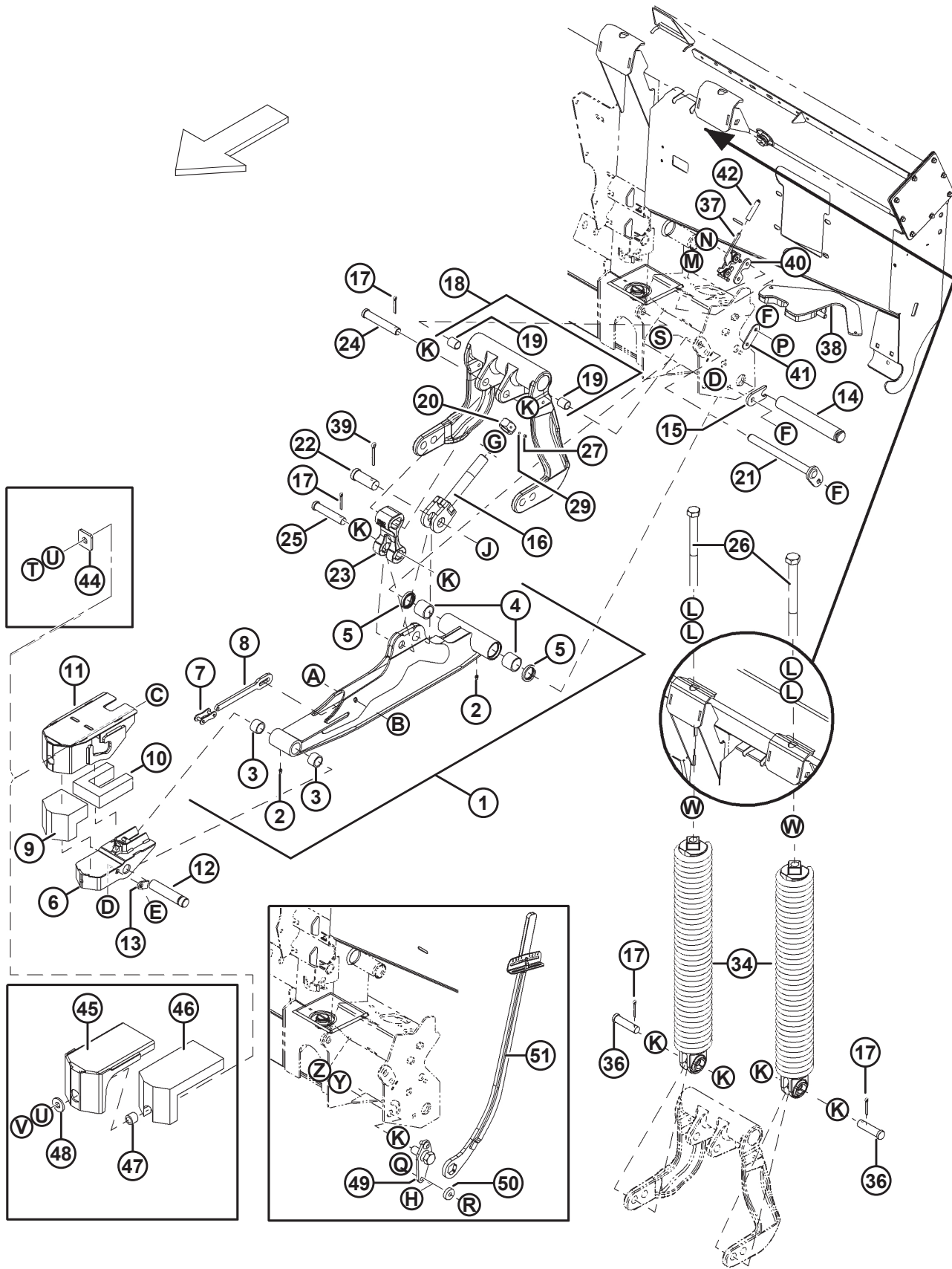
77. Front side moulding.

78. Side moulding.

79. The kit includes two oil filler gaskets (NSS).

80. Used with all Sauer pumps, and with Bosch pumps on units with serial numbers including and after serial number 195760.

13 Float Linkage and Components



FLOAT LINKAGE AND COMPONENTS

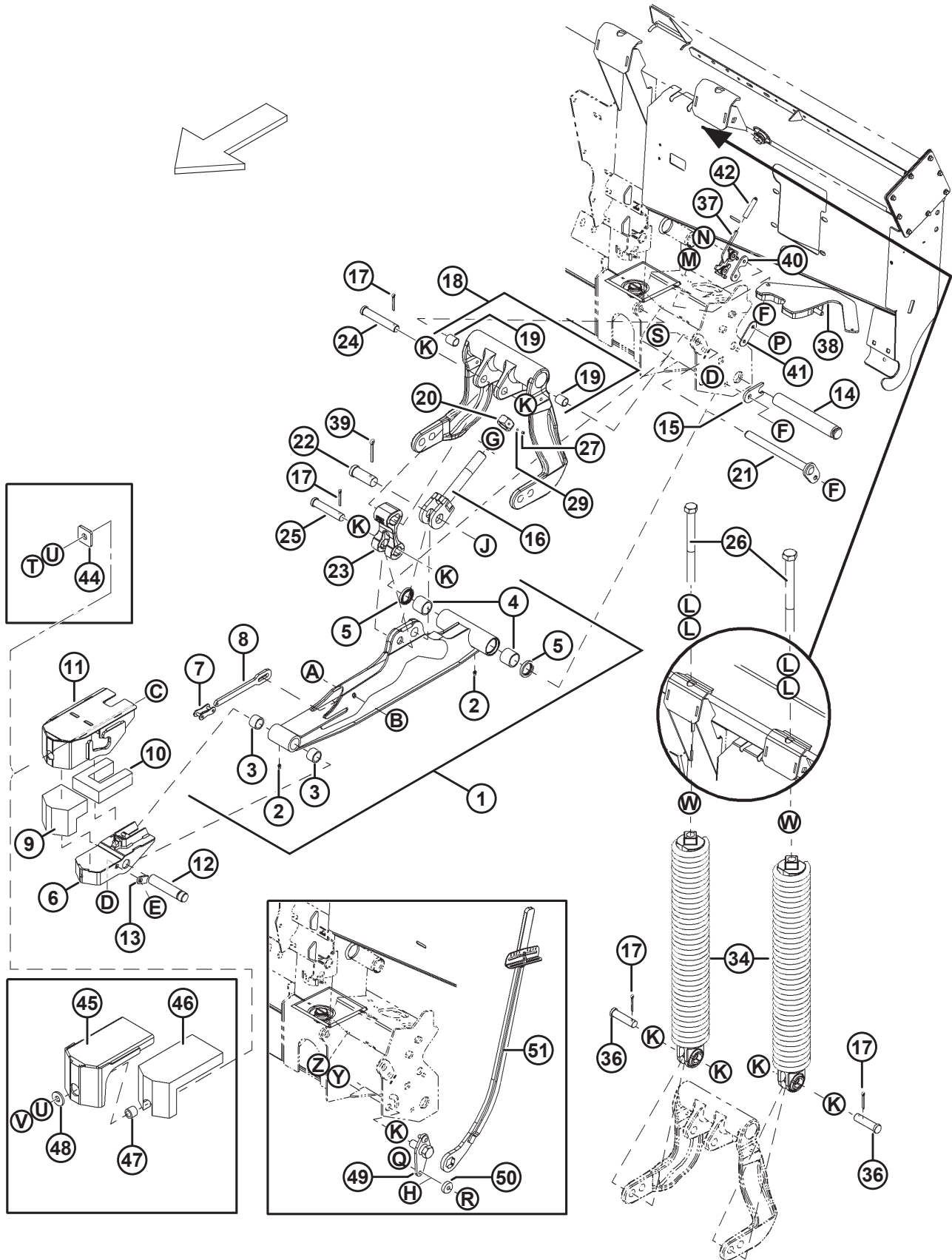
Ref	Part Number	Description	Qty	Serial Number
1	156810	ARM – LOWER LINK ⁸¹	2	
2	18671	FITTING – LUBE, 1/4 IN. UNF	4	
3	49904	BEARING – NEEDLE	4	
4	100500	BEARING – NEEDLE	4	
5	113222	SEAL	4	
6	156467	BRACKET	2	
7	156536	CONNECTOR – CHAIN LINK	2	
8	156655	STOP – LINK	2	
9	156635	PAD – RUBBER	2	
10	156471	PAD – RUBBER	2	
11	151881	SUPPORT – FRONT LINK	2	
12	156522	PIN – PIVOT	2	
13	156472	BAR	2	
14	156840	PIN – PIVOT	2	
15	156212	PLATE – PIN LOCK	2	
16	220679	BOLT – EYE	2	
17	18608	PIN – COTTER, 3/16 DIA. X 1-1/2 IN.	8	
18	156839	LEVER – BELLCRANK C/W BUSHINGS ⁸²	2	
19	156501	BUSHING – PLASTIC	4	
20	133047	NUT – SPECIAL, MACHINED	2	
21	133014	PIN – PIVOT	2	
22	156742	PIN – CLEVIS	2	
23	156574	LINK – ARM	2	
24	156741	PIN – CLEVIS	2	
25	20312	PIN – CLEVIS	2	
26	187203	BOLT – HEX HD SPCL 3/4-10 X 17.5-GR5-AA1J	4	
27	135454	SCREW – SET	2	
29	135455	PELLET – BALL, PLASTIC	2	
34	294729	SPRING ASSEMBLY – STANDARD	4	
	294731	SPRING ASSEMBLY – HEAVY DUTY, WITH INNER SPRING ⁸³	OPT	
36	30463	PIN – CLEVIS, 19 MM DIA X 58 MM EFFECTIVE LENGTH	4	
37	134003	LATCH – STIRRUP, LEFT SIDE OF ADAPTER (SHOWN)	1	
	134002	LATCH – STIRRUP, RIGHT SIDE OF ADAPTER	1	
38	156689	HANDLE – LH	1	-216499
	156698	HANDLE – RH	1	-216499
	125788	HANDLE – LH	1	216500-
	125789	HANDLE – RH	1	216500-
39	18609	PIN – COTTER, 1/4 DIA. X 2 IN.	2	
40	156882	BAR	2	
41	156883	BAR	2	
42	110817	COVER – SOFTEX GRIP	2	

81. Includes items #2–5.

82. Includes two bushings (MD #156501).

83. One heavy-duty spring assembly (MD #156565) is standard on 45-foot FD70 Headers at the right outer position.

FLOAT LINKAGE AND COMPONENTS



1045467

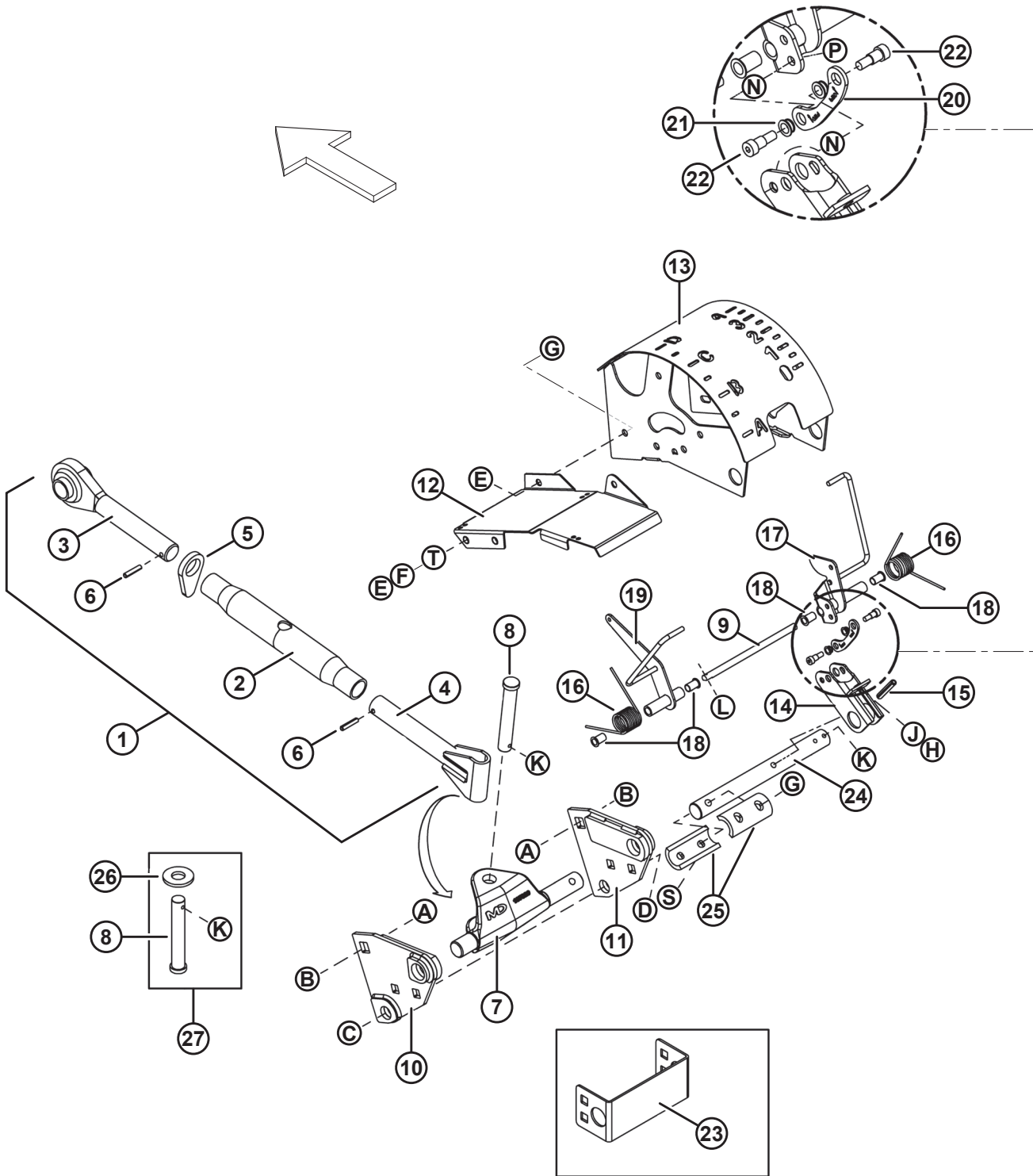
FLOAT LINKAGE AND COMPONENTS

Ref	Part Number	Description	Qty	Serial Number
44	47036	WASHER – FLAT, SQUARE (FD70 HEADERS ONLY) ⁸⁴	2	
45	156638	BRACKET – MOUNTING (D60 HEADERS ONLY) ⁸⁵	2	
46	156639	PAD – RUBBER (D60 HEADERS ONLY) ⁸⁵	2	
47	44603	SPACER – TUBE (D60 HEADERS ONLY) ⁸⁵	2	
48	22072	WASHER – FLAT (D60 HEADERS ONLY) ⁸⁵	2	
49	125654	PIVOT – FLOAT	2	
50	18867	BEARING – BALL, CYLINDRICAL C/W TWO SEALS	2	
51	174870	TOOL – WRENCH	1	
A	21563	BOLT – HEX HD 5/16-18 X 2.5 GR5-AA1J		
B	18690	NUT – HEX LK DT 5/16-18 UNC GR5 AA1J		
C	50225	NUT – FLG DT 5/8-11 UNC GR5 AA1J		
D	21863	BOLT – RHSSN 3/8-16 X 0.75 LG GR5 AA1J		
E	18669	NUT – HEX LK DT 3/8-16 UNC GR5 AA1J		
F	30228	NUT – FLG DT SM FACE 3/8-16 UNC-GR5-AA1J		
G	174858	WASHER – FLAT (1-1/32 I.D. X 2 O.D. X 1/4 INCH THICK)		
H	18637	WASHER – REG. LOCK 3/8 IN. NOM. ID AA1J		
J	156743	WASHER – FLAT (26.2 MM I.D. X 45 MM O.D. X 3 MM THICK)		
K	1709	WASHER – FLAT (13/16 I.D. X 1-1/2 INCH O.D.)		
L	21540	WASHER – HARD ASTM F436 M20-340HV-AB2C		
M	30080	BOLT – HEX HD 3/8-16 X 4.5 GR5-AA1J		
N	135407	BOLT – HEX FLG SER HD 5/16-18 X 1.5 GR5-AA1J		
P	30280	NUT – FLG LK SMFC 5/16-18 UNC GR5 AA1J		
Q	21264	BOLT – HEX HD 3/8-16 X 1.25 GR5-AA1J		
R	18590	NUT – HEX 3/8-16 UNC GR 5 ZP		
S	19965	BOLT – RHSN 3/8-16 X 1-GR5-AA1J		
T	21585	BOLT – HEX HD 5/8-11 X 1.25 GR5-AA1J		
U	18639	WASHER – REG. LOCK 5/8 IN. NOM. ID AA1J		
V	21582	BOLT – HEX HD 5/8-11 X 1.75 GR5-AA1J		
W	18593	NUT – HEX 3/4-10 UNC GR 5 ZP		
Y	18640	WASHER – REG. LOCK 3/4 IN. NOM. ID AA1J		
Z	18689	NUT – HEX LK DT 3/4-10 UNC GR5 AA1J		

84. FD70 Headers only.

85. D60 Headers only.

14 Mechanical Center-Link with Float Indicator



MECHANICAL CENTER-LINK WITH FLOAT INDICATOR

Ref	Part Number	Description	Qty	Serial Number
	B4822	KIT – FLOAT INDICATOR FOR D50/D60, EXCEPT GLEANER R ⁸⁶		
	B5081	KIT – MECHANICAL CENTER-LINK, EXCEPT GLEANER R ⁸⁶		
	B4942	KIT – FLOAT INDICATOR FOR D50/D60, GLEANER R ONLY ⁸⁶		
	B5008	KIT – MECHANICAL CENTER-LINK, GLEANER R ONLY ⁸⁶		
	B5431	KIT – MECHANICAL CENTER-LINK, LONG TO SHORT CONVERSION KIT FOR CIH 5088/6088/7088 W/O STONE TRAP ⁸⁷		
1	133003	CENTER-LINK – ASSY, MECH, LONG (INCLUDES ITEMS #2-6) ⁸⁸	1	
	133704	CENTER-LINK – ASSY, MECH, SHORT (INCLUDES ITEMS #2-6) ⁸⁹	1	
2	103407	TUBE – CENTER LINK, LONG ⁸⁸	1	
	133710	TUBE – CENTER LINK, SHORT ⁸⁹	1	
3	103409	JOINT – CENTER LINK, LONG ⁸⁸	1	
	133711	JOINT – CENTER LINK, SHORT ⁸⁹	1	
4	133000	ROD – CENTER LINK, THREADED, LONG ⁸⁸	1	
	133708	ROD – CENTER LINK, THREADED, SHORT ⁸⁹	1	
5	42433	COLLAR – LOCKING	1	
6	16266	PIN – SPRING, 1/4 DIAMETER X 1-1/4 INCH, LONG LINK ⁸⁸	2	
	187959	PIN – SPRING, 1/4 DIAMETER X 1-1/8 INCH, SHORT LINK ⁸⁹	1	
7	156123	CLEVIS – WITH PIN	1	-168559
	133253	CLEVIS – WITH PIN	1	168560-174609
	187829	PIVOT – MACHINED	1	174610-
8	18667	PIN – CLEVIS, 19 MM DIAMETER X 105 MM EFFECTIVE LENGTH ⁹⁰	1	
9	133035	PIN – INDICATOR PIVOT	1	
10	133238	BRACKET – TOP LINK, LH, LONG (SHOWN ON ILLUSTRATION) ⁸⁸	1	-184453
	133666	BRACKET – TOP LINK, LH, SHORT ⁸⁹	1	-184453
	187238	BRACKET – TOP LINK, LH, LONG ⁸⁸	1	184454-
	187247	BRACKET – TOP LINK, LH, SHORT ⁸⁹	1	184454-
11	133239	BRACKET – TOP LINK, RH, LONG (SHOWN ON ILLUSTRATION) ⁸⁸	1	-184453
	133713	BRACKET – TOP LINK, RH, SHORT ⁸⁹	1	-184453
	187239	BRACKET – TOP LINK, RH, LONG ⁸⁸	1	184454-
	187248	BRACKET – TOP LINK, RH, SHORT ⁸⁹	1	184454-
12	133038	COVER	1	-168559
	133906	COVER – LONG (WAS 133180) ⁸⁸	1	168560-
	133772	COVER – SHORT ⁸⁹	1	
13	156834	HOUSING – INDICATOR	1	
14	156964	ARM	1	
15	16681	PIN – SPRING, 5/16 DIAMETER X 2 INCH	1	

86. Kits are available through Whole Goods only.

87. Used to modify kits B4822 or B5081. Kits are available through Whole Goods only.

88. Long center-link components are for all combines EXCEPT CIH 5088/6088/7088 without Stone Trap and Gleaner R Combines.

89. Short center-link components are for CIH 5088/6088/7088 without Stone Trap and Gleaner R Combines only.

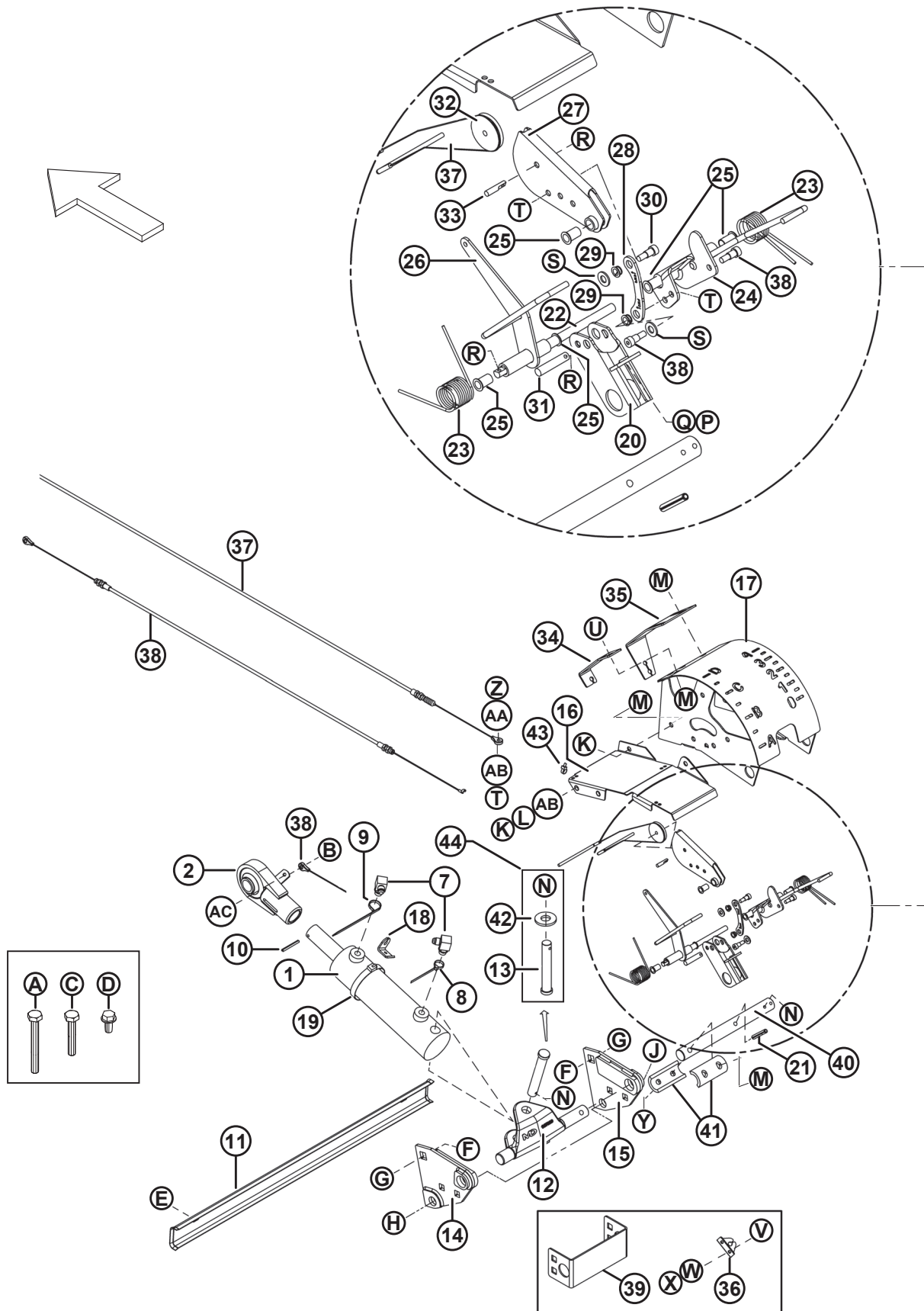
90. The clevis pin (MD #18667) is installed head-down on short center-link combines.

MECHANICAL CENTER-LINK WITH FLOAT INDICATOR

Ref	Part Number	Description	Qty	Serial Number
16	156843	SPRING – TORSION	2	
17	156838	INDICATOR – FLOAT	1	
18	156963	BUSHING – PLASTIC	4	
19	156995	INDICATOR – HEADER ANGLE	1	
	133071	TUBE – SPACER, UNITS W/O HEADER ANGLE (TILT) INDICATOR	1	
20	156841	LINK	1	
21	156969	BUSHING – PLASTIC	2	
22	135423	BOLT – SHOULDER, SPECIAL	2	
23	156155	CHANNEL	1	-168559
24	133902	PIN – BOLT ON EXTENSION	1	174610-
25	133904	COUPLER – SHAFT	1	174610-
26	25689	WASHER – FLAT (SHORT CENTER-LINK ONLY) ⁸⁹	1	
27	REF	CASE IH 5088/6088/7088 COMBINES WITHOUT STONE TRAP AND GLEANER R COMBINES ONLY ⁹¹		
A	18523	BOLT – RHSN 5/8-11 X 1.5-GR5-AA1J		
B	50225	NUT – FLG DT 5/8-11 UNC GR5 AA1J		
C	50107	BOLT – HEX HD 3/4-10 X 8.5 GR5 AA1J		
D	102636	NUT – HEX LK DT 3/4-10 UNC GR5 AA1J		
E	21567	BOLT – HEX HD 3/8-16 X 0.75 GR5-AA1J		
F	18637	WASHER – REG. LOCK 3/8 IN. NOM. ID AA1J		
G	30228	NUT – FLG DT SM FACE 3/8-16 UNC-GR5-AA1J		
H	50049	BOLT – HEX HD TFL 3/8-16 X 1.75 GR5-AA1J		
J	18590	NUT – HEX 3/8-16 UNC GR 5 ZP		
K	18607	PIN – COTTER 5/32 DIA X 1.5 ZP		
L	18605	PIN – COTTER 1/8 DIA X 1 ZP		
N	18597	WASHER – FLAT SAE 11/32 ID X 11/16 OD AA1J		
P	18724	NUT – HEX LK DT 1/4-20 UNC GR5 AA1J		
S	21354	BOLT – HEX HD 3/8-16 X 2.0 GR5-AA1J		
T	20535	WASHER – FLAT		

91. Case IH 5088/6088/7088 Combines without Stone Trap and Gleaner R Combines only.

15 Hydraulic Center-Link with Float and Tilt Indicators



HYDRAULIC CENTER-LINK WITH FLOAT AND TILT INDICATORS

NOTE:

For hose connections to the center-link hydraulic cylinders (item #1), refer to Section *17 Hydraulic Selector – Header Tilt / Reel Fore-Aft*, page 69.

Ref	Part Number	Description	Qty	Serial Number
	B4820	KIT – HYDRAULIC CENTER-LINK FOR FD70, EXCEPT GLEANER R ⁹²		
	B4821	KIT – HYDRAULIC CENTER-LINK FOR D60, EXCEPT GLEANER R ⁹²		
	B5006	KIT – HYDRAULIC CENTER-LINK FOR FD70, GLEANER R ONLY ⁹²		
	B5007	KIT – HYDRAULIC CENTER-LINK FOR D60, GLEANER R ONLY ⁹²		
	B5432	KIT – HYDRAULIC CENTER-LINK LONG TO SHORT CONVERSION KIT FOR CIH 5088/6088/7088 W/O STONE TRAP ⁹³		
1	156131	CYLINDER – HYDRAULIC, CENTER LINK, LONG ⁹⁴	1	
	133705	CYLINDER – HYDRAULIC, CENTER LINK, SHORT ⁹⁵	1	
	112625	SEAL KIT – FOR HYDRAULIC CYLINDER		
2	187887	EYE – CYLINDER END	1	
7	30282	FITTING – ELBOW 90°, #6 MALE JIC X #6 MALE ORB C/W O-RING	2	
	50219	O-RING – 1.98 X 11.89		
8	49227	FASTENER – CABLE TIE, GREEN	1	
9	40702	FASTENER – CABLE TIE, RED	1	
10	135453	PIN – SPRING, 3/16 DIAMETER X 1-7/8 INCH	1	
11	156724	COVER – HOSE	1	-168559
	133249	COVER – HOSE	1	168560-
12	156123	CLEVIS – WITH PIN	1	-168559
	133253	CLEVIS – WITH PIN	1	168560-174609
	187829	PIVOT – MACHINED	1	174610-
13	18667	PIN – CLEVIS, 19 MM DIAMETER X 105 MM EFFECTIVE LENGTH ⁹⁶	1	
14	133238	BRACKET – TOP LINK, LH, LONG (SHOWN ON ILLUSTRATION) ⁹⁴	1	-184453
	133666	BRACKET – TOP LINK, LH, SHORT ⁹⁵	1	-184453
	187238	BRACKET – TOP LINK, LH, LONG ⁹⁴	1	184454-
	187247	BRACKET – TOP LINK, LH, SHORT ⁹⁵	1	184454-
15	133239	BRACKET – TOP LINK, RH, LONG (SHOWN ON ILLUSTRATION) ⁹⁴	1	-184453
	133713	BRACKET – TOP LINK, RH, SHORT ⁹⁵	1	-184453
	187239	BRACKET – TOP LINK, RH, LONG ⁹⁴	1	184454-
	187248	BRACKET – TOP LINK, RH, SHORT ⁹⁵	1	184454-
16	133038	COVER	1	-168559
	133906	COVER – LONG (WAS 133180) ⁹⁴	1	168560-
	133772	COVER – SHORT ⁹⁵	1	
17	156834	HOUSING – INDICATOR	1	

92. Kits are available through Whole Goods only.

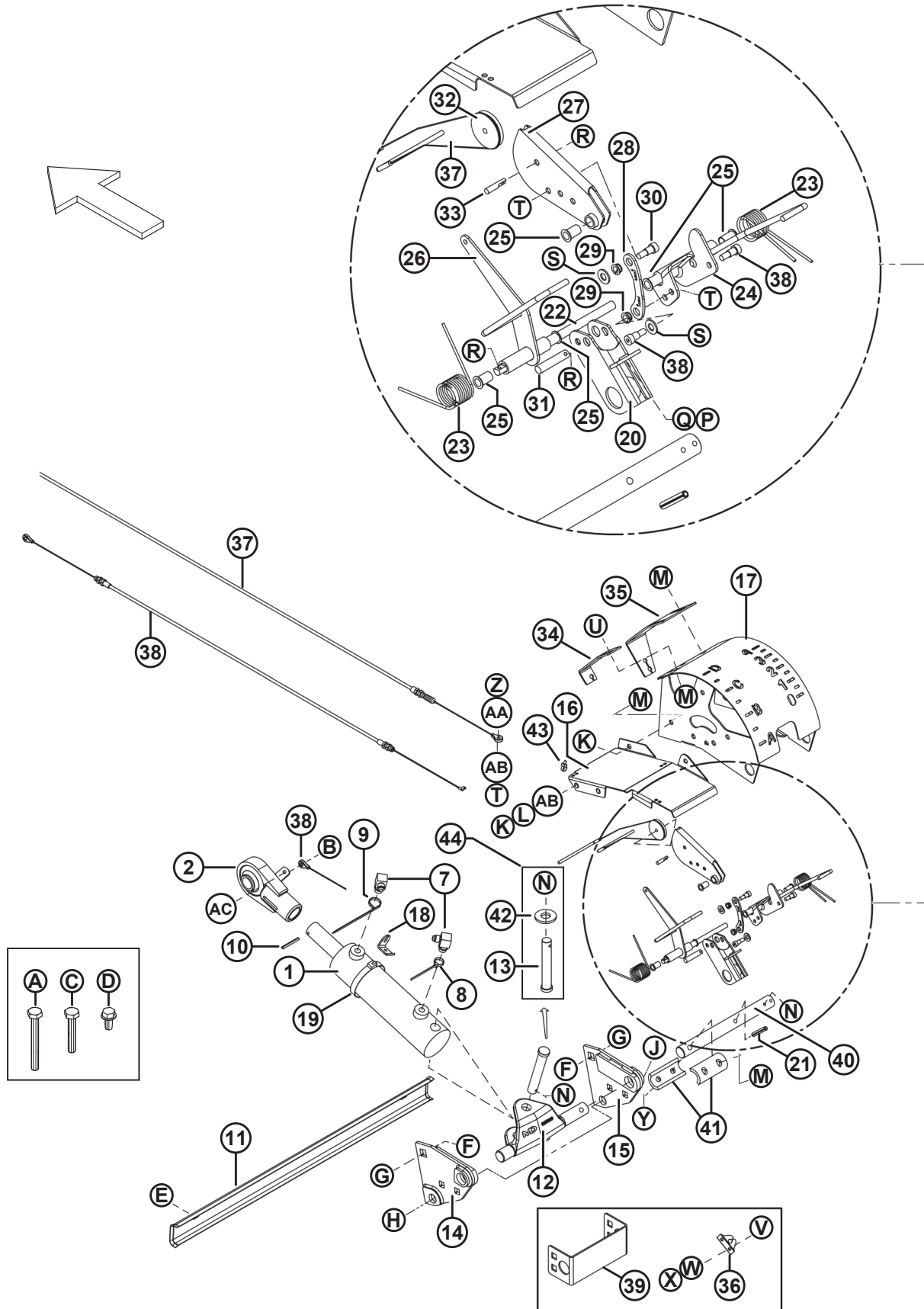
93. Used to modify kits B4820 or B4821. Kits are available through Whole Goods only.

94. Long center-link components are for all combines EXCEPT CIH 5088/6088/7088 without Stone Trap and Gleaner R Combines.

95. Short center-link components are for CIH 5088/6088/7088 without Stone Trap and Gleaner R Combines only.

96. The clevis pin (MD #18667) is installed head-down on short center-link combines.

HYDRAULIC CENTER-LINK WITH FLOAT AND TILT INDICATORS



1045482

HYDRAULIC CENTER-LINK WITH FLOAT AND TILT INDICATORS

Ref	Part Number	Description	Qty	Serial Number
18	133039	ANCHOR – CABLE	1	
19	112823	CLAMP – GEAR TYPE	1	
20	156964	ARM	1	
21	16681	PIN – SPRING, 5/16 DIAMETER X 2 INCH	1	
22	133035	PIN – INDICATOR PIVOT	1	
23	156843	SPRING – TORSION	2	
24	156838	INDICATOR – FLOAT	1	
25	156963	BUSHING – PLASTIC ⁹⁷	5	
26	156995	INDICATOR – HEADER ANGLE	1	
27	156821	ARM – PIVOT (AUTO HEADER HEIGHT UNITS) ⁹⁸	1	
28	156841	LINK ⁹⁹	1	
29	156969	BUSHING – PLASTIC	2	
30	135423	BOLT – SHOULDER, SPECIAL ¹⁰⁰	3	
31	133036	PIN – “D” END, 45 MM LG (AUTO HEADER HEIGHT UNITS) ⁹⁸	1	
32	156818	PULLEY – CONTROL (AUTO HEADER HEIGHT UNITS) ⁹⁸	1	
33	133037	PIN – “D” END, 29 MM LG (AUTO HEADER HEIGHT UNITS) ⁹⁸	1	
34	133076	BRACKET – ANGLE INDICATOR CABLE	1	
35	133011	BRACKET – AUTO HEADER HEIGHT CABLE	1	
36	133040	ANCHOR – CABLE	1	
37	133089	CABLE – AUTO HEADER HEIGHT, TO CONTROL PULLEY	1	
38	133082	CABLE – ANGLE INDICATOR, TO CYLINDER	1	
39	156155	CHANNEL	1	-168559
40	133902	PIN – BOLT ON EXTENSION	1	174610-
41	133904	COUPLER – SHAFT	2	174610-
42	25689	WASHER – FLAT, SHORT LINK ONLY ⁹⁵	1	
43	21763	TIE – PLASTIC	3	
44	REF	CASE IH 5088/6088/7088 COMBINES WITHOUT STONE TRAP AND GLEANER R COMBINES ONLY ¹⁰¹		
A	30638	BOLT – HH 1/4 NC X 2.25 LG GR5 ZP		
B	18724	NUT – HEX LK DT 1/4-20 UNC GR5 AA1J		
C	21574	BOLT – HEX HD 1/4-20 X 1.5-GR5-AA1J		
D	21055	SCREW – HEX WSH 1/4-20 X 1/2-AA1J		
E	30693	BOLT – HEX FLG SER HD 3/8-16 X .5 GR5-AA1J		
F	18523	BOLT – RHSN 5/8-11 X 1.5-GR5-AA1J		
G	50225	NUT – FLG DT 5/8-11 UNC GR5 AA1J		
H	50107	BOLT – HEX HD 3/4-10 X 8.5 GR5-AA1J		
J	102636	NUT – HEX LK DT 3/4-10 UNC GR5 AA1J		

97. Quantity is 4 for units without auto header height.

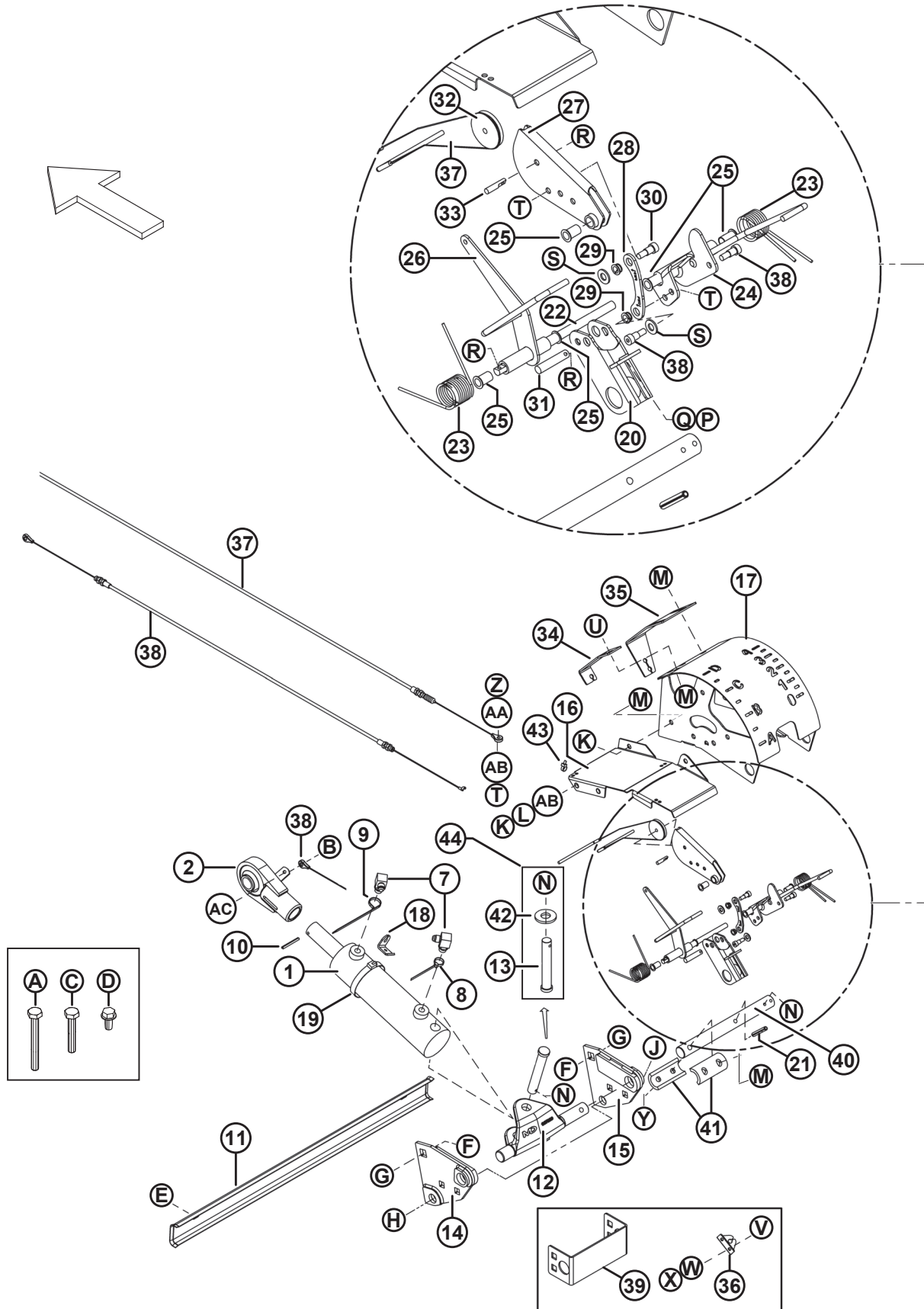
98. For units with auto header height.

99. For units with auto header height, install the link (MD #156841) as shown. For units without auto header height, install the link between the arm (MD #156964) and the float indicator (MD #156838).

100. Quantity is 2 for units without auto header height.

101. Case IH 5088/6088/7088 Combines without Stone Trap and Gleaner R Combines only.

HYDRAULIC CENTER-LINK WITH FLOAT AND TILT INDICATORS

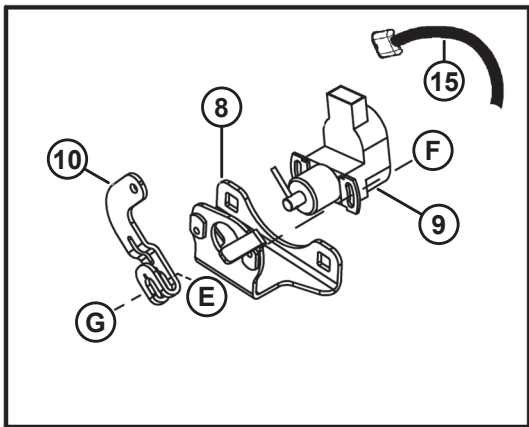
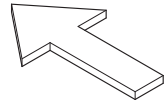
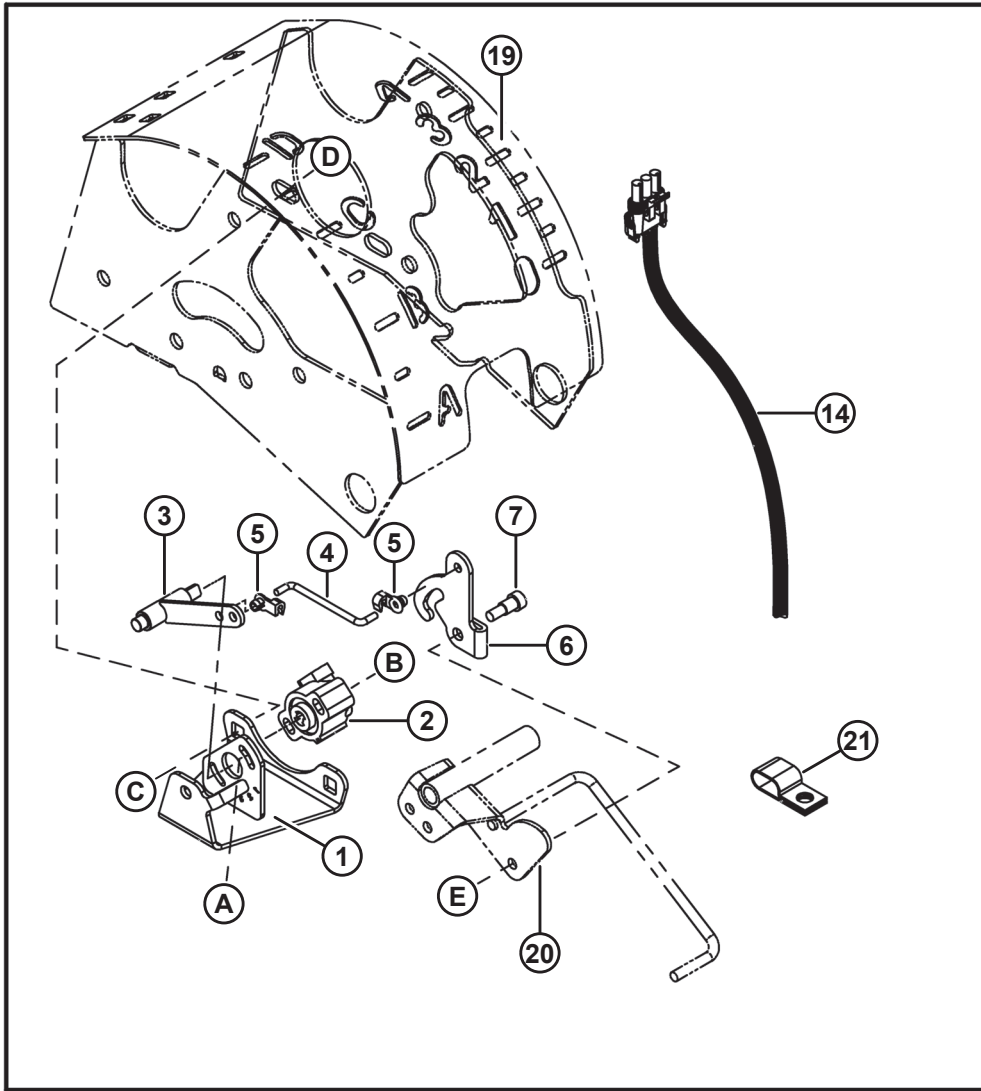


1045-482

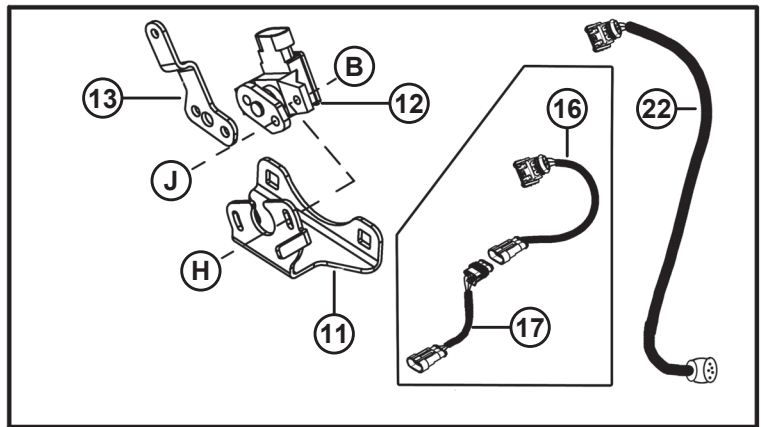
HYDRAULIC CENTER-LINK WITH FLOAT AND TILT INDICATORS

Ref	Part Number	Description	Qty	Serial Number
K	21567	BOLT – HEX HD 3/8-16 X 0.5 GR5-AA1J		
L	18637	WASHER – REG. LOCK 3/8 IN. NOM. ID AA1J		
M	30228	NUT – FLG DT SM FACE 3/8-16 UNC-GR5-AA1J		
N	18607	PIN – COTTER 5/32 DIA X 1.5 ZP		
P	50049	BOLT – HEX HD TFL 3/8-16 X 1.75 GR5-AA1J		
Q	18590	NUT – HEX 3/8-16 UNC GR5 ZP		
R	18605	PIN – COTTER 1/8 DIA X 1 ZP		
S	18597	WASHER – FLAT SAE 11/32 ID X 11/16 OD AA1J		
T	18724	NUT – HEX LK DT 1/4-20 UNC GR5 AA1J		
U	21863	BOLT – RHSSN 3/8-16 X 0.75 LG GR5 AA1J		
V	30465	BOLT – RHSN #10-24 X 0.5-GR2-AA1J		
W	18795	WASHER – FLAT SAE 3/16-STL-SOFT-ZINC		
X	18707	NUT – HEX LOCK DT #10-24 UNC-AA1J		
Y	21354	BOLT – HEX HD 3/8-16 X 2.0 GR5-AA1J		
Z	30942	BOLT – HEX HD 1/4-20 X 1.25 GR5-AA1J		
AA	18596	WASHER – FLAT SAE 9/32 ID X 5/8 OD AA1J		
AB	20535	WASHER – FLAT		
AC	21566	BOLT – HEX HD 1/4-20 X 0.75 GR5-AA1J		

16 Auto Header Height – Sensors, Linkage, and Harnesses



23



24

1045489

AUTO HEADER HEIGHT – SENSORS, LINKAGE, AND HARNESES

Ref	Part Number	Description	Qty	Serial Number
	B4823	KIT – AUTO HEADER HEIGHT COMPLETION KIT, CASE ¹⁰²		
	B4824	KIT – AUTO HEADER HEIGHT COMPLETION KIT, NEW HOLLAND CR AND CX ¹⁰²		
	B4825	KIT – AUTO HEADER HEIGHT COMPLETION KIT, JOHN DEERE AND AGCO ¹⁰²		
	B4827	KIT – AUTO HEADER HEIGHT COMPLETION KIT, CLAAS LEXION (12 VOLT SYSTEM ONLY) ¹⁰²		
1	156828	SUPPORT – SENSOR, CASE / JOHN DEERE / AGCO ¹⁰³	1	
2	158069	CONTROL – POTENTIOMETER, CASE / JOHN DEERE / AGCO ¹⁰³	1	
3	187193	ARM – LINKAGE, CASE / JOHN DEERE / AGCO ¹⁰³	1	
4	158633	ROD – LINKAGE, ALL COMBINES ¹⁰⁴	1	
5	153492	CLIP – ROD END, ALL COMBINES ¹⁰⁴	2	
6	187194	ARM – LINKAGE, ALL COMBINES ¹⁰⁴	1	
7	135423	BOLT – SHOULDER, SPECIAL, ALL COMBINES ¹⁰⁴	1	
8	156280	SUPPORT – SENSOR, NEW HOLLAND CR/CX ¹⁰⁵	1	
9	153692	CONTROL – POTENTIOMETER, NEW HOLLAND CR/CX ¹⁰⁵	1	
10	133158	ARM – LINKAGE, NEW HOLLAND CR/CX ¹⁰⁵	1	
11	156267	SUPPORT – SENSOR, CLAAS LEXION (12V) ¹⁰⁶	1	
12	158666	SENSOR – ANGLE, CLAAS LEXION (12V) ¹⁰⁶	1	
13	156268	ARM – LINKAGE, CLAAS LEXION (12V) ¹⁰⁶	1	
14	153698	HARNESS – CASE AFX COMBINES ¹⁰⁷	1	
	133133	HARNESS – CASE 2300 SERIES COMBINES ¹⁰⁸	1	
15	153769	HARNESS – NEW HOLLAND CR/CX COMBINES ¹⁰⁵		
16	158698	HARNESS – CLAAS LEXION COMBINES, 2M (12V POTENTIOMETER) ¹⁰⁶		-174609
17	158697	HARNESS – CLAAS LEXION COMBINES, 6M (FEEDER HOUSE) ¹⁰⁹	1	-174609
	129841	HARNESS – CLAAS LEXION COMBINES, 6M (FEEDER HOUSE) ¹¹⁰	1	-174609
	158754	SPLICE – TAP (CLAAS LEXION COMBINES ONLY) ¹⁰⁶	3	
18	REF	CASE, JOHN DEERE, AGCO, AND ALL COMMON PARTS ¹¹¹		
19	REF	HOUSING – INDICATOR ¹¹²		
20	REF	INDICATOR – FLOAT ¹¹²		
21	135233	CLAMP – HARNESS HOLDER ¹⁰⁴	2	

102. Kits are available through Whole Goods only.

103. Case, John Deere, and AGCO Combines.

104. All combines.

105. New Holland CR/CX Combines.

106. CLAAS Lexion Combines.

107. Case AFX Combines.

108. Case 2300 Series Combines.

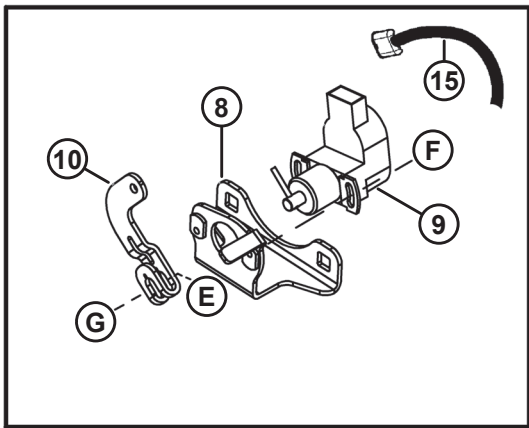
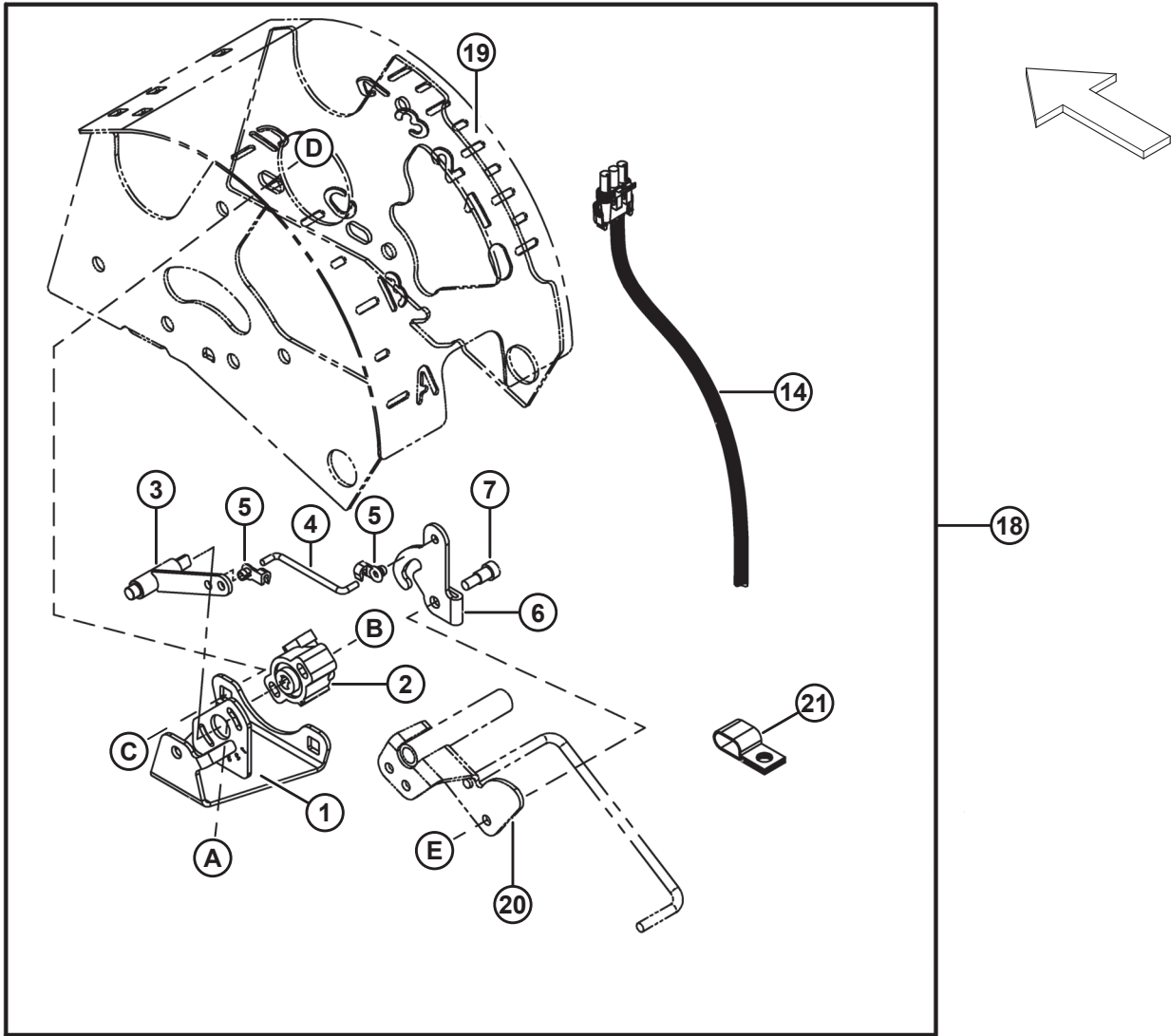
109. The harness (MD #158697) is for CLAAS Lexion combines with float springs.

110. The harness (MD #129841) is for CLAAS Lexion combines with a pressure transducer.

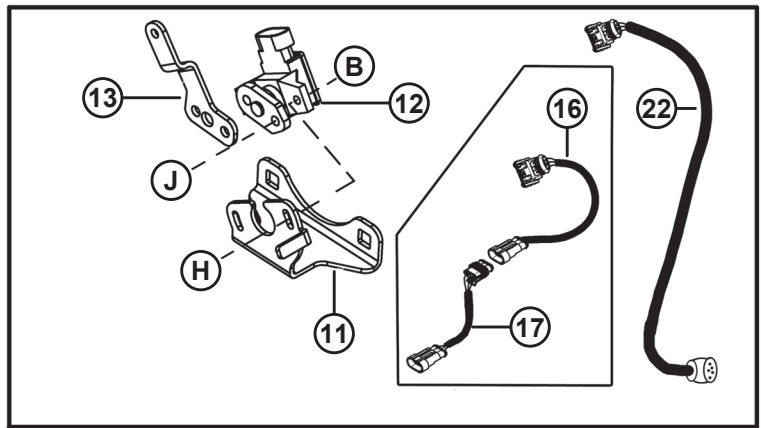
111. Case IH, John Deere, and AGCO; all common parts.

112. Refer to Section [14 Mechanical Center-Link with Float Indicator, page 55](#) or Section [15 Hydraulic Center-Link with Float and Tilt Indicators, page 59](#).

AUTO HEADER HEIGHT – SENSORS, LINKAGE, AND HARNESSES



23



24

1045489

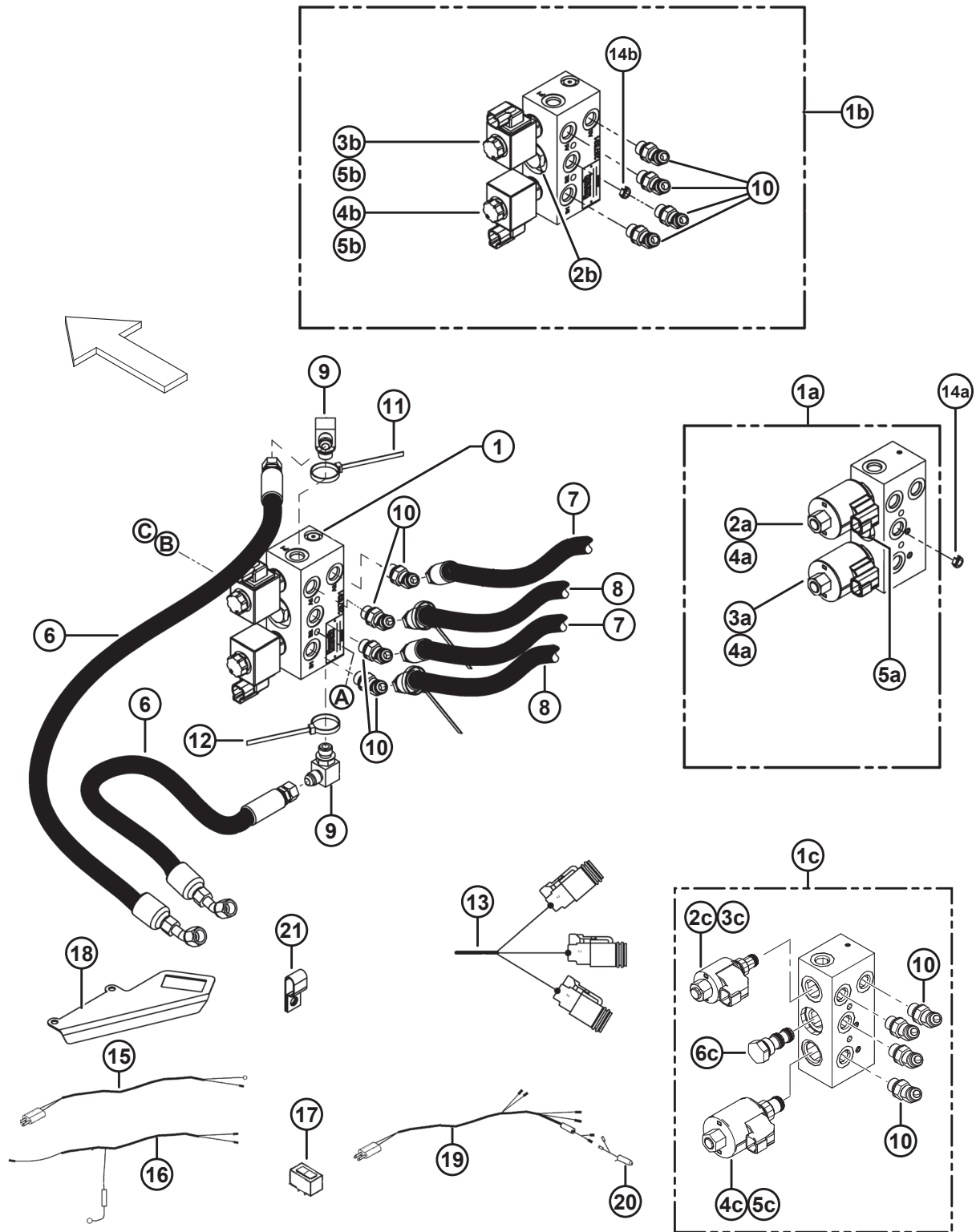
AUTO HEADER HEIGHT – SENSORS, LINKAGE, AND HARNESSSES

Ref	Part Number	Description	Qty	Serial Number
22	133220	HARNES – CLAAS LEXION COMBINES ¹⁰⁶	1	174610–
23	REF	NEW HOLLAND CR/CX ¹¹³		
24	REF	CLAAS LEXION ¹¹⁴		
A	136018	BOLT – RHSN #10-24 X 1.25-GR2-AA1J		
B	105197	NUT – HEX NYLOC 3/16-24 UNC GR2 AA1T		
C	21863	BOLT – RHSSN 3/8-16 X 0.75 LG GR5 AA1J		
D	30228	NUT – FLG DT SM FACE 3/8-16 UNC-GR5-AA1J		
E	18724	NUT – HEX LK DT 1/4-20 UNC GR5 AA1J		
F	42284	SCREW – MCH PHL #10-24 X 1/2-GR2-AA1J		
G	21573	BOLT – HEX HD 1/4-20 X 1.0 GR5-AA1J		
H	158722	BOLT – RHSN #10-24 X 3/4-GR2-AA1J		
J	158704	SCREW – PAN HD M6 X 1 X 8-4.8-AA1J		

113. New Holland CR/CX.

114. CLAAS Lexion.

17 Hydraulic Selector – Header Tilt / Reel Fore-Aft



HYDRAULIC SELECTOR – HEADER TILT / REEL FORE-AFT

NOTE:

Ports A1 and B1 will always be used together for the same function, and ports A2 and B2 will always be used together for the same function. A1/B1 may be used for header tilt and A2/B2 may be used for reel fore-aft, or vice versa, depending on the combine make. In this illustration, the hydraulic hoses connected to the tilt cylinder are shown connected to ports A1/B1.

NOTE:

Items #17, 19, 20, and 21 are **NOT** required for New Holland CR/CX and New Holland AFX Combines with integral control.

Ref	Part Number	Description	Qty	Serial Number
1	279833	KIT – SELECTOR VALVE REPAIR ¹¹⁵	1	-174609
1a	133985	VALVE – SELECTOR (HYDRA-FORCE) ¹¹⁶	1	174610–
	133809	SEAL KIT		
2a	129705	CARTRIDGE – VALVE (SV1) ¹¹⁷	1	
3a	133807	CARTRIDGE – VALVE (SV2)	1	
4a	129707	COIL – VALVE (CL1)	2	
5a	133808	COIL – VALVE, CARTRIDGE (PCI)	1	
1b	220535	VALVE – SELECTOR, C/W FITTINGS (BOSCH-REXROTH) ¹¹⁸	1	216500–
2b	174938	VALVE – CHECK V2	1	
3b	174939	VALVE – SOLENOID V3	1	
4b	174940	VALVE – SOLENOID V4	1	
5b	174941	COIL – VALVE V5	2	
1c	133418	VALVE – SELECTOR (HYDRA-FORCE) ¹¹⁹	1	174610–
	133809	SEAL KIT		
2c	320492	VALVE – DIRECTIONAL ¹²⁰	1	
	129711	SEAL KIT		
	320493	NUT – COIL		
3c	252319	COIL – SOLENOID	1	
4c	133807	VALVE – CARTRIDGE	1	
5c	129707	COIL – COMBINATION VALVE	1	
6c	123321	VALVE – PILOT OPERATED CHECK	1	
6	133260	HOSE – HYDRAULIC (VALVE “P” PORTS TO COMBINE COUPLER ASSEMBLY) ¹²¹	2	
7	133043	HOSE – HYDRAULIC (VALVE TO CENTER-LINK TILT CYLINDER) ¹²²	2	

115. The repair kit includes one selector valve (MD #133418), two bolts (MD #135250), two flange nuts (MD #21455), two lock nuts (MD #135248), and instructions.

116. Hydra-Force selector valve (MD #133985) includes two cartridges (MD #129705, 133807) and two coils (MD #129707, 133808). Hydra-Force selector valve MD #133985 has been superseded by MD #133418; refer to item #1c for service parts.

117. Cartridge MD #129705 has been superseded by solenoid valve (complete with coil) MD #320464.

118. The Bosch-Rexroth selector valve (MD #220535) includes three valves (MD #174938, 174939, 174940), two coils (MD #174941), and four 45-degree elbow fittings (MD #30284).

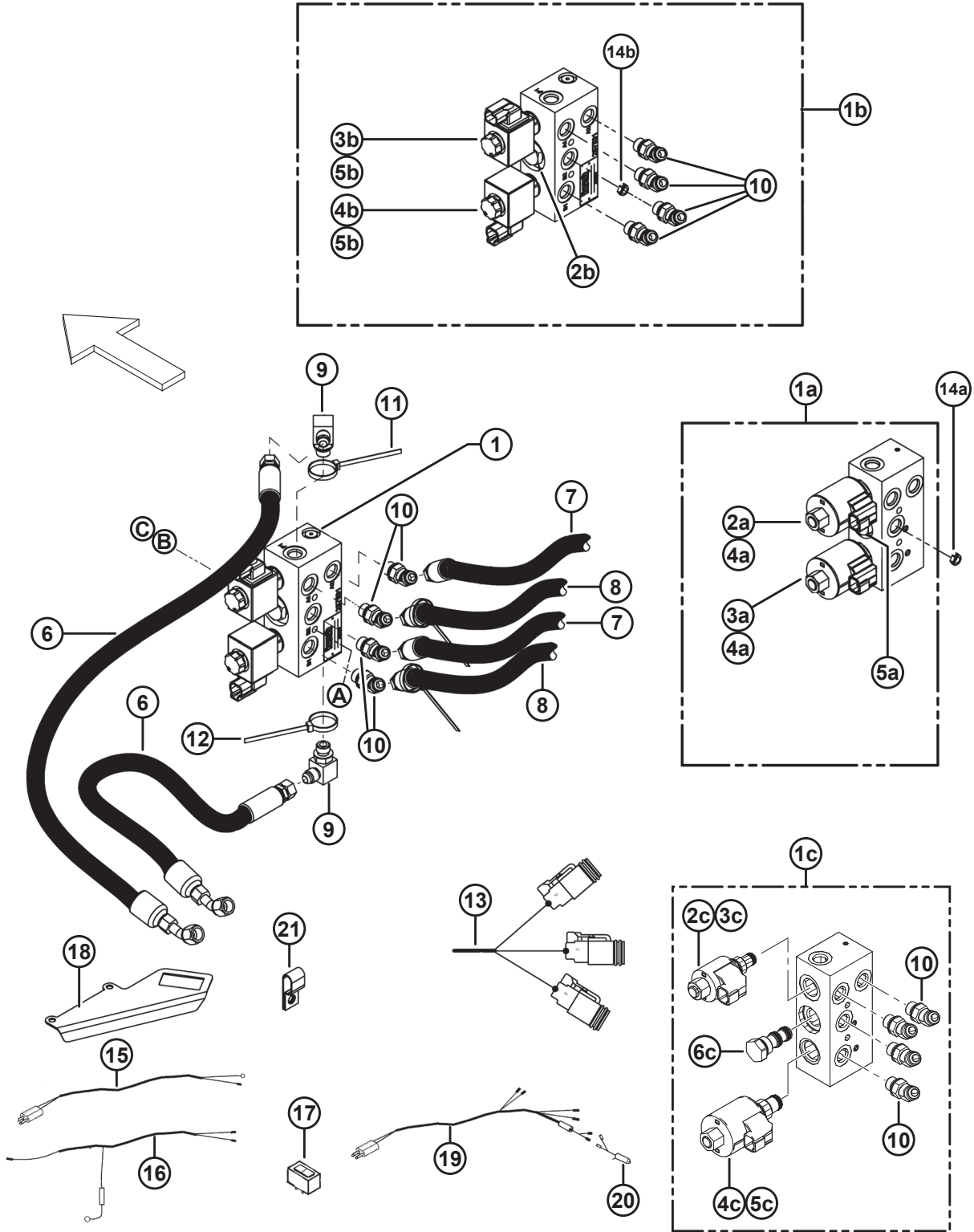
119. Hydra-Force selector valve MD #133418 supersedes Hydra-Force selector valve MD #133985. The new selector valve (MD #133418) includes four elbow fittings (MD #30284), one check valve (MD #123321), one coil (MD #129707), one cartridge (MD #133807), one coil (MD #252319), one directional valve (MD #320492), and coil nuts.

120. The directional valve (MD #320492) includes seal kit (MD #129711) and coil nut (MD #320493).

121. Connects the valve “P” ports to the combine coupler assembly.

122. Connects the valve to the center-link tilt cylinder.

HYDRAULIC SELECTOR – HEADER TILT / REEL FORE-AFT



1045510

HYDRAULIC SELECTOR – HEADER TILT / REEL FORE-AFT

Ref	Part Number	Description	Qty	Serial Number
8	REF	HOSE – HYDRAULIC (VALVE TO REEL FORE-AFT CIRCUITS) ¹²³	2	
9	30282	FITTING – ELBOW, 90°, #6 MALE JIC X #6 MALE ORB C/W O-RING	2	
10	30284	FITTING – ELBOW, 45°, #6 MALE JIC X #6 MALE ORB C/W O-RING	4	
	50219	O-RING – 1.98 X 11.89 (FOR #6 ORB FITTING)		
11	49227	FASTENER – CABLE TIE, GREEN	2	
12	40702	FASTENER – CABLE TIE, RED	2	
13	129566	HARNESS – SELECTOR VALVE	1	
14a	16566	RESTRICTOR – ORIFICE, ONE WAY 0.035 IN, PORT B2 (HYDRA-FORCE) ¹²⁴	1	
14b	174942	RESTRICTOR – ORIFICE V6, PORT B2 (BOSCH-REXROTH) ¹²⁴	1	
	B4432	KIT – ELECTRIC FORE-AFT / HEADER TILT: CASE 23XX COMBINE ¹²⁵		
	B4433	KIT – ELECTRIC FORE-AFT / HEADER TILT: CR/CFX/AFX W/O INTEGRAL CONTROL ¹²⁵		
	B4435	KIT – ELECTRIC FORE-AFT / HEADER TILT: JOHN DEERE COMBINE ¹²⁵		
	B4434	KIT – ELECTRIC FORE-AFT / HEADER TILT: CAT COMBINE ¹²⁵		
	B4564	KIT – ELECTRIC FORE-AFT / HEADER TILT: GLEANER COMBINE ¹²⁵		
15	153989	HARNESS – WIRING, FORE-AFT/HEADER TILT ¹²⁶	1	
16	153990	HARNESS – WIRING, FORE-AFT/HEADER TILT ¹²⁷	1	
17	109064	SWITCH – ROCKER ¹²⁸	1	
18	158377	SUPPORT – ROCKER SWITCH ¹²⁹	1	
	220734	SUPPORT – ROCKER SWITCH ¹³⁰	1	
19	158326	HARNESS – WIRING, FORE-AFT/HEADER TILT ¹³¹	1	
20	158349	HARNESS – WIRING, CIGAR LIGHTER ADAPTER ¹³²	1	
21	100453	HOLDER – HARNESS ¹³³	1	
A	135250	BOLT – HEX HD 1/4-20 X 2.75 GR5-AA1J		

123. Connects the valve to the reel fore-aft circuits at header coupler on the combine hydraulic/electrical completion package.

124. Connects to port B2.

125. Includes items #15–21. Kits are available through Whole Goods only.

126. Case IH 2300 Series Combines; from header to 31-pin connector.

127. Case IH 2300 Series Combines; from 31-pin connector to rocker switch (MD #109064).

128. Mounted inside the combine cab.

129. All combine models except John Deere S Series Combines, and New Holland CR/CX and New Holland AFX Combines with integral control; in-cab mounting bracket for fore-aft/header tilt switch.

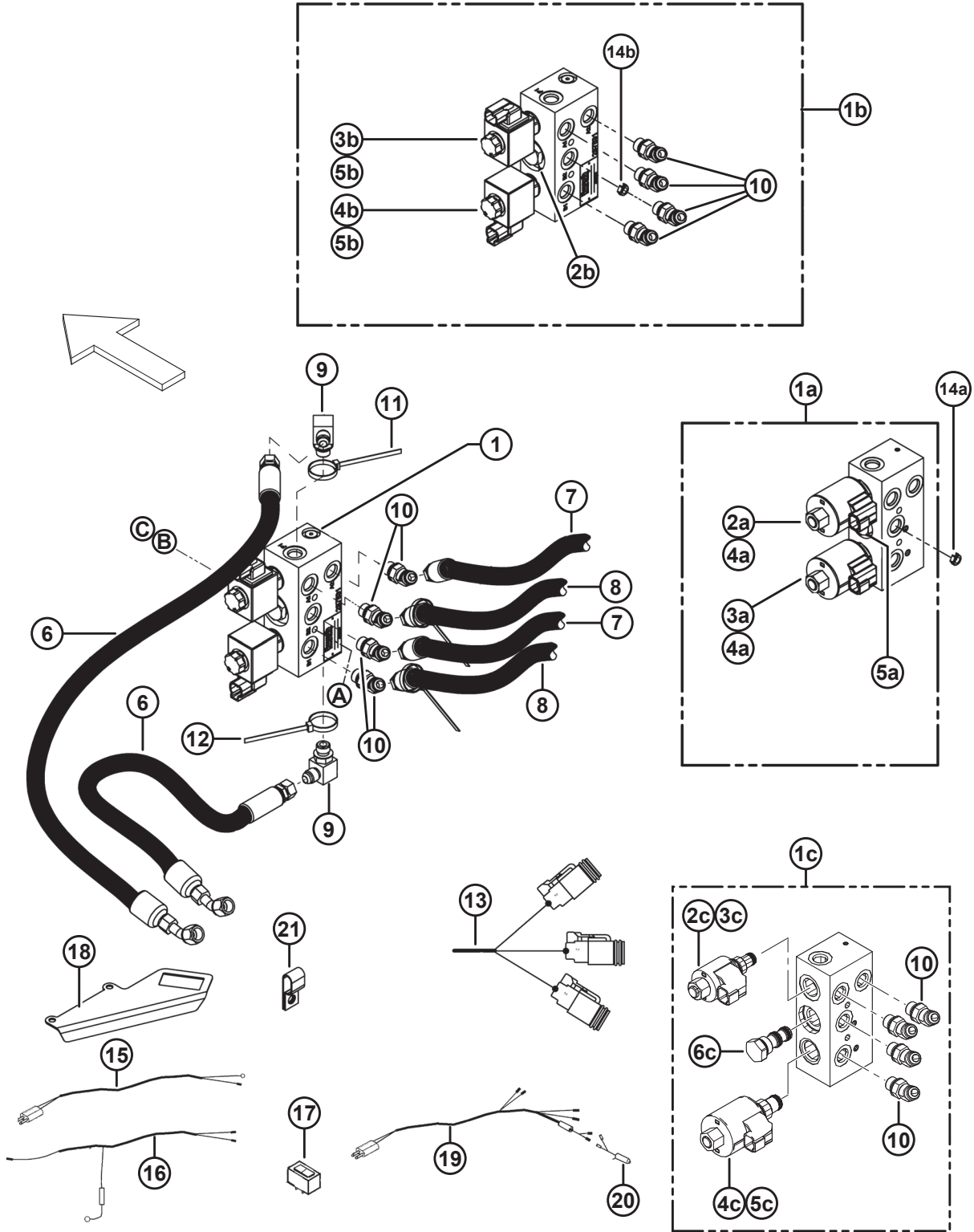
130. John Deere S Series Combines only; in-cab mounting bracket for fore-aft/header tilt switch.

131. New Holland CR/CX, New Holland AFX, John Deere, AGCO, and CLAAS Lexion Combines; from the selector valve harness (MD #129566) to the combine cab.

132. New Holland CR/CX, New Holland AFX, John Deere, and AGCO Combines.

133. New Holland CR/CX and New Holland AFX Combines.

HYDRAULIC SELECTOR – HEADER TILT / REEL FORE-AFT



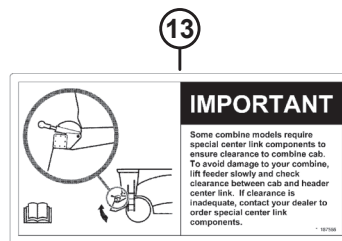


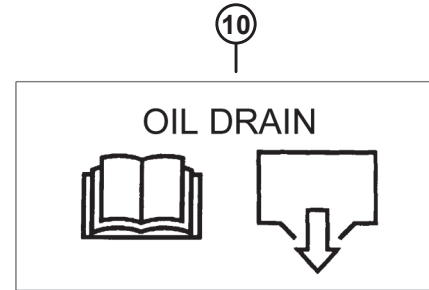
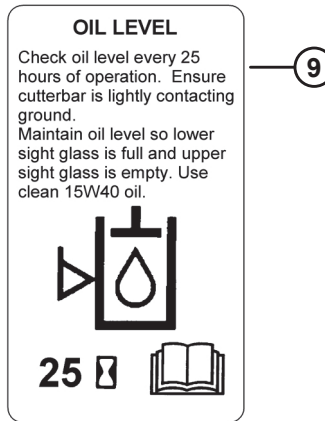
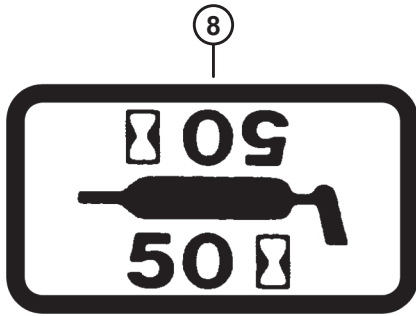
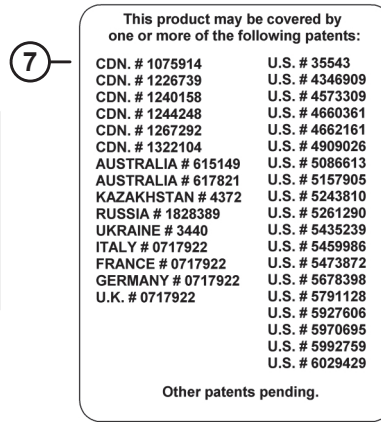
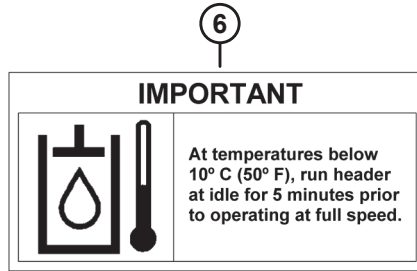
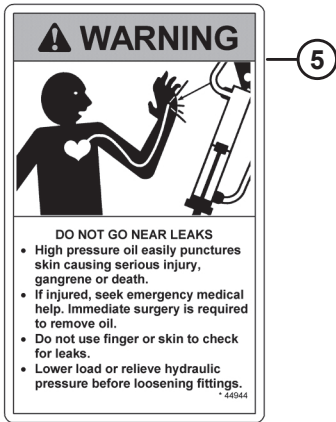
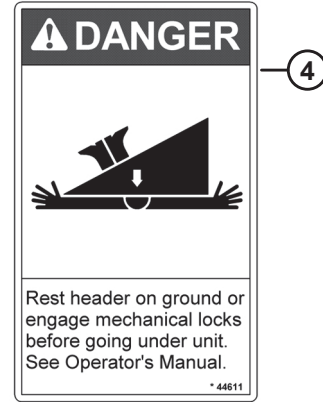
1045510

HYDRAULIC SELECTOR – HEADER TILT / REEL FORE-AFT

Ref	Part Number	Description	Qty	Serial Number
B	21455	NUT – FLG SER FACE 1/4-20 UNC GR5 AA1J (INSTALL UPSIDE DOWN) 134		
C	135248	NUT – HEX FLG CTR LOC		

134. This nut is installed upside down.

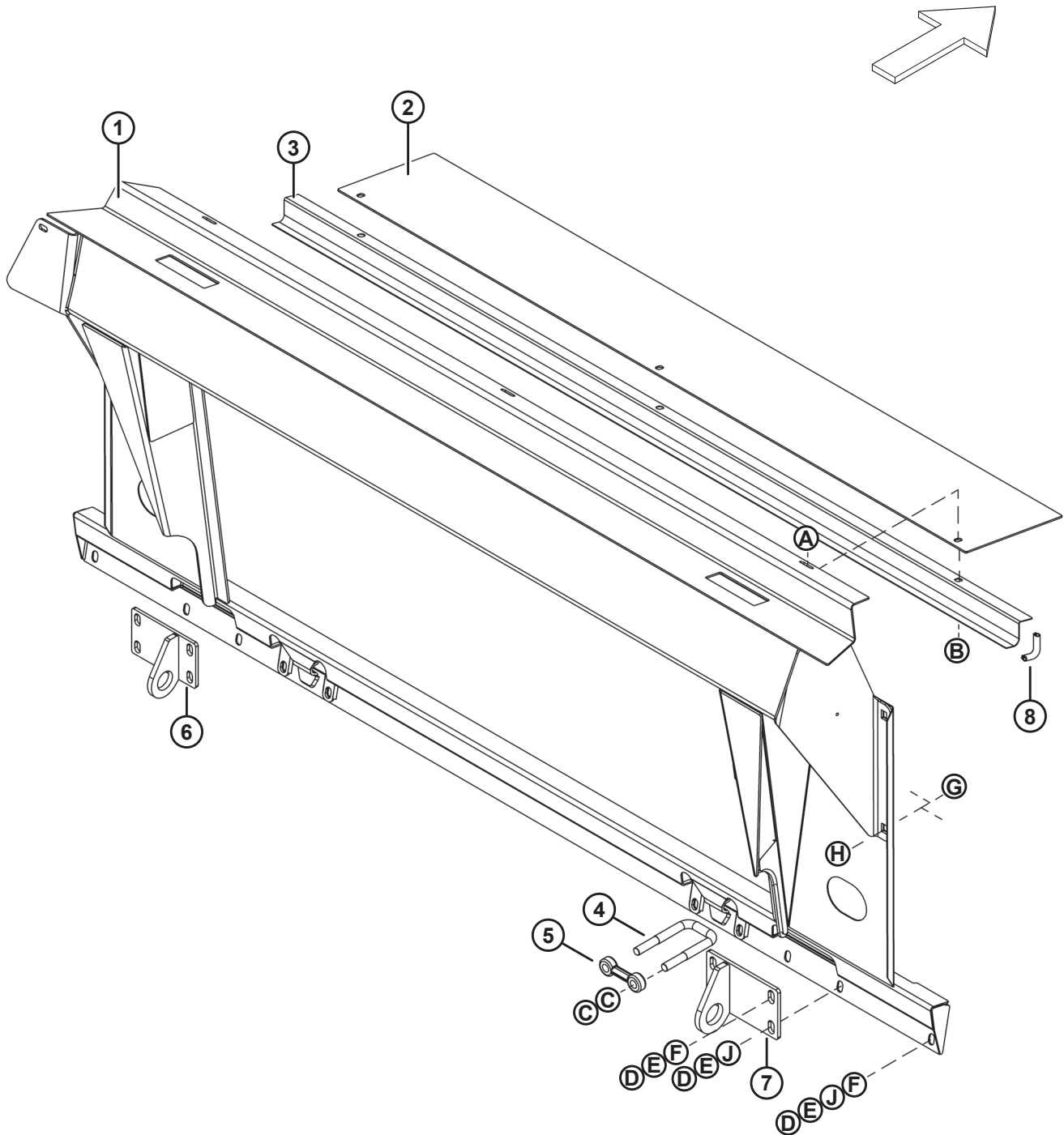
18 Decals



DECALS

Ref	Part Number	Description	Qty	Serial Number
1	30316	DECAL – DANGER, ROTATING DRIVELINE		
2	36651	DECAL – DANGER, DRIVELINE SHIELD MISSING		
3	194521	DECAL – DRIVELINE, CE		
4	44611	DECAL – DANGER, HEADER HAZARD		-185859
5	44944	DECAL – WARNING, HYDRAULIC OIL PRESSURE		-185859
6	133086	DECAL – IMPORTANT, OIL OPERATING TEMPERATURE		
7	32070	DECAL – PATENT NUMBER		
8	23165	DECAL – 50 HOUR, LUBE		
	115759	DECAL – 100 HOUR, LUBE		
9	174960	DECAL – ADAPTER HYDRAULIC OIL		
10	133537	DECAL – ADAPTER OIL DRAIN		
11	133532	DECAL – ADAPTER FLOAT LOCK, LH		
12	133533	DECAL – ADAPTER FLOAT LOCK, RH		
13	187566	DECAL – CENTER LINK CLEARANCE CHECK		
14	132117	DECAL – ANTI-SLIP STRIP		

19 Case IH 20 Series – Adapter Completion



CASE IH 20 SERIES – ADAPTER COMPLETION

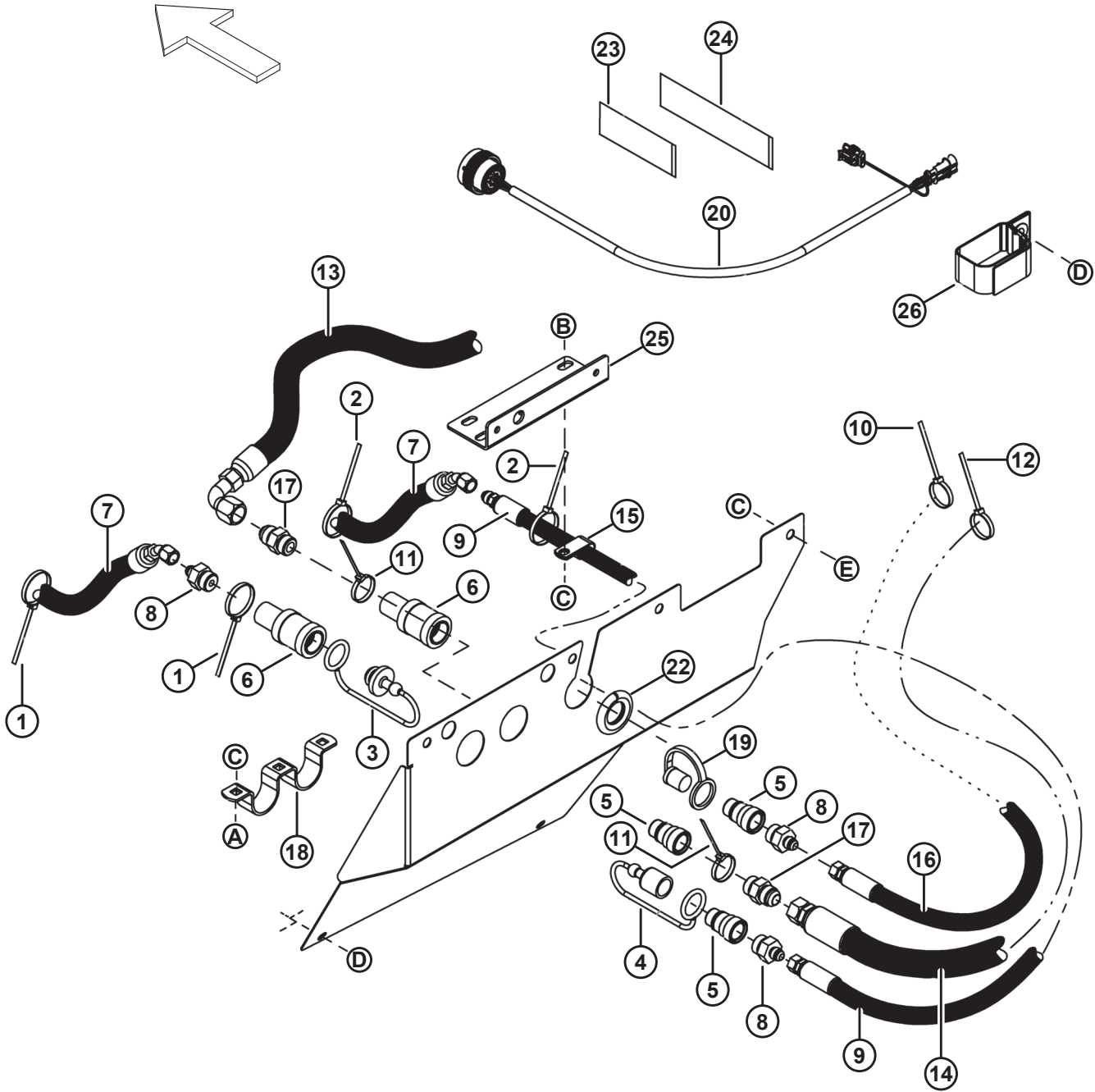
Ref	Part Number	Description	Qty	Serial Number
1	357903	KIT – ASSY TRANSITION FRAME CIH 23/25 ¹³⁵	A/R	
	347731	FRAME – CIH W/ DECAL ¹³⁶	1	
2	187723	COVER – ADAPTER HEADER OPENING	1	
3	156725	COVER – HOSE	1	
4	133242	BOLT – U	2	
5	133241	LATCH – CASE 20 SERIES	2	
6	133257	BRACKET – LOCK, LH (SERVICE ONLY) ¹³⁷	A/R	
	347964	ANCHOR – WELDT, LH ¹³⁶	1	
7	133288	BRACKET – LOCK, RH (SERVICE ONLY) ¹³⁷	A/R	
	347965	ANCHOR – WELDT, RH ¹³⁶	1	
8	42589	MOULDING – HOSE PROTECTOR, 70 MM LG	2	
A	30278	BOLT – HEX FLG SER HD 5/16-18 X 0.75 GR5-AA1J		
B	30280	NUT – FLG LK SMFC 5/16-18 UNC GR5 AA1J		
C	18592	NUT – HEX 5/8-11 UNC-GR5-ZINC		
D	18723	BOLT – HEX HD 1/2-13 X 1.5 GR5-AA1J		
E	18638	WASHER – REG. LOCK 1/2 IN. NOM. ID AA1J		
F	4761	WASHER – FLAT, 17/32 INCH I.D. X 1 3/8 O.D.		
G	21471	BOLT – RHSN 1/2-13 X 1.25 GR5 AA1J		
H	50186	NUT – FLG LK DT 1/2-13 UNC GR5 AA1J		
J	187518	WASHER – FLAT, 1/2 INCH I.D. X 1 INCH O.D. X 3/16 IN. THICK		

135. Case IH 20 Series transition frame MD #133262 has been superseded by kit MD #357903. This kit includes transition frame MD #347731, left anchor MD #347964, right anchor MD #347965, hardware, and instructions.

136. Service part only for units that have been serviced with kit MD #357903.

137. Service part only for units with superseded transition frame MD #133262.

20 Case IH 20 Series – Hydraulic/Electrical Completion



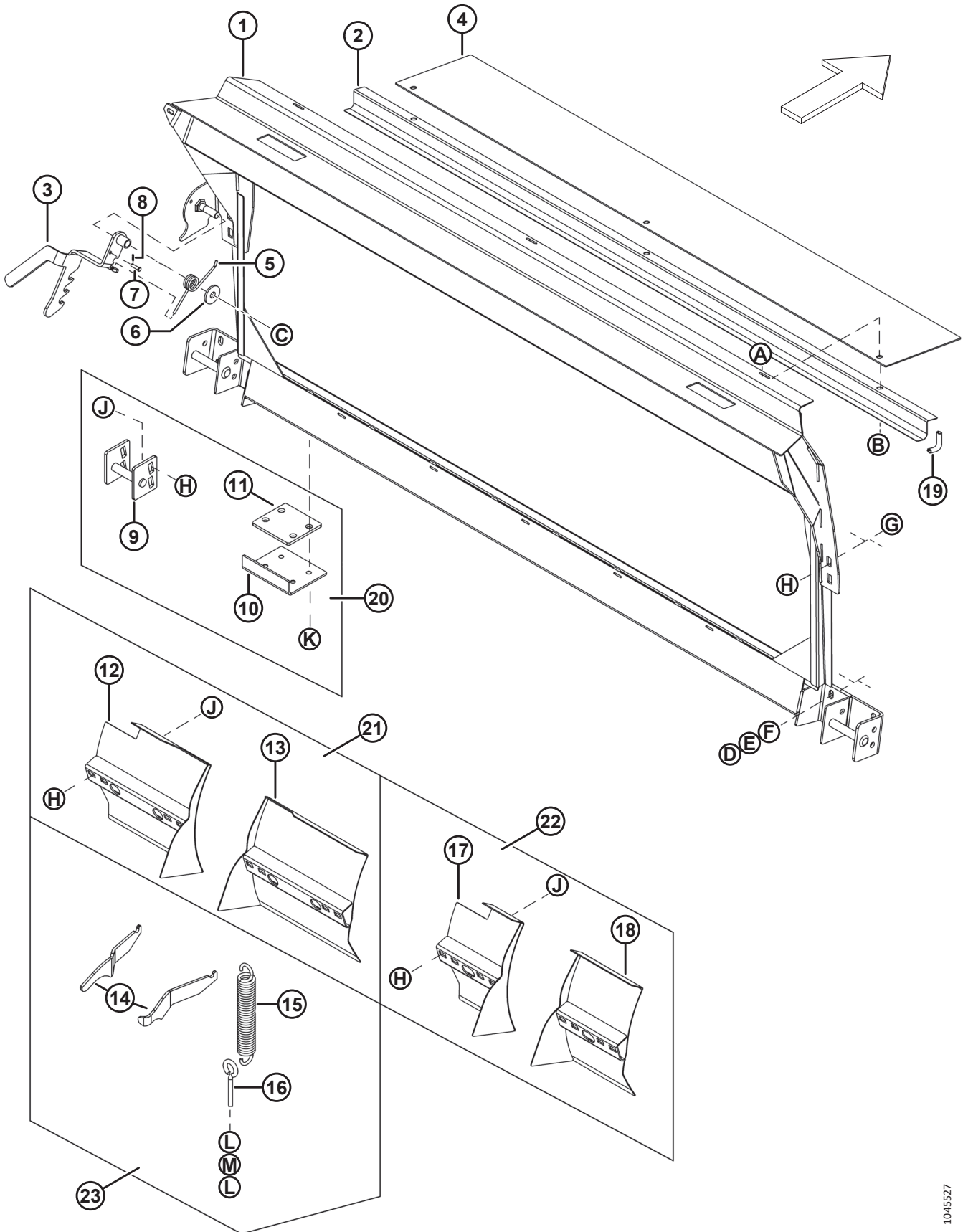
CASE IH 20 SERIES – HYDRAULIC/ELECTRICAL COMPLETION

NOTE:

For the couplers (not illustrated) at the ends of hoses #7, 13, 14 and 16, refer to Section “Reel Hydraulics – Combine Header Coupler Package” in the D50/D60/FD70 Header Parts Catalog (MD #169008).

Ref	Part Number	Description	Qty	Serial Number
1	40702	FASTENER – CABLE TIE, RED	2	
2	49227	FASTENER – CABLE TIE, GREEN	2	
3	114229	PLUG	1	
4	114230	CAP	1	
5	114142	FITTING – HYDRAULIC, COUPLING, MALE	3	
6	114143	FITTING – HYDRAULIC, COUPLING, FEMALE	2	
7	133261	HOSE – HYDRAULIC, REEL FORE-AFT CIRCUIT	2	
8	114141	FITTING – HYDRAULIC, CONNECTOR, 3/8 TUBE X 7/8 ORB	3	
	44210	O-RING – 2.46 X 19.18		
9	156935	HOSE – HYDRAULIC	1	
10	21763	FASTENER – CABLE TIE, BLACK	1	
11	49232	FASTENER – CABLE TIE, WHITE	2	
12	40701	FASTENER – CABLE TIE, YELLOW	1	
13	156758	HOSE – HYDRAULIC, REEL DRIVE	1	
14	156938	HOSE – HYDRAULIC, REEL DRIVE	1	
15	43848	CLAMP	1	
16	156909	HOSE – HYDRAULIC, REEL LIFT	1	
17	30695	FITTING – HYDRAULIC, CONNECTOR	2	
	44209	O-RING – 2.21 X 16.36		
18	114140	HOLDER – COUPLERS	1	
19	21856	CAP – DUST	1	
20	156612	HARNESS – WIRING	1	
21	156609	COVER – COUPLERS	1	-168559
	133280	COVER – COUPLERS	1	168560-
22	109791	MOULDING – PROTECTIVE	1	
23	135443	FASTENER – CINCH STRAP, 4 INCH	4	
24	135444	FASTENER – CINCH STRAP, 6 INCH	4	
25	156606	SUPPORT – HYDRAULIC COUPLERS	1	
26	163598	STRAP – VELCRO, HANGING	1	
A	19965	BOLT – RHSN 3/8-16 X 1-GR5-AA1J		
B	21863	BOLT – RHSSN 3/8-16 X 0.75 LG GR5 AA1J		
C	30228	NUT – FLG DT SM FACE 3/8-16 UNC-GR5-AA1J		
D	101898	SCREW – HEX WASH HD 3/8 NC X 5/8		
E	21821	BOLT – HEX FLG SER HD 3/8-16 X 0.75 GR5 - AA1J		

21 Case IH and New Holland CR/CX – Adapter Completion



CASE IH AND NEW HOLLAND CR/CX – ADAPTER COMPLETION

Ref	Part Number	Description	Qty	Serial Number
	B5079	KIT – SHIM HEADER LEVELING FOR 8010 NON-LATERAL TILT COMBINES ¹³⁸		
	B5404	KIT – CR FEEDING, FOR CR 9040 AND CR 9060 (NARROW FEEDER HOUSE) ¹³⁸		
	B5405	KIT – CR FEEDING, FOR CR 9070 AND CR 9080 (WIDE FEEDER HOUSE) ¹³⁸		
1	156366	FRAME – TRANSITION (CASE IH AND NEW HOLLAND COMBINES)	1	
2	156725	COVER – HOSE	1	
3	187006	LATCH – ARM	1	
4	187723	COVER – ADAPTER HEADER OPENING	1	
5	156948	SPRING – TENSION	1	
6	23745	WASHER – FLAT	1	
7	135655	PIN – CLEVIS, 1/4 DIA. X 3/4 INCH EFFECTIVE LENGTH	1	
8	252993	PIN – HAIR, 30 MM LG	1	
9	133833	PIN – WELDMENT	1	
10	133839	PLATE – SHIM	1	
11	133703	SHIM – 6.4 MM	1	
	133882	SHIM – 3 MM	3	
12	187390	DEFLECTOR – LH LONG ¹³⁹	1	
13	187391	DEFLECTOR – RH LONG ¹³⁹	1	
14	NSS	SUPPORT – SPRING ANCHORS (WELDED)		
15	187813	SPRING – EXTENSION	2	
16	106622	BOLT – EYE	2	
17	187415	DEFLECTOR – LH SHORT ¹³⁹	1	
18	187416	DEFLECTOR – RH SHORT ¹³⁹	1	
19	42589	MOULDING – HOSE PROTECTOR, 70 MM LONG	2	
20	REF	SHIM KIT FOR 8010 NON-LATERAL TILT COMBINES ¹⁴⁰		
21	REF	CR FEEDING KIT NARROW FEEDER HOUSE SPECIFIC PARTS (B5404) ¹⁴¹		
22	REF	CR FEEDING KIT WIDE FEEDER HOUSE SPECIFIC PARTS (B5405) ¹⁴²		
23	REF	CR FEEDING KIT COMMON PARTS (B5404 AND B5405) ¹⁴³		
A	30278	BOLT – HEX FLG SER HD 5/16-18 X 0.75 GR5-AA1J		
B	30280	NUT – FLG LK SMFC 5/16-18 UNC GR5 AA1J		
C	50225	NUT – FLG DT 5/8-11 UNC GR5 AA1J		
D	18723	BOLT – HEX HD 1/2-13 X 1.5 GR5-AA1J		
E	18638	WASHER – REG. LOCK 1/2 IN. NOM. ID AA1J		

138. Kits are available through Whole Goods only.

139. Items #15, 16, 20, and 21 are supplied standard for all model year 2010 and later CA20 New Holland Completion Packages including and after serial number 195760.

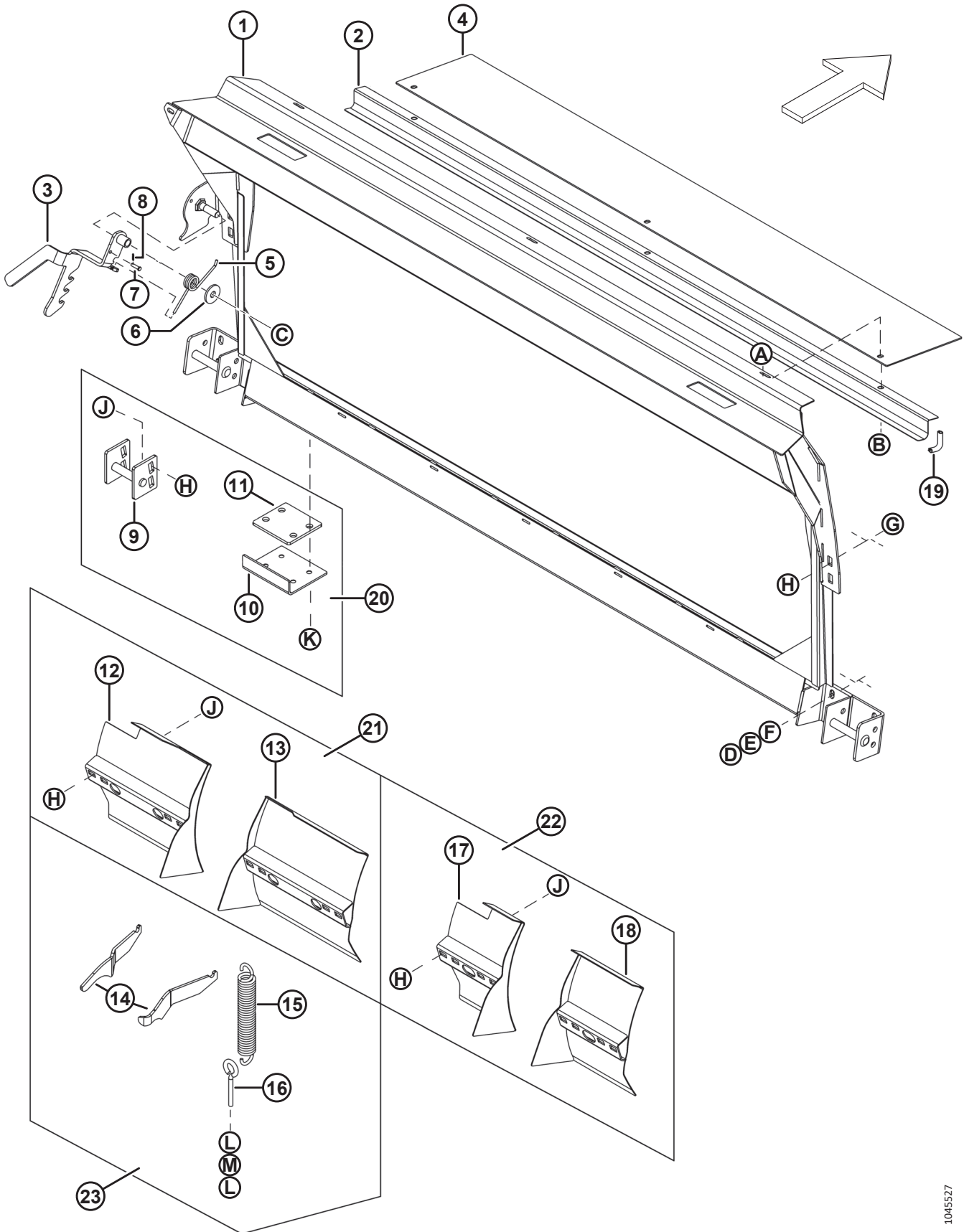
140. Shim kit for 8010 non-lateral tilt combines.

141. CR Feeding Kit narrow feeder house specific parts (B5404).

142. CR Feeding kit wide feeder house specific parts (B5405).

143. CR Feeding Kit common parts (B5404 and B5405).

CASE IH AND NEW HOLLAND CR/CX – ADAPTER COMPLETION

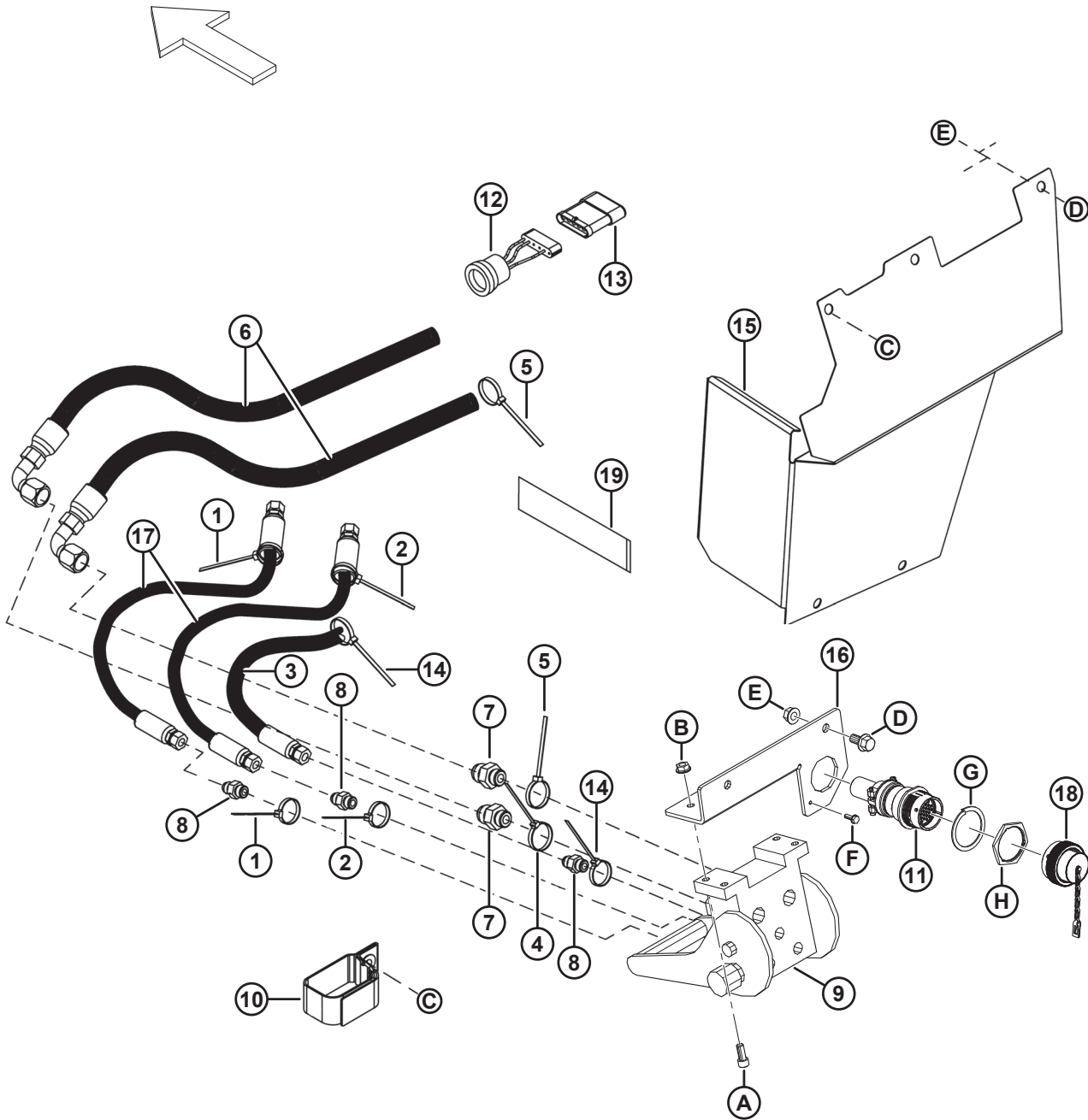


1045527

CASE IH AND NEW HOLLAND CR/CX – ADAPTER COMPLETION

Ref	Part Number	Description	Qty	Serial Number
F	25900	WASHER – FLAT, 17/32 INCH I.D. X 1 3/8 O.D.		
G	21066	BOLT – RHSN 1/2-13 X 1-GR5-AA1J		
H	50186	NUT – FLG LK DT 1/2-13 UNC GR5 AA1J		
J	21868	BOLT – RHSSN 1/2-13 X 1.0 GR5-AA1J		
K	132355	SCREW – HEX SOC CSK HD 1/2-13 X 1		
L	18590	NUT – HEX 3/8-16 UNC GR5 ZP		
M	18598	WASHER – FLAT SAE 13/32 ID X 13/16 OD AA1J		

22 Case IH and New Holland CR/CX – Hydraulic/Electrical Completion



CASE IH AND NEW HOLLAND CR/CX – HYDRAULIC/ELECTRICAL COMPLETION

NOTE:

For the couplers (not illustrated) at the ends of hoses #3, 6, and 17, refer to Section “Reel Hydraulics – Combine Header Coupler Package” in the D50/D60/FD70 Header Parts Catalog (MD #169008).

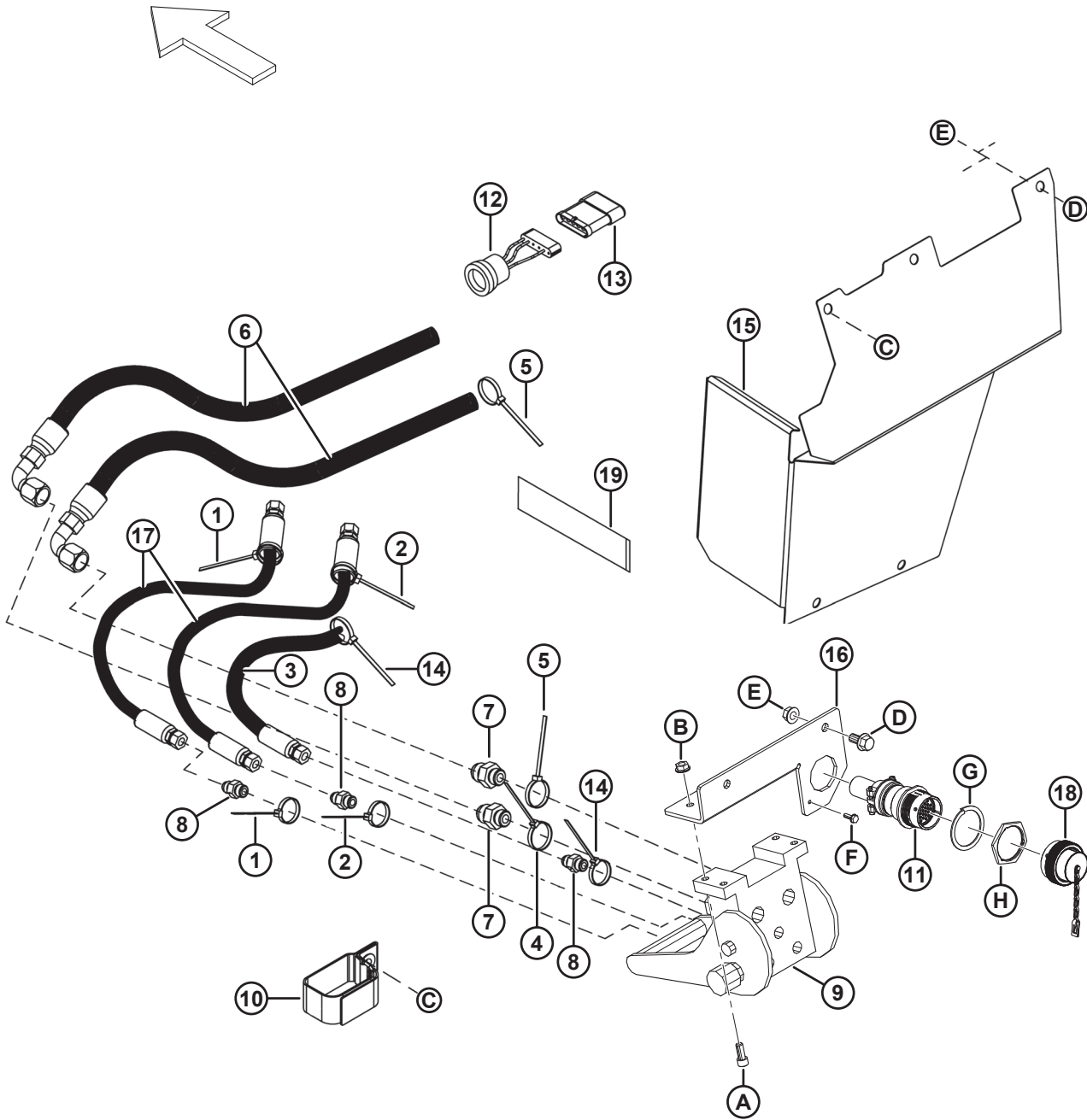
Ref	Part Number	Description	Qty	Serial Number
1	40702	FASTENER – CABLE TIE, RED	2	
2	49227	FASTENER – CABLE TIE, GREEN	2	
3	156759	HOSE – HYDRAULIC, REEL LIFT	1	
4	49232	FASTENER – CABLE TIE, WHITE	1	
5	40701	FASTENER – CABLE TIE, YELLOW	2	
6	156758	HOSE – HYDRAULIC, REEL DRIVE CIRCUIT	2	
7	21747	FITTING – HYDRAULIC, ADAPTER, MALE, 5/8 TUBE X 3/4 ORB	2	
	44209	O-RING – 2.21 X 16.36		
8	158587	FITTING – HYDRAULIC, ADAPTER, MALE, 5/8 TUBE X 9/16 ORB	3	
	50219	O-RING – 1.98 X 11.89		
9	153151	COUPLING – HYDRAULIC, MULTI COUPLER	1	
	129800	COVER KIT – MULTI COUPLERS	1	
	129801	LATCH BUTTON KIT – MULTI COUPLERS	1	
	129976	COUPLING – 1/4 IN., MULTI COUPLERS	3	
	129977	COUPLING – 3/8 IN., MULTI COUPLERS	2	
10	163598	STRAP – VELCRO, HANGING	1	
11	156613	HARNESS – WIRING	1	
12	153698	HARNESS – CASE AF (HEADER END)	1	
13	153933	RESISTOR – HEADER RECOGNITION	1	
14	21763	FASTENER – CABLE TIE, BLACK	2	
15	156622	COVER – COUPLERS	1	-168559
	133264	COVER – COUPLERS	1	168560-
16	156597	SUPPORT – HYDRAULIC MULTICOUPLER	1	-168559
	133743	SUPPORT – HYDRAULIC MULTICOUPLER ¹⁴⁴	1	168560-
17	133261	HOSE – HYDRAULIC, REEL FORE-AFT CIRCUIT	2	
18	301693	KIT – CNH ELECTRICAL COVER ¹⁴⁵	A/R	
	134053	CAP – PLUG, HD30, SIZE 24 ¹⁴⁶	1	
19	135444	FASTENER – CINCH STRAP, 6 INCH	4	
A	135397	SCREW – HEX SOC HD 5/16 NC X 3/4		
B	30280	NUT – FLG LK SMFC 5/16-18 UNC GR5 AA1J		
C	101898	SCREW – HEX WASH HD 3/8 NC X 5/8		
D	21821	BOLT – HEX FLG SER HD 3/8-16 X 0.75 GR5-AA1J		

144. Service part only for units that have been serviced with CNH Electrical Cover kit (MD #301693). For units with superseded electrical cover MD #133277, order multicoupler support MD #133265.

145. This kit is used to service superseded electrical cover MD #133277. The kit includes one cap (MD #134053), one support (MD #133743), one screw (MD #21947), one lock spring washer (MD #134011), and one panel nut (MD #134011). Two other supports are included in this kit; however, these supports are not required for CA20 Combine Adapters.

146. Service part only for units that have been serviced with CNH Electrical Cover kit (MD #301693).

CASE IH AND NEW HOLLAND CR/CX – HYDRAULIC/ELECTRICAL COMPLETION

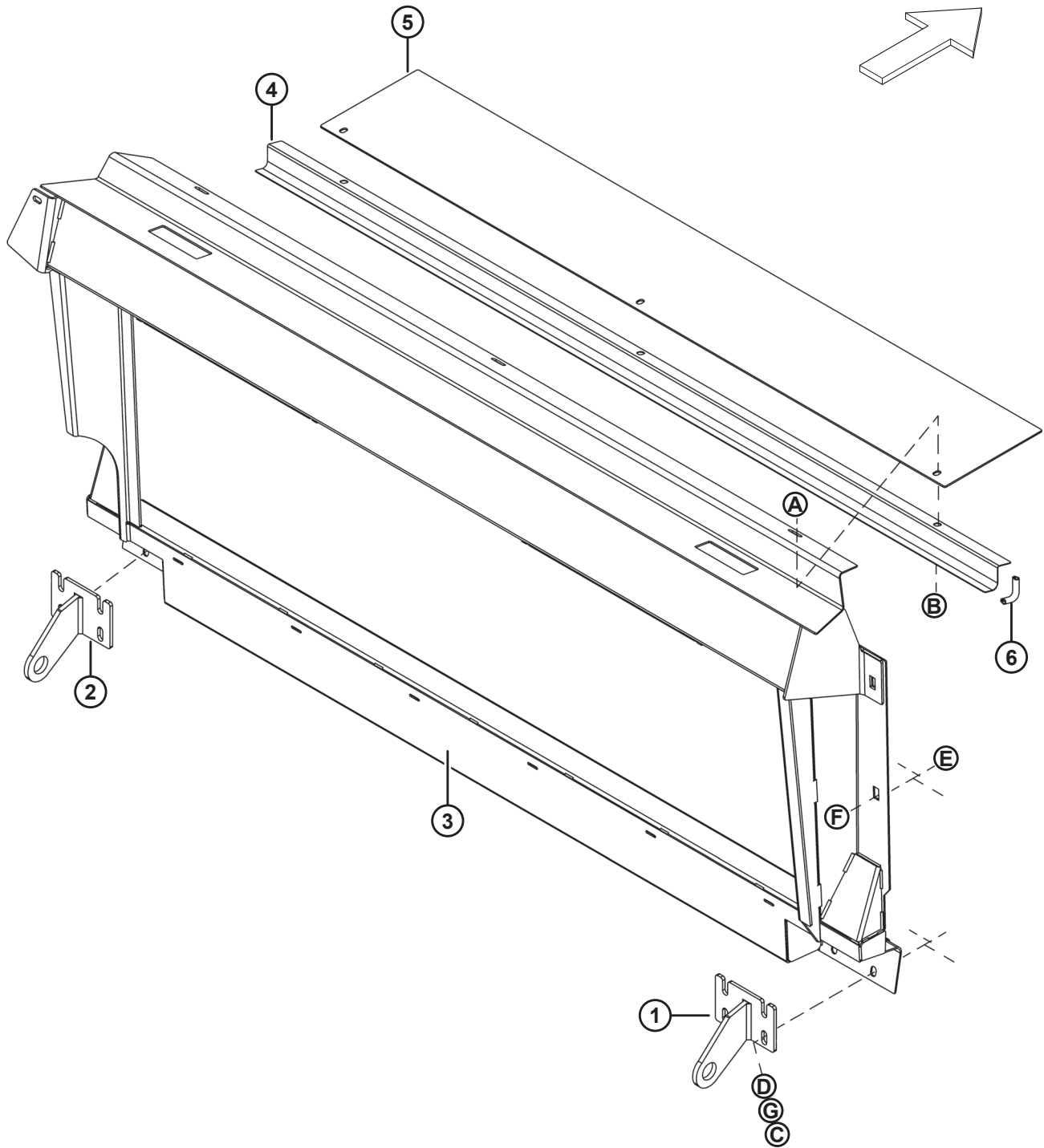


1045541

CASE IH AND NEW HOLLAND CR/CX – HYDRAULIC/ELECTRICAL COMPLETION

Ref	Part Number	Description	Qty	Serial Number
E	30228	NUT – FLG DT SM FACE 3/8-16 UNC-GR5-AA1J		
F	21947	SCREW – TPG HEX WSH #10 X 5/8-AA1J ¹⁴⁶		
G	134011	WASHER – LOCK SPRING, DEUTSCH HD, SIZE 24 ¹⁴⁶		
H	134010	NUT – PANEL, HD30, SIZE 24 ¹⁴⁶		

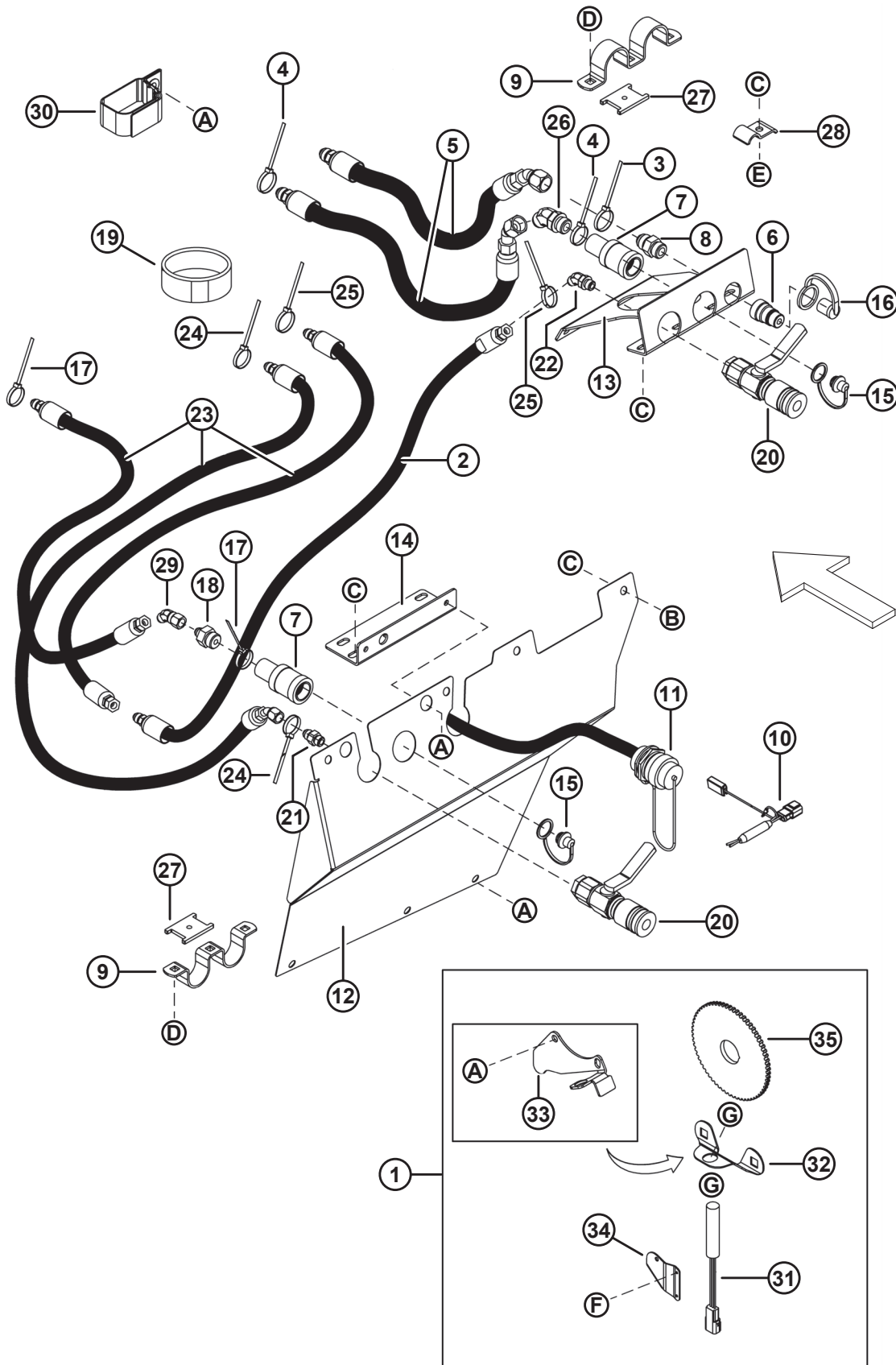
23 John Deere – Adapter Completion



JOHN DEERE – ADAPTER COMPLETION

Ref	Part Number	Description	Qty	Serial Number
1	151942	BRACKET – RH	1	
2	151941	BRACKET – LH	1	
3	151926	FRAME – JOHN DEERE COMBINES	1	
4	156725	COVER – HOSE	1	
5	187723	COVER – FRAME	1	
6	42589	MOULDING – HOSE PROTECTOR, 70 MM LONG	2	
A	30278	BOLT – HEX FLG SER HD 5/16-18 X 0.75 GR5-AA1J		
B	30280	NUT – FLG LK SMFC 5/16-18 UNC GR5 AA1J		
C	18723	BOLT – HEX HD 1/2-13 X 1.5 GR5-AA1J		
D	4761	WASHER – FLAT, 17/32 INCH I.D. X 1 3/8 O.D.		
E	21471	BOLT – RHSN 1/2-13 X 1.25 GR5 AA1J		
F	50186	NUT – FLG LK DT 1/2-13 UNC GR5 AA1J		
G	18638	WASHER – REG. LOCK 1/2 IN. NOM. ID AA1J		

24 John Deere 50 Series – Hydraulic/Electrical Completion



JOHN DEERE 50 SERIES – HYDRAULIC/ELECTRICAL COMPLETION

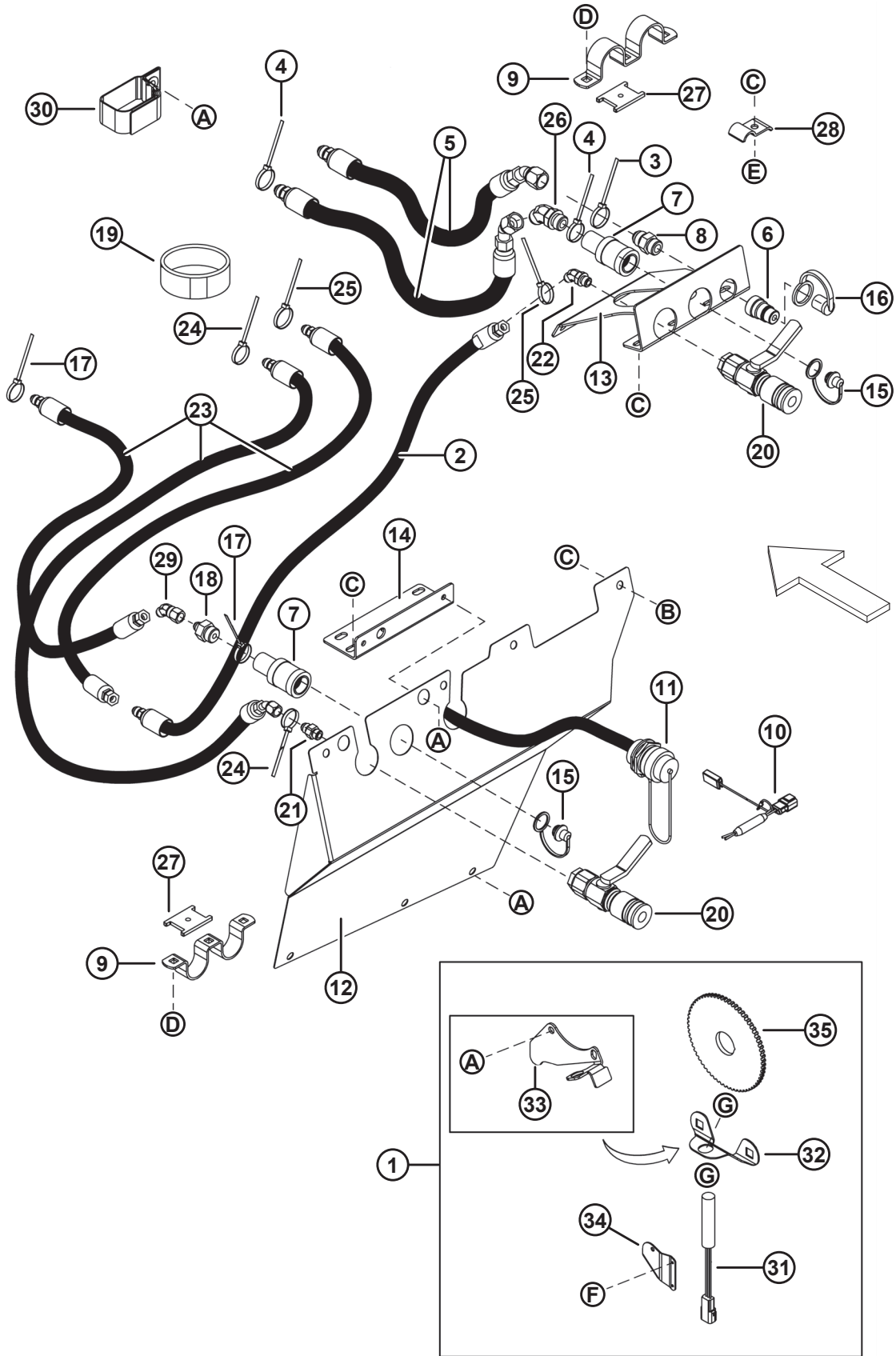
NOTE:

For the couplers (not illustrated) at the ends of hoses #2, 5, and 23, refer to Section “Reel Hydraulics – Combine Header Coupler Package” in the D50/D60/FD70 Header Parts Catalog (MD #169008).

Ref	Part Number	Description	Qty	Serial Number
1	REF	REEL SPEED PARTS LOCATED ON HEADER ¹⁴⁷		
2	133730	HOSE – HYDRAULIC, REEL FORE-AFT	1	
3	49232	FASTENER – CABLE TIE, WHITE	1	
4	40701	FASTENER – CABLE TIE, YELLOW	2	
5	156940	HOSE – HYDRAULIC, REEL DRIVE	2	
6	114142	FITTING – HYDRAULIC COUPLER, MALE	1	
7	114143	FITTING – HYDRAULIC COUPLER, FEMALE	2	
8	30695	FITTING – CONNECTOR, #10 MALE JIC X #10 MALE ORB	1	
	44209	O-RING – 2.21 X 16.36		
9	114140	HOLDER – COUPLERS	2	
10	133887	HARNESS – WIRING, REEL SPEED SENSOR	1	
11	156614	HARNESS – WIRING, JD 50 SERIES COMBINES	1	
12	156609	COVER – COUPLERS	1	-168559
	133280	COVER – COUPLERS	1	168560-
13	156967	SUPPORT – HYDRAULIC COUPLERS, RH	1	
14	156606	SUPPORT – HYDRAULIC COUPLERS	1	
15	21858	PLUG – DUST	2	
16	21856	CAP – DUST	1	
17	21763	FASTENER – CABLE TIE, BLACK	2	
18	114141	FITTING – CONNECTOR, #6 MALE JIC X #10 MALE ORB	1	
	44210	O-RING – 2.46 X 19.18		
19	135444	FASTENER – CINCH STRAP, 6 INCH	3	
	135443	FASTENER – CINCH STRAP, 4 INCH	3	
20	114120	FITTING – HYDRAULIC COUPLER, WITH SHUT-OFF	2	
21	15903	FITTING – CONNECTOR, #6 MALE JIC X #6 MALE ORB	1	
	50219	O-RING – 1.98 X 11.89		
22	30284	FITTING – ELBOW 45°, #6 MALE JIC X #6 MALE ORB	1	
	50219	O-RING – 1.98 X 11.89		
23	133261	HOSE – HYDRAULIC, REEL FORE-AFT AND REEL LIFT	3	
24	40702	FASTENER – CABLE TIE, RED	2	
25	49227	FASTENER – CABLE TIE, GREEN	2	
26	50103	FITTING – ELBOW, 45°, #10 MALE JIC X #10 MALE ORB	1	
	44209	O-RING – 2.21 X 16.36		
27	158253	SPACER – COUPLER MOUNTING	2	
28	29934	HOLDER – HOSE	1	
29	30875	FITTING – ELBOW, 45° #6 MALE JIC X #6 FEMALE JIC	1	
30	163598	STRAP – VELCRO, HANGING	1	
31	184437	SENSOR – SPEED AH116104	1	

147. These reel speed parts are located on the header.

JOHN DEERE 50 SERIES – HYDRAULIC/ELECTRICAL COMPLETION



1045551

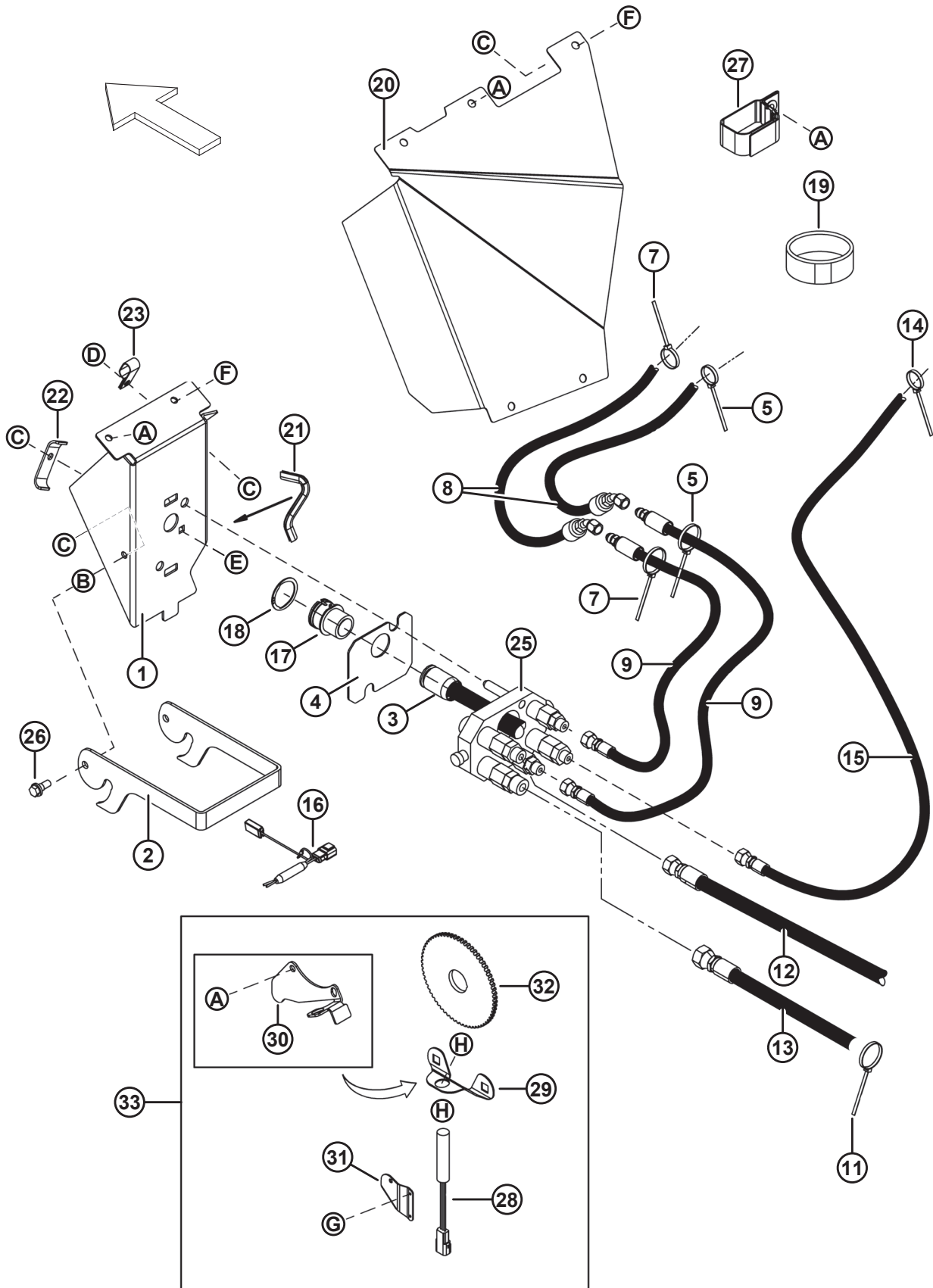
JOHN DEERE 50 SERIES – HYDRAULIC/ELECTRICAL COMPLETION

Ref	Part Number	Description	Qty	Serial Number
32	133781	SUPPORT – REEL SPEED, D60/FD70 ¹⁴⁸	1	
33	164132	SUPPORT – REEL SPEED, D50 ¹⁴⁹	1	
34	164131	SHIELD – REEL SPEED SENSOR HARNESS	1	
35	133716	DISC – REEL SPEED SENSOR	1	
A	101898	SCREW – HEX WASH HD 3/8 NC X 5/8		
B	21821	BOLT – HEX FLG SER HD 3/8-16 X 0.75 GR5-AA1J		
C	30228	NUT – FLG DT SM FACE 3/8-16 UNC-GR5-AA1J		
D	19965	BOLT – RHSN 3/8-16 X 1-GR5-AA1J		
E	19966	BOLT – RHSN 3/8-16 X 1.25-GR5-AA1J		
F	14338	RIVET – BLIND 1/8 X .125		
G	7674	NUT – HEX JAM 3/4-16 UNF GR5 AA1J		

148. D60/FD70 headers only.

149. D50 headers only.

25 John Deere 60 Series – Hydraulic/Electrical Completion



1045552

JOHN DEERE 60 SERIES – HYDRAULIC/ELECTRICAL COMPLETION

NOTE:

For the couplers (not illustrated) at the ends of hoses #8, 12, 13, and 15, refer to Section “Reel Hydraulics – Combine Header Coupler Package” in the D50/D60/FD70 Header Parts Catalog (MD #169008).

Ref	Part Number	Description	Qty	Serial Number
1	156955	BRACKET – COUPLER	1	-168559
	133270	BRACKET – COUPLER	1	168560-
2	129143	LATCH – COUPLER BRACKET	1	
3	129148	PLUG – RUBBER	1	
4	129149	PAD – RUBBER	1	
5	40702	FASTENER – CABLE TIE, RED	2	
7	49227	FASTENER – CABLE TIE, GREEN	2	
8	133261	HOSE – HYDRAULIC, REEL FORE-AFT CIRCUIT	2	
9	133382	HOSE – HYDRAULIC, REEL FORE-AFT CIRCUIT	2	
11	40701	FASTENER – CABLE TIE, YELLOW	1	
12	156970	HOSE – HYDRAULIC, REEL DRIVE CIRCUIT	1	
13	156939	HOSE – HYDRAULIC, REEL DRIVE CIRCUIT	1	
14	21763	FASTENER – CABLE TIE, BLACK	1	
15	156910	HOSE – HYDRAULIC, REEL LIFT	1	
16	133887	HARNESS – WIRING, REEL SPEED SENSOR	1	
17	187033	HARNESS – WIRING	1	
18	135267	RING – RETAINING, EXTERNAL	1	
19	135444	FASTENER – CINCH STRAP, 6 IN. LONG	5	
20	156959	COVER – COUPLERS	1	-168559
	133268	COVER – COUPLERS	1	168560-
21	109791	MOULDING – EDGE TRIM	1	
22	103351	CLAMP – HOSE	1	
23	135234	CLAMP – HOSE	1	
25	NSS	COUPLING – MULTI JOHN DEERE (PARKER) ¹⁵⁰	1	
	279718	COUPLING – MULTI JOHN DEERE (FASTER)	1	
	294097	KIT – COUPLER PLATE ASSY, JD (FASTER) ¹⁵¹		
	279011	KIT – COUPLER 3/8 C/W 3/8 IN. FITTING (FASTER) ¹⁵¹		
	279012	KIT – COUPLER 9/16 C/W 5/8 IN. FITTING (FASTER) ¹⁵¹		
	279013	KIT – COUPLER 9/16 C/W 1/2 IN. FITTING (FASTER) ¹⁵¹		
	279014	KIT – COUPLER 9/16 C/W 3/8 IN. FITTING (FASTER) ¹⁵¹		
	279034	SEAL – SHAPED, 3/8 IN. (FASTER) ¹⁵¹		
	279035	SEAL – SHAPED, 9/16 IN. (FASTER) ¹⁵¹		
26	27647	BOLT – SHOULDER, SPECIAL	2	

150. Service parts for Parker multicoupler (NSS) include two bushings (MD #182181), plate (MD #182182), three couplers (MD #184460), two couplers (MD #191704), fittings (MD #184461, 184462, 184463), two fittings (MD #191705), seal kits (MD #129859, 129860), five retaining rings (MD #184603), and two bolts (MD #184524). Parker multicoupler service parts are **NOT** interchangeable with Faster multicoupler (MD #279718) service parts. To replace the entire multicoupler, order Faster multicoupler (MD #279718).

151. Service part for Faster multicoupler (MD #279718) only; **NOT** interchangeable with Parker multicoupler (not sold separately) service parts.

JOHN DEERE 60 SERIES – HYDRAULIC/ELECTRICAL COMPLETION

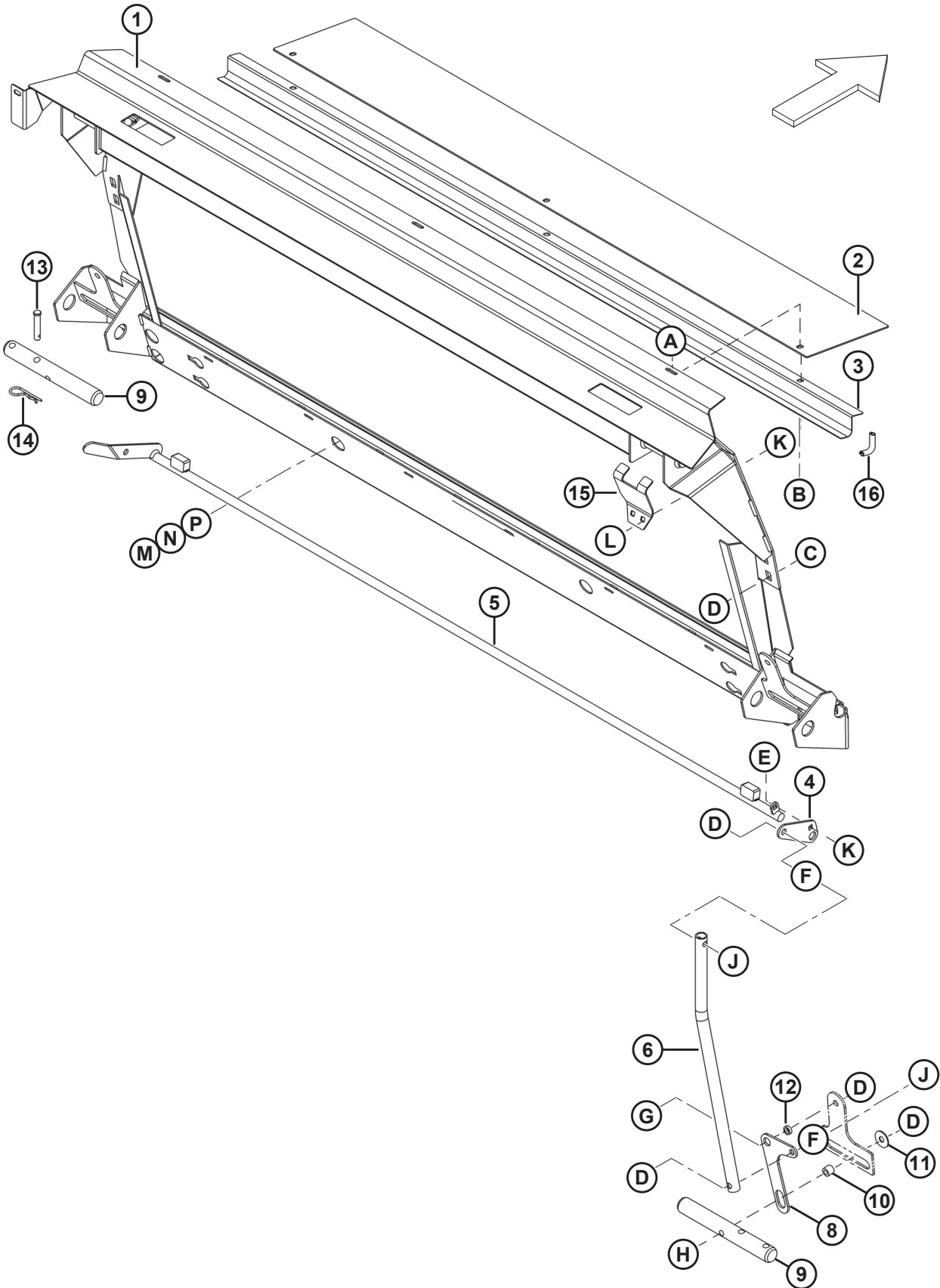
Ref	Part Number	Description	Qty	Serial Number
27	163598	STRAP – VELCRO, HANGING	1	
28	184437	SENSOR – SPEED AH116104	1	
29	133781	SUPPORT – REEL SPEED, D60/FD70 ¹⁵²	1	
30	164132	SUPPORT – REEL SPEED, D50 ¹⁵³	1	
31	164131	SHIELD – REEL SPEED SENSOR HARNESS	1	
32	133716	DISC – REEL SPEED SENSOR	1	
33	REF	REEL SPEED PARTS LOCATED ON HEADER ¹⁵⁴		
A	101898	SCREW – HEX WASH HD 3/8 NC X 5/8		
B	18652	WASHER – REG. LOCK 7/16 IN. NOM. ID AA1J		
C	30228	NUT – FLG DT SM FACE 3/8-16 UNC-GR5-AA1J		
D	21472	BOLT – RHSN 3/8-16 X .75-GR5-AA1J		
E	21484	BOLT – RHSN 3/8-16 X 1.5-GR5-AA1J		
F	21821	BOLT – HEX FLG SER HD 3/8-16 X 0.75 GR5-AA1J		
G	14338	RIVET – BLIND 1/8 X .125		
H	7674	NUT – HEX JAM 3/4-16 UNF GR5 AA1J		

152. D60/FD70 headers only.

153. D50 headers only.

154. These reel speed parts are located on the header.

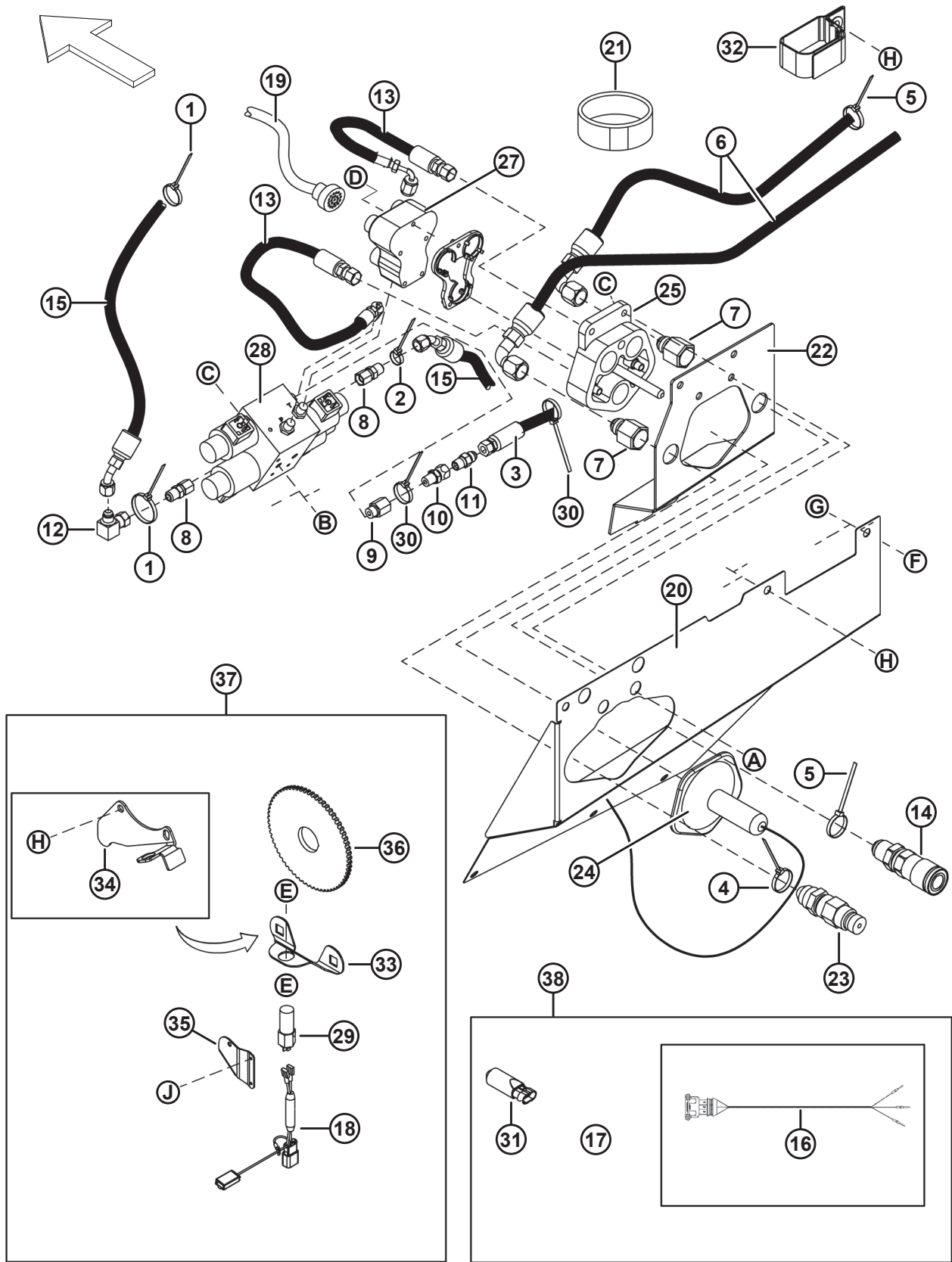
26 CLAAS Lexion – Adapter Completion



CLAAS LEXION – ADAPTER COMPLETION

Ref	Part Number	Description	Qty	Serial Number
1	304654	FRAME – TRANSITION, LEXION COMBINES	1	
2	187723	COVER – ADAPTER HEADER OPENING	1	
3	156725	COVER – HOSE	1	
4	156784	LEVER – RH	1	
5	156232	LATCH	1	
6	156783	LINK	2	
8	304669	LEVER – PIVOT	2	
9	133138	SHAFT	2	
10	156780	SPACER	2	
11	32247	WASHER – FLAT	2	
12	133439	SPACER – TUBE	2	
13	19809	PIN – CLEVIS, 12.5 MM DIA. X 52 MM EFFECTIVE LENGTH	1	
14	13125	PIN – HAIR	1	
15	245246	SUPPORT – LATCH KEEPER	2	
16	42589	MOULDING – HOSE PROTECTOR, 70 MM LONG	2	
A	30278	BOLT – HEX FLG SER HD 5/16-18 X 0.75 GR5-AA1J		
B	30280	NUT – FLG LK SMFC 5/16-18 UNC GR5 AA1J		
C	21471	BOLT – RHSN 1/2-13 X 1.25 GR5 AA1J		
D	50186	NUT – FLG LK DT 1/2-13 UNC GR5 AA1J		
E	21863	BOLT – RHSSN 3/8-16 X 0.75 LG GR5 AA1J		
F	21383	NUT – FLG SER FACE 1/2-13 UNC GR5 AA1J		
G	21449	BOLT – HEX FLG SER HD 1/2-13 X 1 GR5-ZINC		
H	21880	BOLT – HEX HD 1/2-13 X 2.75 GR5 AA1J		
J	30833	BOLT – HEX HD TFL 1/2-13 X 2.25 GR5-AA1J		
K	30228	NUT – FLG DT SM FACE 3/8-16 UNC-GR5-AA1J		
L	21472	BOLT – RHSN 3/8-16 X .75-GR5-AA1J		
M	18723	BOLT – HEX HD 1/2-13 X 1.5 GR5-AA1J		
N	18638	WASHER – REG. LOCK 1/2 IN. NOM. ID AA1J		
P	4761	WASHER – FLAT, 17/32 INCH I.D. X 1-3/8 O.D.		

27 CLAAS Lexion 400 Series – Hydraulic/Electrical Completion



1045559

CLAAS LEXION 400 SERIES – HYDRAULIC/ELECTRICAL COMPLETION

NOTE:

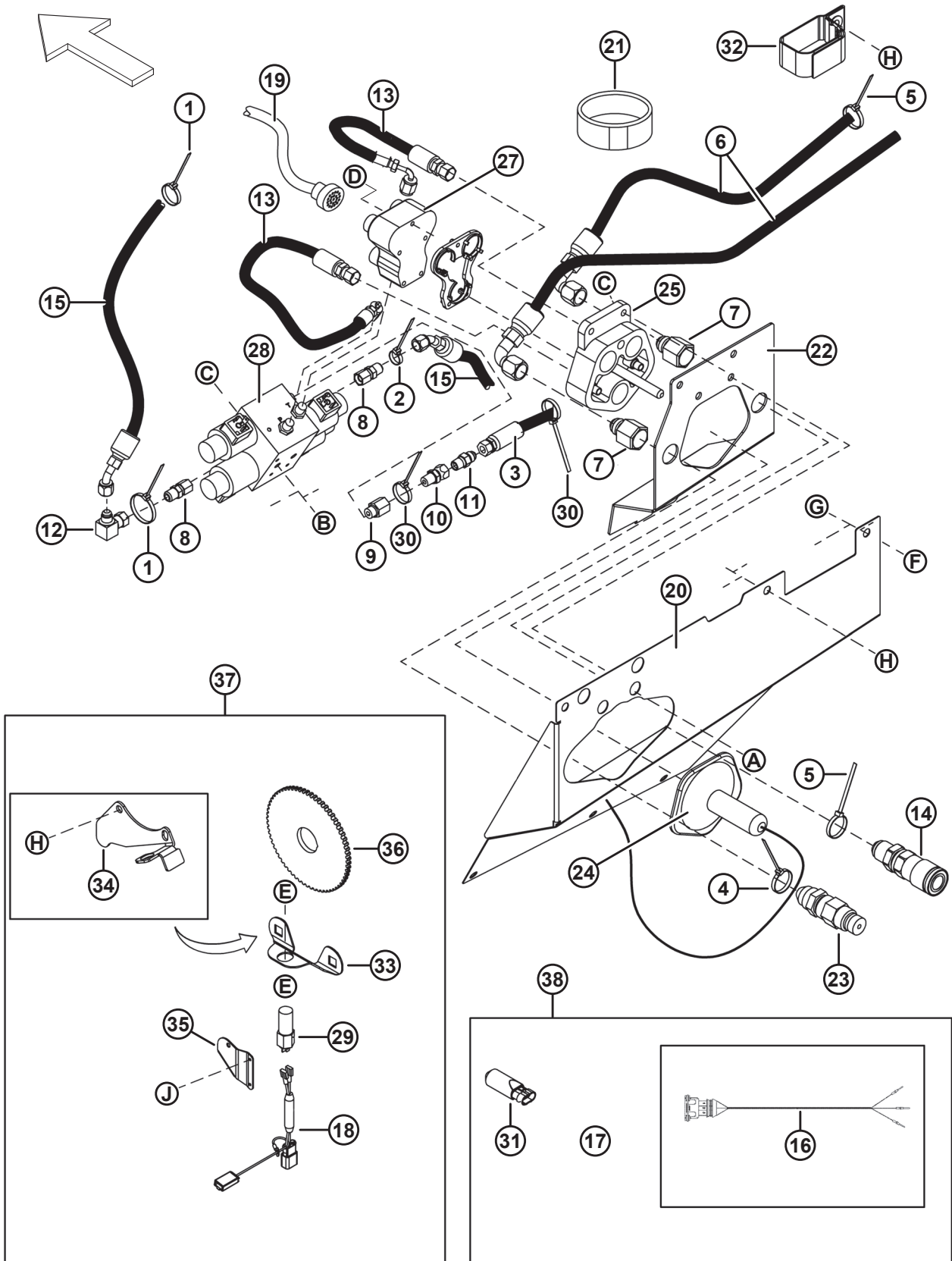
For the couplers (not illustrated) at the ends of hoses #3, 6, and 15, refer to Section “Reel Hydraulics – Combine Header Coupler Package” in the D50/D60/FD70 Header Parts Catalog (MD #169008).

Ref	Part Number	Description	Qty	Serial Number
1	40702	FASTENER – CABLE TIE, RED	2	
2	49227	FASTENER – CABLE TIE, GREEN	2	
3	156759	HOSE – HYDRAULIC, REEL LIFT	1	
4	49232	FASTENER – CABLE TIE, WHITE	1	
5	40701	FASTENER – CABLE TIE, YELLOW	2	
6	156758	HOSE – HYDRAULIC, REEL DRIVE	2	
7	30973	FITTING – HYDRAULIC, REDUCER, FEMALE 5/8 TO 3/4	2	
8	103921	FITTING – HYDRAULIC, ADAPTER, M14 X 9/16 IN. JIC	2	
9	135425	FITTING – HYDRAULIC, ADAPTER, M14 X 1.5 X 1/4 NPT	1	
10	30302	FITTING – HYDRAULIC, CONNECTOR, RESTRICTOR, 0.052 ORIFICE	1	
11	135323	FITTING – HYDRAULIC, CONNECTOR, MALE, SAE 6-4	1	
12	106717	FITTING – HYDRAULIC, ELBOW, 90° SWIVEL X 3/8 TUBE	1	
13	158371	HOSE – HYDRAULIC	2	
	108131	O-RING – 1.50 X 6.00		
14	135206	COUPLER – FEMALE, REEL DRIVE	1	
	135480	SEAL KIT ¹⁵⁵		
15	133261	HOSE – HYDRAULIC, REEL FORE-AFT	2	
16	133134	HARNESS – WIRING, REEL HEIGHT	1	-174609
17	114368	POTENTIOMETER – ASSEMBLY	1	
18	133888	HARNESS – WIRING, REEL SPEED	1	
19	133812	HARNESS – WIRING	1	
20	156634	COVER – COUPLERS	1	-168559
	133279	COVER – COUPLERS	1	168560-
21	135444	FASTENER – CINCH STRAP, 6 INCH	4	
22	156782	HOLDER – COUPLER	1	-168559
	133326	HOLDER – COUPLER	1	168560-
23	135236	COUPLER – MALE	1	
	135478	SEAL KIT ¹⁵⁵		
24	108130	COVER – MULTI COUPLER	1	
25	103893	COUPLER – MULTI	1	
26	129773	SPACER – WIRING	1	
27	103892	HARNESS – WIRING, TWO FUNCTION	1	
28	103890	VALVE – HYDRAULIC	1	
29	103908	SENSOR – REEL SPEED	1	
30	21763	FASTENER – CABLE TIE, BLACK	2	
31	133683	REGULATOR – VOLTAGE, AUTO REEL HEIGHT	1	174610-
32	163598	STRAP – VELCRO, HANGING	1	
33	133781	SUPPORT – REEL SPEED, D60/FD70 ¹⁵⁶	1	

155. The seal kit is discontinued; order the coupler.

156. D60/FD70 headers only.

CLAAS LEXION 400 SERIES – HYDRAULIC/ELECTRICAL COMPLETION



1045559

CLAAS LEXION 400 SERIES – HYDRAULIC/ELECTRICAL COMPLETION

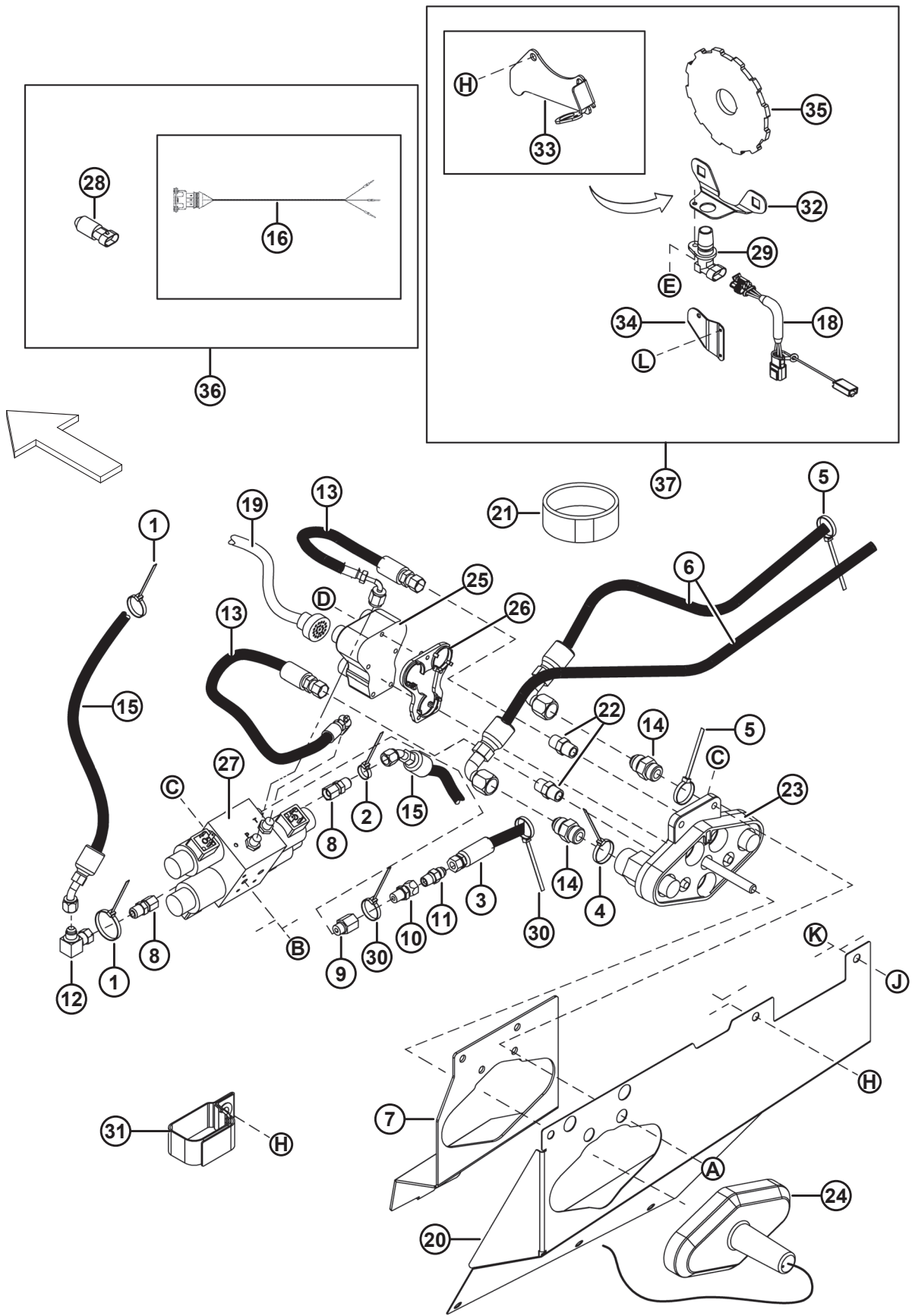
Ref	Part Number	Description	Qty	Serial Number
34	164132	SUPPORT – REEL SPEED, D50 ¹⁵⁷	1	
35	164131	SHIELD – REEL SPEED SENSOR HARNESS	1	
36	304533	DISC – REEL SPEED SENSOR	1	
37	REF	REEL SPEED PARTS LOCATED ON HEADER ¹⁵⁸		
38	REF	HEADER HEIGHT GROUP ¹⁵⁹		
A	21087	BOLT – HEX HD 5/16-18 X 1.0 GR5-AA1J		
B	50235	BOLT – HEX HD 5/16-18 X 3.75 GR5-AA1J		
C	30280	NUT – FLG LK SMFC 5/16-18 UNC GR5 AA1J		
D	129965	SCREW – HEX SOC HD M5 X 0.8 X 45		
E	103909	NUT – SPECIAL HEX M18 X 1.5 CLASS 4 ZN DICHR PL		
F	21821	BOLT – HEX FLG SER HD 3/8-16 X 0.75 GR5-AA1J		
G	30228	NUT – FLG DT SM FACE 3/8-16 UNC-GR5-AA1J		
H	101898	SCREW – HEX WASH HD 3/8 NC X 5/8		
J	14338	RIVET – BLIND 1/8 X .125		

157. D50 headers only.

158. These reel speed parts are located on the header.

159. Header height service parts.

28 CLAAS Lexion 500 Series – Hydraulic/Electrical Completion



CLAAS LEXION 500 SERIES – HYDRAULIC/ELECTRICAL COMPLETION

NOTE:

For the couplers (not illustrated) at the ends of hoses #3, 6, and 15, refer to Section “Reel Hydraulics – Combine Header Coupler Package” in the D50/D60/FD70 Header Parts Catalog (MD #169008).

Ref	Part Number	Description	Qty	Serial Number
1	40702	FASTENER – CABLE TIE, RED	2	
2	49227	FASTENER – CABLE TIE, GREEN	2	
3	156759	HOSE – HYDRAULIC, REEL LIFT	1	
4	49232	FASTENER – CABLE TIE, WHITE	1	
5	40701	FASTENER – CABLE TIE, YELLOW	2	
6	156758	HOSE – HYDRAULIC, REEL DRIVE	2	
7	133327	HOLDER – COUPLER	1	
8	103921	FITTING – HYDRAULIC, ADAPTER, M14 COMPRESSION X 9/16 JIC	2	
9	135425	FITTING – HYDRAULIC, ADAPTER, M14 X 1.5 X 1/4 NPT	1	
10	30302	FITTING – HYDRAULIC, CONNECTOR, RESTRICTED ORIFICE 0.052 IN.	1	
11	135323	FITTING – HYDRAULIC, CONNECTOR, MALE, SAE 6-4	1	
12	106717	FITTING – HYDRAULIC, ELBOW, 90° SWIVEL X 3/8 TUBE	1	
13	158371	HOSE – HYDRAULIC (CONNECT “P” TO “P” AND “T” TO “T”) ¹⁶⁰	2	-174609
	108131	O-RING – 1.50 X 6.00 ¹⁶¹	4	-174609
	129962	HOSE – HYDRAULIC (CONNECT “P” TO “P” AND “T” TO “T”) ¹⁶⁰	2	174610-
	129964	O-RING – 1.50 X 8.00 ¹⁶²	4	174610-
14	30695	FITTING – HYDRAULIC, ADAPTER, 5/8 TUBE X 7/8 ORB	2	
	44209	O-RING – 2.21 X 16.36		
15	133261	HOSE – HYDRAULIC, REEL FORE-AFT (133260 IF USING SELECTOR VALVE) ¹⁶³	2	
16	133135	HARNESS – WIRING, AUTO REEL HEIGHT	1	-174609
18	133889	HARNESS – WIRING, REEL SPEED SENSOR	1	
19	133811	HARNESS – WIRING	1	
20	156634	COVER – COUPLERS	1	-168559
	133279	COVER – COUPLERS	1	168560-
21	135444	FASTENER – CINCH STRAP, 6 INCH	4	
22	135426	FITTING – HYDRAULIC, UNION, M14	2	-174609
	129961	FITTING – HYDRAULIC, UNION, M16	2	174610-
23	190866	COUPLER – MULTI	1	
24	129481	COVER – MULTI COUPLER	1	
25	129772	HARNESS – WIRING	1	
26	129773	SPACER – WIRING	1	
27	129771	VALVE – HYDRAULIC	1	-174609
	129963	VALVE – HYDRAULIC	1	174610-
28	133683	REGULATOR – VOLTAGE, AUTO REEL HEIGHT	1	
29	129459	SENSOR – REEL SPEED	1	

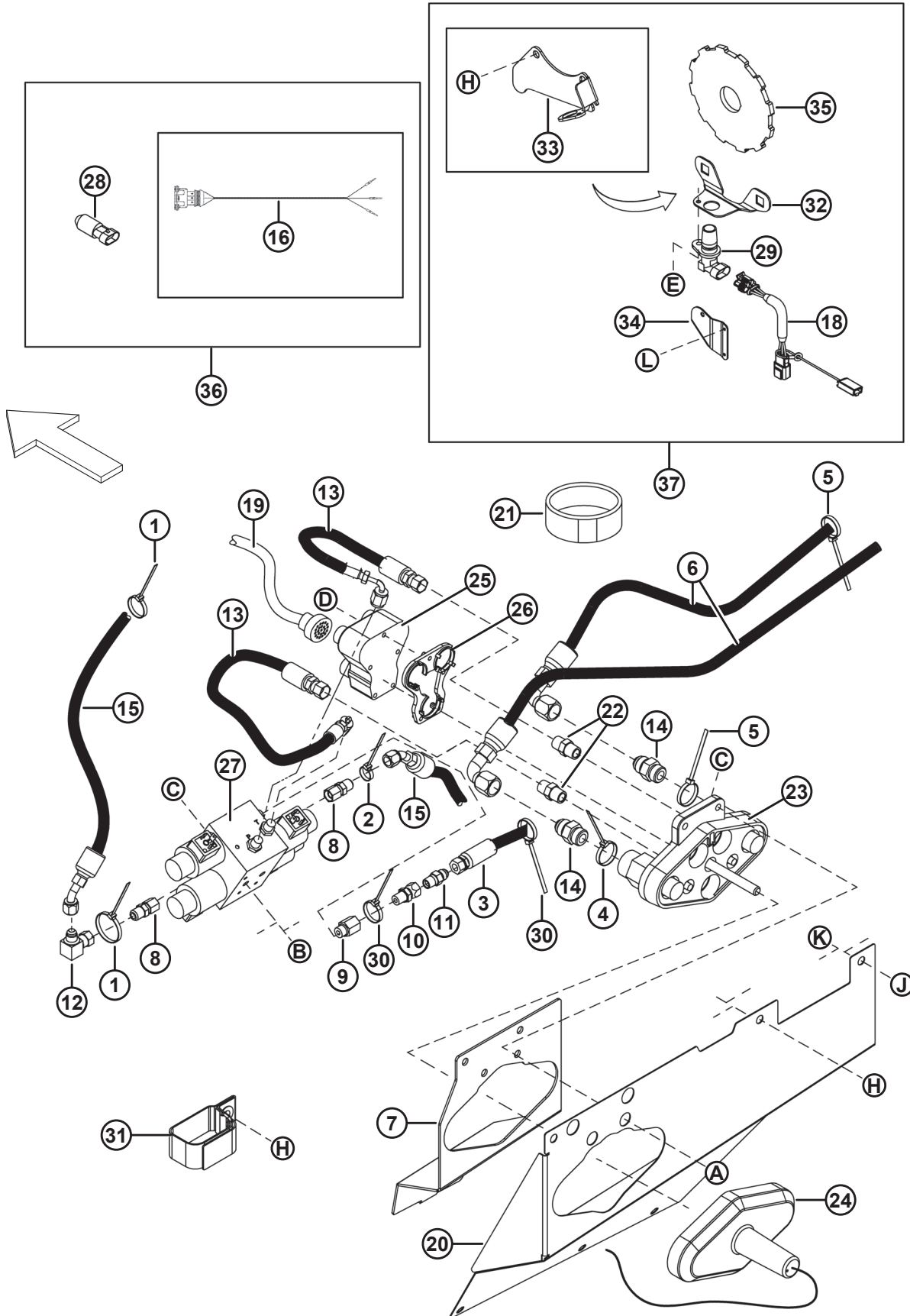
160. Connect “P” to “P” and “T” to “T”.

161. 6 mm I.D. O-ring for hose (MD #158371).

162. 8 mm I.D. O-ring for hose (MD #129962).

163. Use hose MD #133260 is using the selector valve.

CLAAS LEXION 500 SERIES – HYDRAULIC/ELECTRICAL COMPLETION



1045563

CLAAS LEXION 500 SERIES – HYDRAULIC/ELECTRICAL COMPLETION

Ref	Part Number	Description	Qty	Serial Number
30	21763	FASTENER – CABLE TIE, BLACK	2	
31	163598	STRAP – VELCRO, HANGING	1	
32	172423	SUPPORT – REEL SPEED SENSOR, D60/FD70 ¹⁶⁴	1	
33	164125	SUPPORT – REEL SPEED SENSOR, D50 ¹⁶⁵	1	
34	164131	SHIELD – REEL SPEED SENSOR HARNESS	1	
35	304533	DISC – REEL SPEED SENSOR	1	
36	REF	HEADER HEIGHT GROUP ¹⁶⁶		
37	REF	REEL SPEED PARTS LOCATED ON HEADER ¹⁶⁷		
A	21087	BOLT – HEX HD 5/16-18 X 1.0 GR5-AA1J		
B	50235	BOLT – HEX HD 5/16-18 X 3.75 GR5-AA1J		
C	30280	NUT – FLG LK SMFC 5/16-18 UNC GR5 AA1J		
D	129965	SCREW – HEX SOC HD M5 X 0.8 X 45		
E	21055	SCREW – TPG HEX WASH 1/4-20 X 1/2-AA1J		
H	101898	SCREW – HEX WASH HD 3/8 NC X 5/8		
J	21821	BOLT – HEX FLG SER HD 3/8-16 X 0.75 GR5-AA1J		
K	30228	NUT – FLG DT SM FACE 3/8-16 UNC-GR5-AA1J		
L	14338	RIVET – BLIND 1/8 X .125		

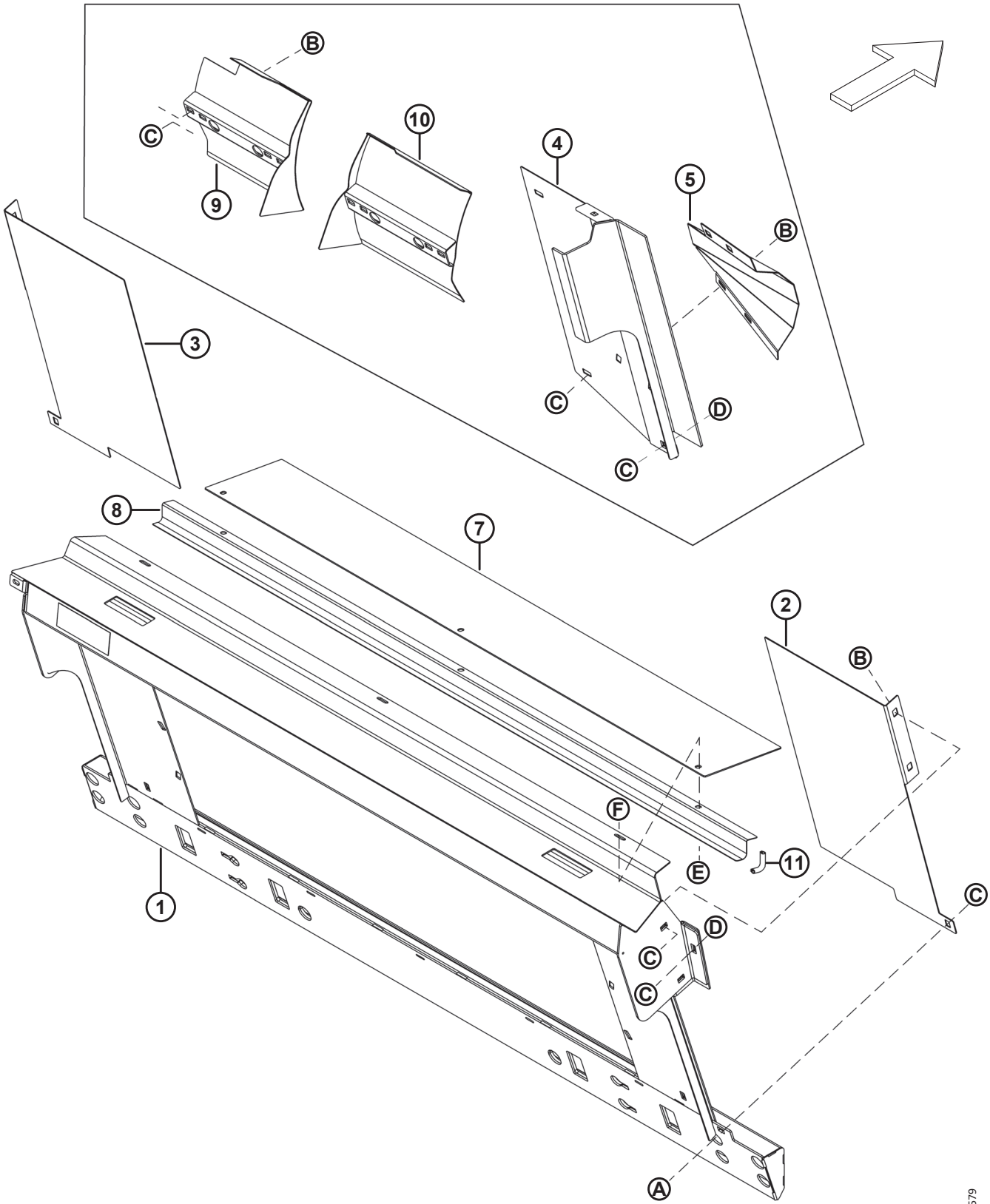
164. D60/FD70 headers only.

165. D50 headers only.

166. Header height service parts.

167. These reel speed parts are located on the header.

29 AGCO – Adapter Completion



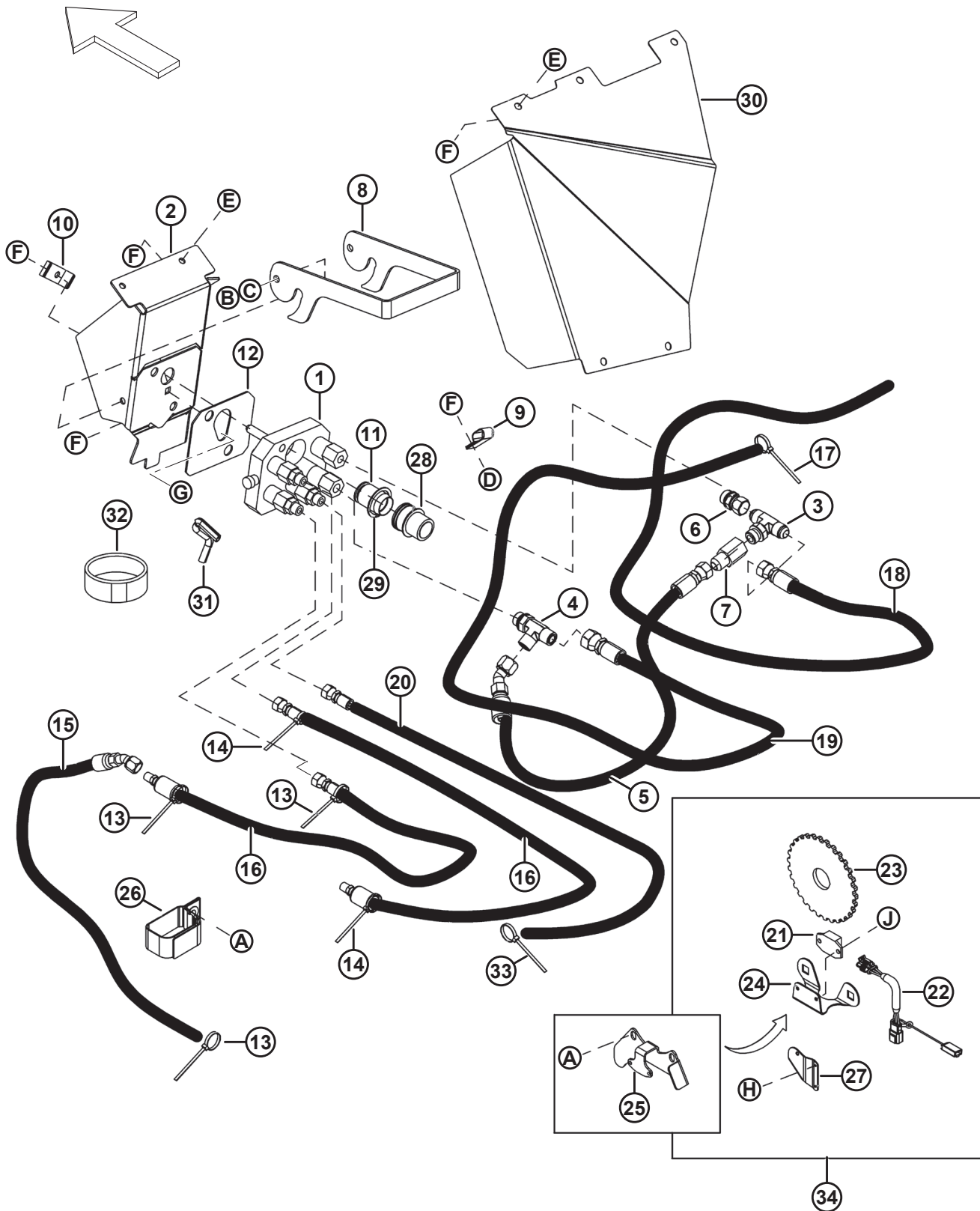
AGCO – ADAPTER COMPLETION

Ref	Part Number	Description	Qty	Serial Number
1	133672	FRAME – AGCO TRANSITION LATERAL TILT WELDMENT	1	
2	133981	FILLER – RH, A65/660/9690 ¹⁶⁸	1	
3	133980	FILLER – LH, A65/660/9690 ¹⁶⁸	1	
4	133692	FILLER – LH, GLEANER R COMBINE ¹⁶⁹	1	
	133698	FILLER – RH, GLEANER R COMBINE ¹⁶⁹	1	
5	187310	DEFLECTOR – FILLER, GLEANER R COMBINE ¹⁶⁹	2	
7	187723	COVER	1	
8	156725	COVER – HOSE	1	
9	187390	DEFLECTOR – LH, GLEANER R COMBINE ¹⁶⁹	1	
10	187391	DEFLECTOR – RH, GLEANER R COMBINE ¹⁶⁹	1	
11	42589	MOULDING – HOSE PROTECTOR, 70 MM LONG	2	
A	105069	BOLT – RHSSN 1/2-13 X .75 GR5-AA1J		
B	21868	BOLT – RHSSN 1/2-13 X 1.0 GR5 AA1J		
C	50186	NUT – FLG LK DT 1/2-13 UNC GR5 AA1J		
D	21471	BOLT – RHSN 1/2-13 X 1.25 GR5 AA1J		
E	30228	NUT – FLG DT SM FACE 3/8-16 UNC -GR5-AA1J		
F	21863	BOLT – RHSSN 3/8-16 X 0.75 LG GR5 AA1J		

168. A65/660/9690 Combines.

169. Gleaner R Combines.

30 AGCO – Hydraulic/Electrical Completion



1045582

AGCO – HYDRAULIC/ELECTRICAL COMPLETION

Ref	Part Number	Description	Qty	Serial Number
1	279737	COUPLING – MULTI AGCO 5-POS (FASTER)	1	
	187183	COUPLER – HYD QUICK CON., AGCO (PARKER) ¹⁷⁰	OPT	
	294098	KIT – COUPLER PLATE ASSY, AGCO (FASTER) ¹⁷¹		
	279011	KIT – COUPLER, 3/8 C/W 3/8 IN. FITTING (FASTER) ¹⁷¹		
	279012	KIT – COUPLER, 9/16 C/W 5/8 IN. FITTING (FASTER) ¹⁷¹		
	279034	SEAL – 3/8 COUPLER (FASTER) ¹⁷¹		
	279035	SEAL – 9/16 COUPLER (FASTER) ¹⁷¹		
2	187030	BRACKET – COUPLER, AGCO	1	
3	30560	FITTING – TEE HYD STR THD BRANCH TEE C/W O-RING	1	
	44210	O-RING – 2.46 X 19.18		
4	135598	FITTING – TEE HYD STR THD RUN TEE C/W O-RING	1	
	44210	O-RING – 2.46 X 19.18		
	135867	O-RING – 1.78 X 15.60		
5	187032	HOSE	1	
6	49529	FITTING – ADAPTER HYD	1	
7	187031	VALVE – CHECK	1	
8	129143	LATCH – COUPLER BRACKET	1	
9	135234	CLAMP – DOUBLE HOSE INSULATED	1	
10	103351	HOLDER	1	
11	129148	PLUG – RUBBER	1	
12	187018	PAD – RUBBER	1	
13	40702	FASTENER – CABLE TIE, RED	3	
14	49227	FASTENER – CABLE TIE, GREEN	3	
15	133261	HOSE – HYDRAULIC	2	
16	133382	HOSE – HYD	2	
17	40701	FASTENER – CABLE TIE, YELLOW	1	
18	156938	HOSE – HYDRAULIC	1	
19	156939	HOSE – HYD	1	
20	156910	HOSE – HYD	1	
21	184440	SPEED SENSOR – AGCO, 2-PIN ¹⁷²	1	-195759
	152736	SPEED SENSOR – AGCO, 3-PIN ¹⁷²	1	195760-
22	133137	HARNESS – WIRING REEL SPEED SENSOR	1	
23	133997	DISC – REEL SPEED SENSOR	1	
24	133998	SUPPORT – REEL SPEED SENSOR	1	
25	164175	SUPPORT – REEL SPEED AGCO (D50 ONLY) ¹⁷³	1	
26	163598	CINCH STRAP – HANGING, 6 IN. LG	1	
27	164131	SHIELD – REEL SPEED SENSOR HARNESS	1	
28	187019	HARNESS – WIRING AGCO MULTICOUPLER	1	

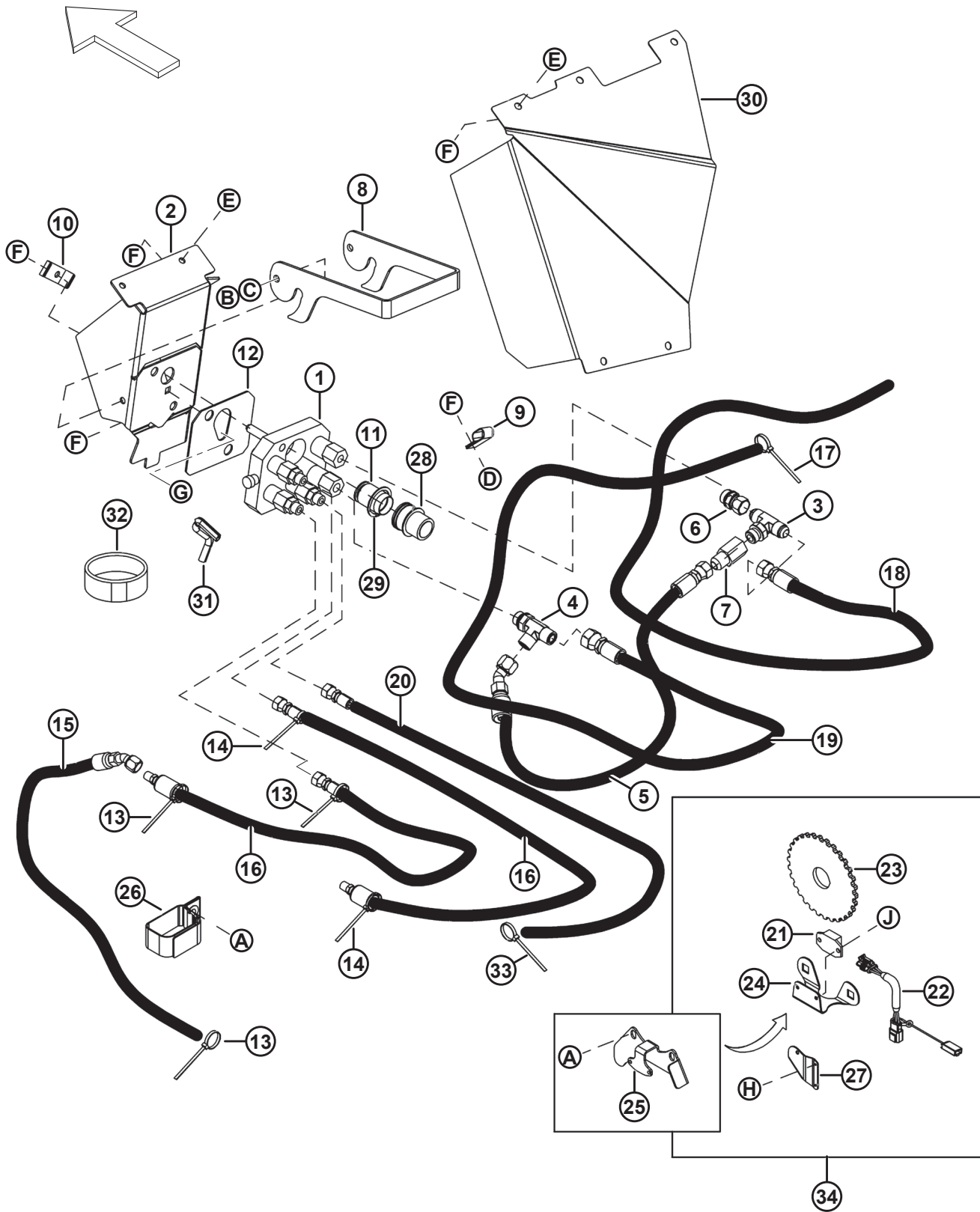
170. Can be used as a substitute for Faster multicoupler (MD #279737). The service parts listed are **NOT** interchangeable; no service parts are available for Parker multicoupler (MD #187183).

171. Service part for Faster multicoupler (MD #279737) only; **NOT** interchangeable with Parker multicoupler (MD #187183).

172. 2-pin speed sensor MD #184440 is for all serial numbers for Gleaner R and S Series combines; for other models, refer to the serial number breaks for speed sensors MD #184440 and MD #152736.

173. D50 headers only.

AGCO – HYDRAULIC/ELECTRICAL COMPLETION



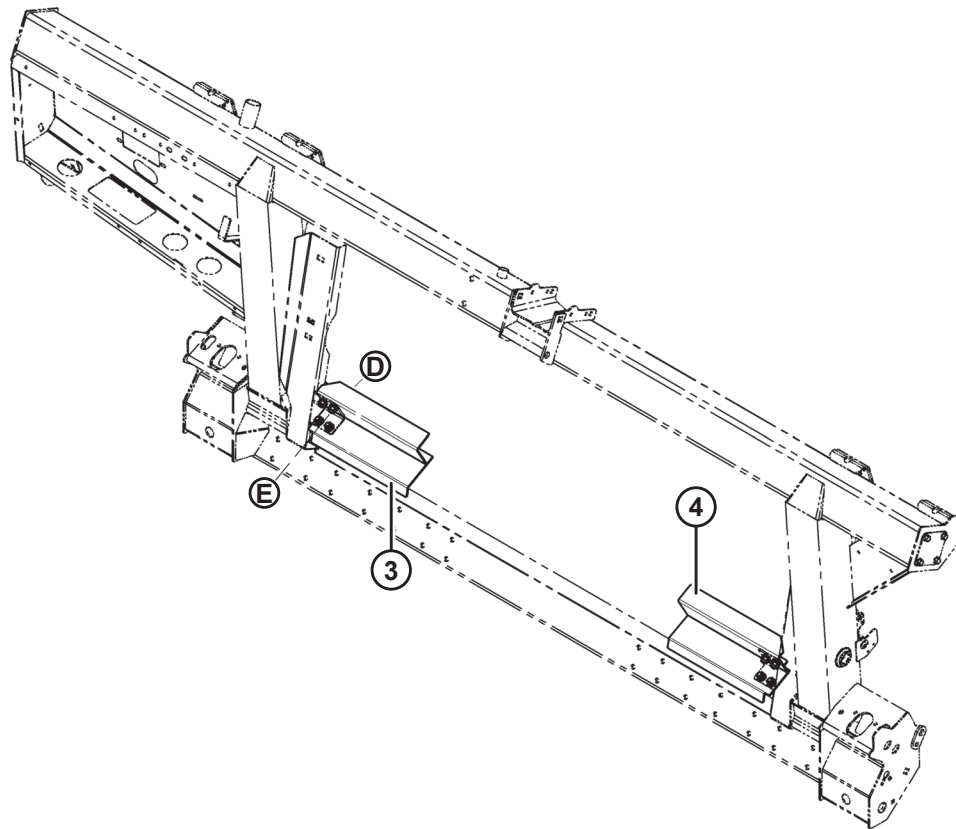
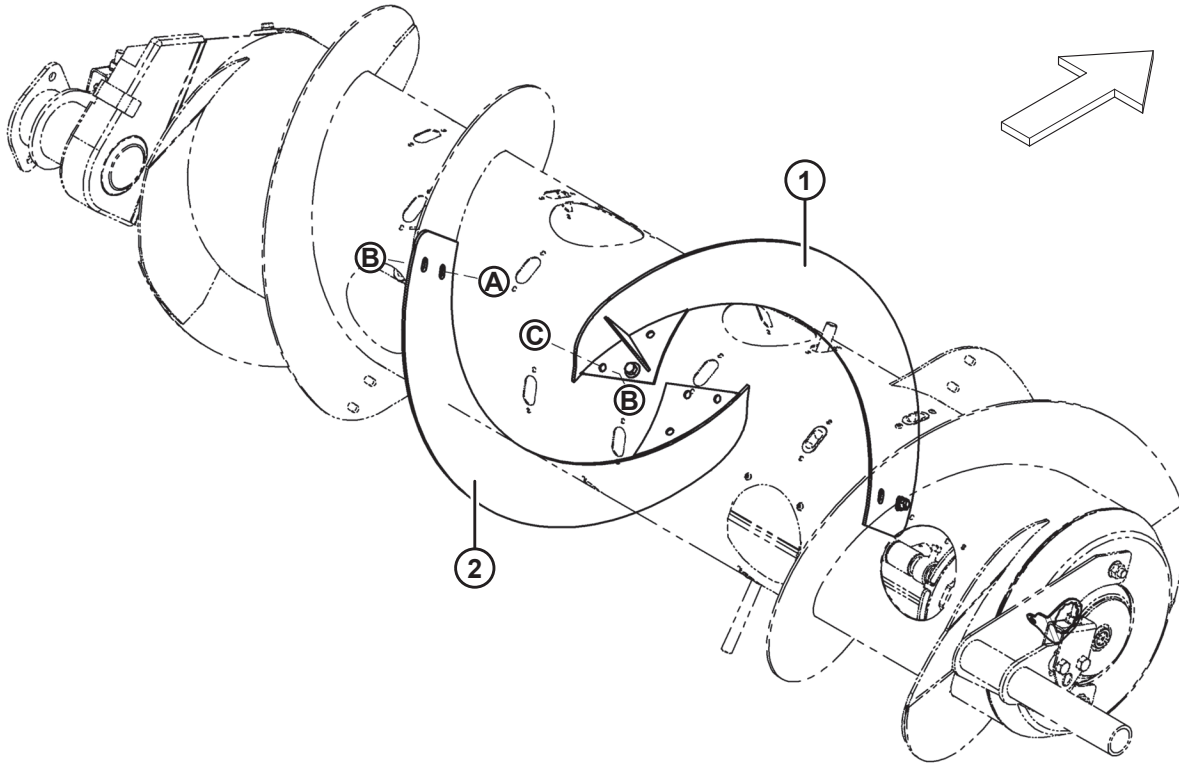
1045582

AGCO – HYDRAULIC/ELECTRICAL COMPLETION

Ref	Part Number	Description	Qty	Serial Number
29	135267	RING – INVERTED EXT RETAINING	1	
30	133268	COVER – COUPLERS	1	
31	109791	MOULDING – 130 MM LONG	1	
32	135444	CINCH STRAP – 6 IN. LG	4	
33	21763	FASTENER – CABLE TIE, BLACK	1	
34	REF	REEL SPEED PARTS LOCATED ON HEADER ¹⁷⁴		
A	101898	SCREW – HEX WASH HD 3/8 NC X 5/8		
B	27647	BOLT – SHOULDER		
C	18652	WASHER – REG. LOCK 7/16 IN. NOM. ID AA1J		
D	21472	BOLT – RHSN 3/8-16 X .75 GR5-AA1J		
E	21821	BOLT – HEX FLG SER HD 3/8-16 X 0.75 GR5-AA1J		
F	30228	NUT – FLG DT SM FACE 3/8-16 UNC-GR5-AA1J		
G	21484	BOLT – RHSN 3/8-16 X 1.5-GR5-AA1J		
H	14338	RIVET – BLIND 1/8 X .125		
J	21055	SCREW – TPG HEX WSH 1/4-20 X 1/2-AA1J		

174. These reel speed parts are located on the header.

31 (Option) Auger Flighting Extensions and Stripper Bars



(OPTION) AUGER FLIGHTING EXTENSIONS AND STRIPPER BARS

NOTE:

Top half of the illustration shows auger flighting extensions; bottom half of the illustration shows stripper bars.

Ref	Part Number	Description	Qty	Serial Number
	B6434	KIT – AUGER FLIGHTING EXTENSIONS ¹⁷⁵		
1	294077	FLIGHTING – EXTENSION, RH SIDE (LH HELIX)	1	
2	294076	FLIGHTING – EXTENSION, LH SIDE (RH HELIX)	1	
A	21863	BOLT – RHSSN 3/8-16 X 0.75 LG GR5 AA1J		
B	30228	NUT – FLG DT SM FACE 3/8-16 UNC-GR5-AA1J		
C	21447	BOLT – HEX FLG SER HD 3/8-16 X 1.0 GR5-AA1J		
	B4830	KIT – STRIPPER BARS, CASE 2388 AND CLAAS LEXION (NARROW BODY ONLY) ¹⁷⁵		
	B4920	KIT – STRIPPER BARS, CLAAS LEXION WIDE BODY AND NEW HOLLAND CX/TX ¹⁷⁵		
	B4921	KIT – STRIPPER BARS, JOHN DEERE ¹⁷⁵		
	B4922	KIT – STRIPPER BARS, CASE IH AND NEW HOLLAND CR970/980 ¹⁷⁵		
	B4923	KIT – STRIPPER BARS, CASE 2366; NH CR920/940/960 AND NH TR ¹⁷⁵		
3	133352	STRIPPER – LH, CASE 2388 AND CLAAS LEXION 450/470/500 ¹⁷⁶	1	
	133336	STRIPPER – LH, CLAAS LEXION 460/480 AND NEW HOLLAND CX/TX ¹⁷⁷	1	
	133340	STRIPPER – LH, JOHN DEERE ¹⁷⁸	1	
	133344	STRIPPER – LH, CASE IH AND NEW HOLLAND CR970/980 ¹⁷⁹	1	
	133348	STRIPPER – LH, CASE 2366; NH CR920/940/960 AND NH TR ¹⁸⁰	1	
4	133353	STRIPPER – RH, CASE 2388 AND CLAAS LEXION 450/470/500 ¹⁷⁶	1	
	133337	STRIPPER – RH, CLAAS LEXION 460/480 AND NEW HOLLAND CX/TX ¹⁷⁷	1	
	133341	STRIPPER – RH, JOHN DEERE ¹⁷⁸	1	
	133345	STRIPPER – RH, CASE IH AND NEW HOLLAND CR970/980 ¹⁷⁹	1	
	133349	STRIPPER – RH, CASE 2366; NH CR920/940/960 AND NH TR ¹⁸⁰	1	
D	21066	BOLT – RHSN 1/2-13 X 1-GR5-AA1J		
E	50186	NUT – FLG LK DT 1/2-13 UNC GR5 AA1J		

175. Kits are available through Whole Goods only.

176. For Case 2388 and CLAAS Lexion 450/470/500 combines.

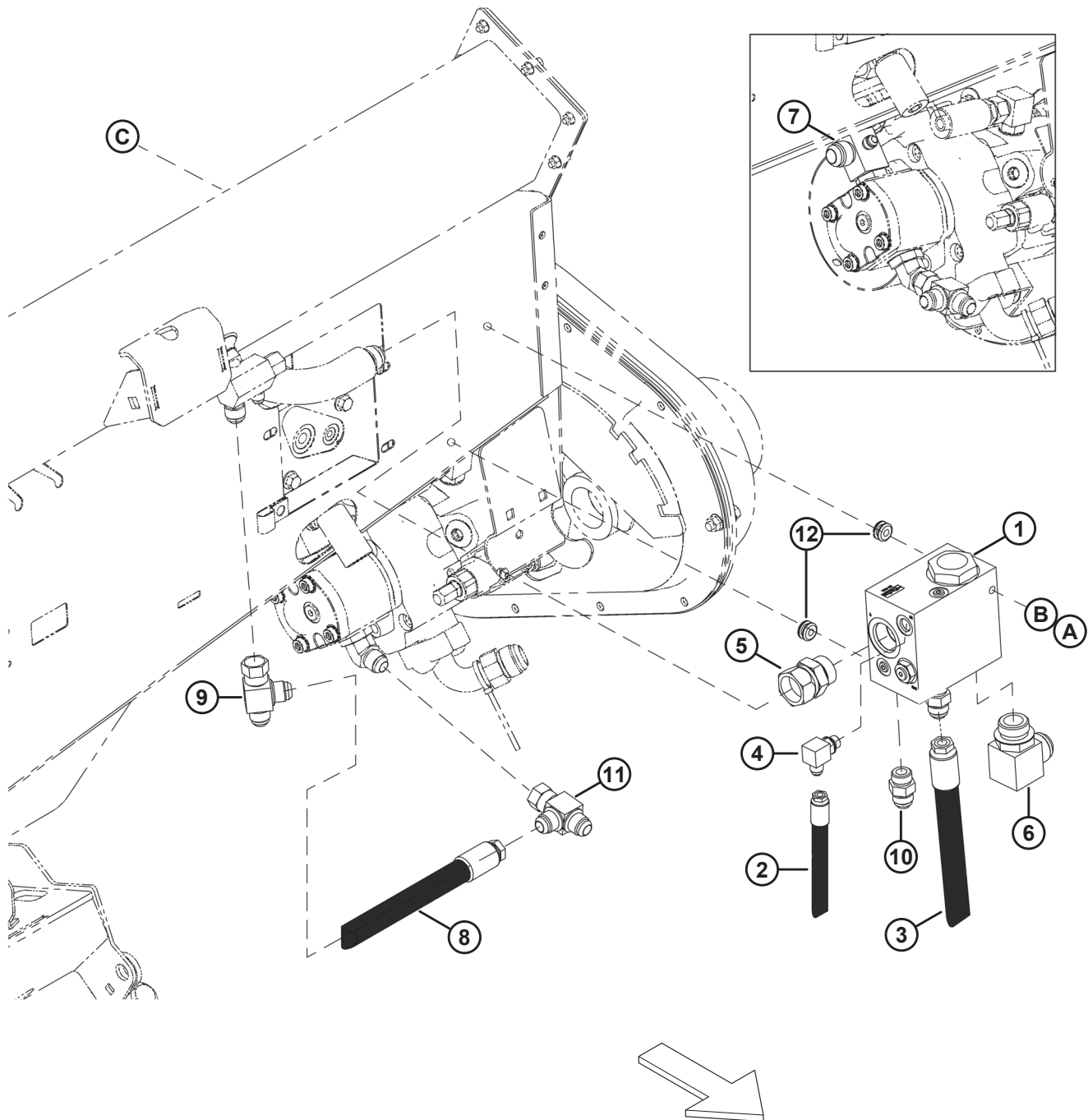
177. For CLAAS Lexion 460/480 and New Holland CX/TX combines.

178. For John Deere combines.

179. For Case IH and New Holland CR970/980 combines.

180. For Case 2366, New Holland CR920/940/960, and New Holland TR combines.

32 (Option) Knife Reverser Kit



(OPTION) KNIFE REVERSER KIT

Ref	Part Number	Description	Qty	Serial Number
	B4962	KIT – KNIFE REVERSER, COMPLETE ¹⁸¹		
1	133625	VALVE – KNIFE REVERSER	1	
2	133714	HOSE – HYD (550 MM LG) ¹⁸²	1	
3	133715	HOSE – HYD (800 MM LG) ¹⁸³	1	
4	30282	FITTING – ELBOW 90° HYD	1	
5	135316	FITTING – ADAPTER HYD C/W O-RING	1	
6	21827	FITTING – ELBOW HYD	1	
	50219	O-RING – 1.98 X 11.89		
7	133736	FITTING – ELBOW 90 12-12-06 ¹⁸⁴	1	
8	187152	HOSE – HYD (750 MM LG) ¹⁸⁵	1	
9	50102	FITTING – HYD TEE	1	
10	30695	FITTING – CONNECTOR HYD	1	
	44209	O-RING – 2.21 X 16.36		
11	187151	FITTING – HYD TEE CHECK	1	
12	24986	GROMMET	2	
A	21588	BOLT – HEX HD 5/16-18 X 4.0 GR5-AA1J		
B	18597	WASHER – FLAT SAE 11/32 ID X 11/16 OD AA1J		
C	21403	NUT – FLG SER FACE 5/16-18 UNC GR5 AA1J		

181. Kits are available through Whole Goods only.

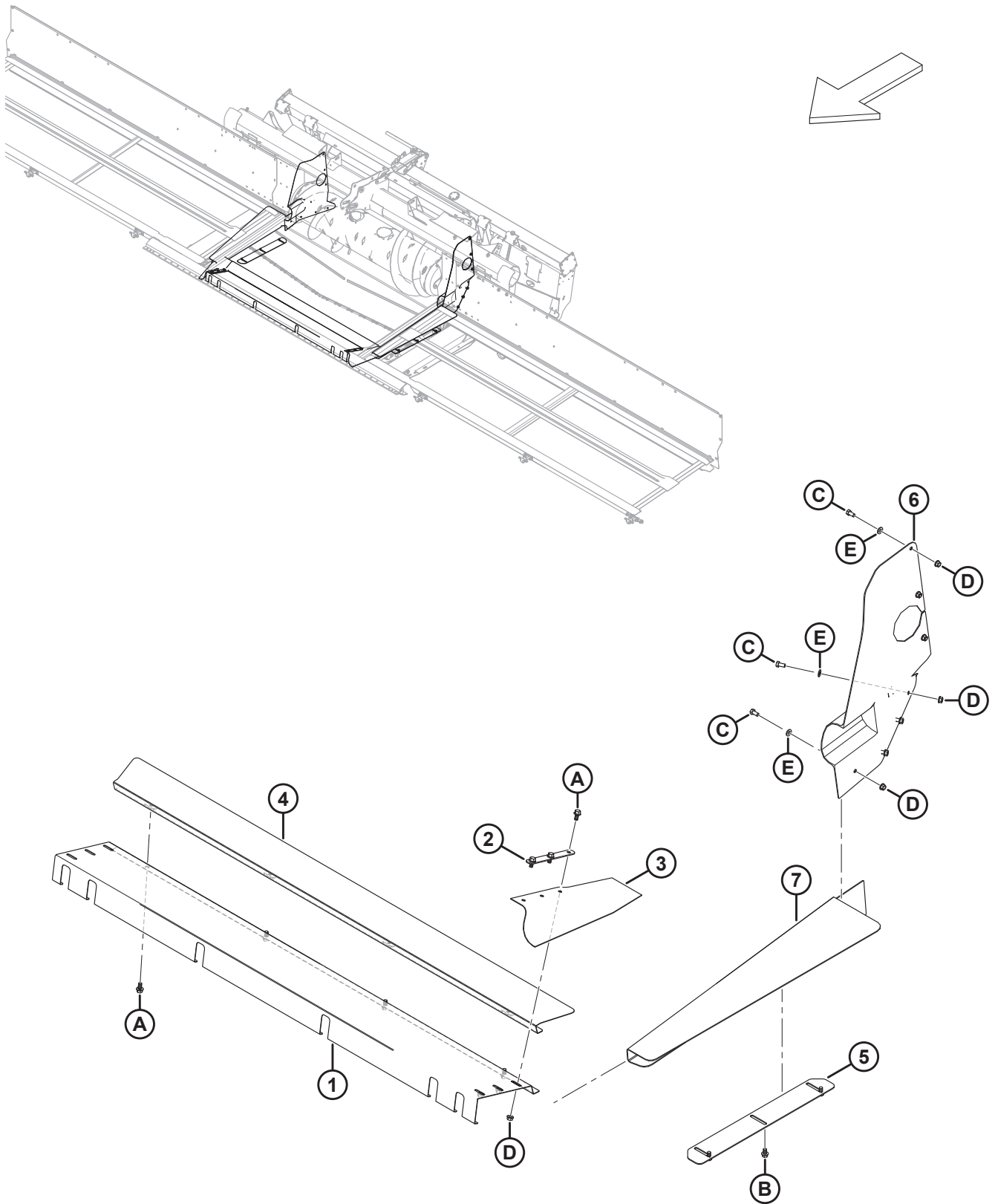
182. 550 mm long hose.

183. 800 mm long hose.

184. The fitting includes an O-ring.

185. 750 mm long hose.

33 (Option) Transition Filler Kit

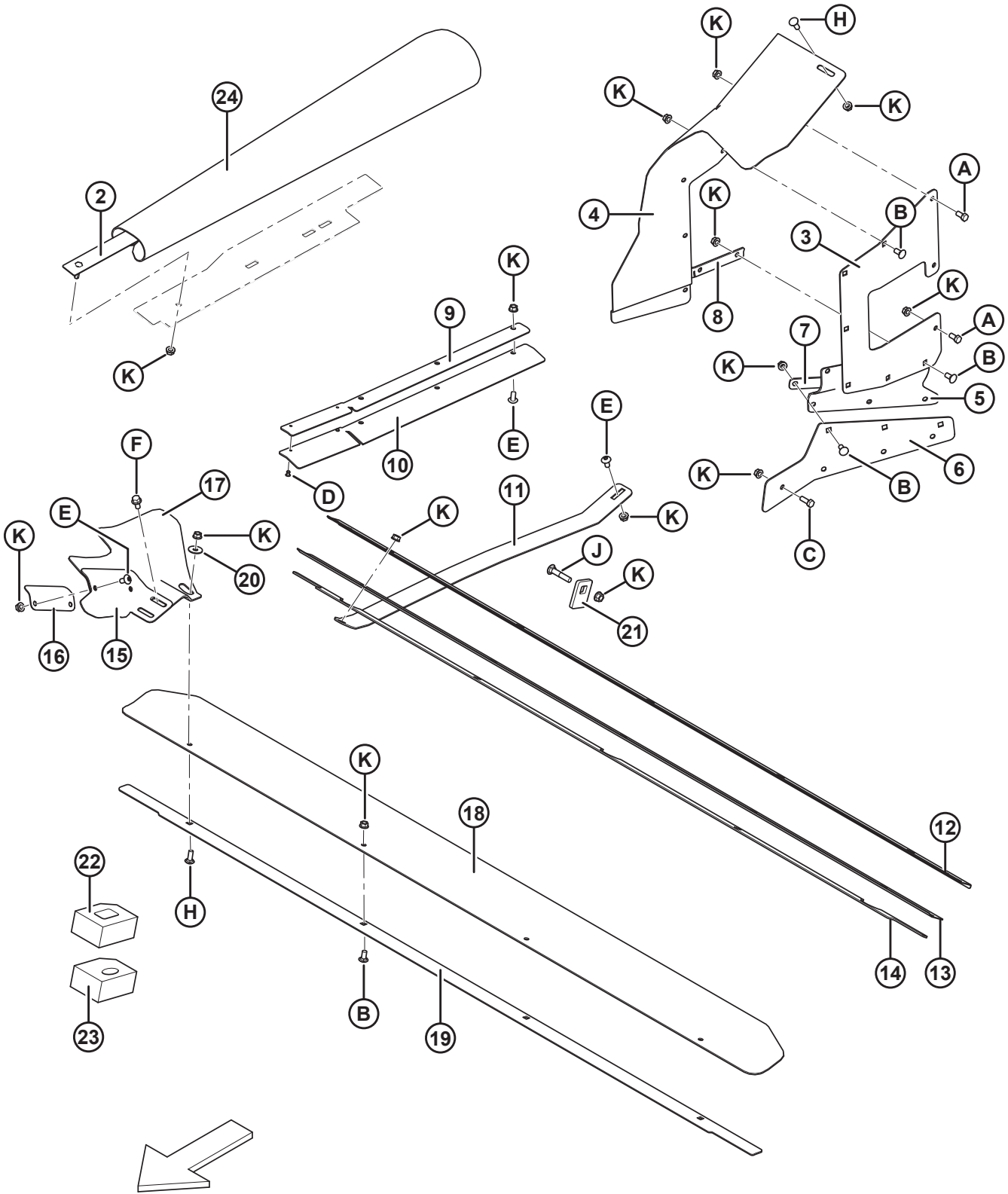


(OPTION) TRANSITION FILLER KIT

Ref	Part Number	Description	Qty	Serial Number
	B5446	KIT – CA20 TRANSITION FILLER ¹⁸⁶		
1	187446	PAN – TRANSITION FILLER	1	
2	187545	BAR – TRANSITION FILLER FLAP	2	
3	187445	FLAP – TRANSITION FILLER SIDE	2	
4	187725	PAN – TRANSITION FILLER CENTER WELDT	1	
5	187704	PLATE – POLY PAN RETAINER	2	
6	187722	FLAP – TRANSITION FILLER REAR SIDE PANELS	2	
7	187769	FLAP – TRANSITION FILLER FRONT SIDE PANELS	2	
A	21821	BOLT – HEX FLG SER HD 3/8-16 X 0.75 GR5-AA1J		
B	101898	SCREW – HEX WASH HD 3/8 NC X 5/8		
C	21567	BOLT – HEX HD 3/8-16 X 0.75 GR5-AA1J		
D	30228	NUT – FLG DT SM FACE 3/8-16 UNC-GR5-AA1J		
E	18598	WASHER – FLAT SAE 13/32 ID X 13/16 IN OD AA1J		

186. Kits are available through Whole Goods only.

34 (Option) European Transition Filler Kit



1008254

(OPTION) EUROPEAN TRANSITION FILLER KIT

Ref	Part Number	Description	Qty	Serial Number
	B5661	KIT – EUROPEAN CA20 TRANSITION FILLER KIT ¹⁸⁷		
2	220259	WELDT – SIDE FILLER BAR (2012 AND LATER)	2	216510–
	220291	WELDT – SIDE FILLER BAR (2011 AND PRIOR)	2	–216509
3	245910	PLATE – FILLER BACK UPPER RH	1	
	245912	PLATE – FILLER BACK UPPER LH	1	
4	220201	FLAP – REAR SIDE	2	
5	220305	FLAP – RUBBER FILLER	2	
6	245892	PLATE – FILLER BACK LOWER RH	1	
	245891	PLATE – FILLER BACK LOWER LH	1	
7	220306	BAR – FLAP RETAINER LOWER	2	
8	220308	BAR – FLAP RETAINER UPPER RH	1	
	220307	BAR – FLAP RETAINER UPPER LH	1	
9	220441	RETAINER – POLY PAN SEAL RH	1	
	220440	RETAINER – POLY PAN SEAL LH	1	
10	220439	FLAP – POLY PAN FILLER	2	
11	220237	SUPPORT – POLY PAN LIFTER	3	
12	220380	STRAP – FRONT	1	
13	220381	STRAP – FRONT LOWER	1	
14	220449	BAR – POLY PAN FRONT	1	
15	123614	SUPPORT – RH CORNER FILLER	1	
	123613	SUPPORT – LH CORNER FILLER	1	
16	123647	RETAINER – CORNER FILLER FLAP	2	
17	187928	FLAP – CORNER FILLER	2	
18	220199	FLAP – CENTER FILLER	1	
19	220200	RETAINER – CENTER FLAP	1	
20	19685	WASHER – FLAT	2	
22	220343	BLOCK – FOAM SKID RH (2012 AND LATER)	1	216510–
	220338	BLOCK – FOAM SKID LH (2012 AND LATER)	1	216510–
23	220512	BLOCK – FOAM SKID RH (2011 AND PRIOR)	1	–216509
	220511	BLOCK – FOAM SKID LH (2011 AND PRIOR)	1	–216509
24	123721	FLAP – FILLER DECK	2	
A	21567	BOLT – HEX HD 3/8-16 X 0.75 GR5-AA1J		
B	21863	BOLT– RHSSN 3/8-16 X 0.75 LG GR5 AA1J		
C	20077	BOLT – HEX HD TFL 3/8-16 X 1.0 GR5-AA1J		
D	135404	RIVET – BLIND		
E	135157	SCREW – MACHINE		
F	21821	BOLT – HEX FLG SER HD 3/8-16 X 0.75 GR5-AA1J		
G	101898	SCREW – HEX WASH HD 3/8 NC X 5/8		
H	100456	BOLT – RHSSN 3/8-16 X 1.0 GR5-AA1J		
K	30228	NUT – FLG DT SM FACE 3/8-16 UNC-GR5-AA1J		

187. Kits are available through Whole Goods only.

Index

795	20	18898.....	38
1709	54	19506.....	32
2149	4	19685.....	18, 122
4761	78, 90, 100	19809.....	100
5512	40	19965.....	6, 12, 44, 50, 54, 80, 94
7642	22	19966.....	2, 6, 12, 94
7674	94, 98	20077.....	2, 14, 24, 32, 122
7900	20	20312.....	52
7910	20	20535.....	58, 64
9213	20	21010.....	2, 6
9333	20	21055.....	62, 108, 114
13125.....	100	21066.....	2, 84, 116
14338.....	94, 98, 104, 108, 114	21087.....	104, 108
15903.....	92	21102.....	24
16266.....	56	21248.....	24, 34
16566.....	72	21264.....	6, 14, 48, 54
16652.....	4, 12	21301.....	12
16681.....	56, 62	21354.....	58, 64
17194.....	32	21363.....	32, 36
18523.....	58, 62	21383.....	24, 100
18590.....	16, 24, 54, 58, 64, 84	21403.....	118
18591.....	24	21425.....	32, 36
18592.....	8, 12, 78	21447.....	116
18593.....	54	21449.....	100
18596.....	64	21452.....	8, 14
18597.....	58, 64, 118	21455.....	74
18598.....	2, 24, 84, 120	21456.....	40
18599.....	32, 40	21470.....	16, 18
18600.....	24, 40	21471.....	2, 78, 90, 100, 110
18605.....	58, 64	21472.....	2, 6, 12, 16, 40, 98, 100, 114
18607.....	58, 64	21478.....	24
18608.....	52	21484.....	98, 114
18609.....	52	21485.....	8, 12
18626.....	2	21491.....	34
18636.....	40	21522.....	38
18637.....	24, 32, 40, 48, 54, 58, 64	21540.....	54
18638.....	24, 34, 40, 48, 78, 82, 90, 100	21545.....	20
18639.....	40, 54	21558.....	6
18640.....	32, 40, 54	21561.....	8, 14
18648.....	2	21563.....	54
18652.....	40, 98, 114	21566.....	64
18664.....	34	21567.....	34, 58, 64, 120, 122
18667.....	56, 60	21573.....	68
18669.....	24, 54	21574.....	62
18671.....	22, 52	21575.....	24
18689.....	54	21576.....	24
18690.....	6, 54	21582.....	54
18707.....	64	21583.....	2, 40
18720.....	34, 40	21584.....	24
18723.....	24, 40, 48, 78, 82, 90, 100	21585.....	54
18724.....	58, 62, 64, 68	21588.....	118
18795.....	64	21594.....	40
18867.....	54	21747.....	86

INDEX

21760.....	24	30973.....	102
21763.....	62, 80, 86, 92, 96, 102, 108, 114	32070.....	76
21821.....	2, 18, 40, 50, 80, 86, 94, 98, 104, 108, 114, 120, 122	32247.....	100
21827.....	36, 50, 118	36651.....	76
21830.....	46	37181.....	4
21843.....	46	40095.....	42
21856.....	80, 92	40701.....	80, 86, 92, 96, 102, 106, 112
21858.....	92	40702.....	60, 72, 80, 86, 92, 96, 102, 106, 112
21859.....	4, 10	40703.....	50
21863.....	2, 6, 12, 18, 24, 54, 64, 68, 80, 100, 110, 116, 122	40704.....	50
21868.....	84, 110	42029.....	48
21880.....	24, 100	42284.....	68
21947.....	88	42433.....	56
22072.....	54	42589.....	78, 82, 90, 100, 110
23165.....	76	43521.....	4
23334.....	22	43848.....	80
23745.....	82	44207.....	32
24037.....	48	44209.....	46, 50, 80, 86, 92, 106, 118
24986.....	118	44210.....	46, 80, 92, 112
25689.....	58, 62	44343.....	50
25900.....	84	44603.....	54
26846.....	38	44611.....	76
27647.....	96, 114	44944.....	76
29934.....	92	44968.....	50
30027.....	24	47036.....	54
30035.....	24	49227.....	60, 72, 80, 86, 92, 96, 102, 106, 112
30080.....	54	49232.....	80, 86, 92, 102, 106
30203.....	40	49306.....	10
30228.....	2, 6, 12, 16, 18, 24, 34, 40, 44, 50, 54, 58, 64, 68, 80, 88, 94, 98, 100, 104, 108, 110, 114, 116, 120, 122	49529.....	112
30278.....	78, 82, 90, 100	49802.....	30, 36
30280.....	50, 54, 78, 82, 86, 90, 100, 104, 108	49904.....	52
30282.....	48, 60, 72, 118	50049.....	58, 64
30284.....	72, 92	50098.....	46
30302.....	102, 106	50102.....	118
30316.....	76	50103.....	46, 50, 92
30463.....	52	50107.....	58, 62
30465.....	64	50186.....	2, 24, 78, 84, 90, 100, 110, 116
30560.....	112	50219.....	50, 60, 72, 86, 92, 118
30638.....	62	50220.....	48
30655.....	30, 36	50225.....	2, 6, 14, 24, 34, 40, 54, 58, 62, 82
30661.....	10	50235.....	104, 108
30693.....	2, 50, 62	100453.....	72
30695.....	50, 80, 92, 106, 118	100456.....	18, 122
30701.....	30, 38	100500.....	52
30702.....	30, 38	100589.....	4, 10
30833.....	100	100590.....	4, 10
30875.....	92	100862.....	6, 10
30936.....	34	101898.....	16, 18, 50, 80, 86, 94, 98, 104, 108, 114, 120, 122
30942.....	64	102636.....	58, 62
30970.....	46	103351.....	96, 112
30971.....	46	103407.....	56
		103409.....	56
		103738.....	48
		103890.....	102

INDEX

103892	102	125789	52
103893	102	129143	96, 112
103908	102	129148	96, 112
103909	104	129149	96
103921	102, 106	129459	106
105069	110	129481	106
105197	68	129566	72
106622	22, 82	129705	70
106717	102, 106	129707	70
108130	102	129711	70
108131	102, 106	129771	106
108233	48	129772	106
109064	72	129773	102, 106
109791	80, 96, 114	129800	86
110557	32	129801	86
110817	52	129841	66
111545	36, 50	129961	106
111977	50	129962	106
111978	50	129963	106
112129	32	129964	106
112130	2	129965	104, 108
112625	60	129976	86
112823	62	129977	86
112866	48	130246	4, 12
112868	48	130283	6, 12
113222	52	132117	76
114120	92	132355	84
114140	80, 92	132451	6
114141	80, 92	133000	56
114142	80, 92	133003	56
114143	80, 92	133011	62
114229	80	133014	52
114230	80	133035	56, 62
114368	102	133036	62
114379	48	133037	62
115759	76	133038	56, 60
117015	2	133039	62
118011	6, 10	133040	62
118154	24	133043	70
123055	20	133047	52
123084	24, 28	133071	58
123087	22	133074	48
123180	22	133076	62
123202	22, 28	133082	62
123321	70	133086	76
123613	18, 122	133089	62
123614	18, 122	133124	6, 10
123629	2	133126	6, 10
123647	18, 122	133130	4
123719	6	133131	6
123721	122	133133	66
123935	6, 12	133134	102
123936	6, 12	133135	106
125654	54	133137	112
125788	52	133138	100

INDEX

133157.....	20	133439.....	100
133158.....	66	133441.....	32, 38
133160.....	2	133446.....	22
133161.....	2	133460.....	2
133165.....	44	133521.....	22
133166.....	42	133532.....	76
133186.....	48	133533.....	76
133199.....	20	133537.....	76
133203.....	22	133556.....	46
133211.....	30	133557.....	46
133212.....	32	133558.....	46
133220.....	68	133559.....	46
133223.....	22	133560.....	46
133238.....	56, 60	133561.....	46
133239.....	56, 60	133562.....	46
133241.....	78	133563.....	46
133242.....	78	133564.....	46
133249.....	60	133615.....	4
133253.....	56, 60	133625.....	118
133257.....	78	133631.....	42
133260.....	70	133632.....	42
133261.....	80, 86, 92, 96, 102, 106, 112	133634.....	42
133264.....	86	133635.....	42
133268.....	96, 114	133636.....	42
133270.....	96	133637.....	42
133271.....	50	133640.....	42
133272.....	46	133641.....	42
133273.....	46	133650.....	42
133278.....	48	133666.....	56, 60
133279.....	102, 106	133672.....	110
133280.....	80, 92	133683.....	102, 106
133288.....	78	133692.....	110
133318.....	46	133698.....	110
133326.....	102	133703.....	82
133327.....	106	133704.....	56
133333.....	20	133705.....	60
133336.....	116	133708.....	56
133337.....	116	133710.....	56
133340.....	116	133711.....	56
133341.....	116	133713.....	56, 60
133344.....	116	133714.....	118
133345.....	116	133715.....	118
133348.....	116	133716.....	94, 98
133349.....	116	133730.....	92
133352.....	116	133736.....	118
133353.....	116	133743.....	86
133367.....	4, 10	133772.....	56, 60
133372.....	6, 12	133781.....	94, 98, 102
133378.....	48	133783.....	20
133382.....	96, 112	133807.....	70
133418.....	70	133808.....	70
133421.....	32, 38	133809.....	70
133424.....	32	133811.....	106
133425.....	32	133812.....	102
133426.....	32	133833.....	82

INDEX

133839.....	82	135423.....	58, 62, 66
133877.....	22	135425.....	102, 106
133882.....	82	135426.....	106
133883.....	20	135434.....	50
133887.....	92, 96	135443.....	80, 92
133888.....	102	135444.....	48, 80, 86, 92, 96, 102, 106, 114
133889.....	106	135453.....	60
133891.....	4, 10	135454.....	52
133892.....	6, 12	135455.....	52
133899.....	6	135478.....	50, 102
133900.....	4, 10	135479.....	50
133902.....	58, 62	135480.....	102
133904.....	58, 62	135484.....	20
133906.....	56, 60	135522.....	22
133942.....	2, 50	135598.....	112
133946.....	4, 12	135626.....	6, 14
133949.....	22	135630.....	6, 12
133963.....	48	135655.....	82
133964.....	48	135693.....	30, 36
133966.....	46	135694.....	38
133980.....	110	135725.....	48
133981.....	110	135748.....	40
133985.....	70	135760.....	30
133988.....	4	135867.....	112
133997.....	112	135906.....	6, 12
133998.....	112	136018.....	68
134002.....	52	136024.....	30, 36
134003.....	52	136483.....	50
134010.....	88	142777.....	42
134011.....	88	151288.....	20
134053.....	86	151361.....	32
135157.....	18, 122	151376.....	2, 12
135204.....	50	151411.....	2
135205.....	50	151470.....	2
135206.....	102	151551.....	16
135232.....	48	151570.....	20
135233.....	66	151673.....	20
135234.....	96, 112	151684.....	32
135236.....	50, 102	151686.....	32
135237.....	50	151689.....	32
135240.....	48	151691.....	20
135241.....	46	151702.....	30
135248.....	74	151708.....	32
135250.....	72	151727.....	30
135267.....	96, 114	151760.....	20
135316.....	118	151762.....	20
135323.....	102, 106	151766.....	20
135358.....	40	151777.....	22
135373.....	46	151779.....	22
135381.....	30, 36, 40	151792.....	22
135397.....	86	151793.....	20
135399.....	46	151881.....	52
135400.....	48	151926.....	90
135404.....	122	151941.....	90
135407.....	54	151942.....	90

INDEX

151953	30	156579	32
151971	2, 12	156580	32
151974	46	156588	32
151977	46	156589	32
151981	4	156594	32
151997	32	156597	86
151998	32	156601	32
152736	112	156606	80, 92
153151	86	156609	80, 92
153492	66	156612	80
153692	66	156613	86
153698	66, 86	156614	92
153769	66	156622	86
153933	86	156627	32
153989	72	156634	102, 106
153990	72	156635	52
156037	32, 38	156638	54
156051	32, 48	156639	54
156059	20	156655	52
156098	22	156682	2
156100	46	156689	52
156101	20	156696	48
156103	46	156698	52
156116	22	156703	2
156123	56, 60	156704	4, 10
156131	60	156724	60
156155	58, 62	156725	78, 82, 90, 100, 110
156178	20	156741	52
156212	52	156742	52
156232	100	156743	54
156237	2	156744	20
156267	66	156745	20
156268	66	156747	24
156280	66	156749	20
156286	6, 12	156750	22
156361	4	156758	80, 86, 102, 106
156363	4, 12	156759	86, 102, 106
156365	4, 12	156763	46
156366	82	156773	4, 10
156383	4	156780	100
156397	22	156782	102
156400	22	156783	100
156405	20	156784	100
156426	22	156799	22
156452	32, 36	156801	32
156459	20	156803	22, 32
156467	52	156810	52
156471	52	156818	62
156472	52	156821	62
156501	52	156828	66
156522	52	156834	56, 60
156526	6	156838	58, 62
156536	52	156839	52
156563	4, 10	156840	52
156574	52	156841	58, 62

INDEX

156843	58, 62	172423	108
156852	30, 36	172558	22
156853	30, 36	174858	54
156865	22	174870	54
156868	16	174938	70
156869	22	174939	70
156879	22	174940	70
156881	20	174941	70
156882	52	174942	72
156883	52	174960	76
156888	46	183620	46
156891	46	184437	92, 98
156893	46	184440	112
156895	48	184699	26
156900	48	187006	82
156904	46	187010	50
156906	2, 48	187018	112
156908	48	187019	112
156909	80	187030	112
156910	96, 112	187031	112
156935	80	187032	112
156938	80, 112	187033	96
156939	96, 112	187081	22, 28
156940	92	187101	2
156948	82	187112	2
156955	96	187137	22
156959	96	187142	50
156963	58, 62	187151	118
156964	56, 62	187152	118
156967	92	187183	112
156969	58, 62	187193	66
156970	96	187194	66
156995	58, 62	187203	52
158069	66	187229	30, 36
158253	92	187238	56, 60
158326	72	187239	56, 60
158349	72	187247	56, 60
158371	102, 106	187248	56, 60
158377	72	187252	30, 36
158587	86	187253	30, 36
158633	66	187310	110
158666	66	187390	82, 110
158697	66	187391	82, 110
158698	66	187415	82
158704	68	187416	82
158722	68	187421	20
158754	66	187427	20
158895	38	187428	22
163598	80, 86, 92, 98, 102, 108, 112	187432	20
164125	108	187445	120
164131	94, 98, 104, 108, 112	187446	120
164132	94, 98, 104	187466	38
164175	112	187467	36
165122	22	187469	36
171277	42	187475	38

INDEX

187476	38	187967	30, 36
187477	38	187988	16
187478	38	190866	106
187480	38	194033	48
187481	38	194521	76
187482	38	197154	26
187483	38	197263	24
187484	38	220199	18, 122
187485	38	220200	18, 122
187486	38	220201	122
187487	38	220237	12, 122
187492	38	220259	122
187493	38	220291	122
187494	38	220305	122
187495	38	220306	122
187496	38	220307	122
187497	38	220308	122
187502	38	220338	12, 122
187517	30, 36	220339	12
187518	78	220342	12
187520	2, 32, 38	220343	12, 122
187523	38	220380	10, 122
187524	38	220381	10, 122
187525	38	220439	122
187545	120	220440	122
187550	42	220441	122
187551	42	220446	10
187553	42	220447	10
187566	76	220449	10, 122
187620	20	220505	4
187696	38	220506	4
187697	38	220511	122
187698	38	220512	122
187704	120	220535	70
187720	32	220650	38
187722	120	220679	52
187723	78, 82, 90, 100, 110	220734	72
187725	120	220852	6, 12
187732	6, 12	220938	22
187769	120	237556	26
187813	82	237563	26
187829	56, 60	245122	12
187887	60	245246	100
187898	2, 38	245316	12
187900	30, 36	245672	10
187913	6	245673	10
187914	6	245675	10
187918	30, 36	245804	30, 36
187925	30, 36	245805	30, 36
187928	18, 122	245891	122
187947	2, 12	245892	122
187948	6, 12	245910	122
187949	6	245912	122
187958	50	248469	12
187959	56	252319	70

INDEX

252703	24	347964	78
252993	82	347965	78
274276	20	357903	78
279011	96, 112	368457	6, 10
279012	96, 112		
279013	96		
279014	96		
279028	18		
279034	96, 112	B	
279035	96, 112	B4432	72
279670	10	B4433	72
279671	10	B4434	72
279718	96	B4435	72
279737	112	B4564	72
279833	70	B4820	60
287914	38	B4821	60
294047	20	B4822	56
294076	116	B4823	66
294077	116	B4824	66
294097	96	B4825	66
294098	112	B4827	66
294729	52	B4828	16
294731	52	B4830	116
294890	30, 36	B4920	116
301693	86	B4921	116
301966	42	B4922	116
304454	12	B4923	116
304533	104, 108	B4942	56
304654	100	B4962	118
304668	50	B5006	60
304669	100	B5007	60
304748	12	B5008	56
312706	50	B5079	82
320492	70	B5081	56
320493	70	B5082	30, 36
322198	42	B5083	30, 36
322199	42	B5404	82
322200	42	B5405	82
322202	42	B5431	56
322203	42	B5432	60
322205	42	B5446	120
322207	42	B5661	122
322208	42	B6434	116
322209	42		
322210	42		
322211	42		
322212	42		
322234	42		
322257	42		
322258	42		
322259	42		
326217	30, 36		
326218	30, 36		
335464	28		
347731	78		

MacDon®

CUSTOMERS
MacDon.com

DEALERS
Portal.MacDon.com

Trademarks of products are the marks of their
respective manufacturers and/or distributors.

Printed in Canada