



BY MacDon

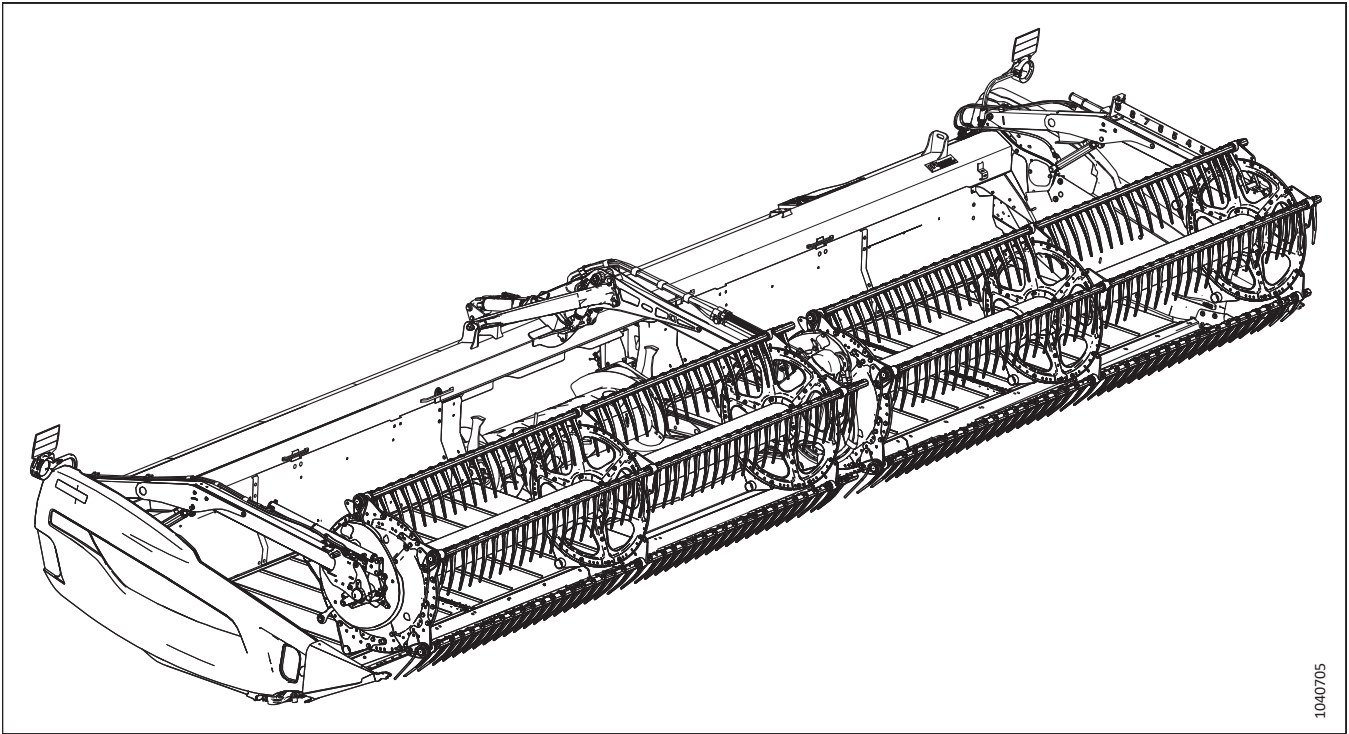
# D2 Series Draper Header with FM200 Float Module

Parts Catalog

262330 Revision A

Original Instruction

D2 Series Draper Header with FM200 Float Module



1040705

Published: January 2024

## Introduction

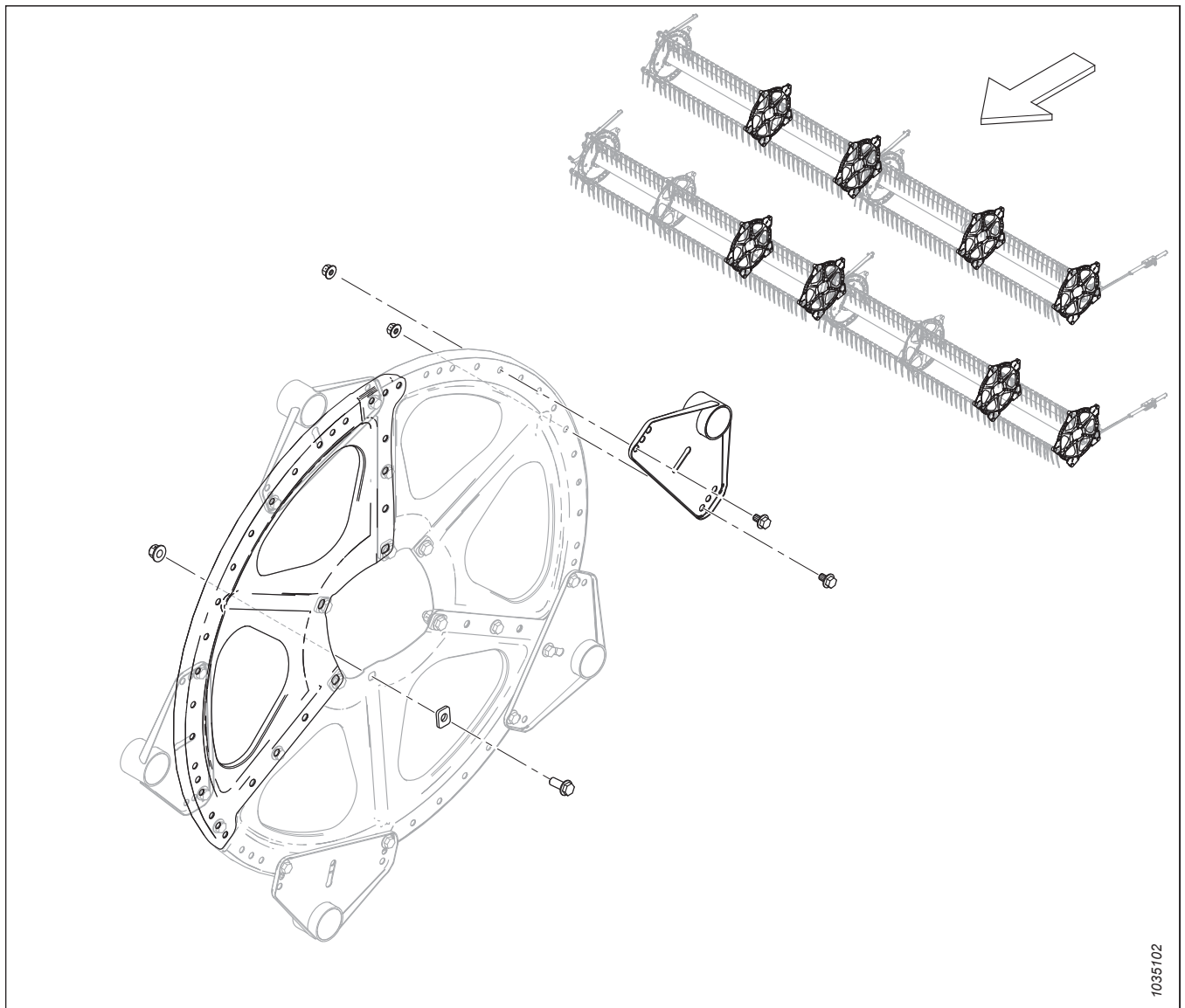
This Parts Catalog lists all the replacement parts that can be ordered for a D2 Series Combine Header (Sections [1 Header Frame End Panels, page 1 to 120 \(Option\)](#) [VertiBlade™ Vertical Knife Hydraulics, page 305](#)) and an FM200 Float Module (Sections [121 Frame Components – Float Module, page 307 to 158 \(Option\)](#) [Stripper Bars, page 405](#)).

When ordering, be sure the complete and proper part number is given. Some parts vary with header size; be sure you are ordering the correct part number for your unit.

**Bold text is used to indicate updates made at the current revision level.** With each new revision of the catalog, previous revisions are returned to regular text.

Electrical connectors used on MacDon products are available for sale but not listed in this catalog. For the list of available connectors, refer to the Electrical Connectors Parts Catalog (MD #169641).

In this catalog, right and left are determined from the operator's seated position in the combine. An arrow is sometimes used in illustrations to indicate forward position.



1035102

## Abbreviations

A/R – as required (quantity varies)	ASSY – assembly	BHRN – button head rib neck
BV – ball valve	CCW – counterclockwise	CON – conical (spring washer)
CSK – countersink	C/W – complete with	CW – clockwise
DBLE – double	DK – double knife	DR – double reel
DT – distorted thread	FLG – flange	GA – gauge
GR – grade	GS – grass seed	HD – head
HDR – header	HFA – hydraulic fore-aft	HH – hex head
HNBR – hydrogenated nitrile butadiene rubber	HYD – hydraulic	I.D. – inside diameter
IP – internal plus (torx plus)	KP – knife pressure	KR – knife return
LG – long	LH – left hand (determined from Operator's position, facing forward)	LK – lock
MACH – machine	MD – MacDon	MFA – manual fore-aft
MY – model year	NC – national coarse thread	NF – national fine thread
NSS – not sold separately	NT – narrow transport	O.D. – outside diameter
OPT – optional	PO – pilot operated	PT – pull-type (mower conditioner)
RC – roller chain	REF – reference, part number called up elsewhere in catalog	REG – regular
RH – right hand (determined from Operator's position, facing forward)	RHSN – round head, square neck or square neck carriage bolt	RHSSN – round head, short, square neck
RTD – rotating tine drum	SAE – Society of Automotive Engineers (part produced to comply with)	SD – side draper
SER – serrated	SK – single knife	SKT HD – socket head
SMTH – smooth	SMV – slow moving vehicle	SOCK – socket
SP – self-propelled (windrower) header	SPCL – special	SPH – spherical
SPI – serrations per inch (knife Sections)	SR – single reel	STL – steel (stainless)
STR – standard	STVR – Stover	TFL – thread full length
THD – thread	TR – triple reel	UCA – upper cross auger
UDK – untimed double knife	UNC – unified coarse thread	UNEF – unified extra fine thread
UNF – unified fine thread	UNS – unified special thread series	VK – vertical knife
WF – wide frame	ZP – zinc plated	

## Serial Number Breaks

The side of the serial number on which the dash (–) appears determines whether the part is used "up to" or "after" the serial number given.

**Example:**

- –451189 Used on machines up to and including serial number 451189
- 451190– Used on machines including and after serial number 451190

## Summary of Changes – D2 Series and FM200 (MD #262330 Rev. A)

This list covers changes made since the last revision MD #(MD #215977 Rev. A).

Section	Summary of Change	Internal Use Only
<i>Introduction, page i</i>	Replaced section numbers with cross-references for clarity and consistency.	Technical Publications
<i>3 Manual Case and Knife Storage, page 5</i>	Added references to spare knives and knife shield (items #7, 8, and 9 and added footnotes for clarity. Updated illustration from 1040219 to 1043054 to show changes.	ECN 64378
	Manual case 174612 replaced by manual case 220107.	ECN 64612
<i>15 Draper – Drive Roller, page 29</i>	Revised footnote on 319676; replaced “vulcanized roller” with “ribbed roller”.	Technical Publications
<i>27 Knives – Single-Knife Headers (D225, D230, and D235), page 53</i>	Added fine knife kit 286609, 286610, and 286611, and fine knife segments 286579, 286581, 286582, 286583, and 286584. Added ultra coarse knife kit 286779, 286780, and 286781, and ultra coarse knife segments 286758, 286760, 286761, 286763, and 286764. Added a footnote stating the quantity of individual knife sections.	Parts Engineering
<i>28 Knives – Double-Knife Headers (D241), page 57</i>	Added fine knife kit 286618 and fine knife segments 286579, 286580, 286582, 286871, and 286593. Added ultra coarse knife kit 286789 and ultra coarse knife segments 286758, 286759, 286761, 286876, and 286769. Added a footnote stating the quantity of individual knife sections.	Parts Engineering
<i>29 Knives – Double-Knife Headers (D245), page 61</i>	Added fine knife kit 286619 and fine knife segments 286579, 286580, 286581, 286582, 286872, and 286592. Added ultra coarse knife kit 286790 and ultra coarse knife segments 286758, 286759, 286760, 286761, 286877, and 286768. Added a footnote stating the quantity of individual knife sections.	Parts Engineering
<i>32 Reel Support Arm and Lift Cylinders – Center Arm, Double Reel, page 69</i>	Replaced part number for brace 273798 with “NSS” and revised footnote for brace assembly 311627. Added footnote to brace (item #2) for clarity.	ECN 63825
<i>96 (Option) Module Programming Kit, page 231</i>	Added new section (Option) Module Programming Kit with new illustration 1041682.	ECN 64148
<i>54 Skid Shoes – End and Center, page 119</i>	Replaced bolt 30628 with bolt 135335, added flat washer 184711. Updated illustration from 1040324 to 1043090 to show changes.	ECN 64715
<i>55 Hydraulics – Manifold Fittings and Fasteners, page 121</i>	Added footnotes to manifold assemblies 283502 to clarify what parts are included in these assemblies and in what quantities.	ECN 63588
<i>56 Hydraulics – Manifold Plugs, page 123</i>	Added footnotes to manifold assemblies 283502 to clarify what parts are included in these assemblies and in what quantities.	ECN 63588
<i>71 Hydraulics – Upper Cross Auger, page 171</i>	Corrected D225 hydraulic line part number from 323355 to 323354.	Technical Publications

Section	Summary of Change	Internal Use Only
<i>79 Electrical – Reel Fore-Aft Sensor (2023 and Prior), page 187</i>	Superseded reel fore-aft indicator 328532 with indicator 323937.	ECN 63777
	Made reel fore-aft parts in this section service only for model year 2023 and prior units; some parts have been superseded by reel fore-aft sensor kit 368338. Added footnotes for clarity.	ECN 64090 ECN 64242
	Added large washer 43219. Added extra bushing 206340 and spacer 328534. Replaced bolt 109613 with 136595. Removed washer 184706. Bolt 152655 replaced by 135894. Nut 135799 replaced by 135337. Added washer 184711. Updated illustration from 1039142 to 1043109 to show changes.	ECN 63831
<i>80 Electrical – Reel Fore-Aft Sensor (2024 and Later), page 189</i>	Added new section for model year 2024 reel fore-aft sensor assemblies with new illustration 1043110.	ECN 64090 ECN 64242
<i>81 Decals and Reflectors – D2 Series, page 191</i>	Added California Proposition 65 decal 302204 to the parts list. Updated illustration from 1040550 to 1041385 to show changes.	ECN 64111
<i>82 Decals – Product Identification, Case, page 193</i>	Decals 360419, 360420, 360431, 360432, 360433, 360434, 360435, 360436, 360437, 360438, 360439, and 360440 superseded by 368422, 368423, 368412, 368413, 368414, 368415, 368416, 368417, 368418, 368419, 368420, and 368421. Updated illustration from 1040654 to 1043528 to show changes.	ECN 64268
<i>89 (Option) EasyMove™ – Slow Speed Transport, Base Kit and Stabilizer Wheels, page 207</i>	Superseded header dampener 210340 with header dampener 327798. Added a footnote to state that the dampener includes composite bushing 133992.	ECN 63236
	Added California Proposition 65 decal 302204 to the parts list.	ECN 64111
<i>90 (Option) EasyMove™ – Slow Speed Transport, Wheels, Tires, and Tow Poles, page 215</i>	Discontinued 316904 and removed screws 42292; bolt 184679 made hardware B, was hardware R. Added long channel support 327817 (replaces two of support 327680) for long tow poles (B7392). Updated illustration from 1038286 to 1041769 to show changes.	ECN 64203
	Revised footnotes for clarity.	Parts
	New EMT Long Pole Collector C2173 (C2050); Tires kit B6275 superseded by B7398, including new wheels, tires, and decals.	ECN 62597
<i>91 (Option) Floating Crop Dividers, page 219</i>	Superseded deflectors 360095 and 360081 with deflector kits 360939 and 360940; added new deflectors 360723 and 360848. Added supports 360720 and 360862, retainers 360734 and 360863, top deflector channel 360850, and pivot tube 360847. Replaced 30 mm M10 bolt 184662 with 40 mm M10 bolt 152732, added flat washer 184709 and M8 bolt 135523. Updated illustration from 1038760 to 1040682 to show changes.	ECN 63575
<i>95 (Option) Lodged Crop Reel Fingers, page 229</i>	Added new section for Lodged Crop Reel Fingers kit with new illustration 1041518.	ECN 62424
<i>99 (Option) Reel – Two Speed, page 241</i>	Added footnote on combine compatibility to sprocket 273451, 273452, and 273453.	Product Support
<i>102 (Option) Service Kit – Pointed Guards, Coarse Knives, page 247</i>	Added footnote to state that the kits are not available for sale in North America.	Parts

Section	Summary of Change	Internal Use Only
<i>104 (Option) Service Kit Plus – PlugFree™ Guards, Single Knife, page 251</i>	Added new section for Service Kit Plus – PlugFree™ Guards, Single Knife with new illustration 1041561.	Technical Publications
<i>105 (Option) Service Kit Plus – PlugFree™ Guards, Double Knife, page 253</i>	Added new section for Service Kit Plus – PlugFree™ Guards, Double Knife with new illustration 1041562.	Technical Publications
<i>107 (Option) Service Kit Plus – Pointed Guards, Double Knife, page 261</i>	Added footnote to state that the kits are not available for sale in North America.	Parts
<i>108 (Option) Stabilizer Wheels, page 265</i>	Superseded header dampener 210340 with header dampener 327798. Added a footnote to state that the dampener includes composite bushing 133992.	ECN 63236
	New Stabilizer Wheel Collector C2171 (was C2051).	ECN 62597
<i>110 (Option) Steel Reel End Finger Kits, page 271</i>	Added new section for Steel Reel End Finger kits with new illustration 1041509.	Technical Publications
<i>111 (Option) Stubble Lights, page 273</i>	Added new section for Stubble Lights kit with new illustration 1032898.	ECN 64329
<i>116 (Option) Upper Cross Auger – Two-Piece Auger (D225, D230, D235, and D241), page 285</i>	Added California Proposition 65 decal 302204 to the parts list.	ECN 64111
	Added UCA valve decal 233745 to the parts list.	Product Support
	Added Auger warning decal 279085 to the parts list.	Product Support
<i>117 (Option) Upper Cross Auger – Three-Piece Auger (D245), page 291</i>	Added California Proposition 65 decal 302204 to the parts list.	ECN 64111
	Added UCA valve decal 233745 to the parts list.	Product Support
	Added Auger warning decal 279085 to the parts list.	Product Support
<i>118 (Option) VertiBlade™ Vertical Knife Kit, page 295</i>	Added European Vertical Knife Components kit B7464 and European Vertical Knife kit B7466, added footnotes for clarity.	ECN 63630
	Replaced hex flange bolts 152655 with Torx truss head screws 136395, updated illustration from 1032942 to 1041737 to show changes.	ECN 64134
<i>120 (Option) VertiBlade™ Vertical Knife Hydraulics, page 305</i>	Changed incorrect D245 hydraulic hose part number from 311860 to 323860.	Parts
<i>122 Pump, Gearbox, and Input Drive, page 309</i>	Contour cone 250 mm guard 328316 superseded by contour cone 250 mm guard 322561.	Parts ECN 60438
	Replaced insert bearing 328371 with collar bearing 21363, and removed hex screw 320418. Updated illustration from 1038292 to 1042897.	Product Support
	Removed gear ratios from descriptions of 308726, 337713, 347001, and 308863.	Product Support



Section	Summary of Change	Internal Use Only
<p><i>124 Integrated Pump – Service Parts, page 313</i></p>	<p>Added dust caps 357937 as service parts for knife drive compensator kit 328306 and side draper compensator kit 328307; added footnotes for clarity.</p>	<p>ECN 63437</p>
	<p>Superseded seal kit 328284 with seal kit 322148.</p>	<p>ECN 63865</p>
	<p>Renamed 328307 from KIT – COMPENSATOR LS to KIT – SIDE DRAPER COMPENSATOR, and 328306 from KIT – COMPENSATOR (PRESSURE) to KIT – KNIFE DRIVE COMPENSATOR.</p>	<p>Product Support ECR 31563</p>
<p><i>125 Gearbox Assembly, page 317</i></p>	<p>Gearbox bolt plate 368863 is now a serviceable part (between washer 184587 and tensioner bolt 328158). Updated illustration from 1038480 to 1043556.</p>	<p>ECN 64719</p>
<p><i>126 Input Drive Assembly, page 321</i></p>	<p>Removed gear ratios from descriptions of 308726, 337713, 347001, and 308863.</p>	<p>Product Support</p>
	<p>Reinserted gearbox cover part number 328196; the gearbox cover is now a serviceable part.</p>	<p>ECN 64170</p>
<p><i>130 Auger Assembly – Right Arm, page 331</i></p>	<p>Corrected description of 308538 from PIVOT – LH AUGER, MACHINING to PIVOT – RH AUGER, MACHINING.</p>	<p>Product Support</p>
<p><i>137 Float Linkage and Float Setting and Measuring, page 349</i></p>	<p>Superseded rotary sensor 328412 with rotary sensor 500303 and added bolt 197319. Updated illustration from 1038643 to 1041641 to show changes.</p>	<p>ECN 63801</p>
	<p>Superseded lower link assembly 322132 with lower link assembly 357299. Replaced lube fitting 18671 with lube fitting 320500. Updated illustration 1041641 to show changes.</p>	<p>ECN 62390 ECN 63854 ECN 63990</p>
	<p>FSM lever 322981 and torsion spring 322046 made service only for model year 2023 and prior machines. Added FSM pawl 360971, FSM lever 360756, and torsion spring 368017. Added footnotes for clarity. Updated illustration 1041641 to show changes.</p>	<p>ECN 64338</p>
<p><i>138 Float Lock Pivot Rework Kit, page 353</i></p>	<p>Added new section for Float Lock Pivot Rework kit 352697 with new illustration 1042278.</p>	<p>ECN 64460</p>
<p><i>141 Feed Deck – Frame, Pivot Pins, and Front Support, page 361</i></p>	<p>Superseded feed deck assembly 357386 with assembly 368380.</p>	<p>ECN 63641</p>
<p><i>143 Feed Deck – Drive/Idler Roller and Tensioner, page 365</i></p>	<p>Superseded housing assembly 295399 with assembly 335980 for model year 2024 production and with idler housing service kit 335981 for service. Superseded idler housing 314474 with idler housing service kit 335981. Added dust cap with fitting assembly 357230 for model year 2024. Added footnotes for clarity. Updated illustration from 1036582 to 1041761 to show changes.</p>	<p>ECN 63641</p>
	<p>Replaced bearing 118185 with bearing service kit 368457. Replaced housing assembly 335980 with idler assembly service kit 368460. Added footnotes for clarity.</p>	<p>ECN 64334</p>
<p><i>144 Feed Deck – Pans and Fillers, page 369</i></p>	<p>Superseded feed deck pan 276681 with feed deck pan 360927; superseded rear center hook 240012 with rear center hook 360924; superseded center hook bar 231766 with center hook bar 360925; added footnotes for clarity. Updated illustration from 1038655 to 1041785 to show changes.</p>	<p>ECN 63582</p>

Section	Summary of Change	Internal Use Only
<i>149 Electrical – Base, page 383</i>	Added Auto Header Height Plug kit B7489 and Pass THru Tilt Plug kit B7490. Added pass thru tilt plug 323698.	ECN 63849
	Superseded CNH Side Draper Speed Control kit and CNH ICSDSC control panel 276671 with Side Draper Speed Control kit 357945, added fir tree fastener 136655 and flat washer 184705 as service parts for kit 357945. Superseded North American CNH Cab Power kit 328552, cab power harness 308684, European CNH Cab Power kit 335287, and cab power harness 328561 with Bosch/Aux Cab Power kit 328555; Bosch/Aux cab power harness 308943 is no longer serviceable (included in kit 328555). Superseded North American CNH Combine Control bag assembly 337617 and European CNH Combine Control bag assembly 337618 with CNH Combine Control bag assembly 357970. Added and revised footnotes throughout for clarity. Updated illustration from 1039723 to 1041869 to show new side draper speed control kit 357945 and Bosch/Aux Cab Power kit 328555.	ECN 63530 ECN 63634
<i>150 Decals and Reflectors – FM200, page 385</i>	Float setting decal 360716 made for service only. New float setting decal 368631 created for model year 2024 and later.	ECN 64550
	Added float setting decal 368631.	ECN 64671
<i>151 Case IH – Float Module Completion, page 387</i>	Superseded bundle B7043 with B7476. Superseded CNH transition frame assembly 347300 with 357567. Updated illustration 1034925 to 1043626 to show changes. Anchor mount support 357678 superseded by 284976.	ECN 63619 ECN 64609 ECN 64872
<i>152 Case IH – Hydraulic/Electrical Completion, page 389</i>	Superseded bundle B7056 with bundle B7507. Superseded CNH completion harness 323941 with harness 368376. Added part descriptions for valve driver module, lock washer, and panel nut to reference item #20 and revised the associated footnote for clarity. Updated illustration 1041693 to 1043611 to show changes.	ECN 64329
	Added transistor plug 349362. Updated illustration from 1041693 to 1043611 to show changes.	ECN 64689
<i>154 Case IH 2300/2500 Series – Hydraulic/Electrical Completion, page 395</i>	Added panel nut 134728 and lock washer 134730, updated illustration from 1039536 to 1041603 to show changes.	ECN 64112
<i>157 (Option) Hillside Extension, page 403</i>	Hillside Extension kit: B6057 superseded by B7542, kit 312824 superseded by 284975; add gasket kit 312706 and lock nuts 136635. Updated illustration from 1027492 to 1043561.	ECN 64871
<i>Throughout</i>	Revised Case completion package topic titles for clarity.	Parts
<i>Throughout</i>	Revised notes and footnotes for clarity.	Technical Publications

TABLE OF CONTENTS

Introduction ..... i

Abbreviations..... ii

Serial Number Breaks ..... iii

Summary of Changes – D2 Series and FM200 (MD #262330 Rev. A)..... iv

**1 Header Frame End Panels ..... 1**

**2 Header Frame – Split Frame Hardware ..... 3**

**3 Manual Case and Knife Storage ..... 5**

**4 Float Module Transition Pan ..... 7**

**5 Divider Cones..... 9**

**6 Divider Rods and Storage..... 11**

**7 Endshields – Case ..... 13**

**8 Endshield Mount Components..... 15**

**9 Draper ..... 17**

**10 Draper – Backsheet Panels (D225)..... 19**

**11 Draper – Backsheet Panels (D230 and D235)..... 21**

**12 Draper – Backsheet Panels (D241)..... 23**

**13 Draper – Backsheet Panels (D245)..... 25**

**14 Draper – Tensioner ..... 27**

**15 Draper – Drive Roller ..... 29**

**16 Draper – Decks (D225, D230, and D235)..... 31**

**17 Draper – Decks (D241)..... 33**

**18 Draper – Decks (D245)..... 35**

**19 Draper – Tracks ..... 37**

**20 Draper – Seals (D225, D230, and D235) ..... 39**

**21 Draper – Seals (D241 and D245)..... 41**

**22 Draper Deflectors – Narrow ..... 43**

**23 Guards, Hold-Downs, and Cutterbar Shoes – Single Knife, Pointed (D230 and D235) ..... 45**

**24 Guards, Hold-Downs, and Cutterbar Shoes – Single Knife, PlugFree™ (D225 and D230) ..... 47**

**25 Guards, Hold-Downs, and Cutterbar Shoes – Double Knife, Pointed (D241 and D245) ..... 49**

**26 Guards, Hold-Downs, and Cutterbar Shoes – Double Knife, PlugFree™ (D241 and D245) ..... 51**

**27 Knives – Single-Knife Headers (D225, D230, and D235)..... 53**

**28 Knives – Double-Knife Headers (D241) ..... 57**

**29 Knives – Double-Knife Headers (D245) ..... 61**

**30 Knife Drive – Single and Double Knife ..... 65**

**31 Knife Drive Box ..... 67**

**32 Reel Support Arm and Lift Cylinders – Center Arm, Double Reel ..... 69**

**33 Reel Support Arm and Lift Cylinders – Outer Arms, Double Reel ..... 71**

**34 Reel Support Arm and Lift Cylinders – Outer Arms, Single Reel ..... 73**

**35 Reel Arm Components – Right Arm, Single Reel ..... 77**

**36 Reel Arm Components – Right Arm, Double Reel..... 79**

**37 Reel Arm Components – Center Arm, Double Reel..... 81**

**38 Reel Arm Components – Left Arm ..... 83**

**39 Reel Drive – Single Reel ..... 85**

## TABLE OF CONTENTS

---

40	Reel Drive – Double Reel .....	89
41	Reel Cam Components – Right Arm, Double Reel.....	93
42	Reel – Tine Tube.....	95
43	Reel Discs – Cam End and Linkage .....	97
44	Reel Discs – Mid Span .....	99
45	Reel Discs – Tail End.....	101
46	Reel – Center Tubes, Single Reel .....	103
47	Reel – Center Tubes, Double Reel.....	105
48	Reel – Endshields, Cam End, Outboard (9 Bat).....	107
49	Reel – Endshields, Tail End, Outboard (9 Bat) .....	109
50	Reel – Endshields, Cam End, Outboard (5 Bat and 6 Bat).....	111
51	Reel – Endshields, Tail End, Outboard (5 Bat and 6 Bat).....	113
52	Reel – Endshields, Cam End, Inboard (5 Bat and 6 Bat) .....	115
53	Reel – Endshields, Tail End, Inboard (5 Bat and 6 Bat) .....	117
54	Skid Shoes – End and Center .....	119
55	Hydraulics – Manifold Fittings and Fasteners .....	121
56	Hydraulics – Manifold Plugs .....	123
57	Hydraulics – Knife Drive, Single and Double Knife, Left Side (D225, D230, D235, and D241) .....	125
58	Hydraulics – Knife Drive, Double Knife, Left Side (D245) .....	129
59	Hydraulics – Knife Drive, Double Knife, Right Side (D241 and D245) .....	133
60	Hydraulics – Draper Drive, Center Delivery .....	135
61	Hydraulics – Draper Drive, Manifold Lines .....	137
62	Hydraulics – Lift and Fore-Aft, Single Reel, Left Arm (D225).....	139
63	Hydraulics – Lift and Fore-Aft, Single Reel, Right Arm (D225).....	141
64	Hydraulics – Lift and Fore-Aft, Double Reel, Left Arm (D230, D235, and D241) .....	145
65	Hydraulics – Lift and Fore-Aft, Double Reel, Left Arm (D245).....	149
66	Hydraulics – Lift and Fore-Aft, Double Reel, Center Arm (D230, D235, D241, and D245) .....	151
67	Hydraulics – Lift and Fore-Aft, Double Reel, Right Arm (D230 and D235).....	155
68	Hydraulics – Lift and Fore-Aft, Double Reel, Right Arm (D241 and D245).....	159
69	Hydraulics – Reel Drive, Single Reel .....	163
70	Hydraulics – Reel Drive, Double Reel .....	167
71	Hydraulics – Upper Cross Auger .....	171
72	Hydraulic Line Covers – Center .....	173
73	Hydraulic Line Covers (D225, D230, and D235) .....	175
74	Hydraulic Line Covers (D241 and D245).....	177
75	Electrical – Harness (D225).....	179
76	Electrical – Harness (D230, D235, D241, and D245) .....	181
77	Electrical – Clearance Lights .....	183
78	Electrical – Reel Height Sensor.....	185
79	Electrical – Reel Fore-Aft Sensor (2023 and Prior) .....	187
80	Electrical – Reel Fore-Aft Sensor (2024 and Later).....	189
81	Decals and Reflectors – D2 Series.....	191
82	Decals – Product Identification, Case .....	193

TABLE OF CONTENTS

83 Decals – French ..... 195

84 Decals – Portuguese ..... 197

85 Decals – Russian ..... 199

86 Decals – Spanish ..... 201

87 (Option) Crop Lifters and Storage Rack ..... 203

88 (Option) Divider Storage Bracket ..... 205

89 (Option) EasyMove™ – Slow Speed Transport, Base Kit and Stabilizer Wheels ..... 207

90 (Option) EasyMove™ – Slow Speed Transport, Wheels, Tires, and Tow Poles ..... 215

91 (Option) Floating Crop Dividers ..... 219

92 (Option) Four-Point Guard Kits, Single Knife ..... 223

93 (Option) Four-Point Guard Kits, Double Knife ..... 225

94 (Option) High Wear Skid Shoes ..... 227

95 (Option) Lodged Crop Reel Fingers ..... 229

96 (Option) Module Programming Kit ..... 231

97 (Option) Reel Tine Tube Conversion Kits – Double Reel, 5 Bat to 6 Bat ..... 233

98 (Option) Reel Tine Tube Conversion Kits – Double Reel, 6 Bat to 9 Bat ..... 237

99 (Option) Reel – Two Speed ..... 241

100 (Option) Rice Divider Rods ..... 243

101 (Option) Rock Retarder Kit ..... 245

102 (Option) Service Kit – Pointed Guards, Coarse Knives ..... 247

103 (Option) Service Kit – PlugFree™ Guards, Coarse Knives ..... 249

104 (Option) Service Kit Plus – PlugFree™ Guards, Single Knife ..... 251

105 (Option) Service Kit Plus – PlugFree™ Guards, Double Knife ..... 253

106 (Option) Service Kit Plus – Pointed Guards, Single Knife ..... 257

107 (Option) Service Kit Plus – Pointed Guards, Double Knife ..... 261

108 (Option) Stabilizer Wheels ..... 265

109 (Option) Steel Finger Kit ..... 269

110 (Option) Steel Reel End Finger Kits ..... 271

111 (Option) Stubble Lights ..... 273

112 (Option) Sunflower Attachment – Base Kit – Lean Bar and Deflectors ..... 275

113 (Option) Sunflower Attachment – Base Kit – Pans and Supports ..... 279

114 (Option) Sunflower Attachment – Deflector Kits ..... 281

115 (Option) Sunflower Attachment – Pans ..... 283

116 (Option) Upper Cross Auger – Two-Piece Auger (D225, D230, D235, and D241) ..... 285

117 (Option) Upper Cross Auger – Three-Piece Auger (D245) ..... 291

118 (Option) VertiBlade™ Vertical Knife Kit ..... 295

119 (Option) VertiBlade™ Vertical Knife Components ..... 299

120 (Option) VertiBlade™ Vertical Knife Hydraulics ..... 305

121 Frame Components – Float Module ..... 307

122 Pump, Gearbox, and Input Drive ..... 309

123 Pump Assembly ..... 311

124 Integrated Pump – Service Parts ..... 313

125 Gearbox Assembly ..... 317

TABLE OF CONTENTS

---

126 Input Drive Assembly ..... 321

127 Input Driveline and Support – High Angle..... 323

128 Input Driveline Conversion Kits..... 327

129 Auger Drum and Internal Components..... 329

130 Auger Assembly – Right Arm ..... 331

131 Auger Assembly – Left Arm ..... 335

132 Auger – Float Linkage ..... 339

133 Auger Completion..... 341

134 Auger Conversion Kits – Fingers and Flighting ..... 343

135 Auger – Crop Deflector Kits ..... 345

136 Auger – Grease Lines..... 347

137 Float Linkage and Float Setting and Measuring ..... 349

138 Float Lock Pivot Rework Kit..... 353

139 Float Springs ..... 355

140 Float Module Attaching and Filler Components – FM200 to D2 Series..... 357

141 Feed Deck – Frame, Pivot Pins, and Front Support ..... 361

142 Feed Deck – Draper..... 363

143 Feed Deck – Drive/Idler Roller and Tensioner ..... 365

144 Feed Deck – Pans and Fillers..... 369

145 Hydraulics – Center-Link and Header Tilt / Reel Fore-Aft..... 373

146 Hydraulics – Feed Deck..... 377

147 Hydraulics – Suction and Return ..... 379

148 Hydraulics – Float Module to Header Manifold ..... 381

149 Electrical – Base ..... 383

150 Decals and Reflectors – FM200 ..... 385

151 Case IH – Float Module Completion..... 387

152 Case IH – Hydraulic/Electrical Completion ..... 389

153 Case IH 2300/2500 Series – Float Module Completion..... 393

154 Case IH 2300/2500 Series – Hydraulic/Electrical Completion ..... 395

155 (Option) Extended Center Filler..... 399

156 (Option) FM200 Fillers and Links ..... 401

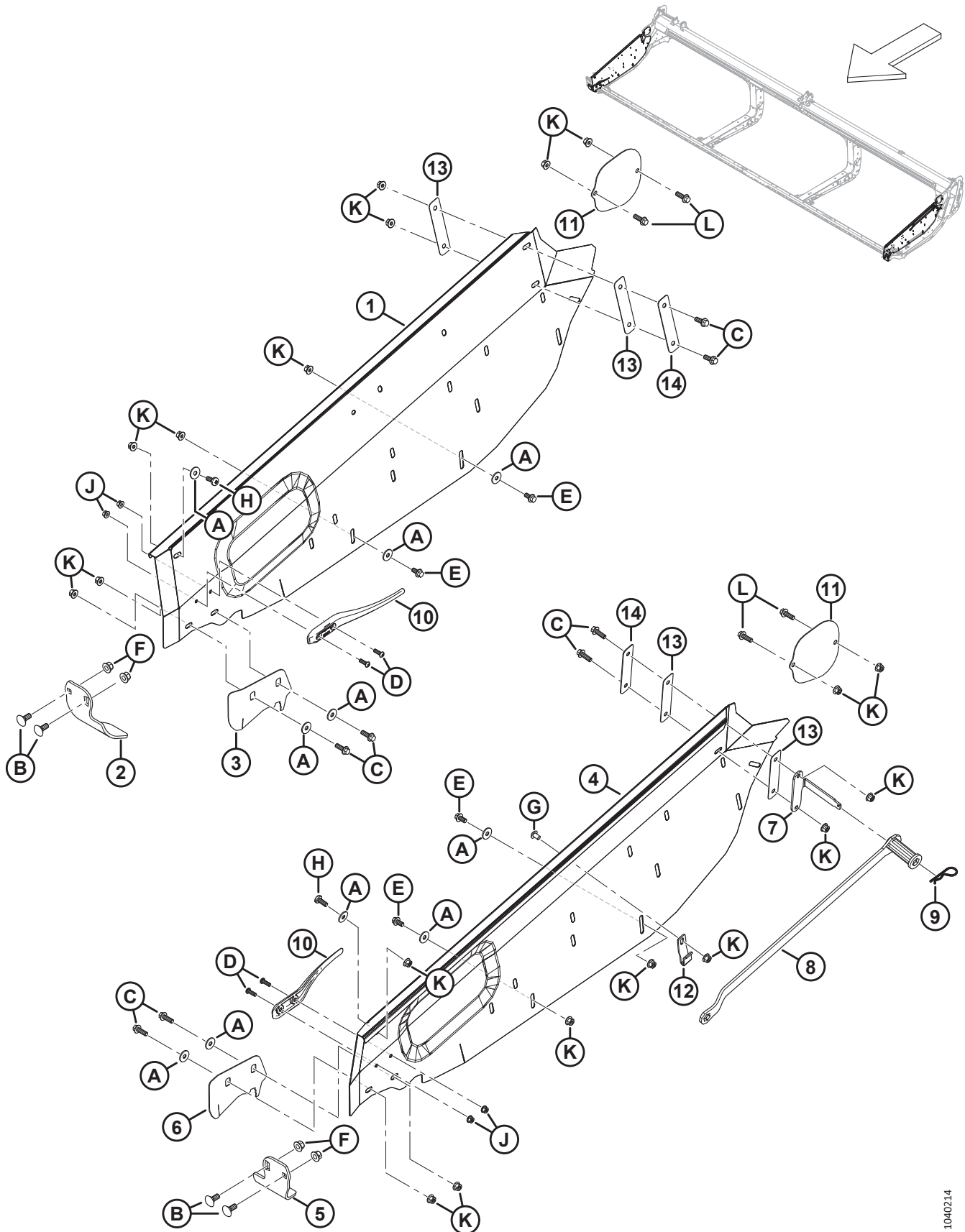
157 (Option) Hillside Extension..... 403

158 (Option) Stripper Bars ..... 405

Index ..... 408



# 1 Header Frame End Panels



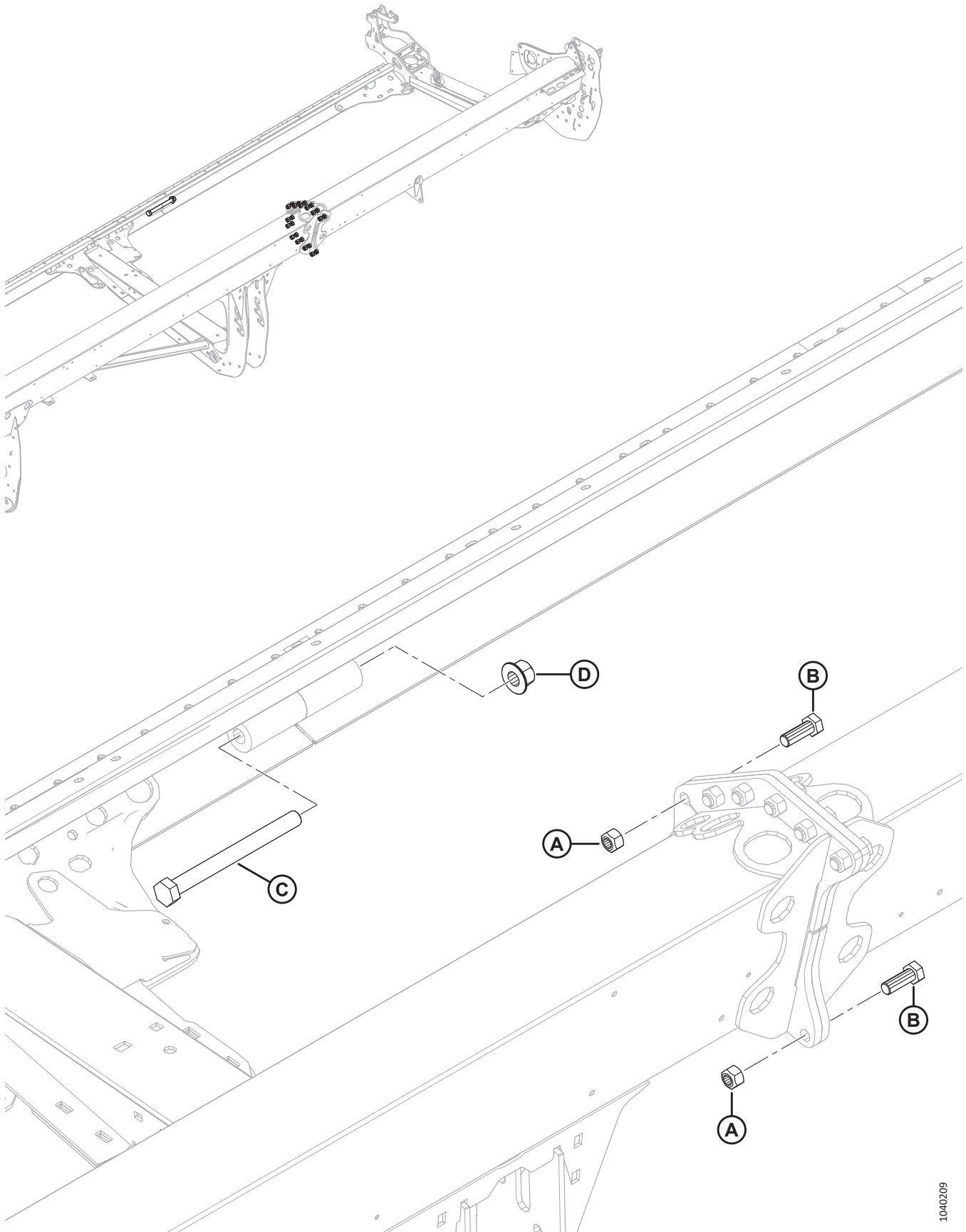


**HEADER FRAME END PANELS**

<b>Ref</b>	<b>Part Number</b>	<b>Description</b>	<b>Qty</b>	<b>Serial Number</b>
1	360749	END PANEL – RH	1	
2	289358	GUARD – RH KNIFE HEAD	1	
3	360751	COVER – RH KNIFE OPENING <sup>1</sup>	1	
4	360748	END PANEL – LH	1	
5	289220	GUARD – LH KNIFE HEAD	1	
6	360750	COVER – LH KNIFE OPENING <sup>1</sup>	1	
7	340122	BRACKET – WRENCH HOLDER	1	
8	<b>360361</b>	<b>KIT - HEADER ADJ TOOL W/ INST<sup>2</sup></b>	<b>1</b>	
9	13125	PIN – HAIR	1	
10	289742	DEFLECTOR – FINGER	2	
11	289261	SHIELD – UCA COVER	2	
12	340113	RETAINER – WRENCH FRONT	1	
13	340193	INSULATOR – HEADER PANELS	4	
14	340215	PLATE	2	
A	184712	WASHER – FLAT LARGE M10-200HV		
B	184667	BOLT – RHSN M12 X 1.75 X 30-8.8-ZINC		
C	184665	BOLT – HEX FLG HD M10 X 1.5 X 30-10.9-AA1J		
D	184649	SCREW – HEX SOC BTN HD M8 X 1.25 X 25		
E	152655	BOLT – HEX FLG HD M10 X 1.5 X 20-8.8-AA1J		
F	136431	NUT – HEX FLG CTR LOC M12 X 1.75-10		
G	136640	SCREW – TORX TRUSS HD M10 X 1.5 X 16 X SPCL-8.8-AA1J		
H	320304	SCREW – TORX TRUSS HD M10 X 1.5 X 25-SPCL-8.8-ZINC		
J	135337	NUT – HEX FLG CTR LK M8 X 1.25-8-AA1J		
K	135799	NUT – HEX FLG CTR LOC M10 X 1.5-10		
L	184661	BOLT – HEX HD TFL M10 X 1.5 X 30-8.8-AA1J		

1. Not recommended in all conditions. Used primarily in rice and fine grasses to keep crop from getting caught in the delivery opening.
2. Kit includes header adjuster tool (NSS) and instructions.

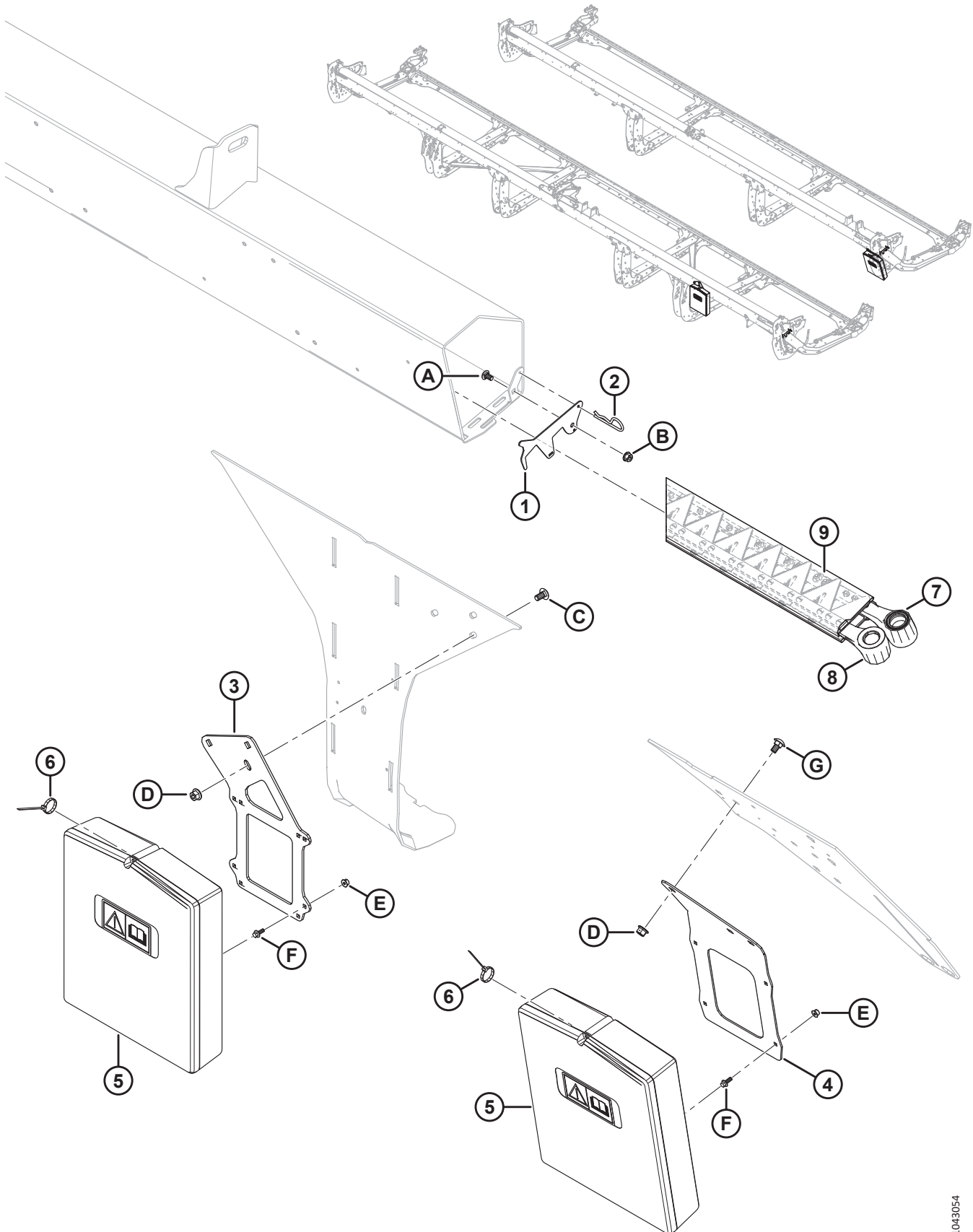
## 2 Header Frame – Split Frame Hardware



HEADER FRAME – SPLIT FRAME HARDWARE

Ref	Part Number	Description	Qty	Serial Number
A	320026	NUT – HEX TOP LOCK M16 X 2-10-ZINC		
B	136671	BOLT – HEX HD M16 X 2 X 45-10.9-ZINC		
C	252581	BOLT – HEX HD M20 X 2.5 X 220-10.9-AA1J		
D	136122	NUT – HEX FLG CTR LOC M20 X 2.5-10-AA1J		

### 3 Manual Case and Knife Storage



**MANUAL CASE AND KNIFE STORAGE**

<b>Ref</b>	<b>Part Number</b>	<b>Description</b>	<b>Qty</b>	<b>Serial Number</b>
1	286741	LATCH – RETAINER, KNIFE STORAGE	1	
2	13125	PIN – HAIR	1	
3	360175	SUPPORT – MANUAL CASE (D230, D235, D241, and D245 headers) <sup>3</sup>	1	
4	360166	SUPPORT – MANUAL CASE (D225 headers) <sup>4</sup>	1	
5	<b>220107</b>	<b>CASE – MANUAL</b>	<b>1</b>	
6	21763	FASTENER – CABLE TIE, BLACK	1	
7	<b>REF</b>	<b>KNIFE – SPARE, SK</b> <sup>5</sup>	<b>1</b>	
	<b>REF</b>	<b>KNIFE – SPARE, DK, LH</b> <sup>6</sup>	<b>1</b>	
8	<b>REF</b>	<b>KNIFE – SPARE, DK, RH</b> <sup>6</sup>	<b>1</b>	
9	<b>NSS</b>	<b>SHIELD – KNIFE</b>	<b>A/R</b>	
A	191489	BOLT – RHSSN TFL M8 X 1.25 X 16-8.8-AA1J		
B	135337	NUT – HEX FLG CTR LK M8 X 1.25-8-AA1J		
C	184657	BOLT – RHSSN M10 X 1.5 X 20-8.8-AA1J <sup>3</sup>		
D	135799	NUT – HEX FLG CTR LOC M10 X 1.5-10		
E	152668	NUT – HEX FLG CTR LOC M6 X 1-8		
F	135959	BOLT – HEX FLG HD M6 X 1 X 16-10.9-AA1J		
G	136178	BOLT – RHSN M10 X 1.5 X 20-8.8-AA1J <sup>4</sup>		

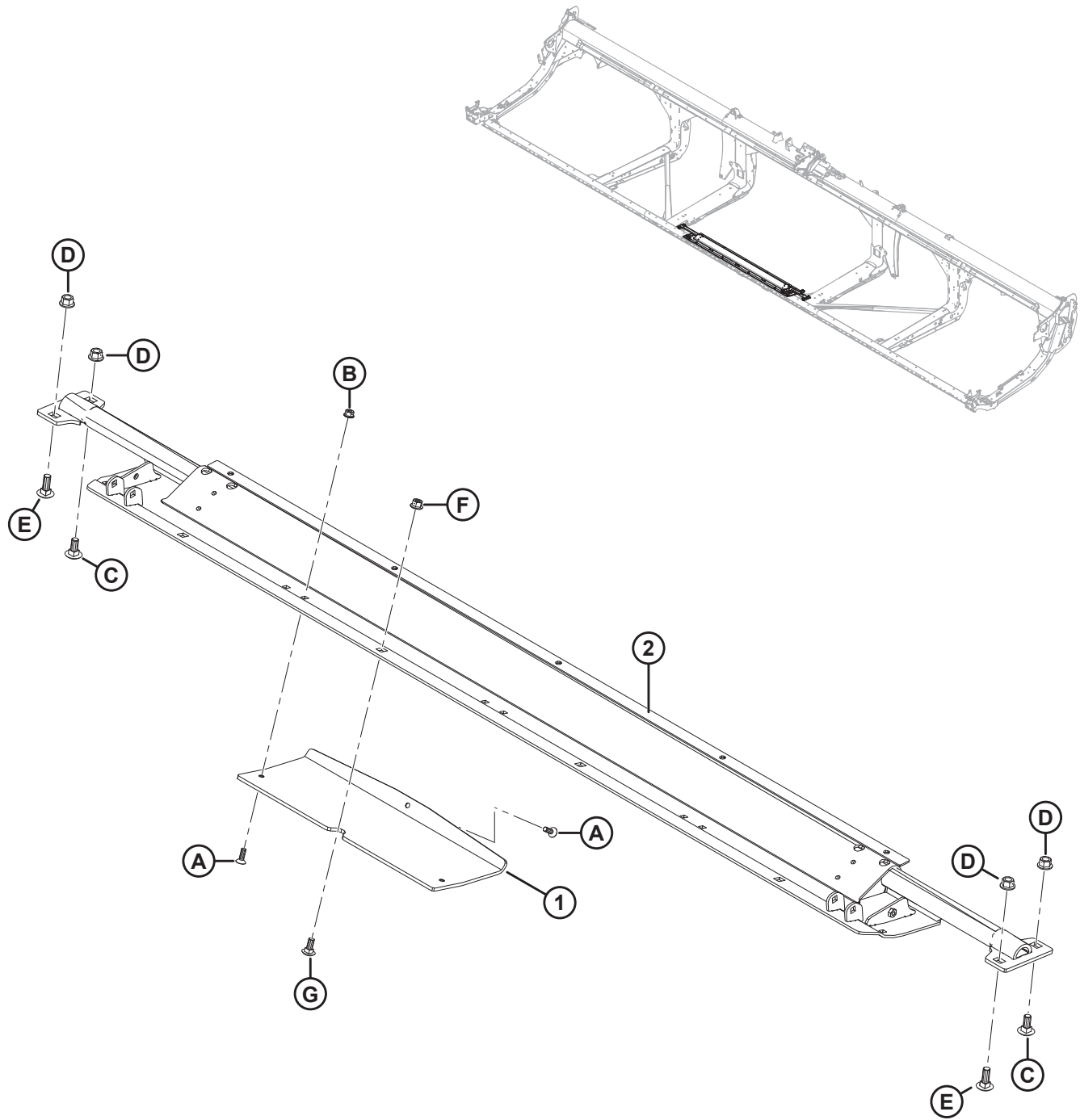
3. Used on D230, D235, D241, and D245 headers.

4. Used on D225 headers.

5. For service parts, refer to Section *27 Knives – Single-Knife Headers (D225, D230, and D235)*, page 53.

6. For service parts, refer to Sections *28 Knives – Double-Knife Headers (D241)*, page 57, and *29 Knives – Double-Knife Headers (D245)*, page 61.

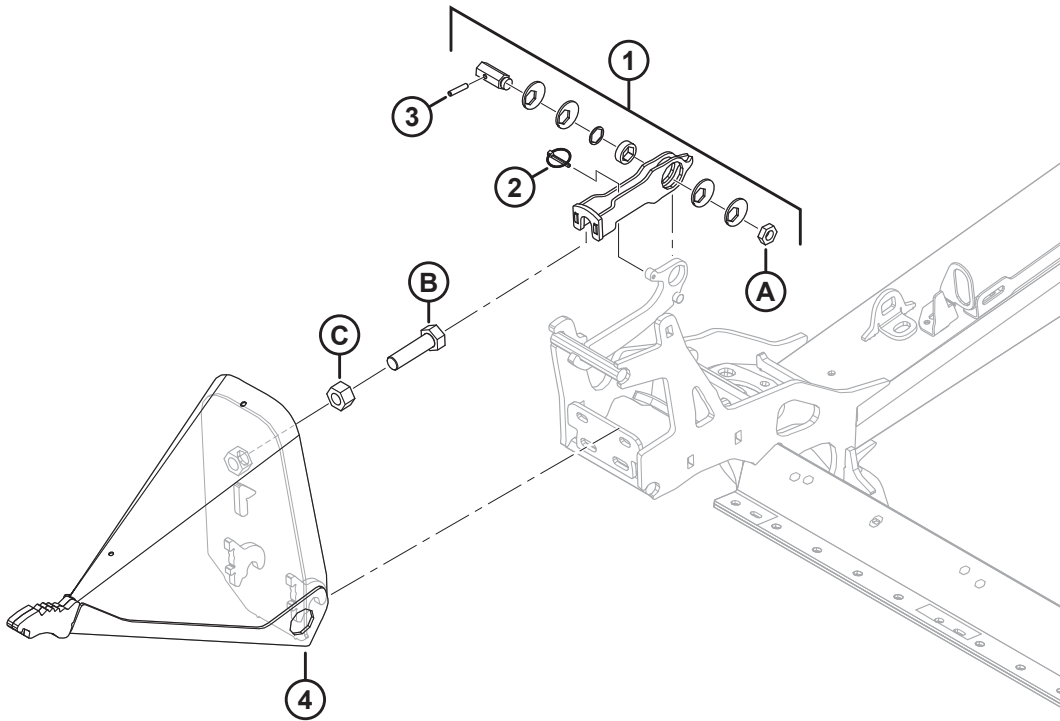
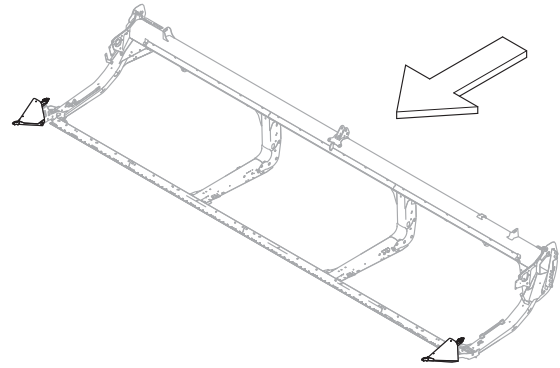
# 4 Float Module Transition Pan



**FLOAT MODULE TRANSITION PAN**

<b>Ref</b>	<b>Part Number</b>	<b>Description</b>	<b>Qty</b>	<b>Serial Number</b>
1	357797	SHOE – TRANSITION PAN SKID	4	
2	301115	PAN – RIGID TRANSITION WELDT	1	
A	136492	SCREW – HEX SOC CSK HD TFL M8 X 1.25 X 25-10.9-AA1J	12	
B	135337	NUT – HEX FLG CTR LK M8 X 1.25-8-AA1J	8	
C	184667	BOLT – RHSN M12 X 1.75 X 30-8.8-ZINC	2	
D	136431	NUT – HEX FLG CTR LOC M12 X 1.75-10	4	
E	136291	BOLT – RHSN TFL M12 X 1.75 X 35-8.8-ZINC	2	
F	135799	NUT – HEX FLG CTR LOC M10 X 1.5-10	4	
G	135785	BOLT – RHSN M10 X 1.5 X 25-8.8-AA1J	4	

# 5 Divider Cones



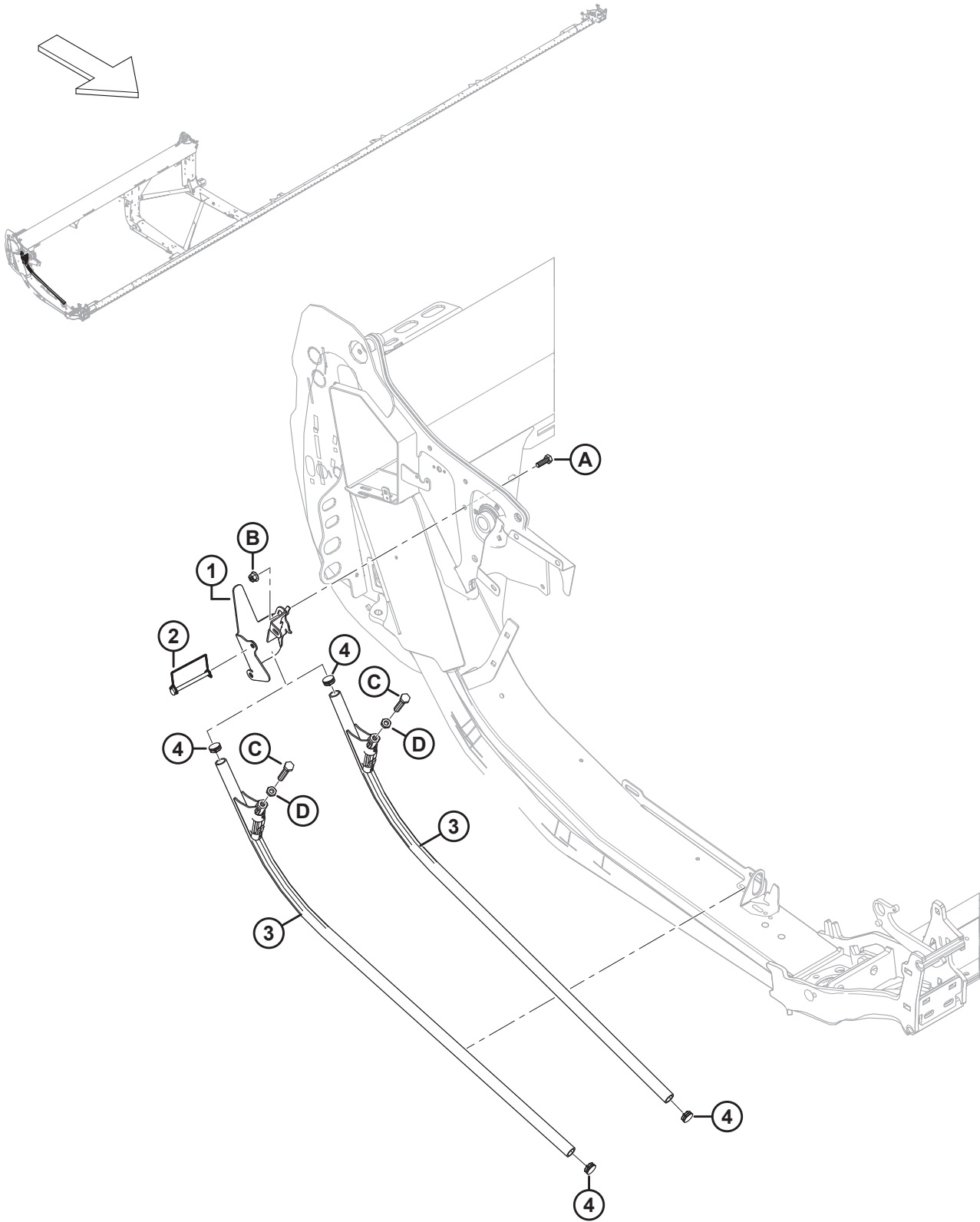


**DIVIDER CONES**

Ref	Part Number	Description	Qty	Serial Number
1	313767	KIT – DIVIDER LATCH <sup>7</sup>	2	
2	50193	PIN – LYNCH	2	
3	16266	PIN – SPRING 1/4 DIA X 1.25 LG	2	
4	289235	DIVIDER ASSEMBLY – LH <sup>8</sup>	1	
	289359	DIVIDER ASSEMBLY – RH <sup>8</sup>	1	
A	320218	NUT – HEX THIN M16 X 2-SPCL-5-ZINC		
B	136339	BOLT – HEX HD FINE TFL M20 X 1.5 X 70 X 8.8-ZINC		
C	136342	NUT – HEX FINE M20 X 1.5 X 10-AA3L		

- 
7. The Divider Latch kit includes latch (NSS), lynch pin (MD #50193), spring pin (MD #16266), eccentric disc (NSS), bushing (NSS), hexagonal shaft (NSS), shim (NSS), latch (NSS), decals (MD #289762, MD #289763), and nut (MD #320218). For decals, refer to Section [81 Decals and Reflectors – D2 Series, page 191](#).
8. Includes bolt (MD #136339) and nut (MD #136342).

# 6 Divider Rods and Storage



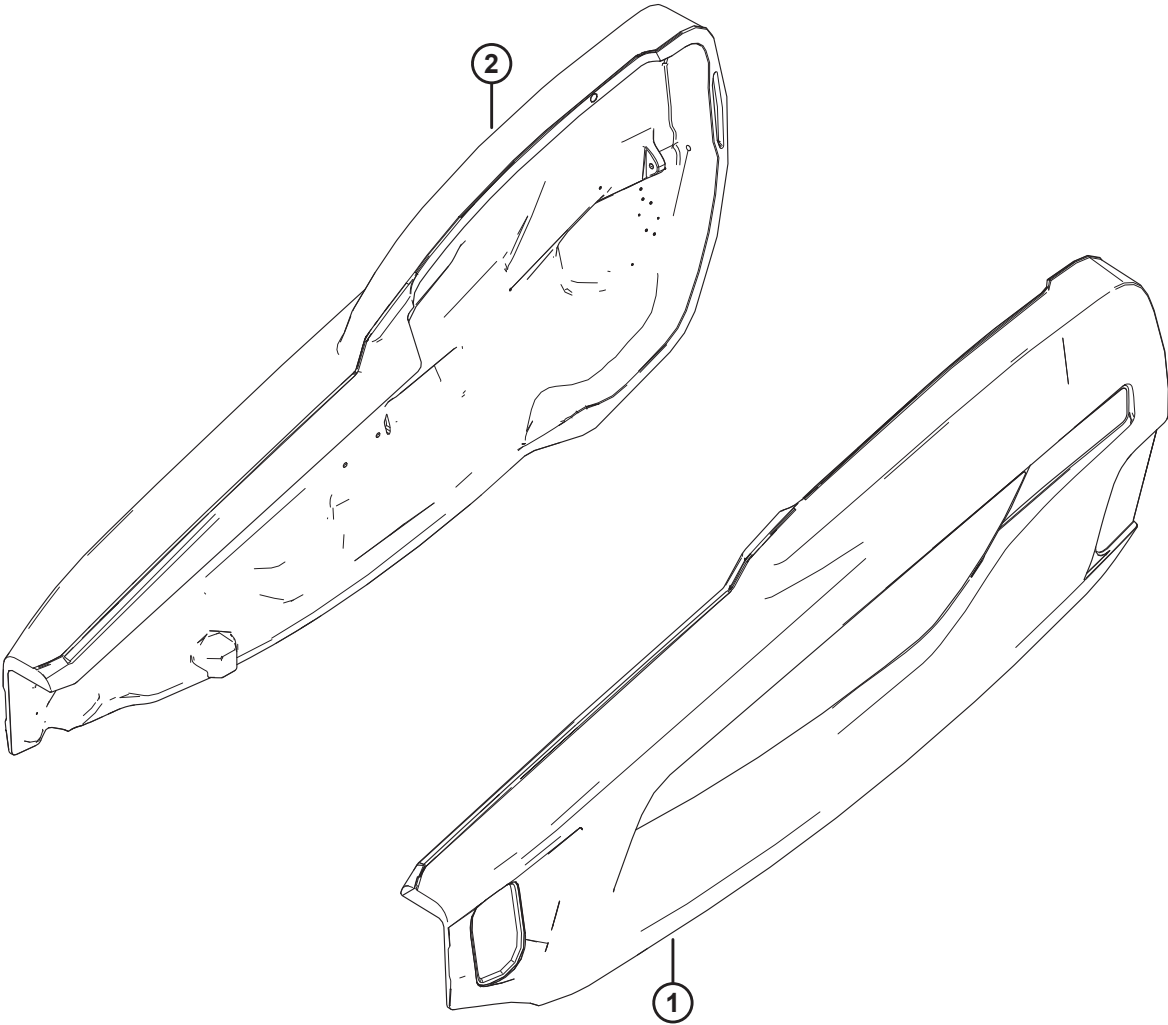
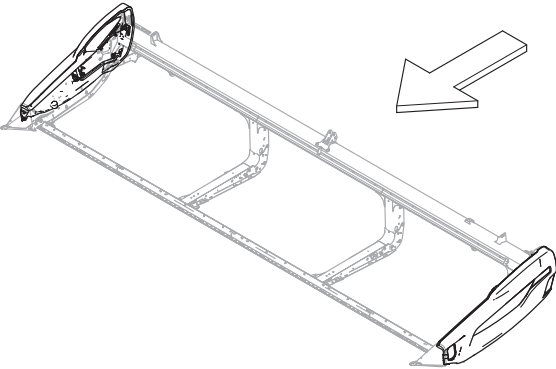
**DIVIDER RODS AND STORAGE**

Ref	Part Number	Description	Qty	Serial Number
1	360127	SUPPORT WELDT – ROD STORAGE	1	
2	136749	PIN – LYNCH	1	
3	289654	DIVIDER – ROD ASSY <sup>9</sup>	2	
4	335301	PLUG – PLASTIC, SNAP-IN	2	
A	184661	BOLT – HEX HD TFL M10 X 1.5 X 30-8.8-AA1J		
B	135799	NUT – HEX FLG CTR LOC M10 X 1.5-10		
C	252541	BOLT – HEX HD TFL M12 X 1.75 X 65-8.8-AA3L		
D	184696	NUT – HEX THIN M12 X 1.75-05-AA1J		

---

9. Includes bolt (MD #252541), nut (MD #184696), and two plugs (MD #335301).

# 7 Endshields – Case



ENDSHIELDS – CASE

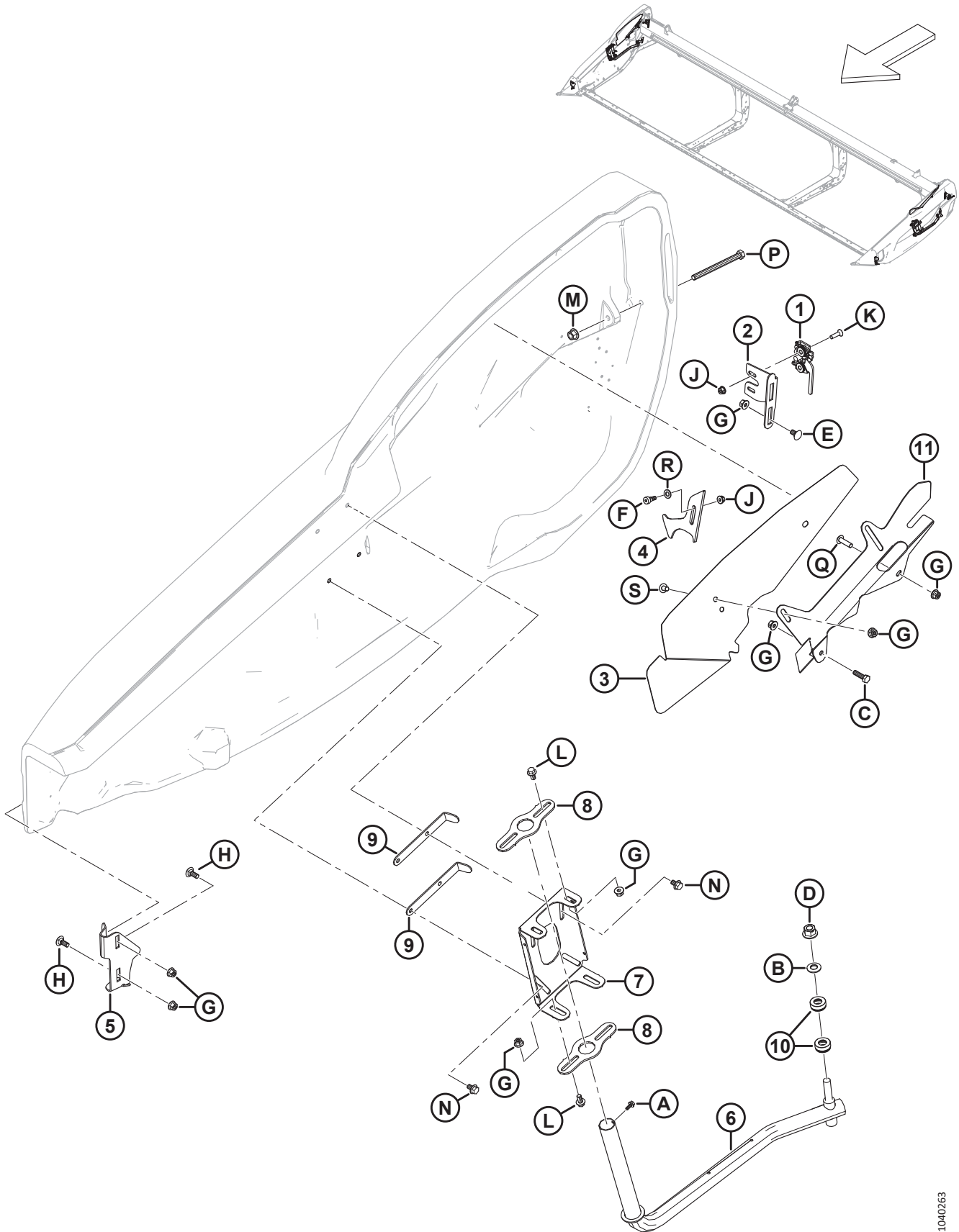
Ref	Part Number	Description	Qty	Serial Number
1	360552	SHIELD ASSY – CIH AG RED, LH <sup>10</sup>	1	
2	360448	SHIELD ASSY – CIH AG RED, RH <sup>10</sup>	1	
	165524	REFLECTOR – RED, 230 MM <sup>11</sup>		

---

10. Refer to Section *82 Decals – Product Identification, Case, page 193* for product identification decals.

11. Refer to Section *81 Decals and Reflectors – D2 Series, page 191*. This reflector is used on the right endshield only.

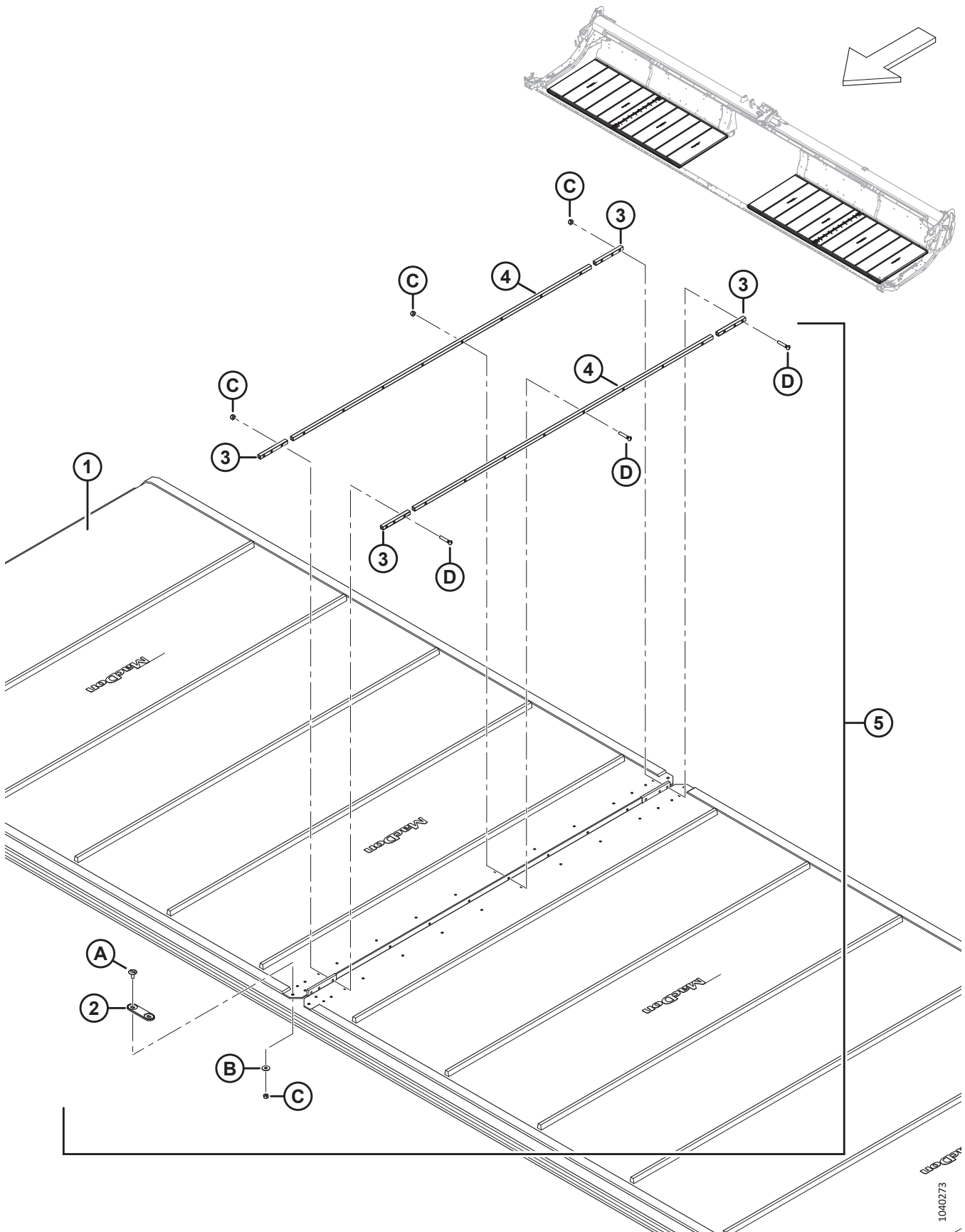
# 8 Endshield Mount Components



**ENDSHIELD MOUNT COMPONENTS**

<b>Ref</b>	<b>Part Number</b>	<b>Description</b>	<b>Qty</b>	<b>Serial Number</b>
1	289925	LATCH – RH 2 STAGE	1	
	289924	LATCH – LH 2 STAGE	1	
2	289621	SUPPORT – RH LATCH	1	
	289618	SUPPORT – LH LATCH	1	
3	360379	SHIELD – RH NECK	1	
	360378	SHIELD – LH NECK	1	
4	360798	LATCH – RH	1	
	360797	LATCH – LH	1	
5	289483	SUPPORT – RH FRONT	1	
	289380	SUPPORT – LH FRONT	1	
6	289439	ARM – RH WELDT	1	
	289375	ARM – LH WELDT	1	
7	313432	PIVOT – SHIELD RH	1	
	313303	PIVOT – SHIELD LH	1	
8	313304	PIVOT	4	
9	313783	RETAINER	4	
10	289487	BEARING – THRUST	4	
11	360375	SUPPORT – RH NECK SHIELD	1	
	360374	SUPPORT – LH NECK SHIELD	1	
A	252284	SCREW – HEX WSHR HD M6 X 1 X 16-450HV		
B	184718	WASHER – CON SPRING M16 STL SAE 1050-1075		
C	30628	BOLT – HEX HD M10 X 1.5 X 35-8.8-AA1J		
D	136736	NUT – HEX FLG TOP LOCK M16 X 1.5-10-AA2L		
E	136178	BOLT – RHSN M10 X 1.5 X 20-8.8-AA1J		
F	135894	SCREW – HEX SOC HD SHLDR M10		
G	135799	NUT – HEX FLG CTR LOC M10 X 1.5-10		
H	135785	BOLT – RHSN M10 X 1.5 X 25-8.8-AA1J		
J	135337	NUT – HEX FLG CTR LK M8 X 1.25-8-AA1J		
K	135336	SCREW – CSK MCH M8 X 1.25 X 30 GR5 AA1J		
L	152655	BOLT – HEX FLG HD M10 X 1.5 X 20-8.8-AA1J		
M	136431	NUT – HEX FLG CTR LOC M12 X 1.75-10		
N	136231	BOLT – HEX SER FLG HD M10 X 1.5 X 16 X SPCL-8.8		
P	135696	BOLT – HEX HD M12 X 1.75 X 150-8.8-AA1J		
Q	320327	SCREW – TORX TRUSS HD M10 X 1.5 X 35-SPCL-8.8-ZINC		
R	184711	WASHER – FLAT REG M10-200HV-AA1J		
S	136640	SCREW – TORX TRUSS HD M10 X 1.5 X 16 X SPCL-8.8-AA1J		

# 9 Draper



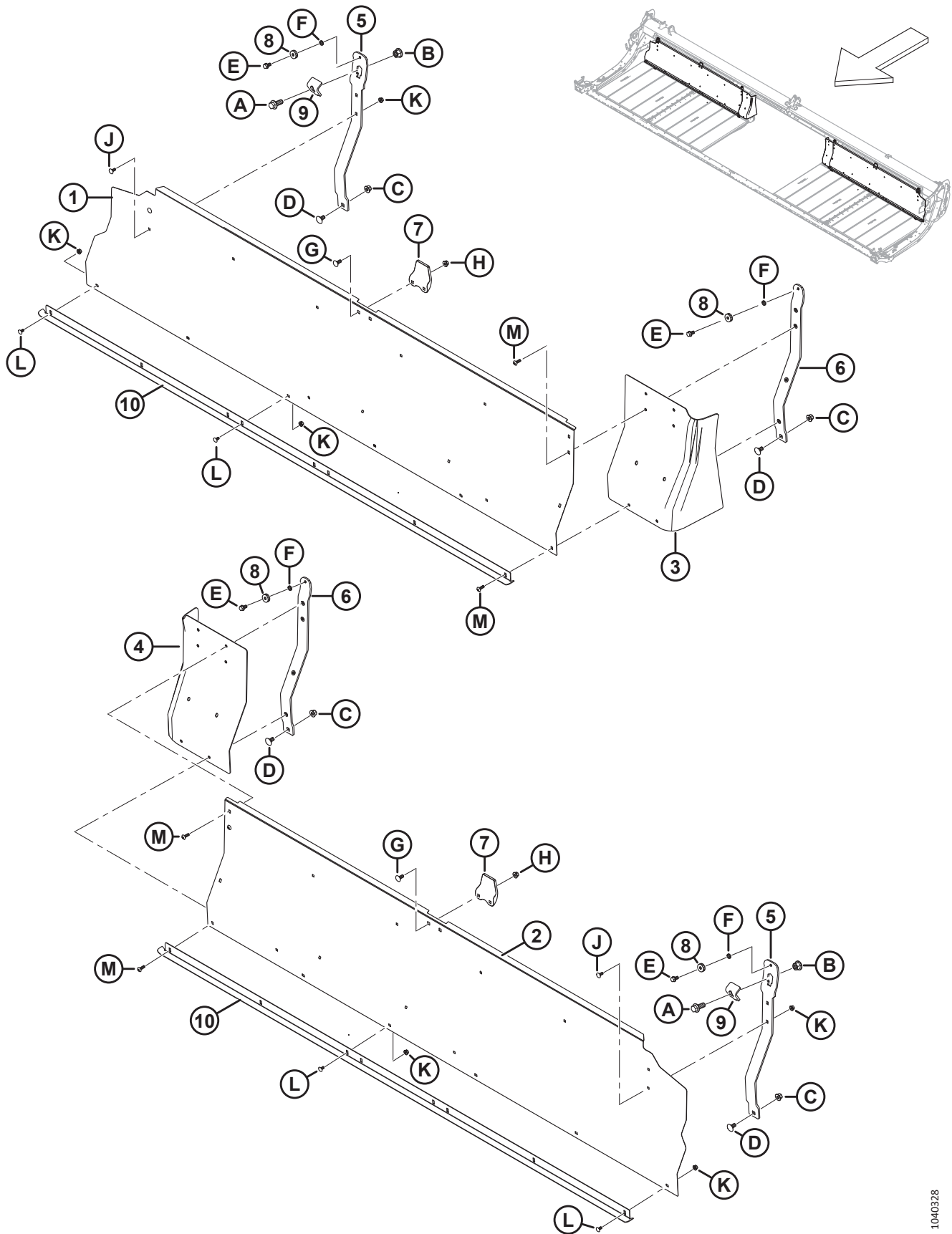


**DRAPER**

Ref	Part Number	Description	Qty	Serial Number
1	319098	KIT – DRAPER 25 FT, 50 INCH WIDE <sup>12</sup>	2	
	319099	KIT – DRAPER 30 FT, 50 INCH WIDE <sup>12</sup>	2	
	319100	KIT – DRAPER 35 FT, 50 INCH WIDE <sup>12</sup>	2	
	319102	KIT – DRAPER 41 FT, 50 INCH WIDE <sup>12</sup>	2	
	319103	KIT – DRAPER 45 FT, 50 INCH WIDE <sup>12</sup>	2	
	319105	KIT – DRAPER REPAIR 50 INCH, 500 MM (19.7 IN.) LG <sup>13</sup>	A/R	
	319540	KIT – BULK DRAPER 50 IN. <sup>14</sup>	OPT	
2	319662	CONNECTOR – BRIDGE	2	
3	NSS	BAR – CONNECTOR DRAPER HEM <sup>15</sup>	8	
	319347	KIT – DRAPER CONNECTOR 50 INCH, HEM <sup>16</sup>	A/R	
4	NSS	BAR – CONNECTOR DRAPER CENTER <sup>17</sup>	4	
	319346	KIT – DRAPER CONNECTOR 50 INCH, CENTER <sup>18</sup>	A/R	
5	319095	KIT – DRAPER CONNECTOR 50 INCH <sup>19</sup>	2	
A	320148	SCREW – TRUSS SLT HD M6 X 1.0 16-SPCL-8.8-ZINC		
B	184706	WASHER – FLAT LARGE M6-200HV		
C	286479	NUT – CTR LOC CSK M6 X 1 50PK <sup>20</sup>		
D	319345	KIT – SCREW M6 X 34 C/W NUT 30PK <sup>21</sup>		

- 
12. The kit includes draper (NSS) and draper connector kit (MD #319095).
  13. The kit includes draper repair piece (NSS) and two draper connector kits (MD #319095).
  14. The kit includes a bulk draper roll and instructions.
  15. Not sold separately (NSS). Order either the draper hem connector kit (MD #319347) or the draper connector kit (MD #319095).
  16. The kit includes two draper hem connector bars (NSS) and hardware (MD #226259 and MD #320240).
  17. Not sold separately (NSS). Order either the draper center connector kit (MD #319346) or the draper connector kit (MD #319095).
  18. The kit includes two draper center connector bars (NSS) and hardware (MD #226259 and MD #320240).
  19. One kit per side; Includes two draper center connector bars (NSS), four draper hem connector bars (NSS), bridge connector (MD #319662), and hardware.
  20. The kit includes 50 nuts; used to service hardware C shown in the illustration.
  21. The kit includes 30 screws and 30 nuts; used to service hardware D shown in the illustration.

# 10 Draper – Backsheet Panels (D225)

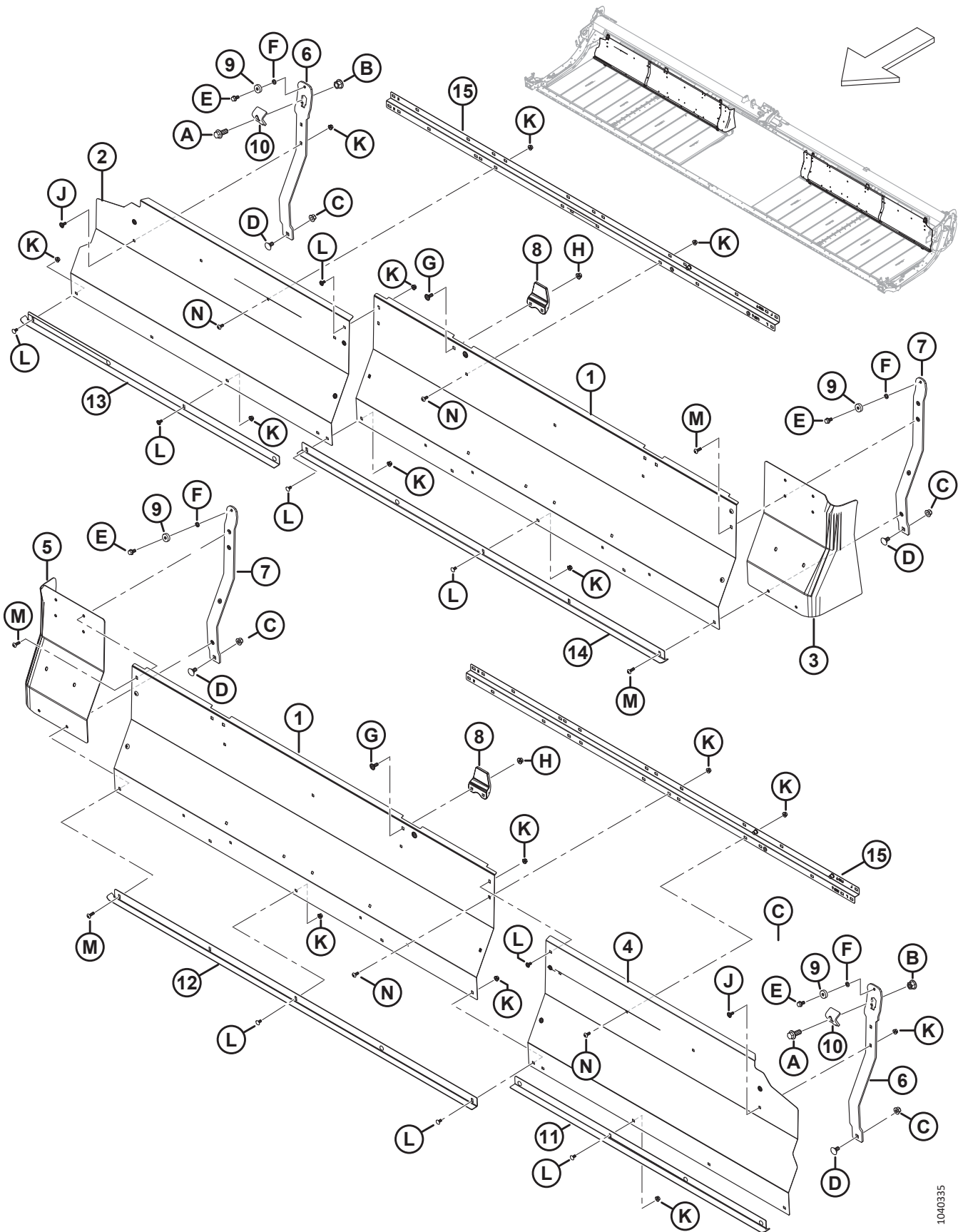


**DRAPER – BACKSHEET PANELS (D225)**

<b>Ref</b>	<b>Part Number</b>	<b>Description</b>	<b>Qty</b>	<b>Serial Number</b>
1	275405	PANEL – BACKSHEET 25 FT RH	1	
2	275404	PANEL – BACKSHEET 25 FT LH	1	
3	319223	EXTENSION – BACKSHEET RH	1	
4	319222	EXTENSION – BACKSHEET LH	1	
5	275941	SUPPORT – DECK OUTBOARD, RIGID	2	
6	275938	SUPPORT – INBOARD RIGID DECK ASSY <sup>22</sup>	2	
7	145840	GUIDE – BACKSHEET	2	
8	18867	BEARING – BALL CYL OD C/W TWO SEALS	4	
9	145558	CLAMP – DECK SHIFT	2	
10	319721	DEFLECTOR – 25FT	2	
A	320060	BOLT – HEX FLG HD TFL M16 X 2 X 40-10.9-ZINC		
B	136440	NUT – HEX FLG CTR LK M16 X 2-10-AA1J		
C	136431	NUT – HEX FLG CTR LOC M12 X 1.75-10		
D	135903	BOLT – RHSN M12 X 1.75 X 25-8.8-ZINC		
E	101897	SCREW – HEX WASH HD 3/8 NC X 3/4		
F	18637	WASHER – REG. LOCK 3/8 IN. NOM. I.D.		
G	135785	BOLT – RHSN M10 X 1.5 X 25-8.8-AA1J		
H	135799	NUT – HEX FLG CTR LOC M10 X 1.5-10		
J	197171	BOLT – RHSN M8 X 1.25 X 20-8.8-ZINC		
K	135337	NUT – HEX FLG CTR LK M8 X 1.25-8-AA1J		
L	191489	BOLT – RHSSN TFL M8 X 1.25 X 16-8.8-AA1J		
M	320290	SCREW – TORX TRUSS HD M8 X 1.25 X 25-SPCL-8.8-ZINC		

22. Includes four rivnuts (MD #320181).

# 11 Draper – Backsheet Panels (D230 and D235)

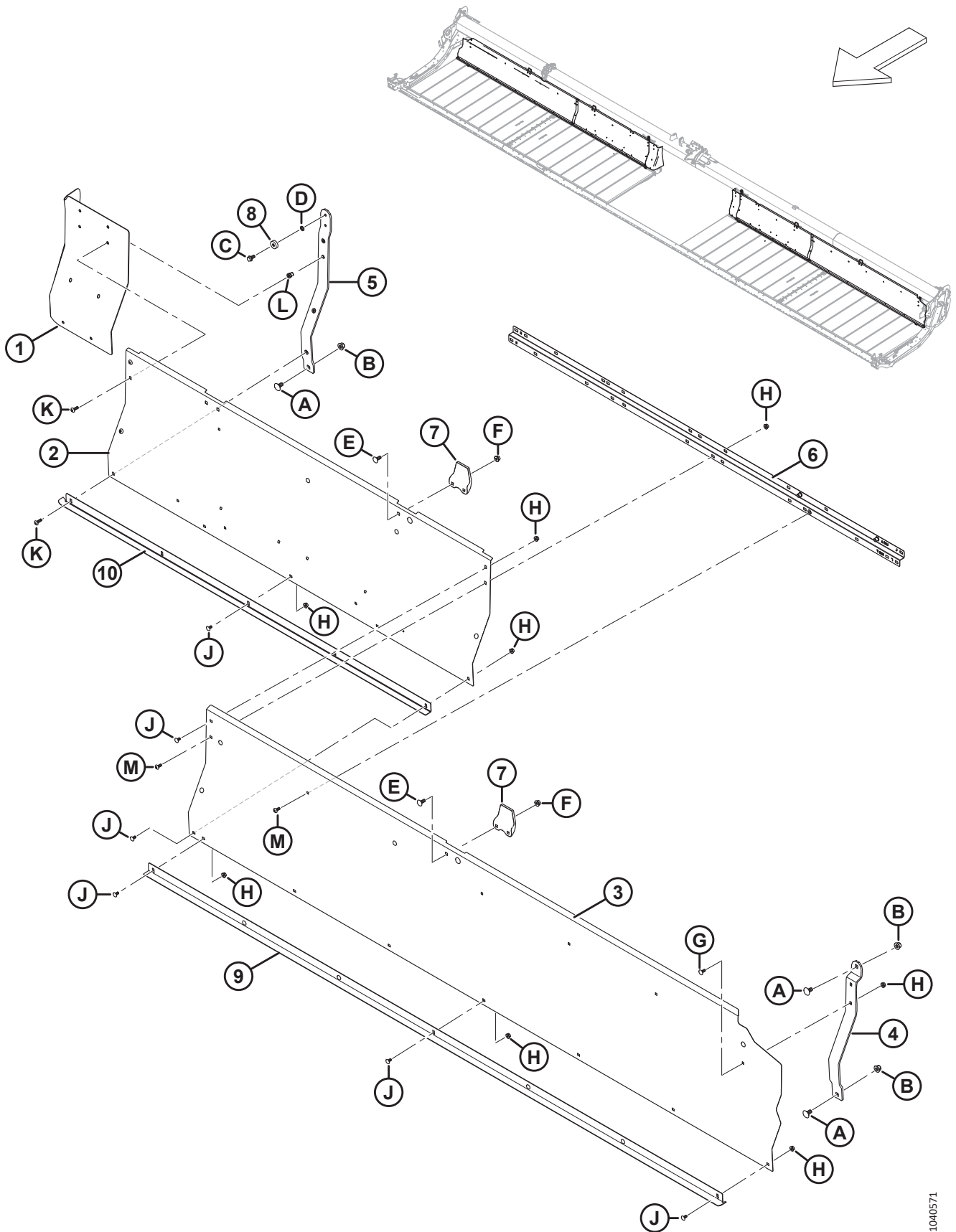


**DRAPER – BACKSHEET PANELS (D230 AND D235)**

<b>Ref</b>	<b>Part Number</b>	<b>Description</b>	<b>Qty</b>	<b>Serial Number</b>
1	275837	PANEL – BACKSHEET 30, 35, 41 FT INNER	2	
2	275461	PANEL – BACKSHEET 30 FT RH OUTER	1	
	275320	PANEL – BACKSHEET 35 FT RH OUTER	1	
3	319223	EXTENSION – BACKSHEET RH	1	
4	275460	PANEL – BACKSHEET 30 FT LH OUTER	1	
	275319	PANEL – BACKSHEET 35 FT LH OUTER	1	
5	319222	EXTENSION – BACKSHEET LH	1	
6	275941	SUPPORT – DECK OUTBOARD, RIGID	2	
7	275938	SUPPORT – INBOARD RIGID DECK ASSY <sup>23</sup>	2	
8	145840	GUIDE – BACKSHEET	2	
9	18867	BEARING – BALL CYL OD C/W TWO SEALS	4	
10	145558	CLAMP – DECK SHIFT	2	
11	319722	DEFLECTOR – LH, 30 FT	1	
	319724	DEFLECTOR – LH, 35 FT	1	
12	319715	DEFLECTOR – LH INBOARD, 30–41 FT	1	
13	319723	DEFLECTOR – RH, 30 FT	1	
	319725	DEFLECTOR – RH, 35 FT	1	
14	319716	DEFLECTOR – RH INBOARD, 30–41 FT	1	
15	360509	SUPPORT – BACKSHEET	2	
A	320060	BOLT – HEX FLG HD TFL M16 X 2 X 40-10.9-ZINC		
B	136440	NUT – HEX FLG CTR LK M16 X 2-10-AA1J		
C	136431	NUT – HEX FLG CTR LOC M12 X 1.75-10		
D	135903	BOLT – RHSN M12 X 1.75 X 25-8.8-ZINC		
E	101897	SCREW – HEX WASH HD 3/8 NC X 3/4		
F	18637	WASHER – REG. LOCK 3/8 IN. NOM. I.D.		
G	135785	BOLT – RHSN M10 X 1.5 X 25-8.8-AA1J		
H	135799	NUT – HEX FLG CTR LOC M10 X 1.5-10		
J	197171	BOLT – RHSN M8 X 1.25 X 20-8.8-ZINC		
K	135337	NUT – HEX FLG CTR LK M8 X 1.25-8-AA1J		
L	191489	BOLT – RHSSN TFL M8 X 1.25 X 16-8.8-AA1J		
M	320290	SCREW – TORX TRUSS HD M8 X 1.25 X 25-SPCL-8.8-ZINC		
N	320190	SCREW – TORX TRUSS HD M8 X 1.25 X 20-SPCL-8.8-ZINC		

23. Includes four rivnuts (MD #320181).

# 12 Draper – Backsheet Panels (D241)

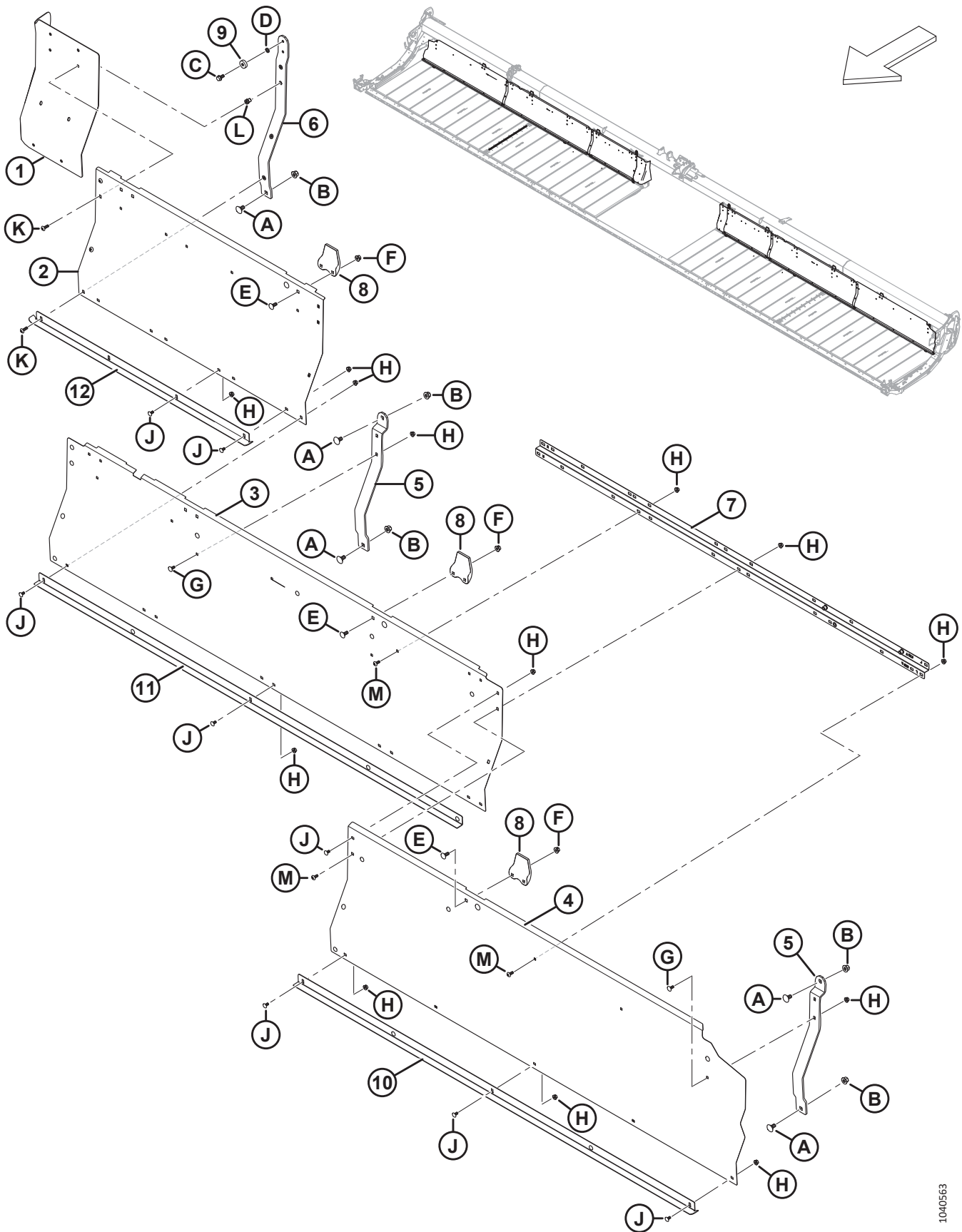


**DRAPER – BACKSHEET PANELS (D241)**

<b>Ref</b>	<b>Part Number</b>	<b>Description</b>	<b>Qty</b>	<b>Serial Number</b>
1	319222	EXTENSION – BACKSHEET LH	1	
	319223	EXTENSION – BACKSHEET RH	1	
2	275837	PANEL – BACKSHEET 30, 35, 41 FT INNER	2	
3	275484	PANEL – BACKSHEET 41 FT LH OUTER	1	
	275483	PANEL – BACKSHEET 41 FT RH OUTER	1	
4	275675	SUPPORT – DECK	2	
5	319366	KIT – DECK SUPPORT C/W BOLT <sup>24</sup>	2	
6	360509	SUPPORT – BACKSHEET	2	
7	145840	GUIDE – BACKSHEET	4	
8	18867	BEARING – BALL CYL OD C/W TWO SEALS	2	
9	319726	DEFLECTOR – LH, 41 FT	1	
	319727	DEFLECTOR – RH, 41 FT	1	
10	319715	DEFLECTOR – LH INBOARD, 30–41 FT	1	
	319716	DEFLECTOR – RH INBOARD, 30–41 FT	1	
A	135903	BOLT – RHSN M12 X 1.75 X 25-8.8-ZINC		
B	136431	NUT – HEX FLG CTR LOC M12 X 1.75-10		
C	101897	SCREW – HEX WASH HD 3/8 NC X 3/4		
D	18637	WASHER – REG. LOCK 3/8 IN. NOM. I.D.		
E	135785	BOLT – RHSN M10 X 1.5 X 25-8.8-AA1J		
F	135799	NUT – HEX FLG CTR LOC M10 X 1.5-10		
G	197171	BOLT – RHSN M8 X 1.25 X 20-8.8-ZINC		
H	135337	NUT – HEX FLG CTR LK M8 X 1.25-8-AA1J		
J	191489	BOLT – RHSSN TFL M8 X 1.25 X 16-8.8-AA1J		
K	320290	SCREW – TORX TRUSS HD M8 X 1.25 X 25-SPCL-8.8-ZINC		
L	320181	RIVNUT – M8 X 1.25 HEX 3.8-7.9		
M	320190	SCREW – TORX TRUSS HD M8 X 1.25 X 20-SPCL-8.8-ZINC		

24. The kit includes inboard flex deck support assembly (NSS), screw (MD #101897), and four rivnuts (MD #320181).

# 13 Draper – Backsheet Panels (D245)



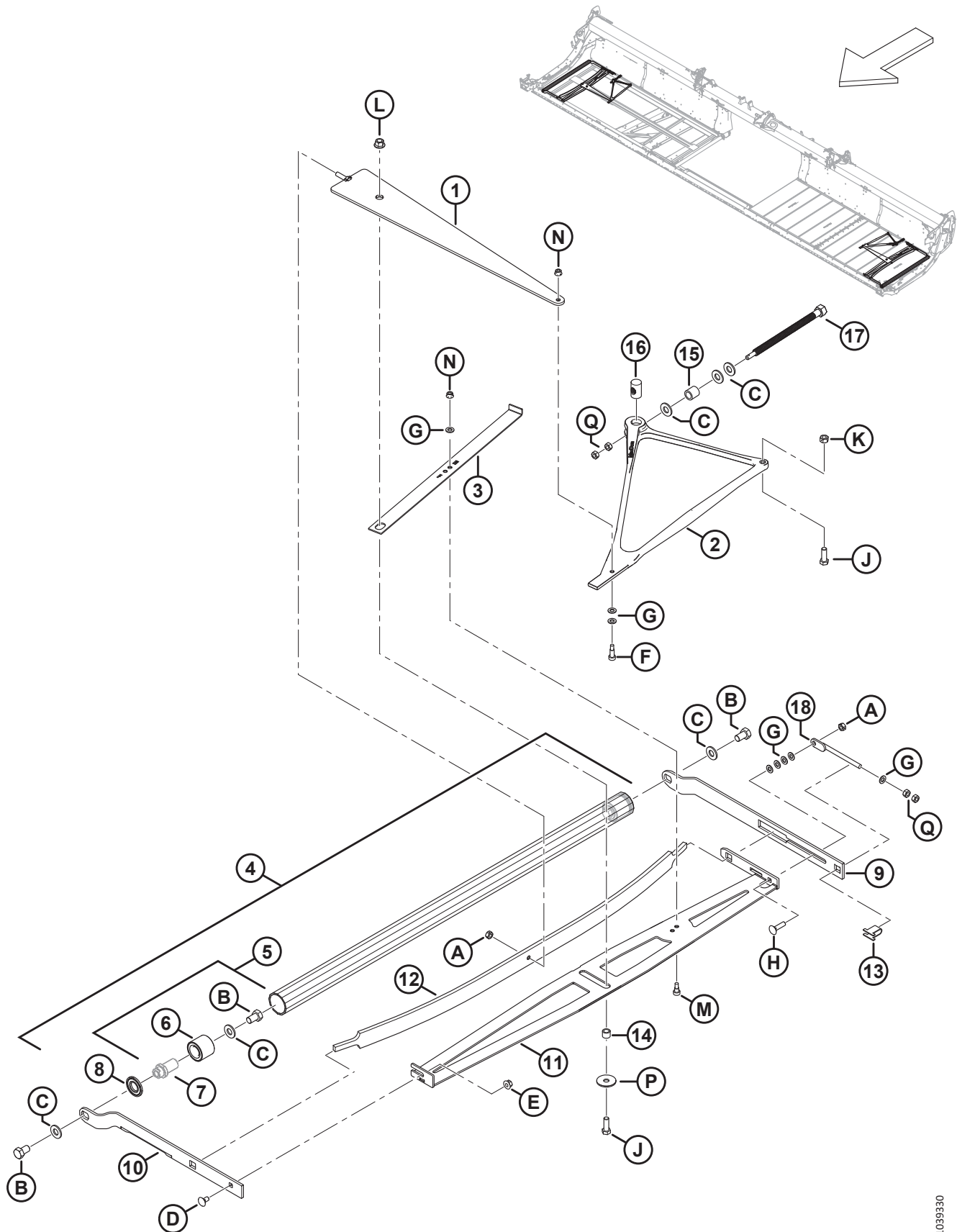


**DRAPER – BACKSHEET PANELS (D245)**

<b>Ref</b>	<b>Part Number</b>	<b>Description</b>	<b>Qty</b>	<b>Serial Number</b>
1	319222	EXTENSION – BACKSHEET LH	1	
	319223	EXTENSION – BACKSHEET RH	1	
2	275965	PANEL – BACKSHEET LH/RH INBOARD	2	
3	275676	PANEL – BACKSHEET LH/RH MIDDLE	2	
4	275319	PANEL – BACKSHEET 45 FT LH OUTER	1	
	275320	PANEL – BACKSHEET 45 FT RH OUTER	1	
5	275675	SUPPORT – DECK	4	
6	319366	SUPPORT – DECK FLEX INBOARD <sup>25</sup>	2	
7	360509	SUPPORT – BACKSHEET	2	
8	145840	GUIDE – BACKSHEET	6	
9	18867	BEARING – BALL CYL OD C/W TWO SEALS	2	
10	319724	DEFLECTOR – LH, 45 FT	1	
	319725	DEFLECTOR – RH, 45 FT	1	
11	319718	DEFLECTOR – MIDDLE	2	
12	319717	DEFLECTOR – INBOARD	2	
A	135903	BOLT – RHSN M12 X 1.75 X 25-8.8-ZINC		
B	136431	NUT – HEX FLG CTR LOC M12 X 1.75-10		
C	101897	SCREW – HEX WASH HD 3/8 NC X 3/4		
D	18637	WASHER – REG. LOCK 3/8 IN. NOM. I.D.		
E	135785	BOLT – RHSN M10 X 1.5 X 25-8.8-AA1J		
F	135799	NUT – HEX FLG CTR LOC M10 X 1.5-10		
G	197171	BOLT – RHSN M8 X 1.25 X 20-8.8-ZINC		
H	135337	NUT – HEX FLG CTR LK M8 X 1.25-8-AA1J		
J	191489	BOLT – RHSSN TFL M8 X 1.25 X 16-8.8-AA1J		
K	320290	SCREW – TORX TRUSS HD M8 X 1.25 X 25-SPCL-8.8-ZINC		
L	320181	RIVNUT – M8 X 1.25 HEX 3.8-7.9		
M	320190	SCREW – TORX TRUSS HD M8 X 1.25 X 20-SPCL-8.8-ZINC		

25. The kit includes inboard flex deck support assembly (NSS) and screw (MD #101897).

# 14 Draper – Tensioner



**DRAPER – TENSIONER**

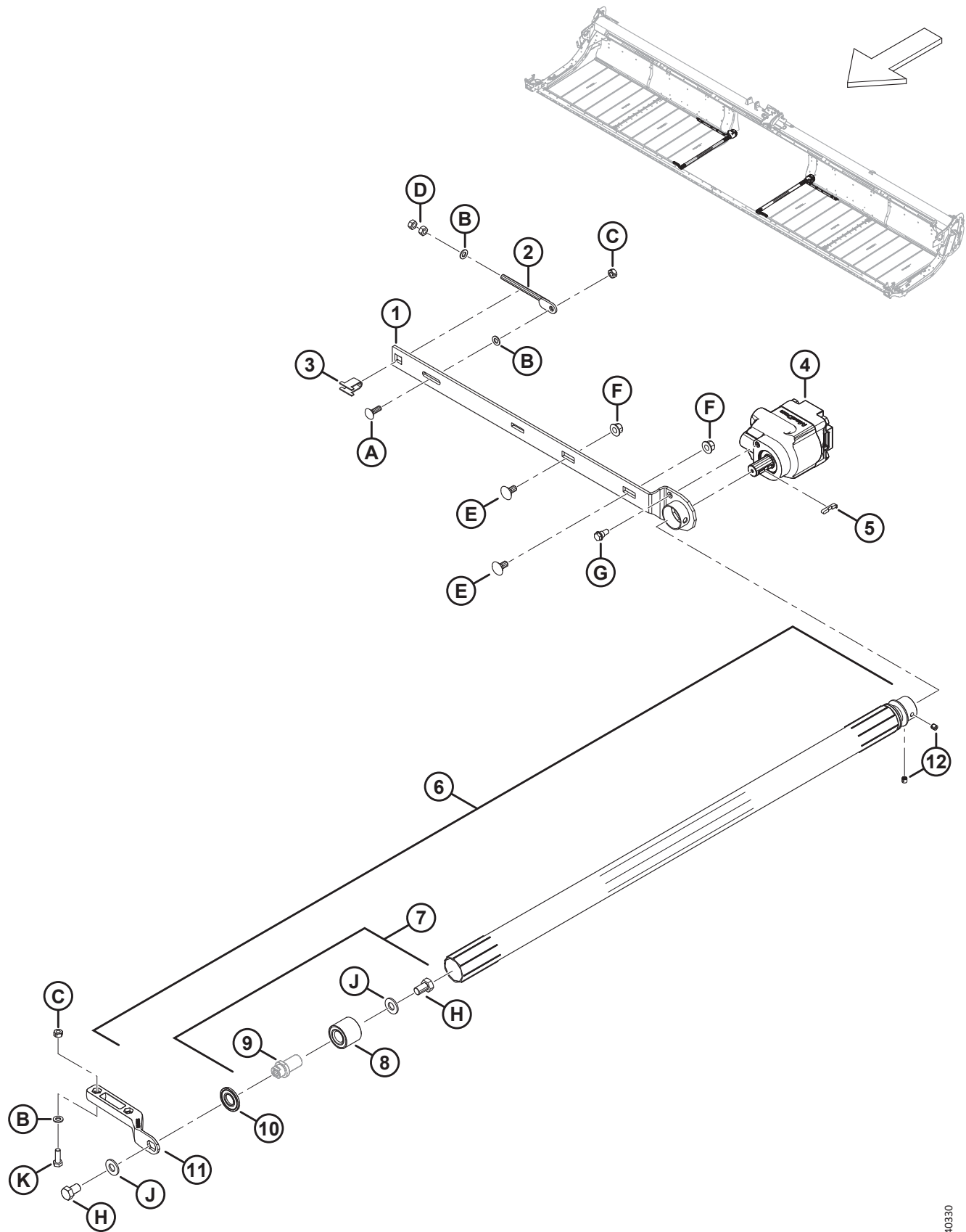
<b>Ref</b>	<b>Part Number</b>	<b>Description</b>	<b>Qty</b>	<b>Serial Number</b>
1	319051	MEMBER – COMPRESSION WELDT	2	
2	275902	CASTING – TENSIONER BELLCRANK	2	
3	275877	INDICATOR – TENSIONER	2	
4	275211	IDLER ROLLER ASSY SERVICE <sup>26</sup>	2	
5	165735	PIN ASSY – DRAPER ROLLER <sup>27</sup>	4	
6	132607	BEARING – DOUBLE ROW BALL 52 OD X 25 BORE	4	
7	NSS	PIN <sup>28</sup>		
8	120845	SEAL – NILOS LSTO STEEL DISK	4	
9	275324	ARM – IDLER ROLLER REAR	2	
10	319708	ARM – RH FRONT IDLER ROLLER	1	
	319707	ARM – LH FRONT IDLER ROLLER	1	
11	275375	MEMBER – RH STABILIZER WELDT	1	
	275348	MEMBER – LH STABILIZER WELDT	1	
12	227747	SPRING – LEAF	2	
13	275232	SUPPORT – ADJUSTER SCREW	2	
14	132531	SPACER	2	
15	227656	SPACER – TENSIONER BOLT	2	
16	275879	NUT – SPECIAL LEAD-SCREW	2	
17	320167	BOLT – HEX HD M16 X 4.0-SPCL-8.8-AA1J	2	
18	227914	BOLT – ADJUSTER WELDT	2	
A	320206	NUT – HEX CTR LOC M10 X 1.5-8-ZINC		
B	145249	BOLT – HEX HD TFL 5/8-18 X 1.0 GR5-AA1J		
C	30441	WASHER – HARDENED ASTM F436 5/8		
D	135785	BOLT – RHSN M10 X 1.5 X 25-8.8-AA1J		
E	135799	NUT – HEX FLG CTR LOC M10 X 1.5-10		
F	197275	SCREW – HEX SOC HD SHLDR M10 X 20		
G	184711	WASHER – FLAT REG M10-200HV-AA1J		
H	152732	BOLT – RHSN M10 X 1.5 X 40-8.8-AA1J		
J	152730	BOLT – HEX HD TFL M12 X 1.75 X 35-10.9-AA1J		
K	136759	NUT – HEX CTR LOC M12 X 1.75-8-AA1J		
L	136431	NUT – HEX FLG CTR LOC M12 X 1.75-10		
M	135894	SCREW – HEX SOC HD SHLDR M10		
N	135337	NUT – HEX FLG CTR LK M8 X 1.25-8-AA1J		
P	42592	WASHER – FLAT		
Q	30505	NUT – HEX M10 X 1.5-10-AA1J		

26. Includes two pin assemblies (MD #165735) and two seals (MD #120845).

27. Includes pin (NSS), bearing (MD #132607), and hardware (MD #30441, MD #145249).

28. Not sold separately; included in pin assembly (MD #165735).

# 15 Draper – Drive Roller



**DRAPER – DRIVE ROLLER**

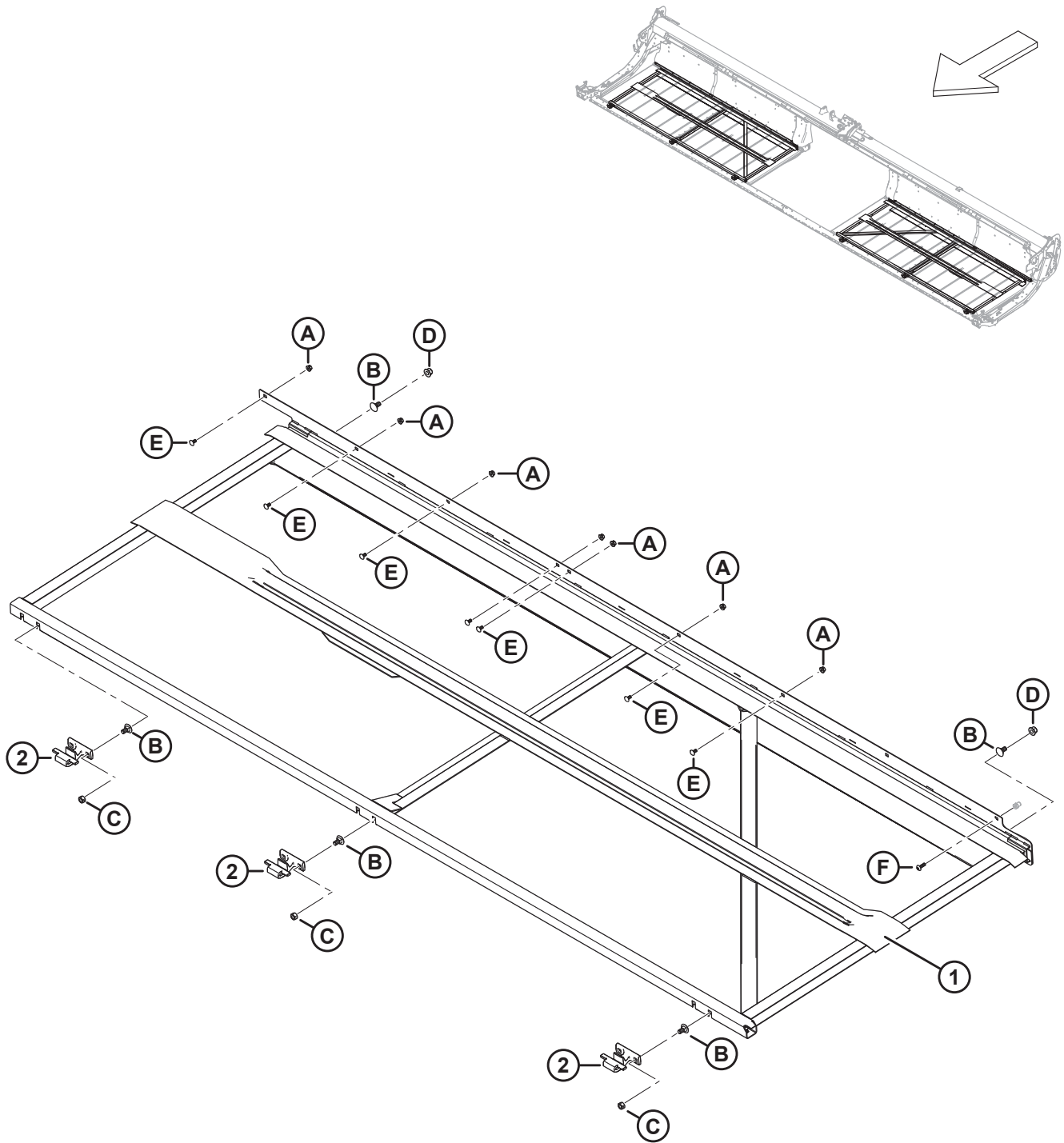
<b>Ref</b>	<b>Part Number</b>	<b>Description</b>	<b>Qty</b>	<b>Serial Number</b>
1	275332	ARM – DRIVE ROLLER WELDT	2	
2	227914	BOLT – ADJUSTER WELDT	2	
3	275232	SUPPORT – ADJUSTER SCREW	2	
4	275860	MOTOR – HYD GEAR DRAPER DRIVE	2	
	319583	SEAL KIT – DRAPER DRIVE MOTOR		
5	275864	KEY – DRAPER DRIVE MOTOR	2	
6	319676	DRIVE ROLLER ASSY SERVICE <sup>29</sup>	2	
7	165735	PIN ASSY – DRAPER ROLLER <sup>30</sup>	2	
8	132607	BEARING – DOUBLE ROW BALL 52 OD X 25 BORE	2	
9	NSS	PIN <sup>31</sup>		
10	120845	SEAL – NILOS LSTO STEEL DISK	2	
11	319265	ARM – FRONT DRAPER DRIVE MACH	2	
12	320182	SCREW – SET SOC M10 X 1.5 X 10-8.8-BO	4	
A	184662	BOLT – RHSN TFL M10 X 1.5 X 30-8.8-AA1J		
B	184711	WASHER – FLAT REG M10-200HV-AA1J		
C	320206	NUT – HEX CTR LOC M10 X 1.5-8-ZINC		
D	30505	NUT – HEX M10 X 1.5-10-AA1J		
E	135903	BOLT – RHSN M12 X 1.75 X 25-8.8-ZINC		
F	136431	NUT – HEX FLG CTR LOC M12 X 1.75-10		
G	172259	BOLT – SHOULDER .375-16 UNC-AA1J		
H	145249	BOLT – HEX HD TFL 5/8-18 X 1.0 GR5-AA1J		
J	30441	WASHER – HARDENED ASTM F436 5/8		
K	184661	BOLT – HEX HD TFLM 10 X 1.5 X 30-8.8-AA1J		

29. Includes ribbed roller (NSS), pin assembly (MD #165735), seal (MD #120845), and two set screws (MD #320182).

30. Includes pin (NSS), bearing (MD #132607), and hardware (MD #30441, MD #145249).

31. Not sold separately; included in pin assembly (MD #165735).

# 16 Draper – Decks (D225, D230, and D235)

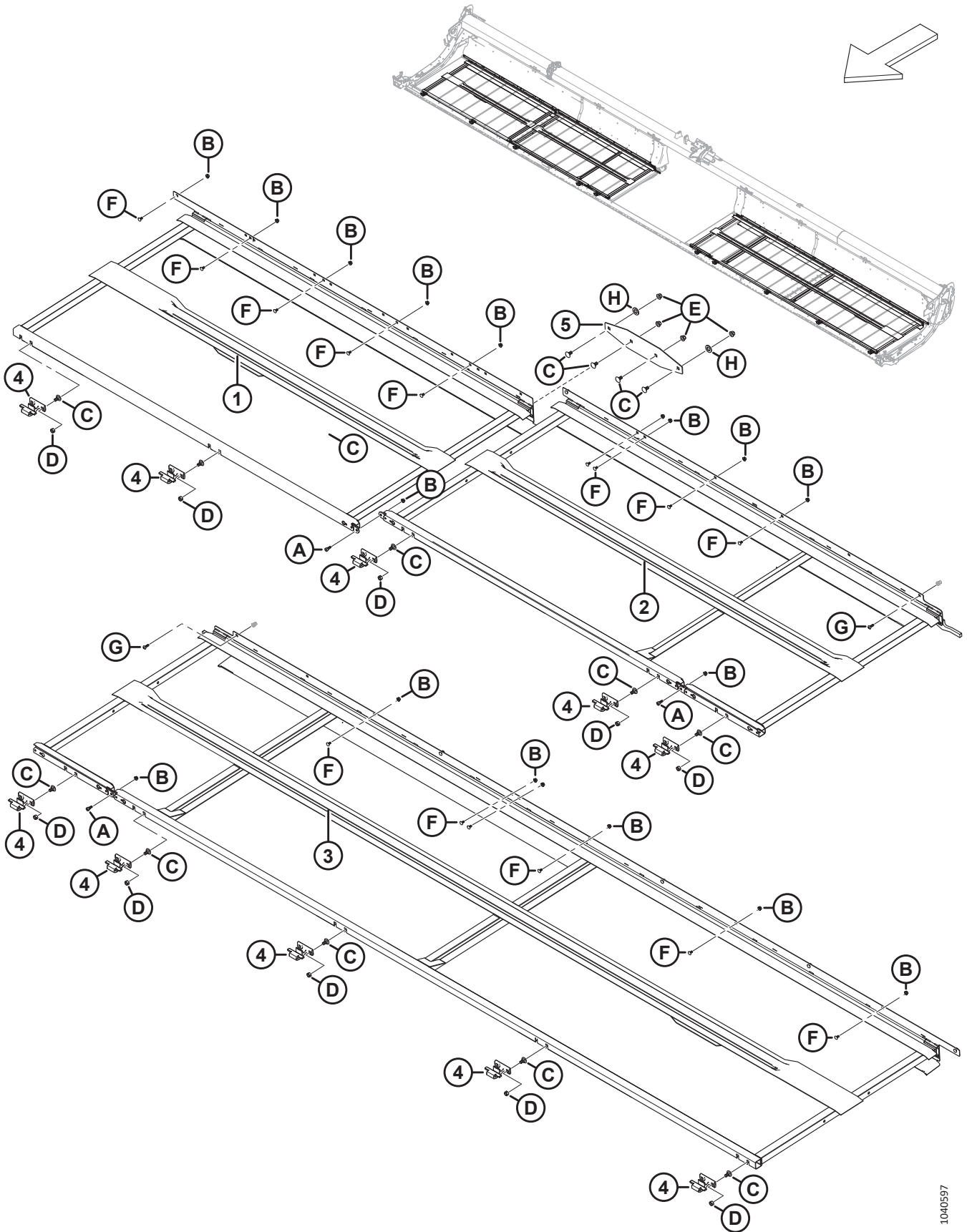


**DRAPER – DECKS (D225, D230, AND D235)**

<b>Ref</b>	<b>Part Number</b>	<b>Description</b>	<b>Qty</b>	<b>Serial Number</b>
1	275407	DECK WELDT – 25 FT RH RIGID	1	
	275406	DECK WELDT – 25 FT LH RIGID	1	
	275465	DECK WELDT – 30 FT RH RIGID	1	
	275464	DECK WELDT – 30 FT LH RIGID	1	
	275309	DECK WELDT – 35 FT RH RIGID	1	
	275308	DECK WELDT – 35 FT LH RIGID	1	
2	319225	CASTING – DECK FRONT HOOK <sup>32</sup>		
A	135337	NUT – HEX FLG CTR LK M8 X 1.25-8-AA1J		
B	135903	BOLT – RHSN M12 X 1.75 X 25-8.8-ZINC		
C	136759	NUT – HEX CTR LOC M12 X 1.75-8-AA1J		
D	136431	NUT – HEX FLG CTR LOC M12 X 1.75-10		
E	191489	BOLT – RHSSN TFL M8 X 1.25 X 16-8.8-AA1J		
F	320290	SCREW – TORX TRUSS HD M8 X 1.25 X 25-SPCL-8.8-ZINC		

32. Quantities: D225 and D230 = 6; D235 = 8.

# 17 Draper – Decks (D241)

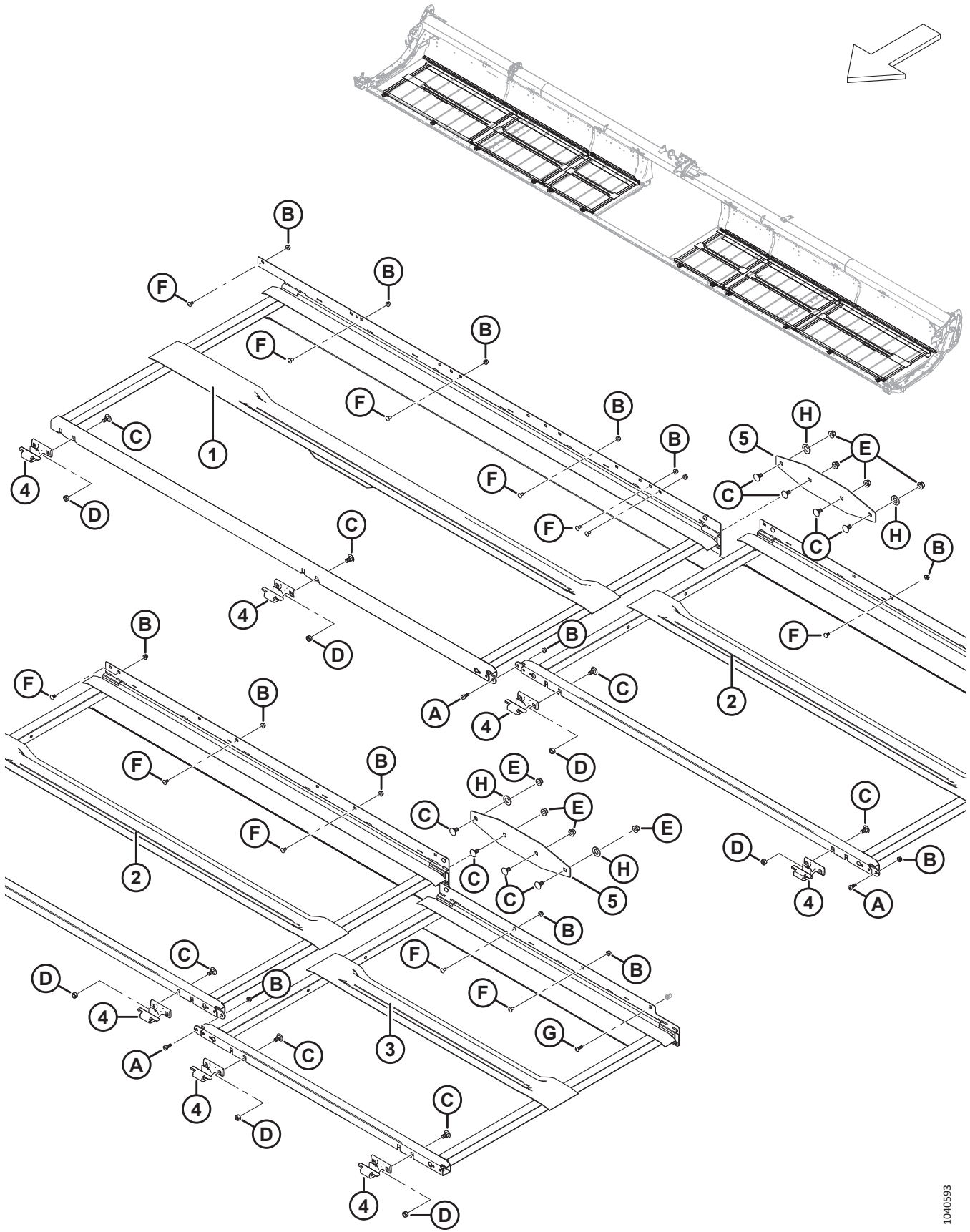




**DRAPER – DECKS (D241)**

<b>Ref</b>	<b>Part Number</b>	<b>Description</b>	<b>Qty</b>	<b>Serial Number</b>
1	275770	DECK WELDT – RH OUTBOARD	1	
2	275514	DECK WELDT – 41 FT RH INBOARD	1	
3	275513	DECK WELDT – 41 FT LH	1	
4	319225	CASTING – DECK FRONT HOOK	10	
5	275690	PLATE – DECK FRAME JOINT	1	
A	135894	SCREW – HEX SOC HD SHLDR M10		
B	135337	NUT – HEX FLG CTR LK M8 X 1.25-8-AA1J		
C	135903	BOLT – RHSN M12 X 1.75 X 25-8.8-ZINC		
D	136759	NUT – HEX CTR LOC M12 X 1.75-8-AA1J		
E	136431	NUT – HEX FLG CTR LOC M12 X 1.75-10		
F	191489	BOLT – RHSSN TFL M8 X 1.25 X 16-8.8-AA1J		
G	320290	SCREW – TORX TRUSS HD M8 X 1.25 X 25-SPCL-8.8-ZINC		
H	112130	WASHER – HARD ASTM F4363/4 IN. NOM. ID ABOC		

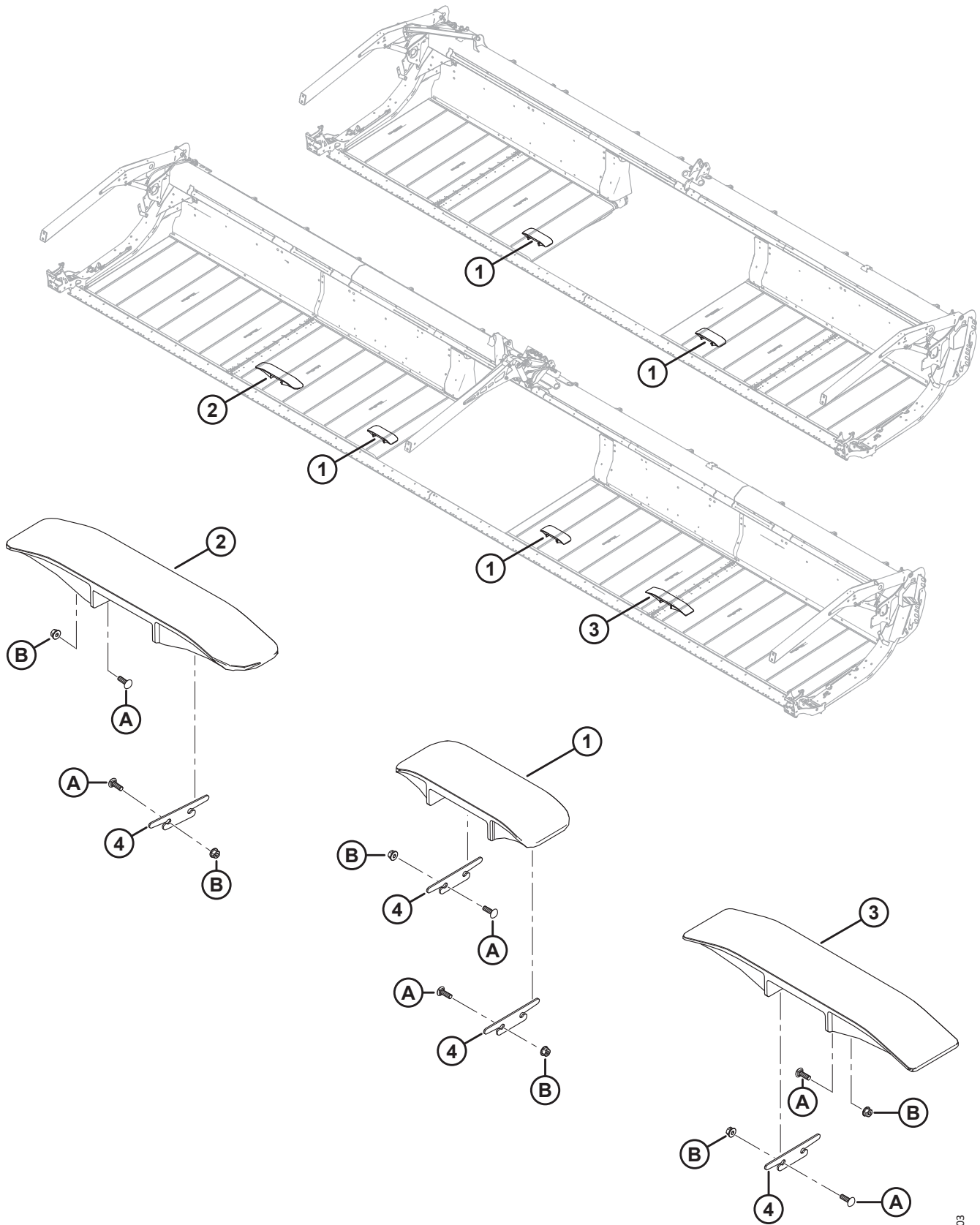
# 18 Draper – Decks (D245)



**DRAPER – DECKS (D245)**

<b>Ref</b>	<b>Part Number</b>	<b>Description</b>	<b>Qty</b>	<b>Serial Number</b>
1	275770	DECK WELDT – RH OUTBOARD	1	
	275960	DECK WELDT – LH OUTBOARD	1	
2	275779	DECK WELDT – 45 FT MIDDLE	2	
3	275641	DECK WELDT – RH INBOARD	1	
	275640	DECK WELDT – LH INBOARD	1	
4	319225	CASTING – DECK FRONT HOOK	12	
5	275690	PLATE – DECK FRAME JOINT	4	
A	135894	SCREW – HEX SOC HD SHLDR M10		
B	135337	NUT – HEX FLG CTR LK M8 X 1.25-8-AA1J		
C	135903	BOLT – RHSN M12 X 1.75 X 25-8.8-ZINC		
D	136759	NUT – HEX CTR LOC M12 X 1.75-8-AA1J		
E	136431	NUT – HEX FLG CTR LOC M12 X 1.75-10		
F	191489	BOLT – RHSSN TFL M8 X 1.25 X 16-8.8-AA1J		
G	320290	SCREW – TORX TRUSS HD M8 X 1.25 X 25-SPCL-8.8-ZINC		
H	112130	WASHER – HARD ASTM F4363/4 IN. NOM. ID ABOC		

# 19 Draper – Tracks



**DRAPER – TRACKS**

<b>Ref</b>	<b>Part Number</b>	<b>Description</b>	<b>Qty</b>	<b>Serial Number</b>
1	360150	TRACK – SHORT PLASTIC	2	
2	360151	TRACK – ANGLED PLASTIC <sup>33</sup>	1	
3	340841	TRACK – STANDARD PLASTIC <sup>34</sup>	1	
4	340681	SHIM – DRAPER TRACK <sup>35</sup>		
A	136824	BOLT – RHSSN M8 X 1.25 X 25-8.8-AA1J		
B	135337	NUT – HEX FLG CTR LK M8 X 1.25-8-AA1J		

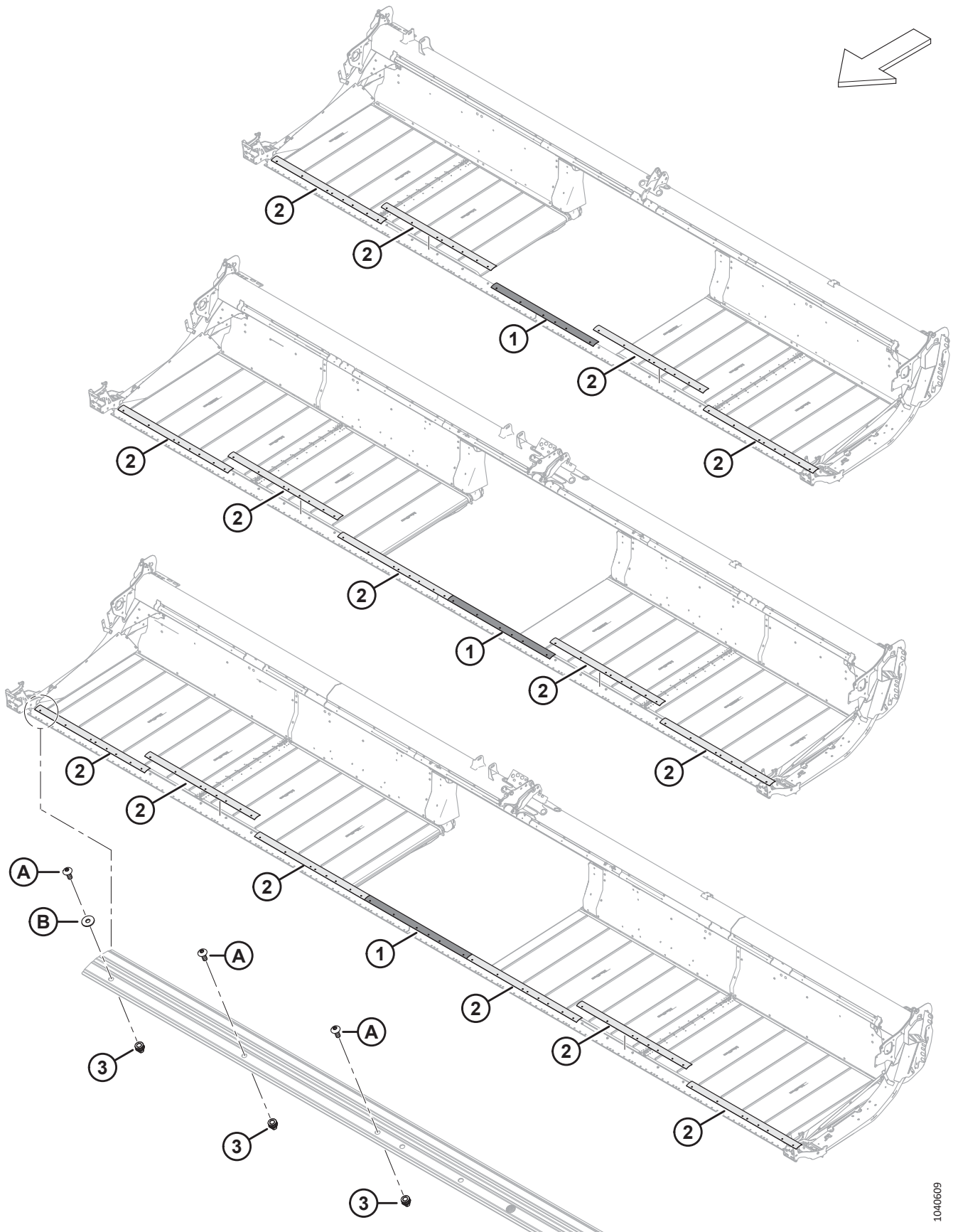
---

33. Double-reel headers only. Used on the RH draper deck.

34. Double-reel headers only. Used on the LH draper deck.

35. Quantities: single reel = 4; double reel = 6.

## 20 Draper – Seals (D225, D230, and D235)



**DRAPER – SEALS (D225, D230, AND D235)**

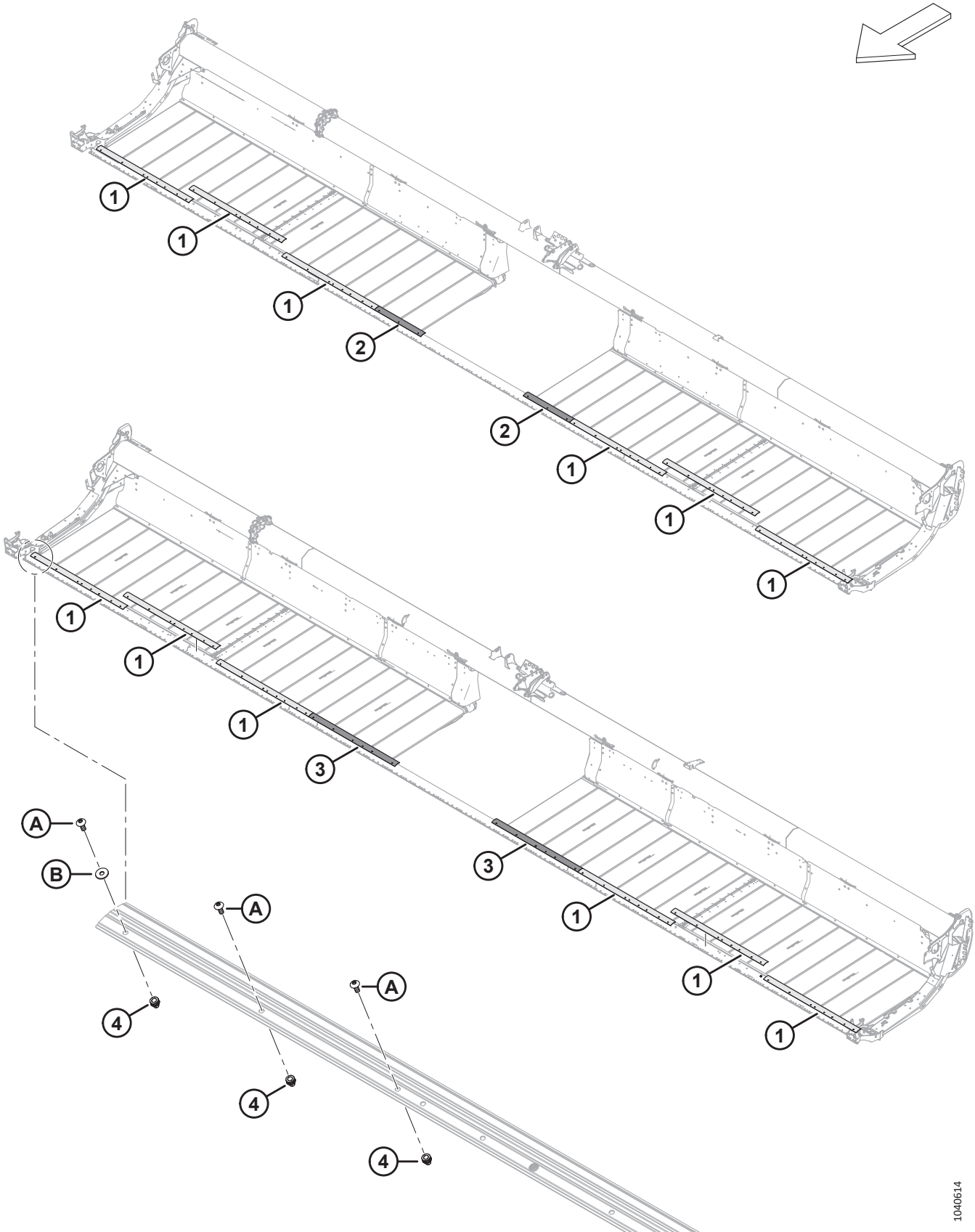
<b>Ref</b>	<b>Part Number</b>	<b>Description</b>	<b>Qty</b>	<b>Serial Number</b>
1	319430	PLATE – CBAR SEAL, RIGID	1	
2	319431	PLATE – CBAR SEAL MIDDLE <sup>36</sup>		
3	320448	RIVNUT – M8 X 1.25 HEX <sup>37</sup>		
A	320190	SCREW – TORX TRUSS HD M8 X 1.25 X 20-SPCL-8.8-ZINC		
B	184709	WASHER – FLAT LARGE M8-200HV		

---

36. Quantities: D225 = 4, D230 = 5, and D235 = 6.

37. Quantities: D225 = 27, D230 = 32, and D235 = 37.

## 21 Draper – Seals (D241 and D245)





**DRAPER – SEALS (D241 AND D245)**

<b>Ref</b>	<b>Part Number</b>	<b>Description</b>	<b>Qty</b>	<b>Serial Number</b>
1	319431	PLATE – CBAR SEAL MIDDLE	6	
2	319429	PLATE – CBAR SEAL INCREMENTAL <sup>38</sup>	2	
3	319430	PLATE – CBAR SEAL, RIGID <sup>39</sup>	2	
4	320448	RIVNUT – M8 X 1.25 HEX <sup>40</sup>		
A	320190	SCREW – TORX TRUSS HD M8 X 1.25 X 20-SPCL-8.8-ZINC		
B	184709	WASHER – FLAT LARGE M8-200HV		

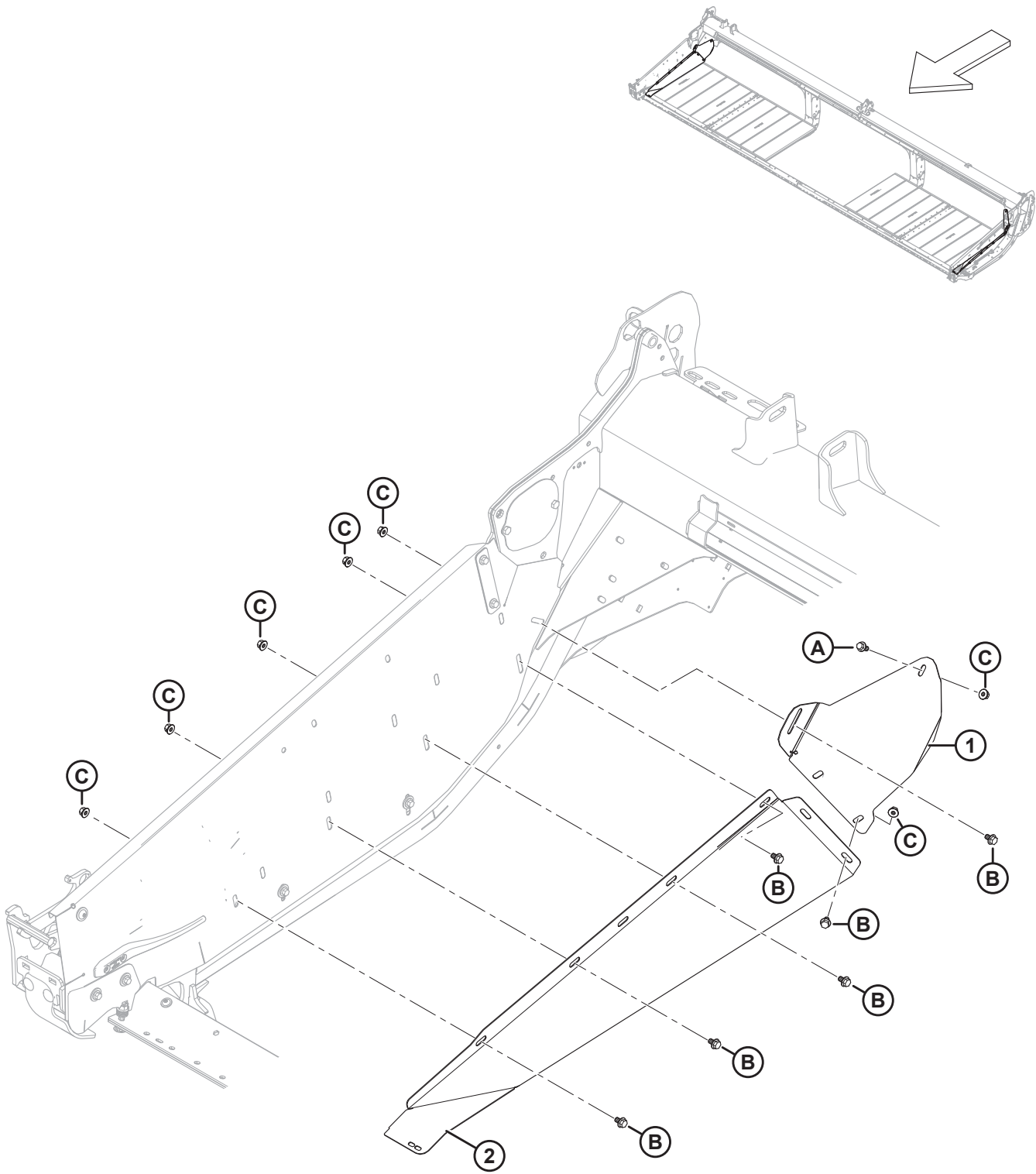
---

38. D241 only.

39. D245 only.

40. Quantities: D241 = 37; D245 = 41.

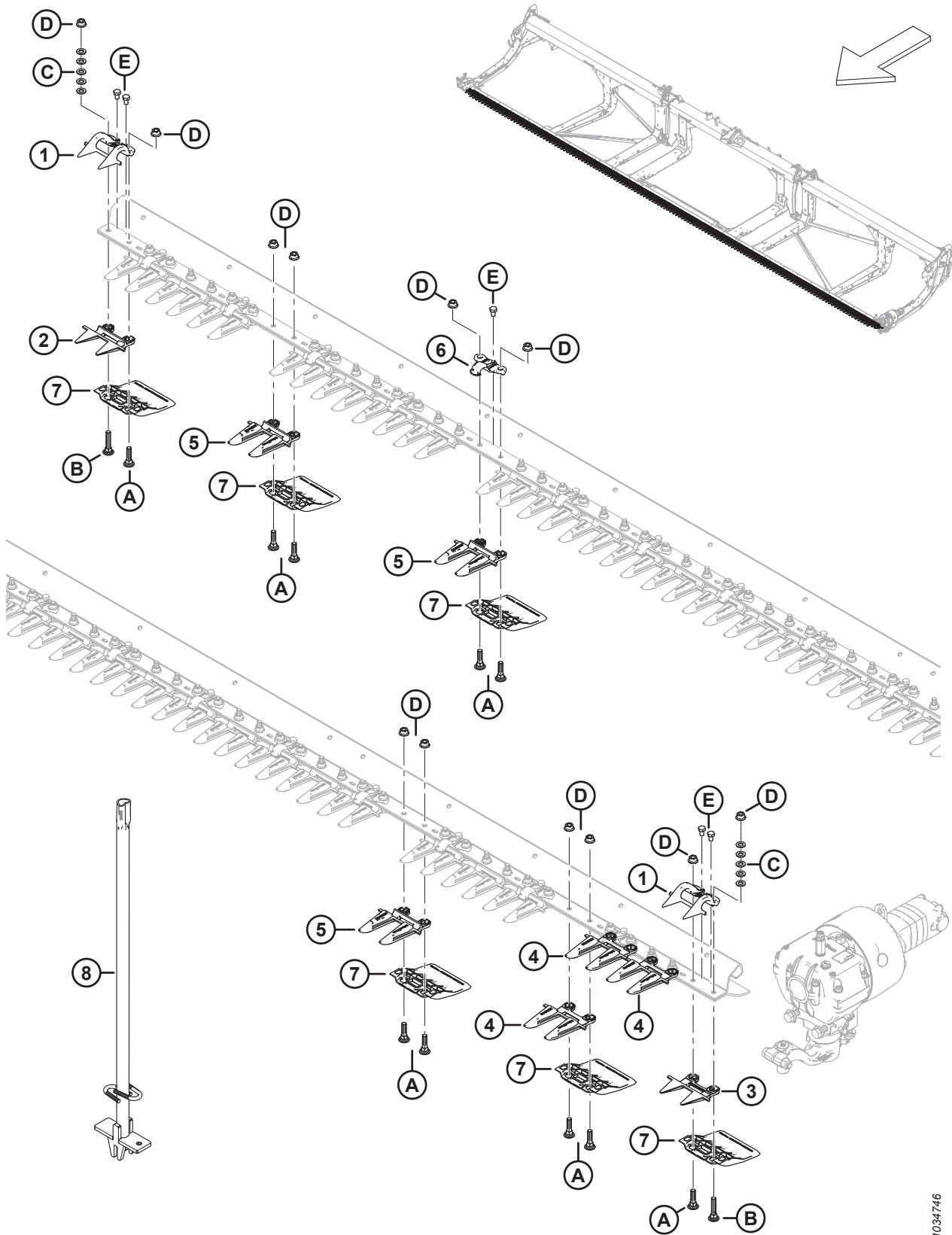
## 22 Draper Deflectors – Narrow



**DRAPER DEFLECTORS – NARROW**

<b>Ref</b>	<b>Part Number</b>	<b>Description</b>	<b>Qty</b>	<b>Serial Number</b>
1	360755	DEFLECTOR – RH NARROW REAR	1	
	360754	DEFLECTOR – LH NARROW REAR	1	
2	360521	DEFLECTOR – RH NARROW FRONT	1	
	360520	DEFLECTOR – LH NARROW FRONT	1	
A	152655	BOLT – HEX FLG HD M10 X 1.5 X 20-8.8-AA1J		
B	136151	BOLT – HEX FLG HD TFL M10 X 1.5 X 16-8.8-AA1J		
C	135799	NUT – HEX FLG CTR LOC M10 X 1.5-10		

## 23 Guards, Hold-Downs, and Cutterbar Shoes – Single Knife, Pointed (D230 and D235)



**GUARDS, HOLD-DOWNS, AND CUTTERBAR SHOES – SINGLE KNIFE, POINTED (D230 AND D235)**

<b>Ref</b>	<b>Part Number</b>	<b>Description</b>	<b>Qty</b>	<b>Serial Number</b>
	286669	KIT – POINTED GUARDS 30 FT SK <sup>41</sup>	A/R	
	286670	KIT – POINTED GUARDS 35 FT SK <sup>42</sup>	A/R	
1	286331	HOLD-DOWN – PLUG FREE END	2	
2	286318	KNIFE GUARD – PLUG FREE	1	
3	286319	KNIFE GUARD – PLUG FREE END	1	
4	286316	KNIFE GUARD – POINTED END	3	
5	286315	KNIFE GUARD – POINTED <sup>43</sup>		
6	286329	HOLD-DOWN – POINTED <sup>44</sup>		
7	286257	SHOE – WEARPLATE CUTTERBAR <sup>45</sup>		
8	286705	TOOL – WELDT	A/R	
A	226295	BOLT – RHSN SPCL M12 X 47-8.8		
B	226280	BOLT – RHSN SPCL M12 X 60-8.8		
C	184714	WASHER – FLAT REG M12-300HV		
D	136036	NUT – HEX SM FLG M12 X 1.75-8-AA1J		
E	136005	BOLT – HEX HD FINE TFL M10 X 1.25 X 16-8.8-AA1J		

41. The kit includes 55 pointed guards (MD #286315), 3 pointed end guards (MD #286316), 1 PlugFree™ guard (MD #286318), and 1 PlugFree™ end guard (MD #286319).

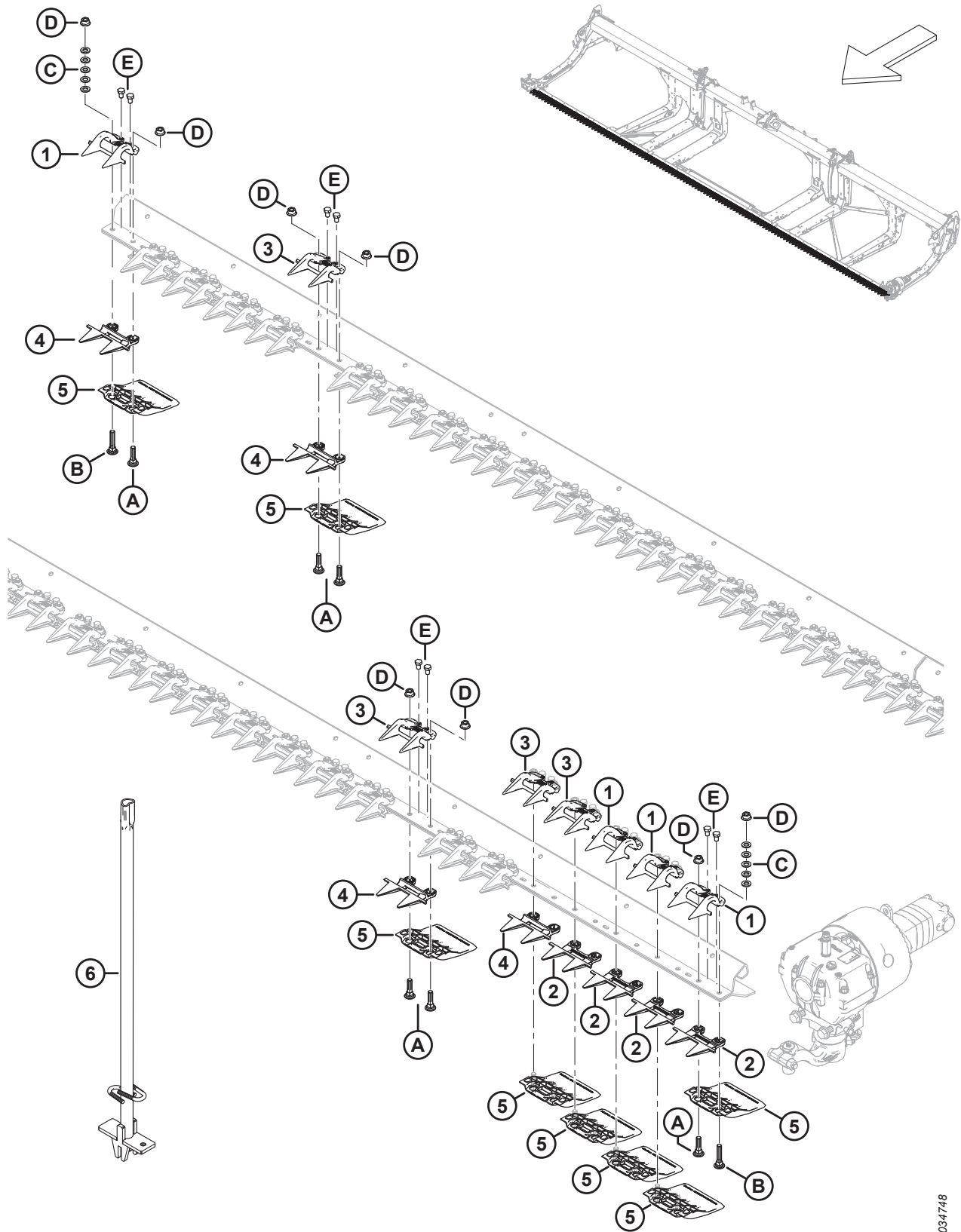
42. The kit includes 65 pointed guards (MD #286315), 3 pointed end guards (MD #286316), 1 PlugFree™ guard (MD #286318), and 1 PlugFree™ end guard (MD #286319).

43. Quantities: D230 = 55, D235 = 65.

44. Quantities: D230 = 29, D235 = 34.

45. Quantities: D230 = 60, D235 = 70.

# 24 Guards, Hold-Downs, and Cutterbar Shoes – Single Knife, PlugFree™ (D225 and D230)



1034748

**GUARDS, HOLD-DOWNS, AND CUTTERBAR SHOES – SINGLE KNIFE, PLUGFREE™ (D225 AND D230)**

<b>Ref</b>	<b>Part Number</b>	<b>Description</b>	<b>Qty</b>	<b>Serial Number</b>
	286679	KIT – PLUGFREE GUARDS 25 FT SK <sup>46</sup>	A/R	
	286680	KIT – PLUGFREE GUARDS 30 FT SK <sup>47</sup>	A/R	
1	286331	HOLD-DOWN – PLUG FREE END	4	
2	286319	KNIFE GUARD – PLUG FREE END	4	
3	286330	HOLD-DOWN – PLUG FREE <sup>48</sup>		
4	286318	KNIFE GUARD – PLUG FREE SHORT <sup>48</sup>		
5	286257	SHOE – WEARPLATE CUTTERBAR <sup>49</sup>		
6	286705	TOOL – WELDT	A/R	
A	226295	BOLT – RHSN SPCL M12 X 47-8.8		
B	226280	BOLT – RHSN SPCL M12 X 60-8.8		
C	184714	WASHER – FLAT REG M12-300HV		
D	136036	NUT – HEX SM FLG M12 X 1.75-8-AA1J		
E	136005	BOLT – HEX HD FINE TFL M10 X 1.25 X 16-8.8-AA1J		

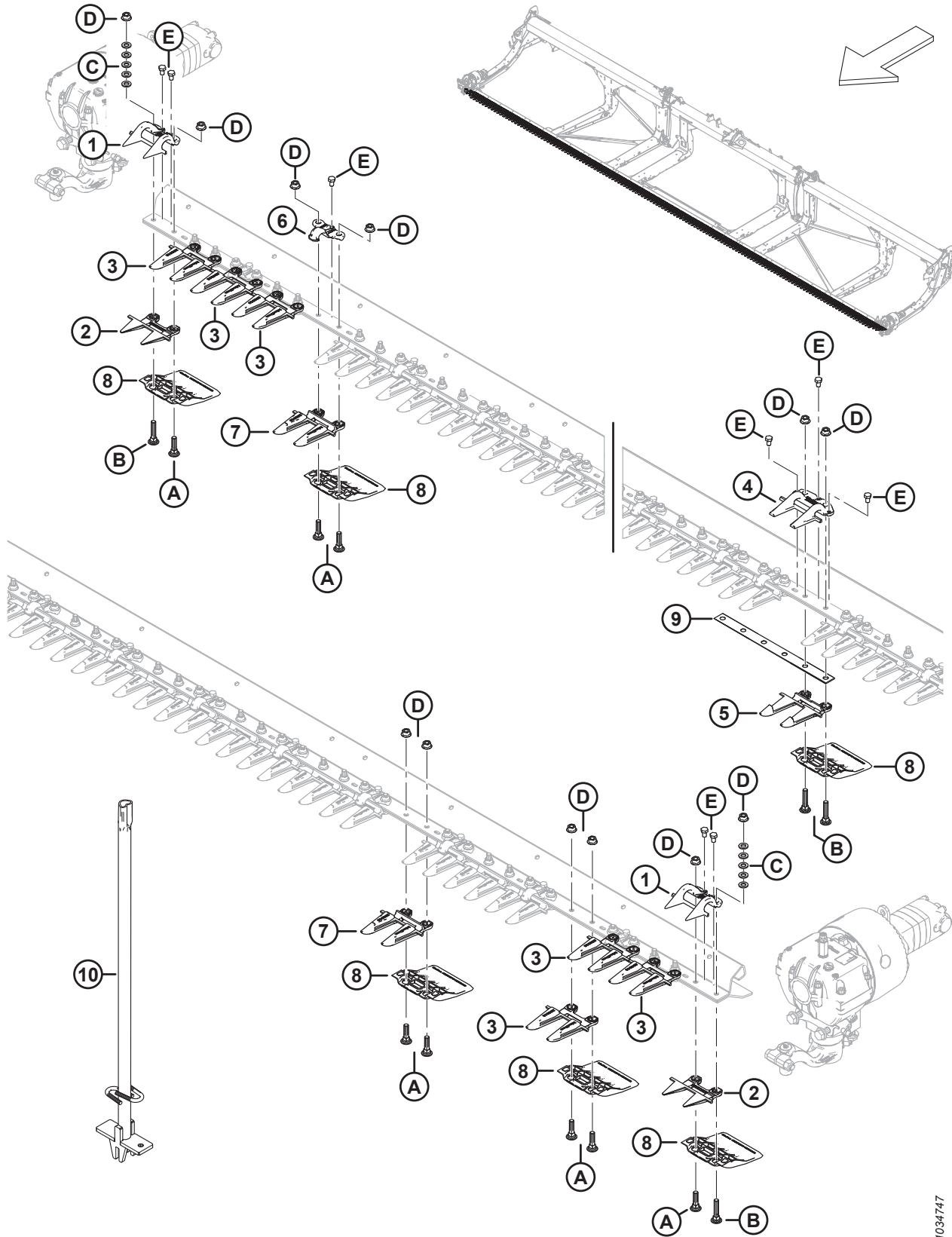
46. The kit includes 46 PlugFree™ guards (MD #286318) and 4 end guards (MD #286319).

47. The kit includes 56 PlugFree™ guards (MD #286318) and 4 end guards (MD #286319).

48. Quantities: D225 = 46, D230 = 56.

49. Quantities: D225 = 50, D230 = 60.

## 25 Guards, Hold-Downs, and Cutterbar Shoes – Double Knife, Pointed (D241 and D245)





**GUARDS, HOLD-DOWNS, AND CUTTERBAR SHOES – DOUBLE KNIFE, POINTED (D241 AND D245)**

<b>Ref</b>	<b>Part Number</b>	<b>Description</b>	<b>Qty</b>	<b>Serial Number</b>
	286665	KIT – POINTED GUARDS 41 FT DK <sup>50</sup>	A/R	
	286666	KIT – POINTED GUARDS 45 FT DK <sup>51</sup>	A/R	
1	286331	HOLD-DOWN – PLUG FREE END	2	
2	286319	KNIFE GUARD – PLUG FREE END	2	
3	286316	KNIFE GUARD – POINTED END	6	
4	286332	HOLD-DOWN – POINTED CENTER	1	
5	286317	KNIFE GUARD – POINTED CENTER	1	
6	286329	HOLD-DOWN – POINTED <sup>52</sup>		
7	286315	KNIFE GUARD – POINTED <sup>53</sup>		
8	286257	SHOE – WEARPLATE CUTTERBAR <sup>54</sup>		
9	226861	SHIM – DK OVERLAP	1	
10	286705	TOOL – WELDT	A/R	
A	226295	BOLT – RHSN SPCL M12 X 47-8.8		
B	226280	BOLT – RHSN SPCL M12 X 60-8.8		
C	184714	WASHER – FLAT REG M12-300HV		
D	136036	NUT – HEX SM FLG M12 X 1.75-8-AA1J		
E	136005	BOLT – HEX HD FINE TFL M10 X 1.25 X 16-8.8-AA1J		

50. The kit includes 73 pointed guards (MD #286315), 6 pointed end guards (MD #286316), 1 pointed center guard (MD #286317), 2 PlugFree™ end guards (MD #286319), and 1 pointed center hold-down (MD #286332).

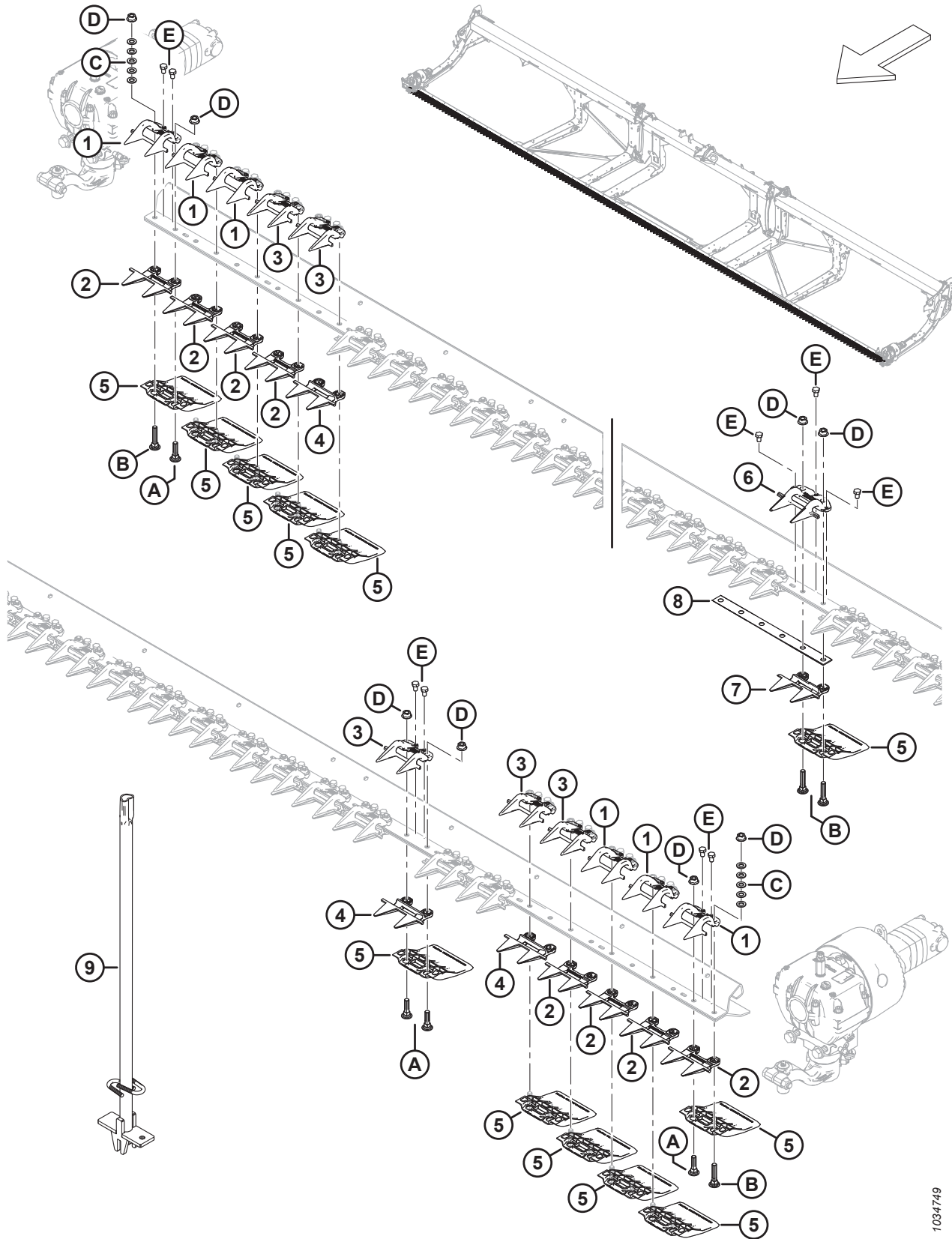
51. The kit includes 81 pointed guards (MD #286315), 6 pointed end guards (MD #286316), 1 pointed center guard (MD #286317), 2 PlugFree™ end guards (MD #286319), and 1 pointed center hold-down (MD #286332).

52. Quantities: D241 = 39, D245 = 44

53. Quantities: D241 = 73, D245 = 81

54. Quantities: D241 = 82, D245 = 90

## 26 Guards, Hold-Downs, and Cutterbar Shoes – Double Knife, PlugFree™ (D241 and D245)



**GUARDS, HOLD-DOWNS, AND CUTTERBAR SHOES – DOUBLE KNIFE, PLUGFREE™ (D241 AND D245)**

<b>Ref</b>	<b>Part Number</b>	<b>Description</b>	<b>Qty</b>	<b>Serial Number</b>
	286676	KIT – PLUGFREE GUARDS 41 FT DK <sup>55</sup>	A/R	
	286677	KIT – PLUGFREE GUARDS 45 FT DK <sup>56</sup>	A/R	
1	286331	HOLD-DOWN – PLUG FREE END	6	
2	286319	KNIFE GUARD – PLUG FREE END	8	
3	286330	HOLD-DOWN – PLUG FREE <sup>57</sup>		
4	286318	KNIFE GUARD – PLUG FREE SHORT <sup>58</sup>		
5	286257	SHOE – WEARPLATE CUTTERBAR <sup>59</sup>		
6	286333	HOLD-DOWN – PLUG FREE CENTER	1	
7	286320	KNIFE GUARD – PLUG FREE CENTER	1	
8	226861	SHIM – DK OVERLAP	1	
9	286705	TOOL – WELDT	A/R	
A	226295	BOLT – RHSN SPCL M12 X 47-8.8		
B	226280	BOLT – RHSN SPCL M12 X 60-8.8		
C	184714	WASHER – FLAT REG M12-300HV		
D	136036	NUT – HEX SM FLG M12 X 1.75-8-AA1J		
E	136005	BOLT – HEX HD FINE TFL M10 X 1.25 X 16-8.8-AA1J		

55. The kit includes 73 PlugFree™ guards (MD #286318), 8 end guards (MD #286319), 1 center guard (MD #286320), and 1 center hold-down (MD #286333).

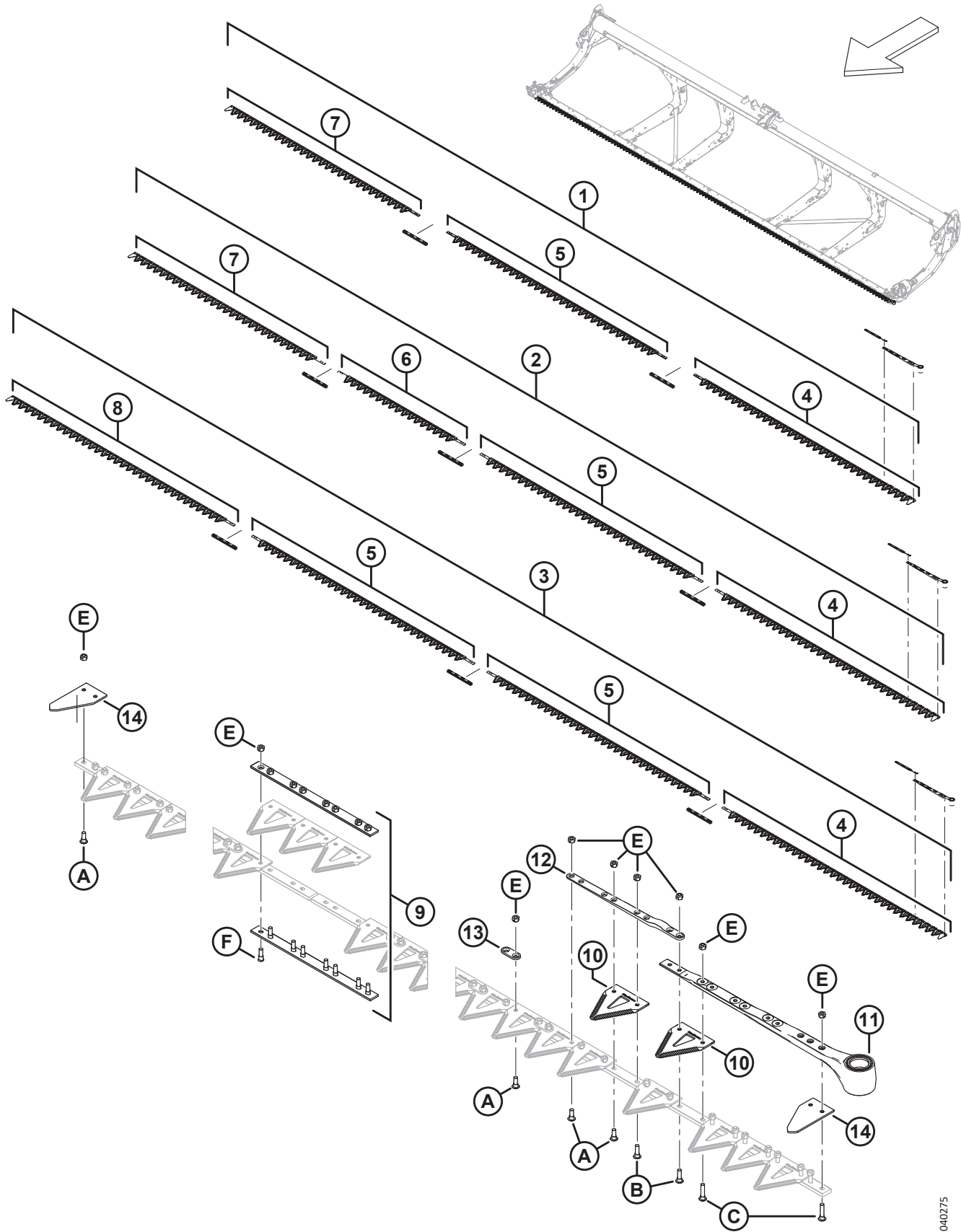
56. The kit includes 81 PlugFree™ guards (MD #286318), 8 end guards (MD #286319), 1 center guard (MD #286320), and 1 center hold-down (MD #286333).

57. Quantities: D241 = 75, D245 = 83

58. Quantities: D241 = 73, D245 = 81

59. Quantities: D241 = 82, D245 = 90

## 27 Knives – Single-Knife Headers (D225, D230, and D235)

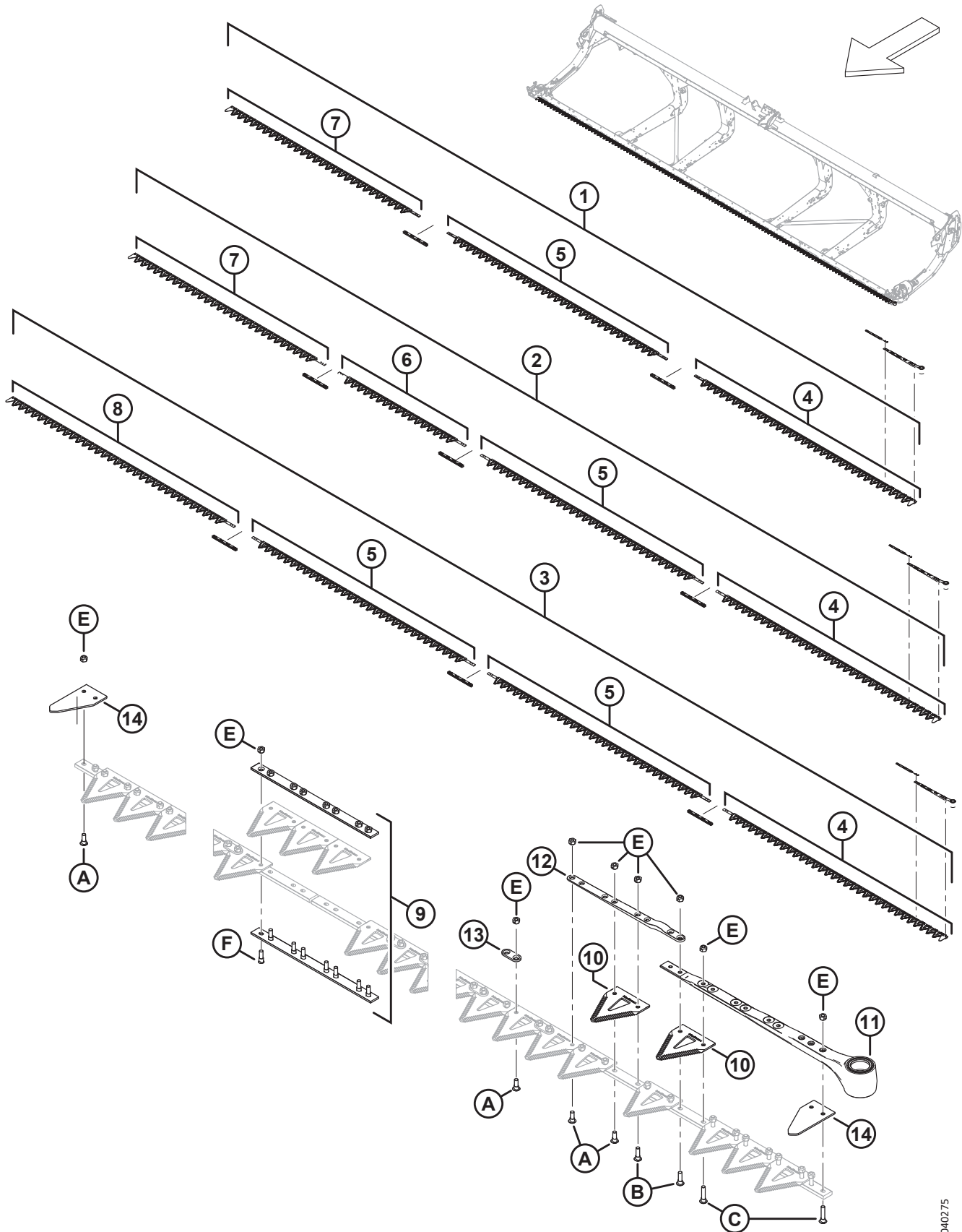


**KNIVES – SINGLE-KNIFE HEADERS (D225, D230, AND D235)**

<b>Ref</b>	<b>Part Number</b>	<b>Description</b>	<b>Qty</b>	<b>Serial Number</b>
1	286597	KIT – KNIFE 25 FT SK COARSE <sup>60</sup>	1	
	286609	KIT – KNIFE 25 FT SK FINE <sup>61</sup>	1	
	286779	KIT – KNIFE 25 FT SK ULTRA COARSE <sup>62</sup>	OPT	
2	286598	KIT – KNIFE 30 FT SK COARSE <sup>63</sup>	1	
	286610	KIT – KNIFE 30 FT SK FINE <sup>64</sup>	1	
	286780	KIT – KNIFE 30 FT SK ULTRA COARSE <sup>65</sup>	OPT	
3	286599	KIT – KNIFE 35 FT SK COARSE <sup>66</sup>	1	
	286611	KIT – KNIFE 35 FT SK FINE <sup>67</sup>	1	
	286781	KIT – KNIFE 35 FT SK ULTRA COARSE <sup>68</sup>	OPT	
4	286562	KNIFE – HEAD SEGMENT LH COARSE 2676 MM	1	
	286579	KNIFE – HEAD SEGMENT LH FINE 2676 MM	1	
	286758	KNIFE – HEAD SEGMENT LH ULTRA COARSE 2676 MM	OPT	
5	286564	KNIFE – CENTER SEGMENT COARSE 2663 MM <sup>69</sup>		
	286581	KNIFE – CENTER SEGMENT FINE 2663 MM <sup>69</sup>		
	286760	KNIFE – CENTER SEGMENT ULTRA COARSE 2663 MM <sup>69</sup>	OPT	

60. The kit includes one 25-pack of ClearCut™ coarse section (MD #286461), two knife splice kits (MD #286493), one LH coarse knife head segment (MD #286562), one center coarse knife segment (MD #286564), and one tail coarse knife segment (MD #286566).
61. The kit includes one 25-pack of ClearCut™ fine section (MD #286462), two knife splice kits (MD #286493), one LH fine knife head segment (MD #286579), one center fine knife segment (MD #286581), and one tail fine knife segment (MD #286583).
62. The kit includes one 25-pack of ClearCut™ ultra coarse section (MD #286627), two knife splice kits (MD #286493), one LH ultra coarse knife head segment (MD #286758), one center ultra coarse knife segment (MD #286760), and one tail ultra coarse knife segment (MD #286763).
63. The kit includes one 25-pack of ClearCut™ coarse section (MD #286461), three knife splice kits (MD #286493), one LH coarse knife head segment (MD #286562), one center coarse knife segment (MD #286564), one center coarse knife segment (MD #286565), and one tail coarse knife segment (MD #286566).
64. The kit includes one 25-pack of ClearCut™ fine section (MD #286462), three knife splice kits (MD #286493), one LH fine knife head segment (MD #286579), one center fine knife segment (MD #286581), one center fine knife segment (MD #286582), and one tail fine knife segment (MD #286583).
65. The kit includes one 25-pack of ClearCut™ ultra coarse section (MD #286627), three knife splice kits (MD #286493), one LH ultra coarse knife head segment (MD #286758), one center ultra coarse knife segment (MD #286760), one center ultra coarse knife segment (MD #286761), and one tail ultra coarse knife segment (MD #286763).
66. The kit includes one 25-pack of ClearCut™ coarse section (MD #286461), three knife splice kits (MD #286493), one LH coarse knife head segment (MD #286562), two center coarse knife segments (MD #286564), and one tail coarse knife segment (MD #286567).
67. The kit includes one 25-pack of ClearCut™ fine section (MD #286462), three knife splice kits (MD #286493), one LH fine knife head segment (MD #286579), two center fine knife segments (MD #286581), and one tail fine knife segment (MD #286584).
68. The kit includes one 25-pack of ClearCut™ ultra coarse section (MD #286627), three knife splice kits (MD #286493), one LH ultra coarse knife head segment (MD #286758), two center ultra coarse knife segments (MD #286760), and one tail ultra coarse knife segment (MD #286764).
69. Quantities: D225 = 1, D230 = 1, D235 = 2.

KNIVES – SINGLE-KNIFE HEADERS (D225, D230, AND D235)



1040275

**KNIVES – SINGLE-KNIFE HEADERS (D225, D230, AND D235)**

<b>Ref</b>	<b>Part Number</b>	<b>Description</b>	<b>Qty</b>	<b>Serial Number</b>
6	286565	KNIFE – CENTER SEGMENT COARSE 1520 MM <sup>70</sup>		
	<b>286582</b>	<b>KNIFE – CENTER SEGMENT FINE 1520 MM <sup>70</sup></b>		
	<b>286761</b>	<b>KNIFE – CENTER SEGMENT ULTRA COARSE 1520 MM <sup>70</sup></b>	<b>OPT</b>	
7	286566	KNIFE – TAIL SEGMENT SK COARSE 2295 MM <sup>71</sup>		
	<b>286583</b>	<b>KNIFE – TAIL SEGMENT SK FINE 2295 MM <sup>71</sup></b>		
	<b>286763</b>	<b>KNIFE – TAIL SEGMENT SK ULTRA COARSE 2295 MM <sup>71</sup></b>	<b>OPT</b>	
8	286567	KNIFE – TAIL SEGMENT SK COARSE 2676 MM <sup>72</sup>		
	<b>286584</b>	<b>KNIFE – TAIL SEGMENT SK FINE 2676 MM <sup>72</sup></b>		
	<b>286764</b>	<b>KNIFE – TAIL SEGMENT SK ULTRA COARSE 2676 MM <sup>72</sup></b>	<b>OPT</b>	
9	286493	KIT – KNIFE SPLICE <sup>73</sup>		
10	286461	SECTION – CLEARCUT COARSE (25 PACK) <sup>74</sup>		
	286462	SECTION – CLEARCUT FINE (25 PACK) <sup>74</sup>		
	286627	SECTION – CLEARCUT ULTRA COARSE (25 PACK) <sup>74</sup>	OPT	
11	226941	KNIFE HEAD ASSEMBLY	1	
	115670	O-RING – 1.78 X 34.64	1	
	113937	DISC	1	
	113222	SEAL KIT	1	
	100500	BEARING – NEEDLE	1	
12	286440	BAR – FORGED	1	
13	286481	BAR – REINFORCEMENT (25 PACK)		
14	226983	SECTION – END	2	
A	286475	SCREW – M6 X 18 MM, C/W NUT (50 PACK)		
B	286476	SCREW – M6 X 22 MM, C/W NUT (25 PACK)		
C	286477	SCREW – M6 X 29 MM, C/W NUT (25 PACK)		
D	286478	SCREW – CSK M6 X 14 MM, C/W NUT (25 PACK)		
E	286479	NUT – CTR LOC CSK M6 X 1 (50 PACK)		
F	286621	SCREW – CSK M6 X 22 MM, C/W NUT (25 PACK)		

70. Quantities: D225 = 0, D230 = 1, D235 = 0.

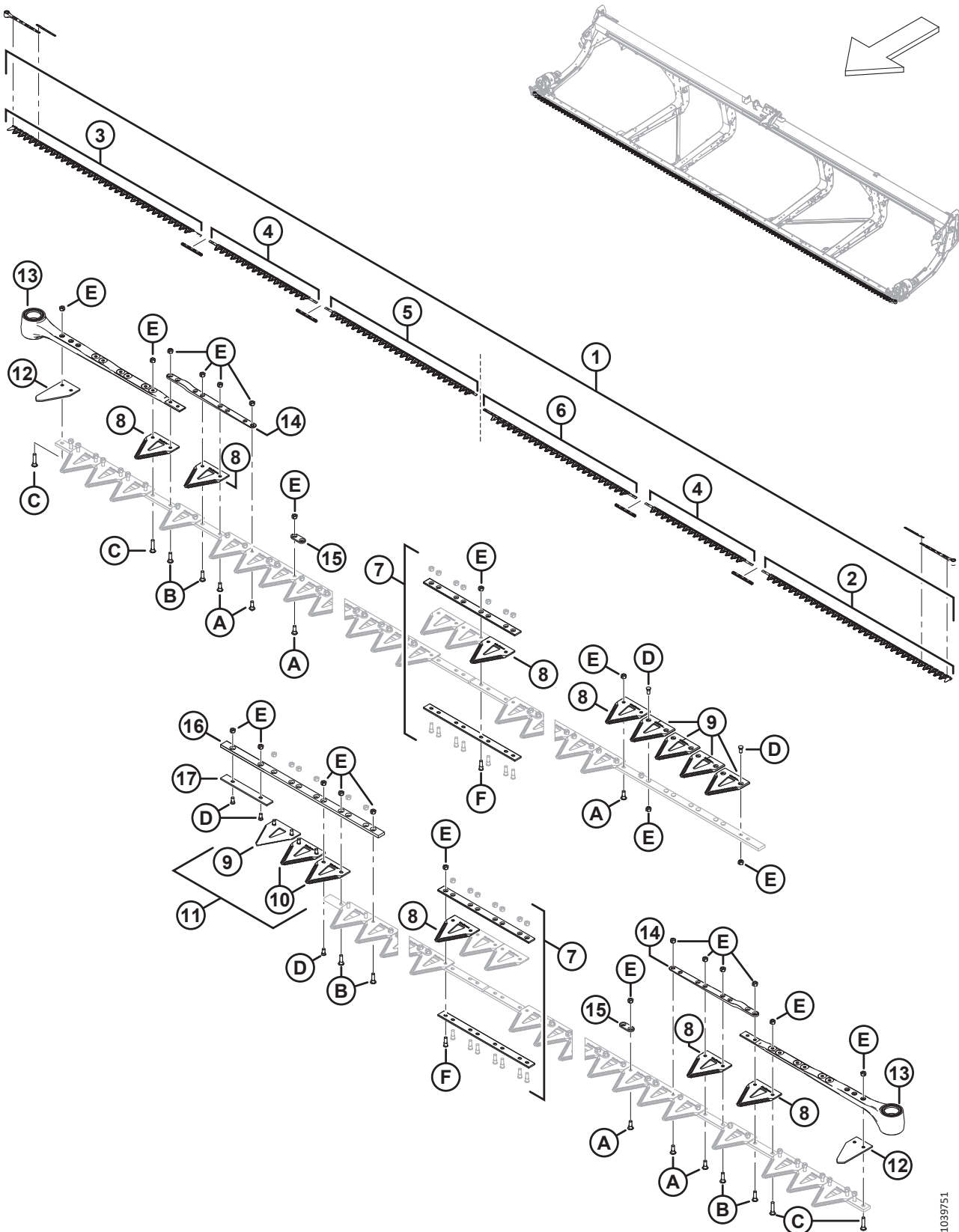
71. Quantities: D225 = 1, D230 = 1, D235 = 0.

72. Quantities: D225 = 0, D230 = 0, D235 = 1.

73. Quantities: D225 = 2, D230 = 3, D235 = 3.

74. Quantities (individual sections): D225 = 99, D230 = 119, D235 = 139.

## 28 Knives – Double-Knife Headers (D241)



1039751

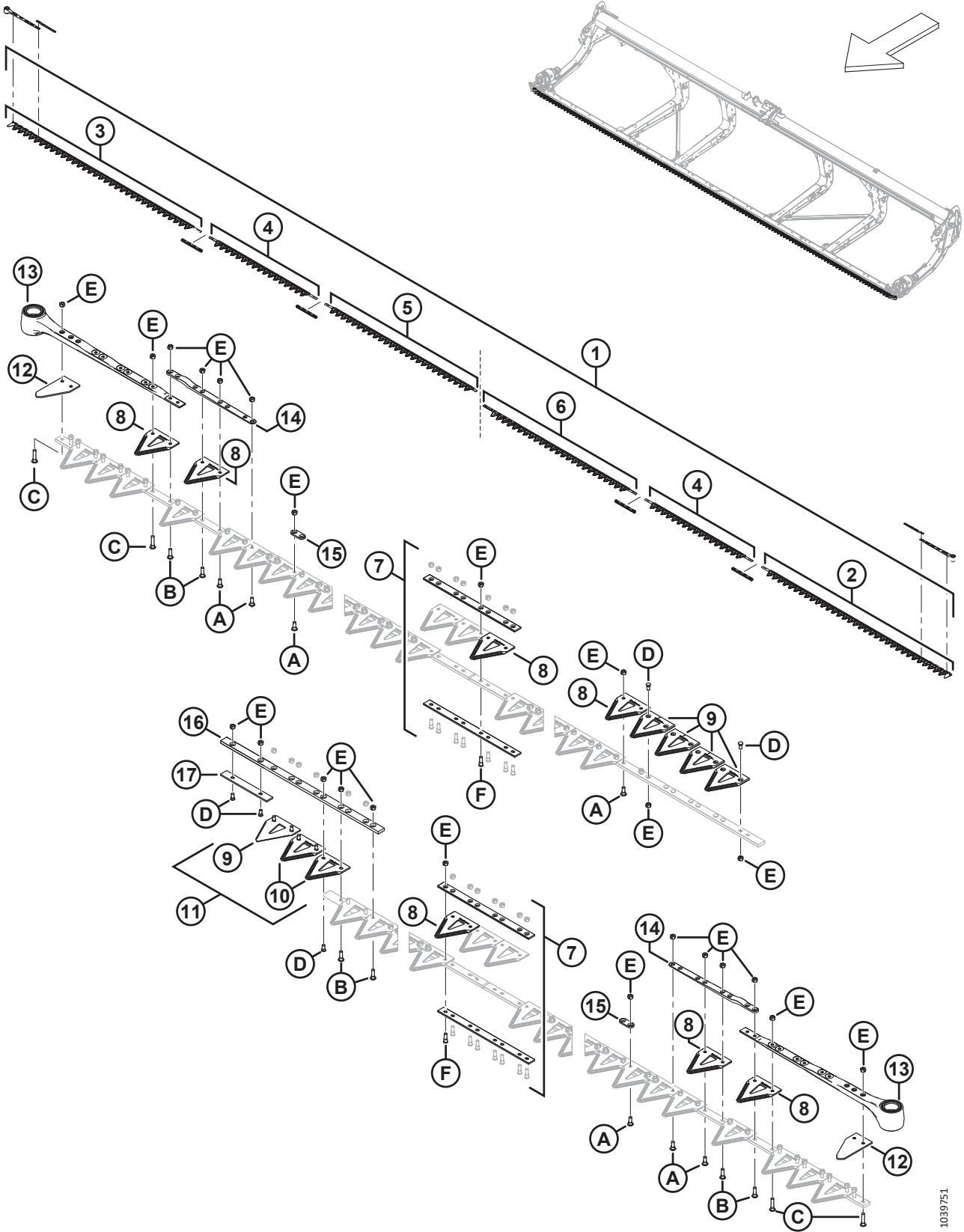


**KNIVES – DOUBLE-KNIFE HEADERS (D241)**

Ref	Part Number	Description	Qty	Serial Number
1	286888	KIT – KNIFE 41 FT DK COARSE <sup>75</sup>	1	
	<b>286618</b>	<b>KIT – KNIFE 41 FT DK FINE <sup>76</sup></b>	<b>OPT</b>	
	<b>286789</b>	<b>KIT – KNIFE 41 FT DK ULTRA COARSE <sup>77</sup></b>	<b>OPT</b>	
2	286562	KNIFE – HEAD SEGMENT LH COARSE 2676 MM	1	
	<b>286579</b>	<b>KNIFE – HEAD SEGMENT LH FINE 2676 MM</b>	<b>OPT</b>	
	<b>286758</b>	<b>KNIFE – HEAD SEGMENT LH ULTRA COARSE 2676 MM</b>	<b>OPT</b>	
3	286563	KNIFE – HEAD SEGMENT RH COARSE 2676 MM	1	
	<b>286580</b>	<b>KNIFE – HEAD SEGMENT RH FINE 2676 MM</b>	<b>OPT</b>	
	<b>286759</b>	<b>KNIFE – HEAD SEGMENT RH ULTRA COARSE 2676 MM</b>	<b>OPT</b>	
4	286565	KNIFE – CENTER SEGMENT COARSE 1520 MM	2	
	<b>286582</b>	<b>KNIFE – CENTER SEGMENT FINE 1520 MM</b>	<b>OPT</b>	
	<b>286761</b>	<b>KNIFE – CENTER SEGMENT ULTRA COARSE 1520 MM</b>	<b>OPT</b>	
5	286866	KNIFE – TAIL SEGMENT RH COARSE 2147 MM	1	
	<b>286871</b>	<b>KNIFE – TAIL SEGMENT RH FINE 2147 MM</b>	<b>OPT</b>	
	<b>286876</b>	<b>KNIFE – TAIL SEGMENT RH ULTRA COARSE 2147 MM</b>	<b>OPT</b>	
6	286576	KNIFE – TAIL SEGMENT LH COARSE 2161 MM	1	
	<b>286593</b>	<b>KNIFE – TAIL SEGMENT LH FINE 2161 MM</b>	<b>OPT</b>	
	<b>286769</b>	<b>KNIFE – TAIL SEGMENT LH ULTRA COARSE 2161 MM</b>	<b>OPT</b>	
7	286493	KIT – KNIFE SPLICE <sup>78</sup>	4	
8	286461	SECTION – CLEARCUT COARSE (25 PACK) <sup>79</sup>		
	286462	SECTION – CLEARCUT FINE (25 PACK) <sup>79</sup>	OPT	
	286627	SECTION – CLEARCUT ULTRA COARSE (25 PACK) <sup>79</sup>	OPT	
9	286463	SECTION – CLEARCUT COARSE TOP CSK (10 PACK) <sup>80</sup>		
	286465	SECTION – CLEARCUT FINE TOP CSK (10 PACK) <sup>80</sup>	OPT	
	286628	SECTION – CLEARCUT ULTRA COARSE TOP CSK (10 PACK) <sup>80</sup>	OPT	

75. The kit includes one 25-pack of ClearCut™ coarse sections (MD #286461), four knife splice kits (MD #286493), one LH coarse knife head segment (MD #286562), one RH coarse knife head segment (MD #286563), two center coarse knife segments (MD #286565), one RH tail coarse knife segment (MD #286866), and one LH tail coarse knife segment (MD #286576).
76. The kit includes one 25-pack of ClearCut™ fine sections (MD #286462), four knife splice kits (MD #286493), one LH fine knife head segment (MD #286579), one RH fine knife head segment (MD #286580), two center fine knife segments (MD #286582), one RH tail fine knife segment (MD #286871), and one LH tail fine knife segment (MD #286593).
77. The kit includes one 25-pack of ClearCut™ ultra coarse sections (MD #286627), four knife splice kits (MD #286493), one LH ultra coarse knife head segment (MD #286758), one RH ultra coarse knife head segment (MD #286759), two center ultra coarse knife segments (MD #286761), one RH tail ultra coarse knife segment (MD #286876), and one LH tail ultra coarse knife segment (MD #286769).
78. The kit includes bottom splice bar (NSS), top splice bar (NSS), eight screws (MD #286314), and eight nuts (MD #226259).
79. Quantities (individual sections): 163.
80. Quantities (individual sections): 5.

KNIVES – DOUBLE-KNIFE HEADERS (D241)



1039751

**KNIVES – DOUBLE-KNIFE HEADERS (D241)**

<b>Ref</b>	<b>Part Number</b>	<b>Description</b>	<b>Qty</b>	<b>Serial Number</b>
10	286464	SECTION – CLEARCUT COARSE BOTTOM CSK (10 PACK) <sup>81</sup>		
	286466	SECTION – CLEARCUT FINE BOTTOM CSK (10 PACK) <sup>81</sup>	OPT	
	286629	SECTION – CLEARCUT ULTRA COARSE BOTTOM CSK (10 PACK) <sup>81</sup>	OPT	
11	286861	KIT – CLEARCUT COARSE CENTER <sup>82</sup>	A/R	
	286862	KIT – CLEARCUT FINE CENTER <sup>83</sup>	OPT	
	286863	KIT – CLEARCUT ULTRA COARSE CENTER <sup>84</sup>	OPT	
12	226983	SECTION – END	2	
13	226941	KNIFE HEAD ASSEMBLY	2	
	115670	O-RING – 1.78 X 34.64		
	113937	DISC		
	113222	SEAL KIT		
	100500	BEARING – NEEDLE		
14	286440	BAR – FORGED	2	
15	286481	BAR – REINFORCEMENT (25 PACK) <sup>85</sup>		
16	286362	BAR – KNIFE OVERLAP GUIDE	1	
17	286363	BAR – WEAR	1	
A	286475	SCREW – M6 X 18 MM, C/W NUT (50 PACK)		
B	286476	SCREW – M6 X 22 MM, C/W NUT (25 PACK)		
C	286477	SCREW – M6 X 29 MM, C/W NUT (25 PACK)		
D	286478	SCREW – CSK M6 X 14 MM, C/W NUT (25 PACK)		
E	286479	NUT – CTR LOC CSK M6 X 1 (50 PACK)		
F	286621	SCREW – CSK M6 X 22 MM, C/W NUT (25 PACK)		

81. Quantities (individual sections): 2.

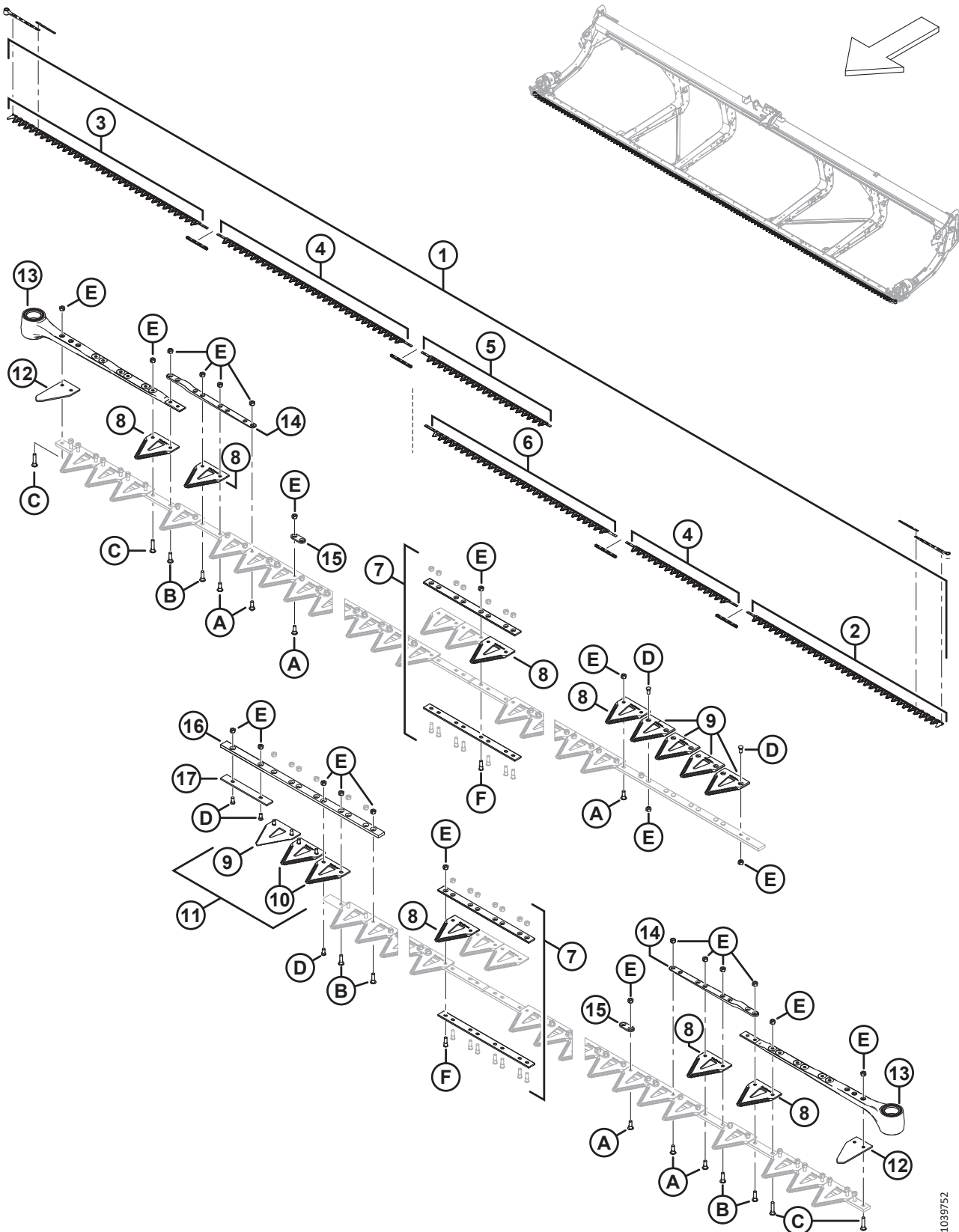
82. The kit includes five ClearCut™ coarse top CSK sections (NSS), two ClearCut™ coarse bottom CSK sections (NSS), and hardware.

83. The kit includes five ClearCut™ fine top CSK sections (NSS), two ClearCut™ fine bottom CSK sections (NSS), and hardware.

84. The kit includes five ClearCut™ ultra coarse top CSK sections (NSS), two ClearCut™ ultra coarse bottom CSK sections (NSS), and hardware.

85. Quantities (individual bars): 88.

## 29 Knives – Double-Knife Headers (D245)



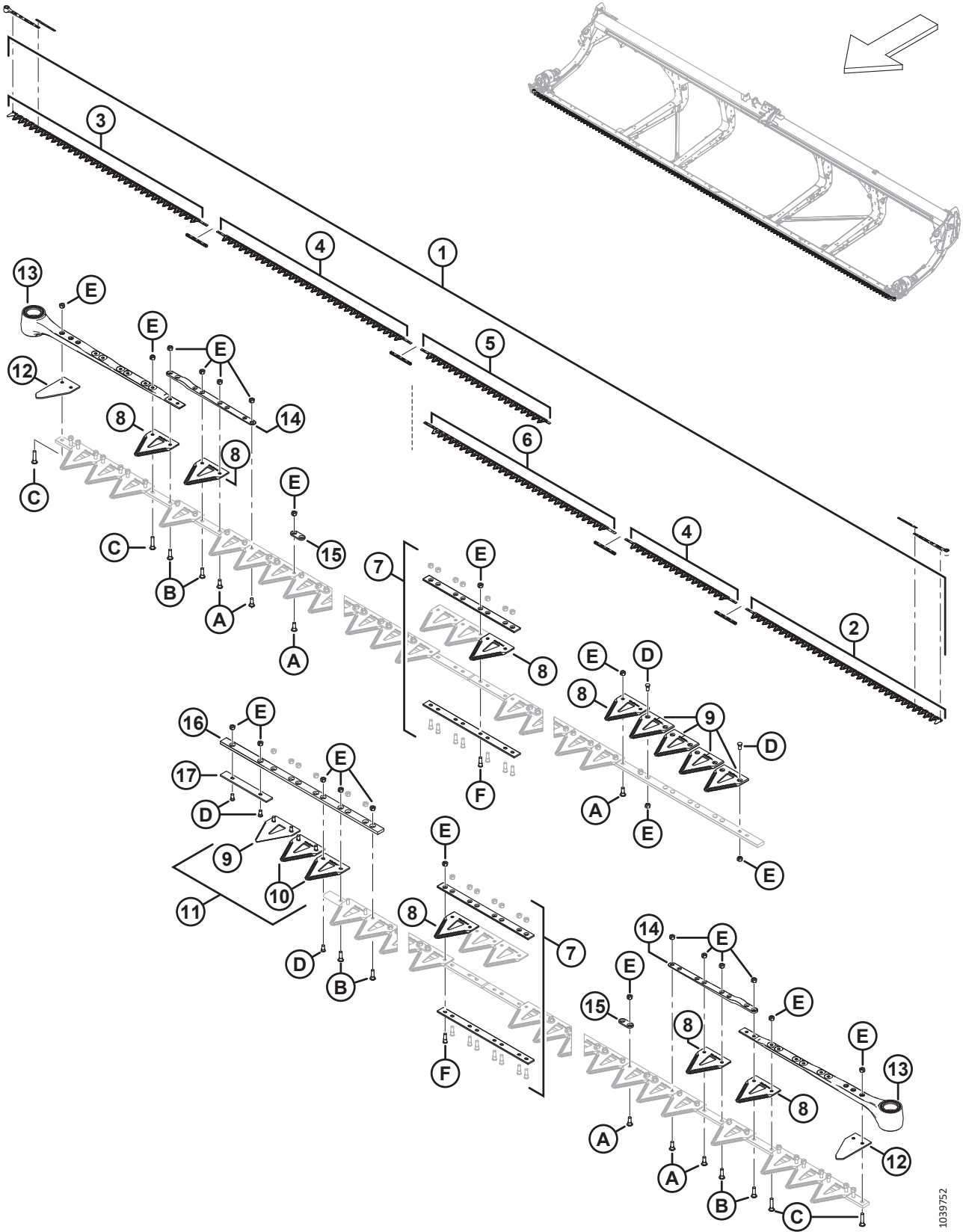
1039752

**KNIVES – DOUBLE-KNIFE HEADERS (D245)**

Ref	Part Number	Description	Qty	Serial Number
1	286889	KIT – KNIFE 45 FT DK COARSE <sup>86</sup>	1	
	<b>286619</b>	<b>KIT – KNIFE 45 FT DK FINE <sup>87</sup></b>	<b>OPT</b>	
	<b>286790</b>	<b>KIT – KNIFE 45 FT DK ULTRA COARSE <sup>88</sup></b>	<b>OPT</b>	
2	286562	KNIFE – HEAD SEGMENT LH COARSE 2676 MM	1	
	286579	KNIFE – HEAD SEGMENT LH FINE 2676 MM	OPT	
	286758	KNIFE – HEAD SEGMENT LH ULTRA COARSE 2676 MM	OPT	
3	286563	KNIFE – HEAD SEGMENT RH COARSE 2676 MM	1	
	286580	KNIFE – HEAD SEGMENT RH FINE 2676 MM	OPT	
	286759	KNIFE – HEAD SEGMENT RH ULTRA COARSE 2676 MM	OPT	
4	286564	KNIFE – CENTER SEGMENT COARSE 2663 MM	1	
	286565	KNIFE – CENTER SEGMENT COARSE 1520 MM	1	
	286581	KNIFE – CENTER SEGMENT FINE 2663 MM	OPT	
	286582	KNIFE – CENTER SEGMENT FINE 1520 MM	OPT	
	286760	KNIFE – CENTER SEGMENT ULTRA COARSE 2663 MM	OPT	
	286581	KNIFE – CENTER SEGMENT ULTRA COARSE 1520 MM	OPT	
5	286867	KNIFE – TAIL SEGMENT RH COARSE 1766 MM	1	
	286872	KNIFE – TAIL SEGMENT RH FINE 1766 MM	OPT	
	286877	KNIFE – TAIL SEGMENT RH ULTRA COARSE 1766 MM	OPT	
6	286575	KNIFE – TAIL SEGMENT LH COARSE 2618 MM	1	
	286592	KNIFE – TAIL SEGMENT LH FINE 2618 MM	OPT	
	286768	KNIFE – TAIL SEGMENT LH ULTRA COARSE 2618 MM	OPT	
7	286493	KIT – KNIFE SPLICE <sup>89</sup>	4	
8	286461	SECTION – CLEARCUT COARSE (25 PACK) <sup>90</sup>		
	286462	SECTION – CLEARCUT FINE (25 PACK) <sup>91</sup>	OPT	
	286627	SECTION – CLEARCUT ULTRA COARSE (25 PACK) <sup>91</sup>	OPT	

86. The kit includes one 25-pack of ClearCut™ coarse sections (MD #286461), four knife splice kits (MD #286493), one LH coarse knife head segment (MD #286562), one RH coarse knife head segment (MD #286563), one center coarse knife segment (2663 mm) (MD #286564), one center coarse knife segment (1520 mm) (MD #286565), one RH tail coarse knife segment (MD #286867), and one LH tail coarse knife segment (MD #286575).
87. The kit includes one 25-pack of ClearCut™ fine sections (MD #286462), four knife splice kits (MD #286493), one LH fine knife head segment (MD #286579), one RH fine knife head segment (MD #286580), one center fine knife segment (2663 mm) (MD #286581), one center fine knife segment (1520 mm) (MD #286582), one RH tail fine knife segment (MD #286872), and one LH tail fine knife segment (MD #286592).
88. The kit includes one 25-pack of ClearCut™ ultra coarse sections (MD #286627), four knife splice kits (MD #286493), one LH ultra coarse knife head segment (MD #286758), one RH ultra coarse knife head segment (MD #286759), one center ultra coarse knife segment (2663 mm) (MD #286760), one center ultra coarse knife segment (1520 mm) (MD #286761), one RH tail ultra coarse knife segment (MD #286877), and one LH tail ultra coarse knife segment (MD #286768).
89. The kit includes bottom splice bar (NSS), top splice bar (NSS), eight screws (MD #286314), and eight nuts (MD #226259).
90. Quantities (individual sections): 179.
91. Quantities (individual sections): 179.

KNIVES – DOUBLE-KNIFE HEADERS (D245)



1039752

**KNIVES – DOUBLE-KNIFE HEADERS (D245)**

Ref	Part Number	Description	Qty	Serial Number
9	286463	SECTION – CLEARCUT COARSE TOP CSK (10 PACK) <sup>92</sup>		
	286465	SECTION – CLEARCUT FINE TOP CSK (10 PACK) <sup>93</sup>	OPT	
	286628	SECTION – CLEARCUT ULTRA COARSE TOP CSK (10 PACK) <sup>93</sup>	OPT	
10	286464	SECTION – CLEARCUT COARSE BOTTOM CSK (10 PACK) <sup>94</sup>		
	286466	SECTION – CLEARCUT FINE BOTTOM CSK (10 PACK) <sup>95</sup>	OPT	
	286629	SECTION – CLEARCUT ULTRA COARSE BOTTOM CSK (10 PACK) <sup>95</sup>	OPT	
11	286861	KIT – CLEARCUT COARSE CENTER <sup>96</sup>		
	286862	KIT – CLEARCUT FINE CENTER <sup>97</sup>	OPT	
	286863	KIT – CLEARCUT ULTRA COARSE CENTER <sup>98</sup>	OPT	
12	226983	SECTION – END	2	
13	226941	KNIFE HEAD ASSEMBLY	2	
	115670	O-RING – 1.78 X 34.64		
	113937	DISC		
	113222	SEAL KIT		
	100500	BEARING – NEEDLE		
14	286440	BAR – FORGED	2	
15	286481	BAR – REINFORCEMENT (25 PACK) <sup>99</sup>		
16	286362	BAR – KNIFE OVERLAP GUIDE	1	
17	286363	BAR – WEAR	1	
A	286475	SCREW – M6 X 18 MM, C/W NUT (50 PACK)		
B	286476	SCREW – M6 X 22 MM, C/W NUT (25 PACK)		
C	286477	SCREW – M6 X 29 MM, C/W NUT (25 PACK)		
D	286478	SCREW – CSK M6 X 14 MM, C/W NUT (25 PACK)		
E	286479	NUT – CTR LOC CSK M6 X 1 (50 PACK)		
F	286621	SCREW – CSK M6 X 22 MM, C/W NUT (25 PACK)		

92. Quantities (individual sections): 5.

93. Quantities (individual sections): 5.

94. Quantities (individual sections): 2.

95. Quantities (individual sections): 2.

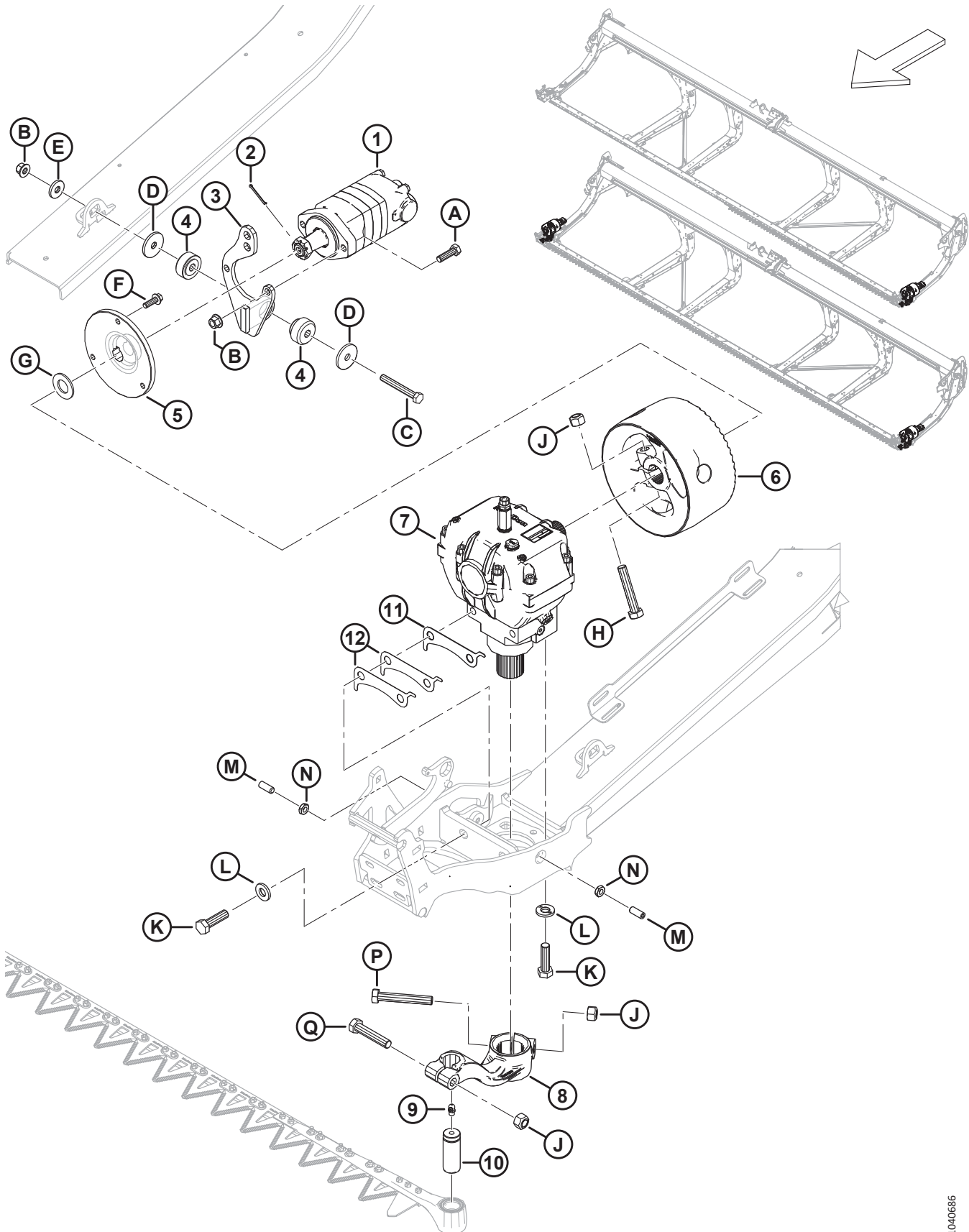
96. The kit includes five ClearCut™ coarse top CSK sections (NSS), two ClearCut™ coarse bottom CSK sections (NSS), and hardware.

97. The kit includes five ClearCut™ fine top CSK sections (NSS), two ClearCut™ fine bottom CSK sections (NSS), and hardware.

98. The kit includes five ClearCut™ ultra coarse top CSK sections (NSS), two ClearCut™ ultra coarse bottom CSK sections (NSS), and hardware.

99. Quantities (individual bars): 103.

# 30 Knife Drive – Single and Double Knife





**KNIFE DRIVE – SINGLE AND DOUBLE KNIFE**

Ref	Part Number	Description	Qty	Serial Number
1	283002	MOTOR – EATON 2000 100 CC <sup>100</sup>	1	
	174304	SEAL KIT – EATON 2000 MOTOR		
	137375	NUT – SLTD JAM 1.0 -20 UNEF		
2	18606	PIN – COTTER 1/8 DIA X 1.5 ZP	1	
3	286826	SUPPORT – WELDT SAE-A MOTOR	1	
4	143107	BUSHING – RUBBER <sup>101</sup>	1	
5	286087	HUB – MACHINED	1	
6	286703	FLYWHEEL – KNIFE DRIVE C/W DECAL	1	
7	286089	DRIVE – KNIFE <sup>102</sup>	1	
8	226926	ARM – LH KNIFE DRIVE C/W DECAL	1	
	226927	ARM – RH KNIFE DRIVE C/W DECAL (DOUBLE KNIFE ONLY) <sup>103</sup>	1	
9	21194	FITTING – LUBRICATION 90° 1/8 NPT	1	
10	113229	PIN – SICKLE HEAD	1	
11	226400	SHIM – KNIFE DRIVE BOX, 1.2 MM <sup>104</sup>		
12	360870	SHIM – KNIFE DRIVE BOX, 0.6 MM <sup>104</sup>		
A	184669	BOLT – HEX HD M12 X 1.75 X 40-8.8-AA1J	2	
B	136431	NUT – HEX FLG CTR LOC M12 X 1.75-10	3	
C	184673	BOLT – HEX HD M12 X 1.75 X 90-10.9-AA1J	1	
D	11695	WASHER – FLAT	2	
E	4761	WASHER – FLAT	1	
F	184663	BOLT – HEX HD TFL M10 X 1.5 X 30-10.9-AA1J	3	
G	18603	WASHER – FLAT SAE 1 1/16 ID X 2.0 IN OD AA1J	1	
H	320214	BOLT – HEX HD M16 X 2 X 90-10.9-ZINC	1	
J	320026	NUT – HEX TOP LOCK M16 X 2-10-ZINC	3	
K	320311	BOLT – HEX HD M16 X 2 X 55-12.9-ZINC	4	
L	120901	WASHER – HARD L9 SPCL 5/8-82/85 HR 15N-ABOC	4	
M	320089	SCREW – SET M12 X 1.75 X 30 <sup>105</sup>	2	
N	184696	NUT – HEX THIN M12 X 1.75-05-AA1J	2	
P	320215	BOLT – HEX HD M16 X 2 X 100-10.9-ZINC	1	
Q	152602	BOLT – HEX HD M16 X 2 X 80-10.9-AA1J	1	

100. Motor includes seal kit (MD #174304), key, and slotted nut (MD #137375).

101. The rubber bushing (MD #143107) includes both halves shown in the illustration.

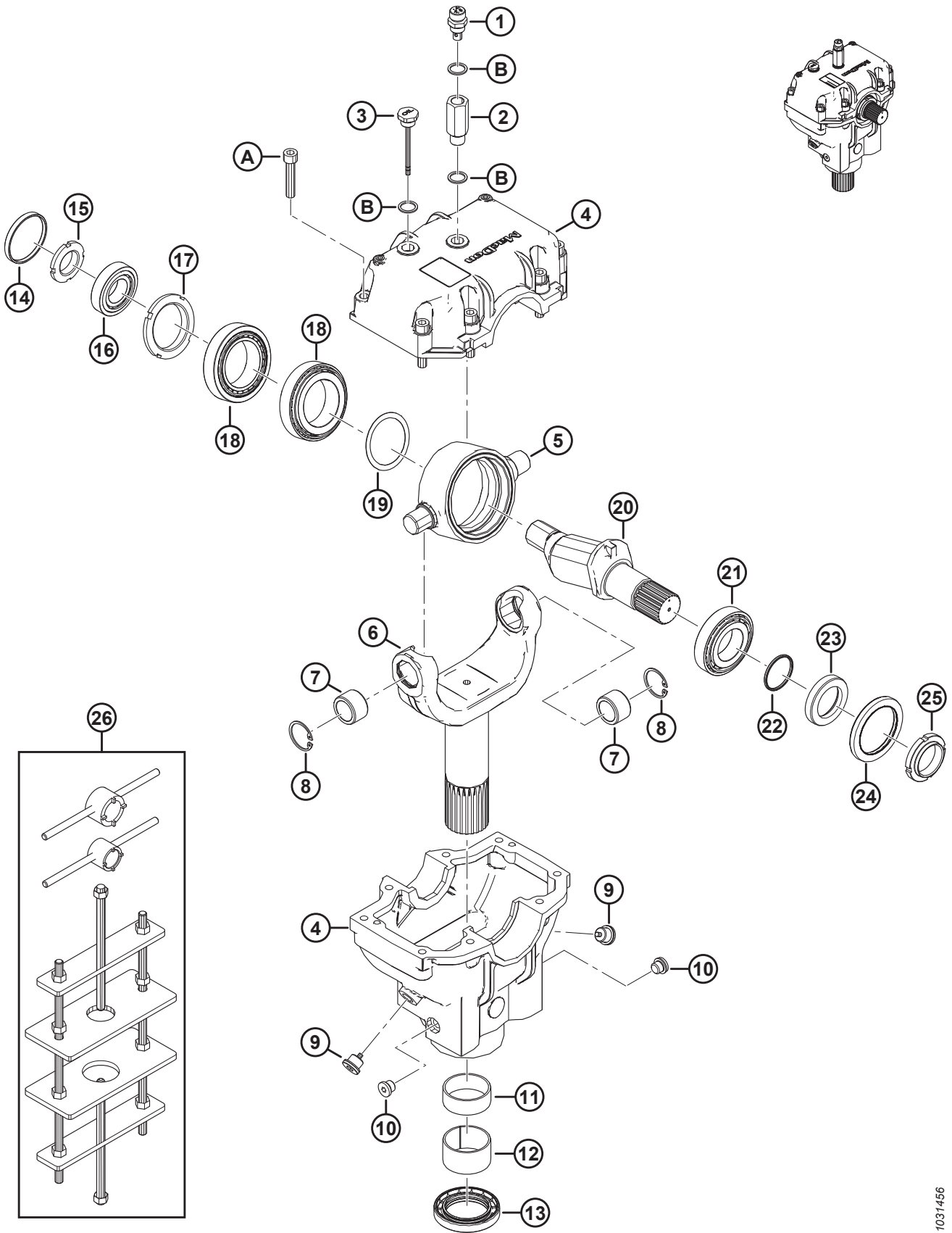
102. For repair parts, refer to Section [31 Knife Drive Box, page 67](#).

103. Double-knife headers only.

104. Shim quantity varies for assembly clearances. Maximum allowable shims is four 1.2 mm shims (MD #226400) (or three 1.2 mm shims and two 0.6 mm shims [MD #360870]).

105. Set screw is used to adjust knife drive (MD #286089) left to right within the specified tolerance. Tighten lock nut (MD #184696) once knife drive has been adjusted correctly.

# 31 Knife Drive Box



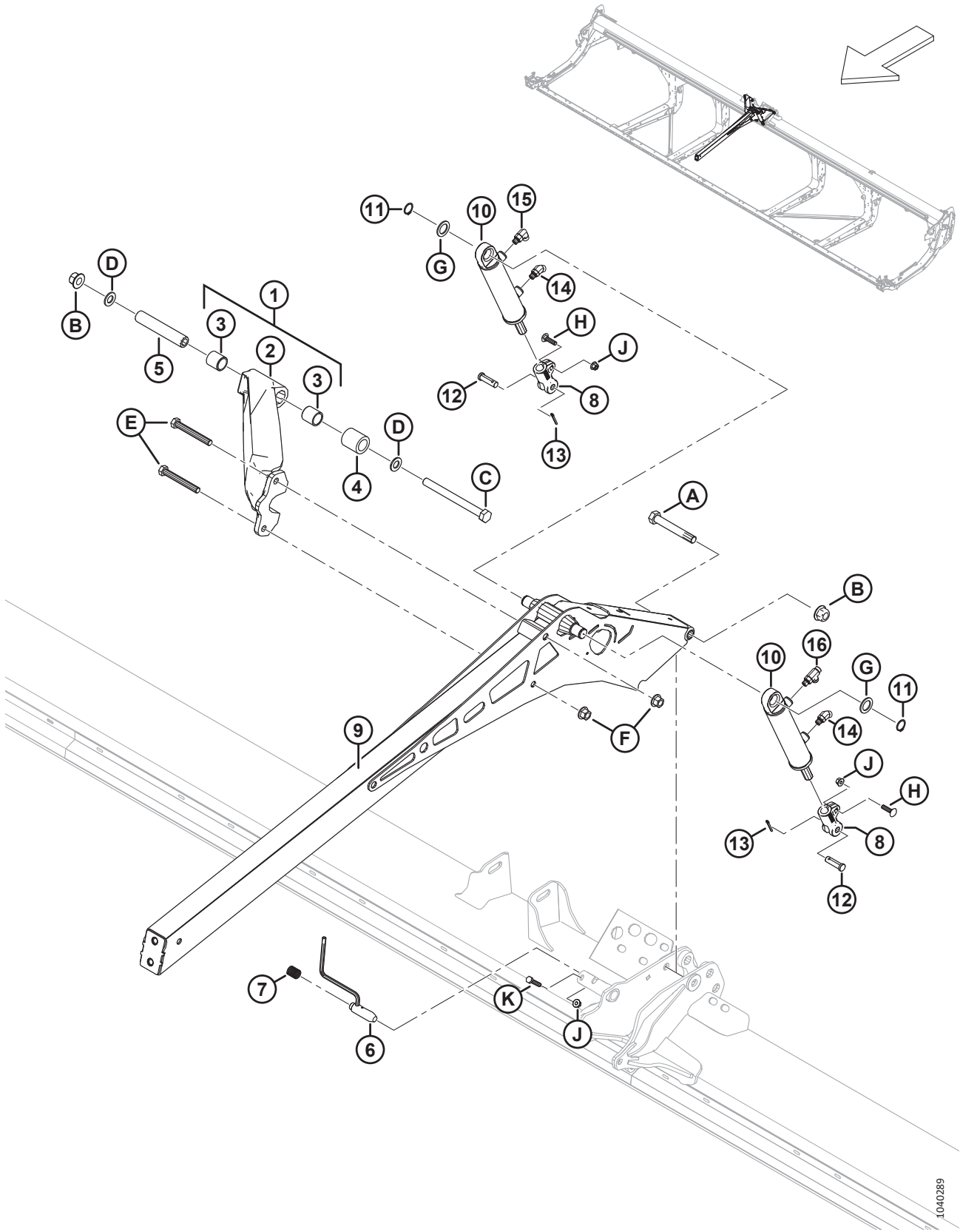
**KNIFE DRIVE BOX**

<b>Ref</b>	<b>Part Number</b>	<b>Description</b>	<b>Qty</b>	<b>Serial Number</b>
	286089	DRIVE – KNIFE		
1	286489	PLUG – BREATHER	1	
2	257089	EXTENSION	1	
3	286490	PLUG – LEVEL	1	
4	286485	CASTING – KNIFE DRIVE BOX <sup>106</sup>	1	
5	100721	PIVOT	1	
6	286483	YOKE	1	
7	100723	BUSHING – BRONZE	2	
8	100722	RING – RETAINING INTERNAL	2	
9	286488	PLUG – DRAIN	2	
10	252423	PLUG – DRAIN	2	
11	100726	BUSHING – STEEL	1	
12	286486	BUSHING – STEEL	1	
13	286445	SEAL – OIL	1	
14	100719	CAP – DUST	1	
15	100718	NUT – SPECIAL LOCK M30 X 1.5 CLASS 8.8	1	
16	100717	ASSEMBLY – BEARING (CUP AND CONE)	1	
17	100715	NUT – SPECIAL LOCK M55 X 2 CLASS 8.8	1	
18	100720	ASSEMBLY – BEARING (CUP AND CONE)	2	
19	113152	KIT – SHIM	1	
20	100710	SHAFT	1	
21	100714	BEARING – ASSEMBLY CUP AND CONE	1	
22	100712	O-RING – 2.62 X 40.95	1	
23	102629	SPACER	1	
24	102630	SEAL – OIL (DOUBLE LIP)	1	
25	100709	NUT – SPECIAL M40 X 1.5 CLASS 8.8	1	
26	139003	KIT – WOBBLE BOX TOOL <sup>107</sup>	A/R	
A	113153	SCREW – HEX SOC HD M10 X 1.5 X 50-8.8-BO		
B	257054	WASHER – COPPER		

106. The knife drive box casting includes top and bottom knife drive box castings and eight screws (MD #113153).

107. The kit includes large socket tool, small socket tool, and wobble box jig frame.

# 32 Reel Support Arm and Lift Cylinders – Center Arm, Double Reel



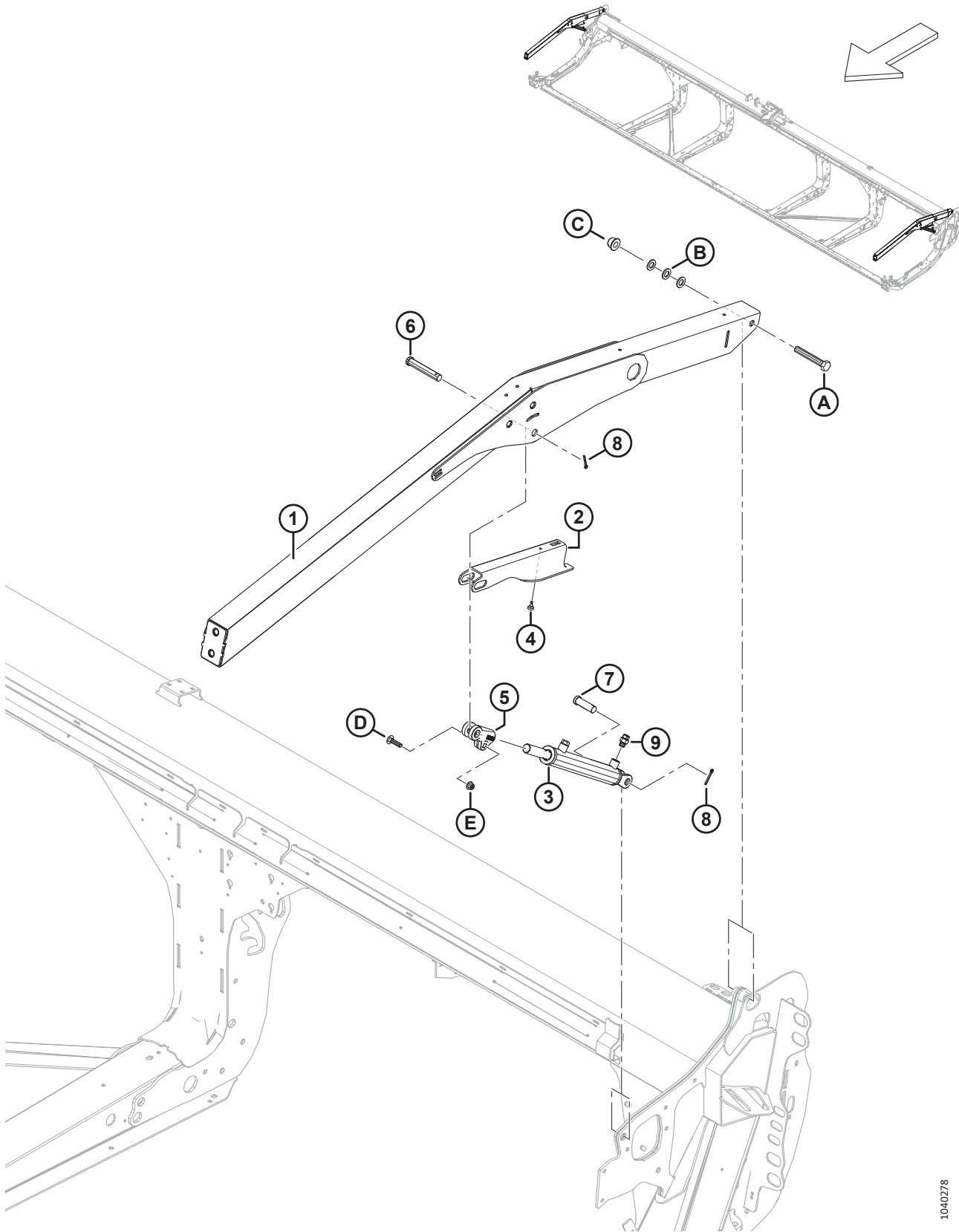
**REEL SUPPORT ARM AND LIFT CYLINDERS – CENTER ARM, DOUBLE REEL**

<b>Ref</b>	<b>Part Number</b>	<b>Description</b>	<b>Qty</b>	<b>Serial Number</b>
1	311627	BRACE – SUB ASSY C/W BUSHINGS <sup>108</sup>	1	
2	<b>NSS</b>	<b>BRACE – MACHINED</b> <sup>109</sup>	<b>1</b>	
3	311613	BUSHING	2	
4	311612	SPACER – BRACE REEL PIVOT	1	
5	311611	TUBE – PIVOT REEL BRACE	1	
6	273680	WELDT – PIN	1	
7	289880	SPRING – COMPRESSION	1	
8	273860	CLEVIS – CYL END MACHINED	2	
9	273795	ARM – CENTER WELDT	1	
10	273790	CYLINDER – HYD	2	
	311285	SEAL KIT		
11	30144	RING – EXT RETAINING	2	
12	18621	PIN – CLEVIS	2	
13	18648	PIN – COTTER 3/16 DIA X 1.25 ZP	2	
14	136144	FITTING – ELBOW 45° HYD	2	
	50219	O-RING – 1.98 X 11.89		
	135865	O-RING – 1.78 X 9.25		
15	136095	FITTING – ELBOW 90° HYD	1	
	50219	O-RING – 1.98 X 11.89		
	135865	O-RING – 1.78 X 9.25		
16	136240	FITTING – TEE HYD	1	
	50219	O-RING – 1.98 X 11.89		
	135865	O-RING – 1.78 X 9.25		
A	320196	BOLT – HEX HD M20 X 2.5 X 140-SPCL-10.9-ZINC		
B	136122	NUT – HEX FLG CTR LOC M20 X 2.5-10-AA1J		
C	252581	BOLT – HEX HD M20 X 2.5 X 220-10.9-AA1J		
D	136701	WASHER – NORDLOCK M20		
E	320168	BOLT – HEX HD M16 X 2 X 125-8.8-ZINC		
F	136440	NUT – HEX FLG CTR LK M16 X 2-10-AA1J		
G	156178	WASHER – THRUST		
H	152732	BOLT – RHSN M10 X 1.5 X 40-8.8-AA1J		
J	135799	NUT – HEX FLG CTR LOC M10 X 1.5-10		
K	30629	BOLT – HEX HD M10 X 1.5 X 50-8.8-A3L		

108. Includes machined brace (NSS) and two bushings (MD #311613).

109. Not sold separately; to service this part, order brace assembly complete with bushings (MD #311627).

### 33 Reel Support Arm and Lift Cylinders – Outer Arms, Double Reel

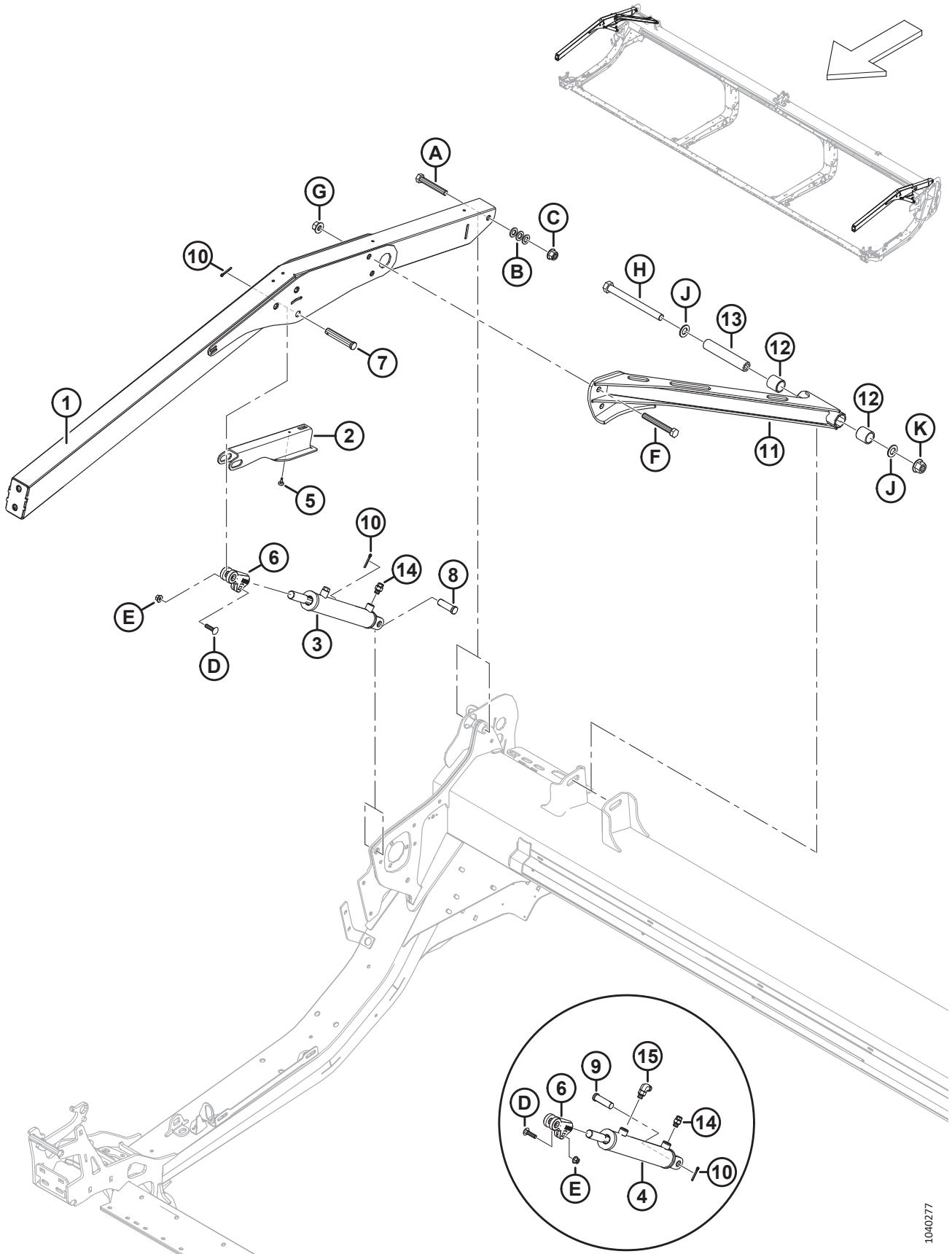


**REEL SUPPORT ARM AND LIFT CYLINDERS – OUTER ARMS, DOUBLE REEL**

<b>Ref</b>	<b>Part Number</b>	<b>Description</b>	<b>Qty</b>	<b>Serial Number</b>
1	311949	ARM – OUTER W/ DECAL <sup>110</sup>	2	
2	340191	SUPPORT – REEL PROP	2	
3	273787	CYLINDER – HYD	2	
	311284	SEAL KIT		
	174879	BREATHER – ORB #6		
4	273653	BUMPER – RUBBER	2	
5	228338	CLEVIS – CYL END MACHINED	2	
6	18629	PIN – CLEVIS	2	
7	18626	PIN – CLEVIS	2	
8	18648	PIN – COTTER 3/16 DIA X 1.25 ZP	4	
9	135778	FITTING – ADAPTER	2	
	50219	O-RING – 1.98 X 11.89		
	135865	O-RING – 1.78 X 9.25		
A	136310	BOLT – HEX HD M16 X 2 X 105-SPCL-8.8-AA1J		
B	184717	WASHER – FLAT REG M16-200HV-AA1J		
C	152520	NUT – HEX FLG TECH LK M16 X 2-10-AA1J		
D	152732	BOLT – RHSN M10 X 1.5 X 40-8.8-AA1J		
E	135799	NUT – HEX FLG CTR LOC M10 X 1.5-10		

110. Arm includes two reel entanglement hazard decals (MD #360541).

# 34 Reel Support Arm and Lift Cylinders – Outer Arms, Single Reel





**REEL SUPPORT ARM AND LIFT CYLINDERS – OUTER ARMS, SINGLE REEL**

Ref	Part Number	Description	Qty	Serial Number
1	360035	ASSY – SR OUTER ARM W/ DECAL <sup>111</sup>	2	
2	340191	SUPPORT – REEL PROP	2	
3	273788	CYLINDER – HYD (RH) <sup>112</sup>	1	
	323687	SEAL KIT		
	174879	BREATHER – ORB #6		
4	273789	CYLINDER – HYD (LH) <sup>112</sup>	1	
	323688	SEAL KIT		
5	273653	BUMPER – RUBBER	2	
6	228338	CLEVIS – CYL END MACHINED	2	
7	18629	PIN – CLEVIS	2	
8	18626	PIN – CLEVIS (RH) <sup>113</sup>	1	
9	322970	PIN – CLEVIS 3/4 X 1-31/32 (LH) <sup>113</sup>	1	
10	18648	PIN – COTTER 3/16 DIA X 1.25 ZP	4	
11	340648	BRACE – SR W/ BUSHINGS <sup>114</sup>	1	
12	311613	BUSHING	2	
13	311611	TUBE – PIVOT REEL BRACE	1	
14	135778	FITTING – ADAPTER	2	
	50219	O-RING – 1.98 X 11.89		
	135865	O-RING – 1.78 X 9.25		
15	136095	FITTING – ELBOW 90° HYD <sup>115</sup>	1	
	50219	O-RING – 1.98 X 11.89		
	135865	O-RING – 1.78 X 9.25		
A	136310	BOLT – HEX HD M16 X 2 X 105-SPCL-8.8-AA1J		
B	184717	WASHER – FLAT REG M16-200HV-AA1J		
C	152520	NUT – HEX FLG TECH LK M16 X 2-10-AA1J		
D	152732	BOLT – RHSN M10 X 1.5 X 40-8.8-AA1J		
E	135799	NUT – HEX FLG CTR LOC M10 X 1.5-10		
F	320168	BOLT – HEX HD M16 X 2 X 125-8.8-AA1J		
G	136440	NUT – HEX FLG CTR LK M16 X 2-10-AA1J		
H	252581	BOLT – HEX HD M20 X 2.5 X 220-10.9-AA1J		

111. Arm includes two reel entanglement hazard decals (MD #360541).

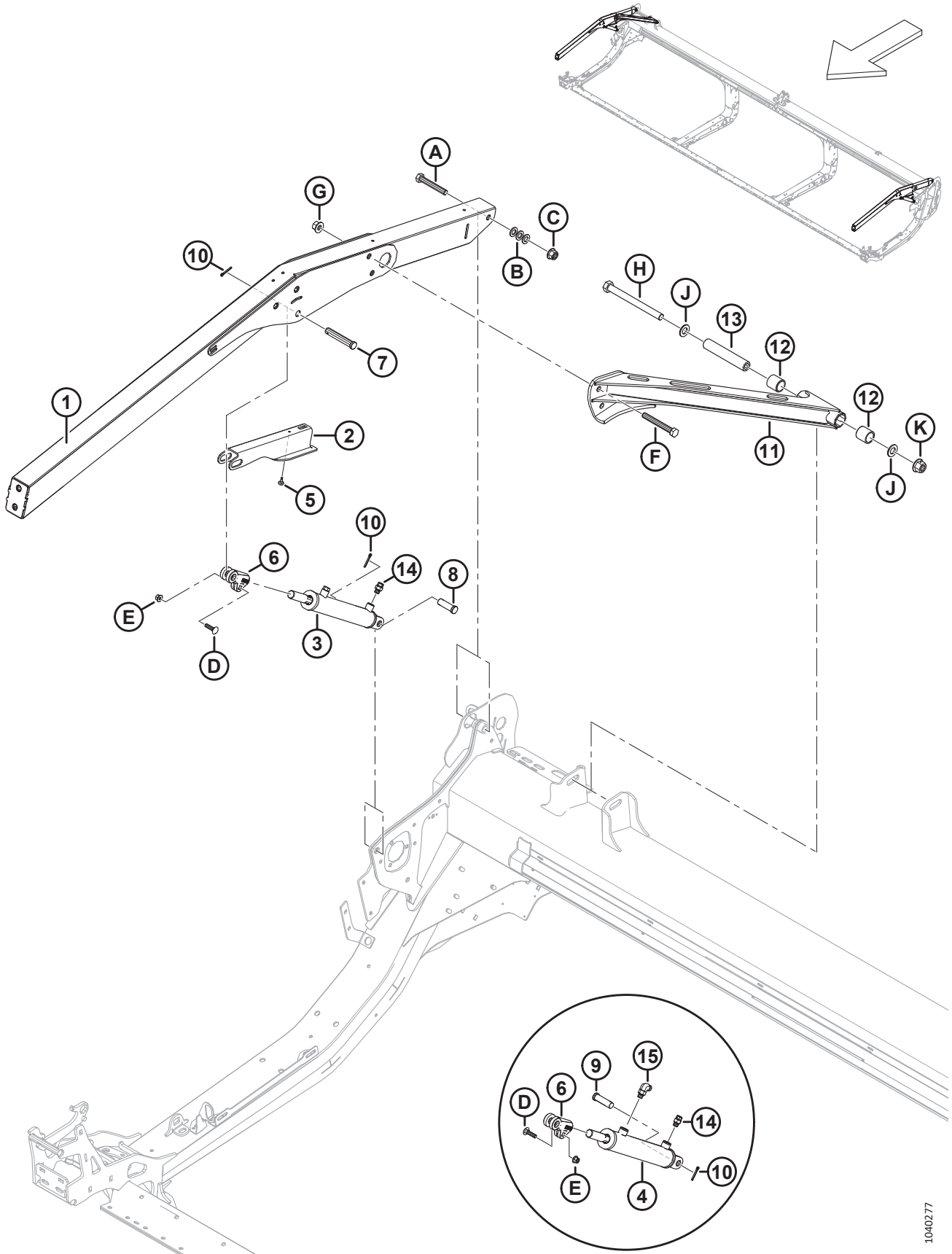
112. For RH cylinder (MD #273788), order seal kit (MD #323687); for LH cylinder (MD #273789), order seal kit (MD #323688).

113. To secure the RH cylinder to the right endsheet, use clevis pin (MD #18626); to secure the LH cylinder to the left endsheet, use clevis pin (MD #322970).

114. The brace includes two bushings (MD #311613).

115. Used on the left cylinder only.

REEL SUPPORT ARM AND LIFT CYLINDERS – OUTER ARMS, SINGLE REEL

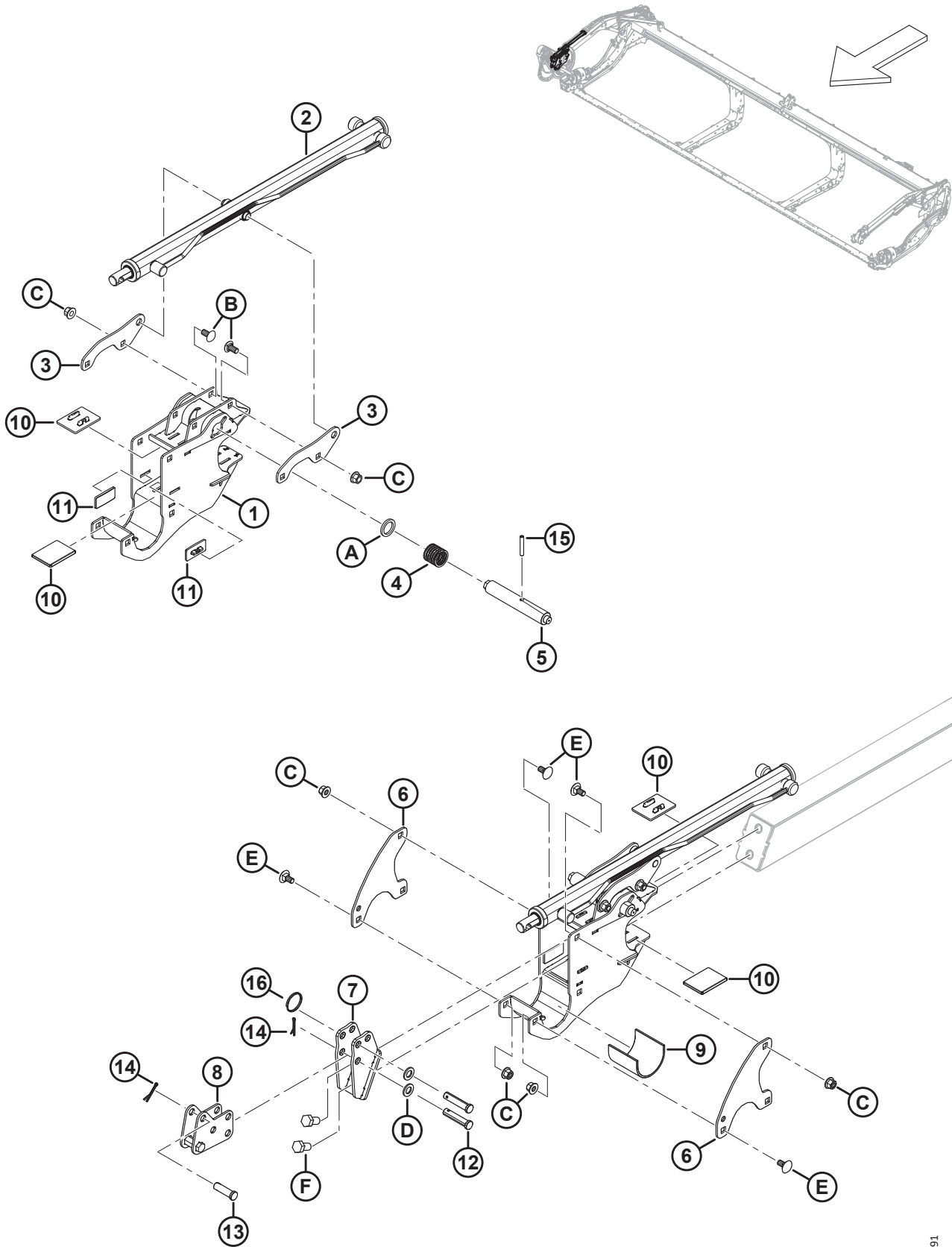


1040277

REEL SUPPORT ARM AND LIFT CYLINDERS – OUTER ARMS, SINGLE REEL

Ref	Part Number	Description	Qty	Serial Number
J	136701	WASHER – NORDLOCK M20		
K	136122	NUT – HEX FLG CTR LOC M20 X 2.5-10-AA1J		

# 35 Reel Arm Components – Right Arm, Single Reel



**REEL ARM COMPONENTS – RIGHT ARM, SINGLE REEL**

<b>Ref</b>	<b>Part Number</b>	<b>Description</b>	<b>Qty</b>	<b>Serial Number</b>
1	340224	SUPPORT – REEL C/W DECAL	1	
2	273283	CYLINDER – FORE AFT <sup>116</sup>	1	
	313964	SEAL KIT		
3	273138	LUG	2	
4	273861	SPRING – COMP - LEFT HAND HELIX	1	
5	273278	PIN – CAM LATCH, DRIVES RH	1	
6	273122	PLATE – REEL RETAINER	2	
7	311237	SUPPORT – FRONT ANCHOR WELDT	1	
8	311238	ANCHOR – FORE AFT SUB WELDT	1	
9	228381	SLEEVE – REEL HUB SUPPORT	1	
10	273831	PAD – REEL DRIVE WEAR	4	
11	273777	PAD – REEL DRIVE WEAR	2	
12	18704	PIN – CLEVIS, 15 MM X 68 MM OAL	2	
13	18621	PIN – CLEVIS, 15 MM X 50 MM OAL	1	
14	18607	PIN – COTTER 5/32 DIA X 1.5 ZP	2	
15	16681	PIN – SPRING 5/16 DIA X 2.0 LG	1	
16	320207	RING – SPLIT	1	
A	273304	WASHER – CAM LATCH		
B	152439	BOLT – RHSSN M12 X 1.75 X 25-8.8-AA1J		
C	136431	NUT – HEX FLG CTR LOC M12 X 1.75-10		
D	184717	WASHER – FLAT REG M16-200HV-AA1J		
E	135903	BOLT – RHSN M12 X 1.75 X 25-8.8-ZINC		
F	136143	BOLT – HEX HD TFL M16 X 2 X 30-10.9-AA1J		

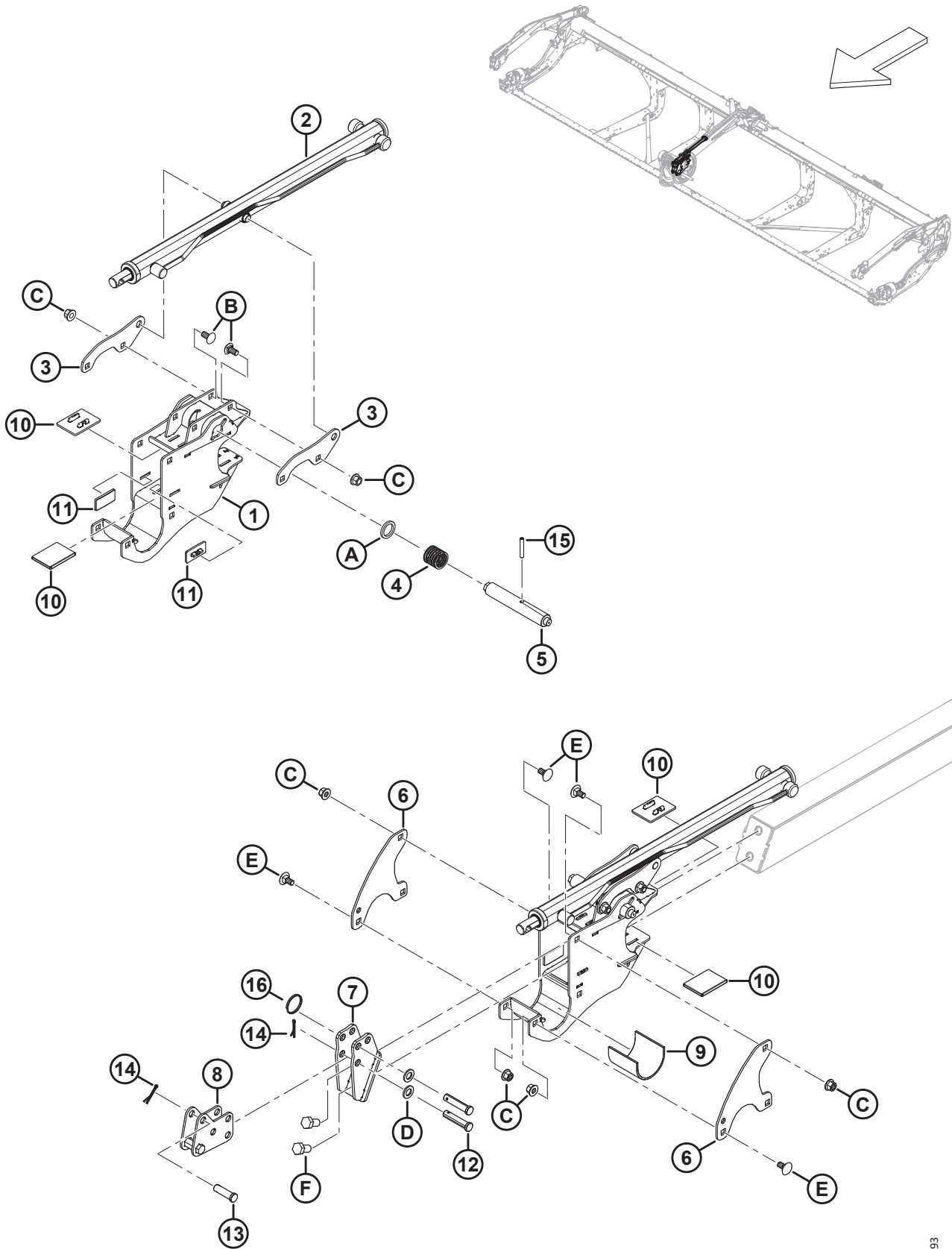
116. Right arm, single reel only.



**REEL ARM COMPONENTS – RIGHT ARM, DOUBLE REEL**

<b>Ref</b>	<b>Part Number</b>	<b>Description</b>	<b>Qty</b>	<b>Serial Number</b>
1	340224	SUPPORT – REEL CENTER C/W DECAL	1	
2	273284	CYLINDER – FORE AFT (RIGHT ARM ONLY)	1	
	313964	SEAL KIT		
3	273138	LUG	2	
4	273861	SPRING – COMP - LEFT HAND HELIX	1	
5	273281	PIN – CAM LATCH RH CAMS	1	
6	273122	PLATE – REEL RETAINER	2	
7	311237	SUPPORT – FRONT ANCHOR WELDT	1	
8	311238	ANCHOR – FORE AFT SUB WELDT	1	
9	228381	SLEEVE – REEL HUB SUPPORT	1	
10	273831	PAD – REEL DRIVE WEAR	4	
11	273777	PAD – REEL DRIVE WEAR	2	
12	18704	PIN – CLEVIS, 15 MM X 68 MM OAL	2	
13	18621	PIN – CLEVIS, 15 MM X 50 MM OAL	1	
14	18607	PIN – COTTER 5/32 DIA X 1.5 ZP	3	
15	16681	PIN – SPRING 5/16 DIA X 2.0 LG	1	
16	320207	RING – SPLIT	1	
A	273304	WASHER – CAM LATCH		
B	152439	BOLT – RHSSN M12 X 1.75 X 25-8.8-AA1J		
C	136431	NUT – HEX FLG CTR LOC M12 X 1.75-10		
D	184717	WASHER – FLAT REG M16-200HV-AA1J		
E	135903	BOLT – RHSN M12 X 1.75 X 25-8.8-ZINC		
F	136143	BOLT – HEX HD TFL M16 X 2 X 30-10.9-AA1J		

### 37 Reel Arm Components – Center Arm, Double Reel

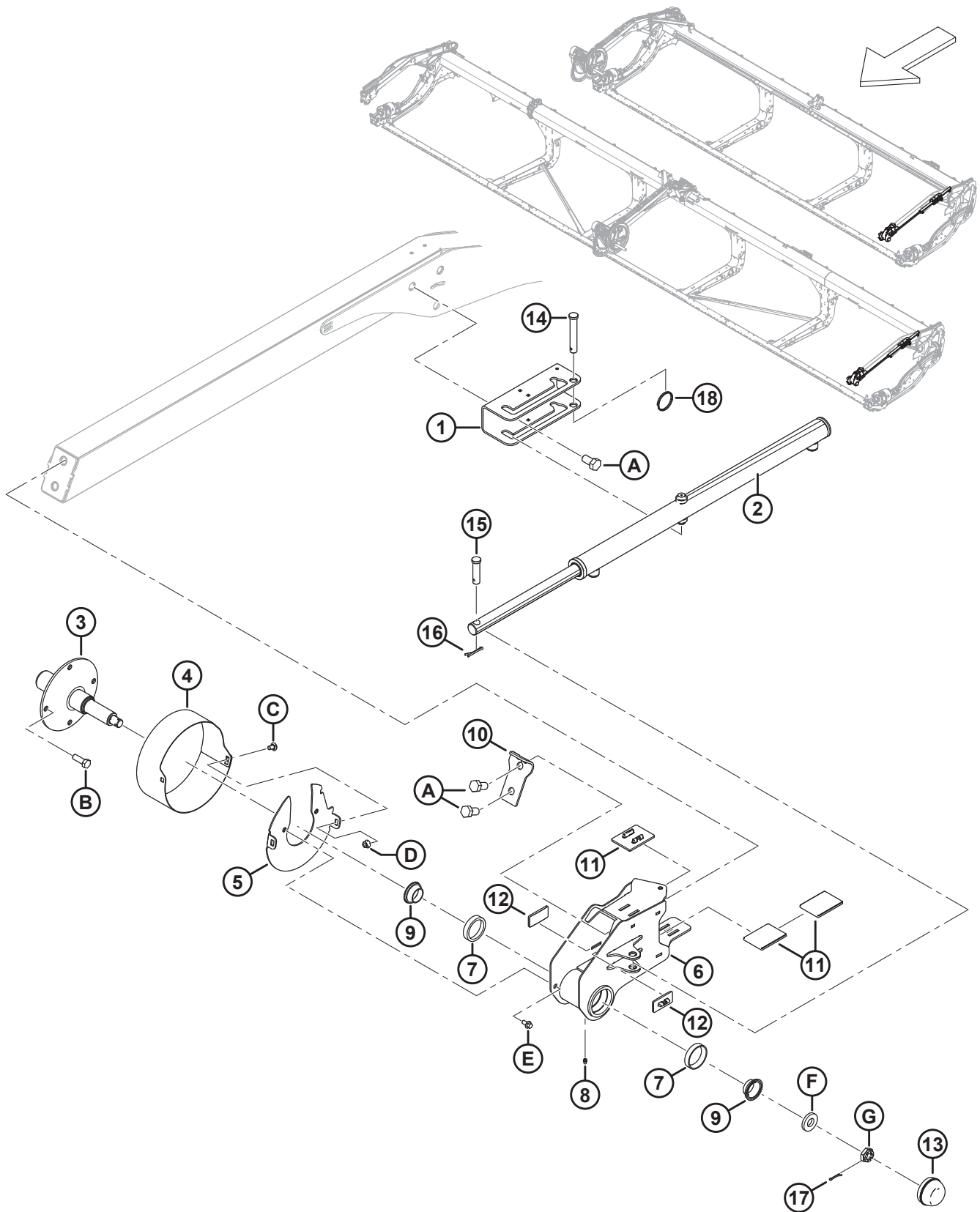




**REEL ARM COMPONENTS – CENTER ARM, DOUBLE REEL**

<b>Ref</b>	<b>Part Number</b>	<b>Description</b>	<b>Qty</b>	<b>Serial Number</b>
1	340224	SUPPORT – REEL CENTER C/W DECAL	1	
2	273283	CYLINDER – FORE AFT	1	
	313964	SEAL KIT		
3	273138	LUG	2	
4	273861	SPRING – COMP - LEFT HAND HELIX	1	
5	273278	PIN – CAM LATCH-DRIVES AND RH CTR	1	
6	273122	PLATE – REEL RETAINER	2	
7	311237	SUPPORT – FRONT ANCHOR WELDT	1	
8	311238	ANCHOR – FORE AFT SUB WELDT	1	
9	228381	SLEEVE – REEL HUB SUPPORT	1	
10	273831	PAD – REEL DRIVE WEAR	4	
11	273777	PAD – REEL DRIVE WEAR	2	
12	18704	PIN – CLEVIS, 15 MM X 68 MM OAL	2	
13	18621	PIN – CLEVIS, 15 MM X 50 MM OAL	1	
14	18607	PIN – COTTER 5/32 DIA X 1.5 ZP	3	
15	16681	PIN – SPRING 5/16 DIA X 2.0 LG	1	
16	320207	RING – SPLIT	1	
A	273304	WASHER – CAM LATCH		
B	152439	BOLT – RHSSN M12 X 1.75 X 25-8.8-AA1J		
C	136431	NUT – HEX FLG CTR LOC M12 X 1.75-10		
D	184717	WASHER – FLAT REG M16-200HV-AA1J		
E	135903	BOLT – RHSN M12 X 1.75 X 25-8.8-ZINC		
F	136143	BOLT – HEX HD TFL M16 X 2 X 30-10.9-AA1J		

# 38 Reel Arm Components – Left Arm



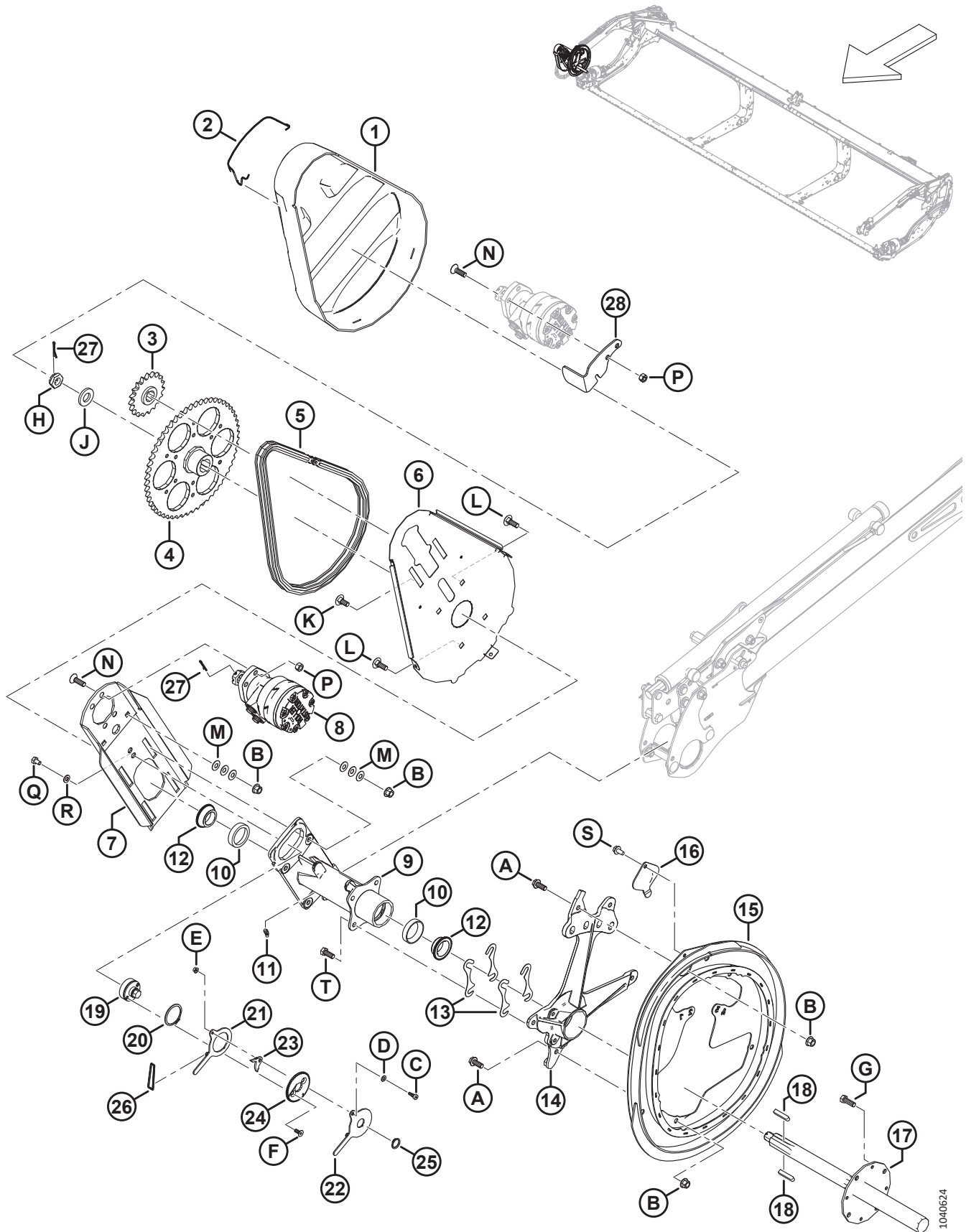
1040298

**REEL ARM COMPONENTS – LEFT ARM**

<b>Ref</b>	<b>Part Number</b>	<b>Description</b>	<b>Qty</b>	<b>Serial Number</b>
1	273637	BRACKET – CYLINDER MOUNT	1	
2	273284	CYLINDER – FORE AFT	1	
	313964	SEAL KIT		
3	228322	SHAFT – TAIL MACHINED	1	
4	273309	SHIELD – LH REEL TAIL END	1	
5	311632	DISC – WELDMENT	1	
6	273772	TAIL END REEL SUPPORT – C/W CUPS <sup>117</sup>	1	
7	164215	BEARING – CUP ROLLER	2	
8	18671	FITTING – LUBE 1/4 - 28 UNF	1	
9	164216	BEARING – CONE C/W SEAL	2	
10	311359	PLATE – STOP REEL	1	
11	273831	PAD – REEL DRIVE WEAR	3	
12	273777	PAD – REEL DRIVE WEAR	2	
13	30520	CAP – DUST	1	
14	19958	PIN – CLEVIS	1	
15	103879	PIN – CLEVIS	1	
16	18607	PIN – COTTER 5/32 DIA X 1.5 ZP	2	
17	18605	PIN – COTTER 1/8 DIA X 1 ZP	1	
18	320207	RING – SPLIT	1	
A	136143	BOLT – HEX HD TFL M16 X 2 X 30-10.9-AA1J		
B	152730	BOLT – HEX HD TFL M12 X 1.75 X 35-10.9-AA1J		
C	191489	BOLT – RHSSN TFL M8 X 1.25 X 16-8.8-AA1J		
D	135337	NUT – HEX FLG CTR LK M8 X 1.25-8-AA1J		
E	136485	BOLT – HEX FLG HD TFL M8 X 1.25 X 16-8.8-AA1J		
F	16235	WASHER – FLAT		
G	136445	NUT – HEX SLTD FINE M20 X 1.5-SPCL-22HA-ZINC		

117. The tail end reel support includes lube fitting (MD #18671) and two cup roller bearings (MD #164215).

# 39 Reel Drive – Single Reel



**REEL DRIVE – SINGLE REEL**

<b>Ref</b>	<b>Part Number</b>	<b>Description</b>	<b>Qty</b>	<b>Serial Number</b>
1	228614	COVER – REEL DRIVE SR	1	
2	228611	SPRING – REEL DRIVE COVER	1	
3	273875	SPROCKET – RC 60, 19 TOOTH	1	
4	228299	SPROCKET – MACHINING 56 TOOTH	1	
5	273907	CHAIN – RC 60 ENDLESS 76 LINKS	1	
	273963	CHAIN – RC C/W CONNECTOR 76 LINKS	OPT	
6	228604	SUPPORT – REEL DRIVE BACKPLATE	1	
7	360144	PLATE – MOTOR MOUNT W/ GRAPHITE	1	
8	273258	MOTOR – HYD-15.9 CU.IN. 506 SERIES <sup>118</sup>	1	
	273259	SEAL KIT <sup>119</sup>		
	273078	MOTOR – HYD-260 CC HIGH CAPACITY BEARING <sup>120</sup>	OPT	
	311620	SEAL KIT <sup>121</sup>		
	137375	NUT – SLTD JAM 1.0-20 UNEF		
9	273758	HUB – REEL DRIVE <sup>122</sup>	1	
10	164214	BEARING – CUP	2	
11	21301	FITTING – LUBRICATION	1	
12	164213	BEARING – CONE C/W SEAL	2	
13	164061	SHIM – HUB TO CAM	4	
14	228292	SUPPORT – CAM MACHINING	1	
15	273926	CAM – WELDMENT	1	
16	137476	COVER – CAM BEARING ACCESS	1	
17	228301	SHAFT – REEL DRIVE MACHINED	1	
18	137721	KEY – REEL DRIVE SHAFT	2	
19	228460	TIGHTENER – CHAIN	1	
20	111521	RING – RETAINING	1	
21	228478	ARM – INNER	1	
22	228479	ARM – OUTER	1	
23	228485	LATCH	1	
24	228477	DISC – LOCK	1	
25	191353	RING – RETAINING EXTERNAL	1	
26	136882	O-RING – 3.5 X 40.5	1	
27	18607	PIN – COTTER 5/32 DIA X 1.5 ZP	2	
28	360186	RETAINER – COVER	1	

118. Standard factory-installed motor.

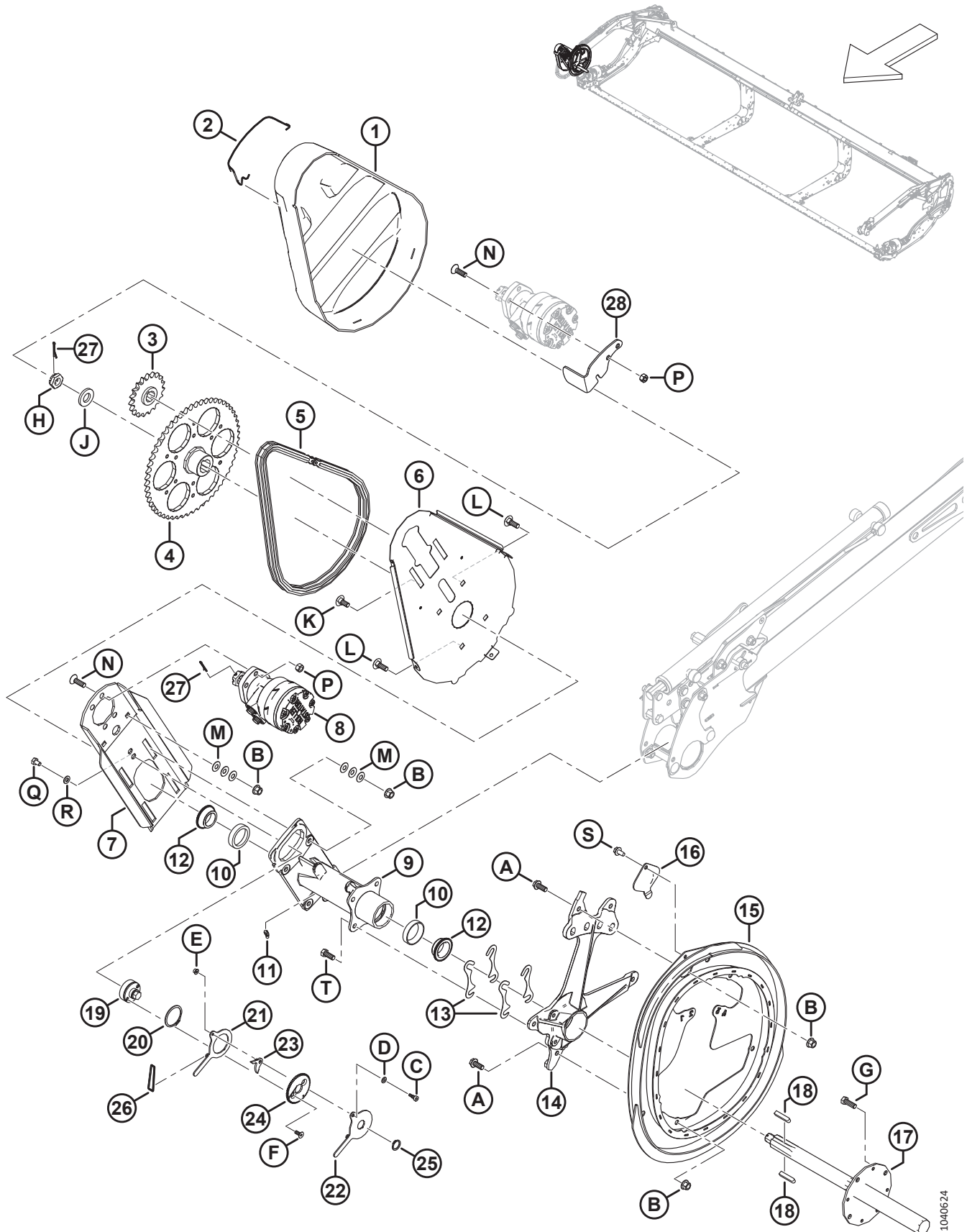
119. Seal kit for standard motor (273258).

120. Optional high capacity motor for high reel loads.

121. Seal kit for optional high capacity motor (273078).

122. Hub includes two cup bearings (MD #164214) and lubrication fitting (MD #21301).

REEL DRIVE – SINGLE REEL

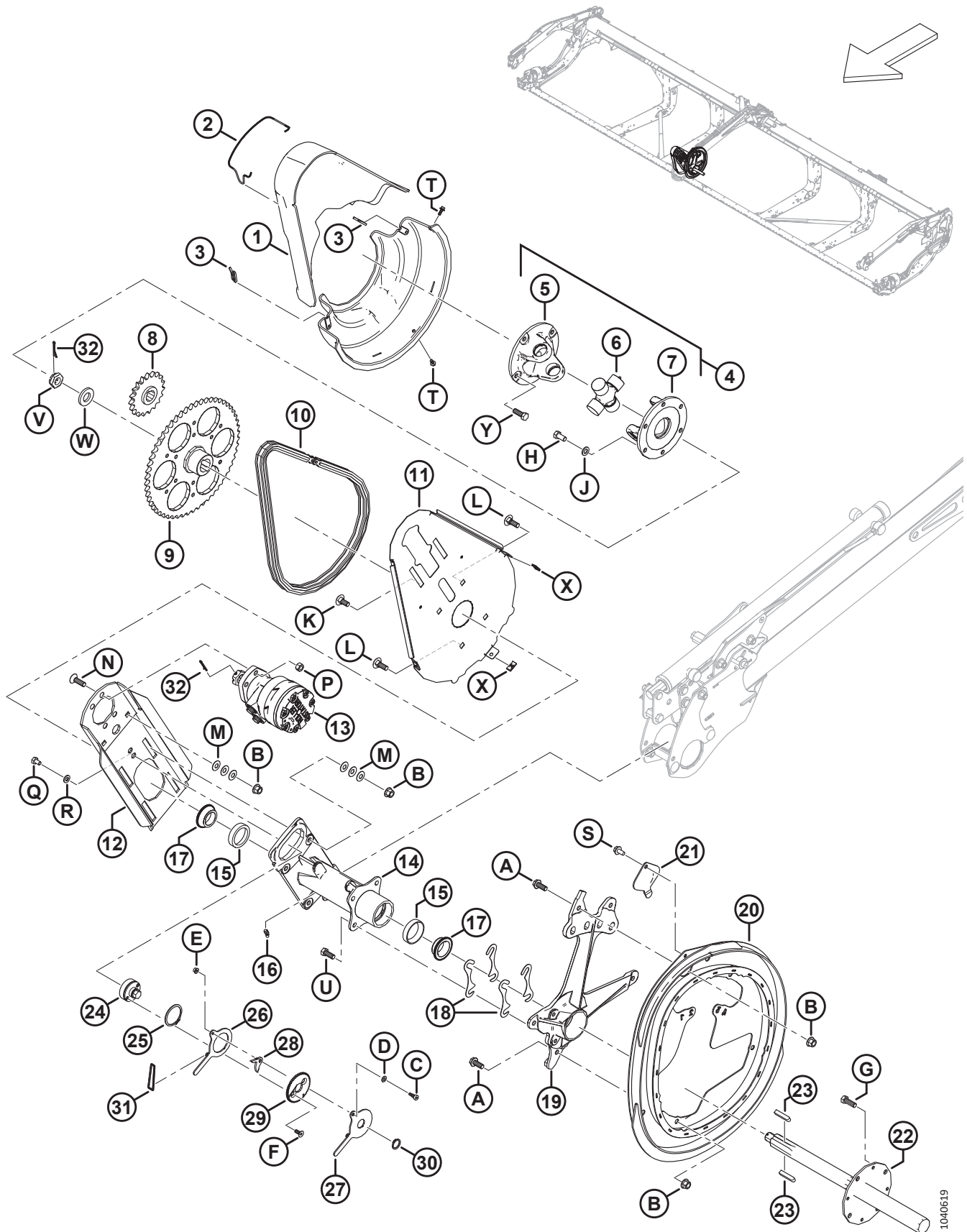


1040624

**REEL DRIVE – SINGLE REEL**

<b>Ref</b>	<b>Part Number</b>	<b>Description</b>	<b>Qty</b>	<b>Serial Number</b>
A	320180	BOLT – HEX FLG HD M12 X 1.75 X 30-SPCL-8.8-AA1J		
B	136431	NUT – HEX FLG CTR LOC M12 X 1.75-10		
C	197135	SCREW – HEX SOC HD SHLDR M8 X 10		
D	184708	WASHER – FLAT M8-200HV-AA1J		
E	152668	NUT – HEX FLG CTR LOC M6 X 1-8		
F	136592	SCREW – HEX SOC CSK HD TFL M8 X 1.25 X 20-8.8-ZINC		
G	152730	BOLT – HEX HD TFL M12 X 1.75 X 35-10.9-AA1J		
H	136446	NUT – HEX SLTD FINE M24 X 1.5-SPCL-22HA-ZINC		
J	31774	WASHER – FLAT 1-1/8-30HRC-ACOC		
K	184667	BOLT – RHSN M12 X 1.75 X 30-8.8-ZINC		
L	136291	BOLT – RHSN TFL M12 X 1.75 X 35-8.8-ZINC		
M	136702	WASHER – CON SPRING M12-ZINC		
N	136401	SCREW – CSK HEX SOC M12 X 1.75 X 40-10.9-AA1J		
P	136759	NUT – HEX CTR LOC M12 X 1.75-8-AA1J		
Q	136842	BOLT – HEX HD TFL M10 X 1.5 X 16-8.8-ZINC		
R	30655	WASHER – HARD M10-340HV-ABOC		
S	136209	SCREW – HEX WSHR M10 X 1.5X20-450HV		
T	30630	BOLT – HEX HD TFL M12 X 1.75 X 30-8.8-A3L		

# 40 Reel Drive – Double Reel





**REEL DRIVE – DOUBLE REEL**

<b>Ref</b>	<b>Part Number</b>	<b>Description</b>	<b>Qty</b>	<b>Serial Number</b>
1	228619	COVER SET – CENTER REEL DRIVE <sup>123</sup>	1	
2	228611	SPRING – REEL DRIVE COVER	1	
3	228848	CLIP – COVER DUAL REEL DRIVE	2	
4	228382	REEL DRIVE U-JOINT <sup>124</sup>	1	
5	228384	YOKE – FLANGE 4 BOLT	1	
6	137825	CROSS JOURNAL ASSEMBLY	1	
7	228385	YOKE – FLANGE 6 BOLT	1	
8	273875	SPROCKET – RC 60, 19 TOOTH	1	
9	228299	SPROCKET – MACHINING 56 TOOTH	1	
10	273907	CHAIN – RC 60 ENDLESS 76 LINKS	1	
	273963	CHAIN – RC C/W CONNECTOR 76 LINKS	OPT	
11	228604	SUPPORT – REEL DRIVE BACKPLATE	1	
12	340216	PLATE – MOTOR MOUNT W/ GRAPHITE	1	
13	273258	MOTOR – HYD-15.9 CU.IN. 506 SERIES <sup>125</sup>	1	
	273259	SEAL KIT <sup>126</sup>		
	273078	MOTOR – HYD-260 CC HIGH CAPACITY BEARING <sup>127</sup>	OPT	
	311620	SEAL KIT <sup>128</sup>		
	137375	NUT – SLTD JAM 1.0-20 UNEF		
14	273758	HUB – REEL DRIVE <sup>129</sup>	1	
15	164214	BEARING – CUP	2	
16	21301	FITTING – LUBRICATION	1	
17	164213	BEARING – CONE C/W SEAL	2	
18	164061	SHIM – HUB TO CAM	4	
19	228292	SUPPORT – CAM MACHINING	1	
20	273926	CAM – WELDMENT	1	
21	137476	COVER – CAM BEARING ACCESS	1	
22	228301	SHAFT – REEL DRIVE MACHINED	1	
23	137721	KEY – REEL DRIVE SHAFT	2	
24	228460	TIGHTENER – CHAIN	1	
25	111521	RING – RETAINING	1	
26	228478	ARM – INNER	1	
27	228479	ARM – OUTER	1	

123. Set includes upper and lower drive reel covers.

124. U-joint includes cross journal assembly (MD #137825), four bolt flange yoke (MD #228384), and six bolt flange yoke (MD #228385).

125. Standard factory-installed motor.

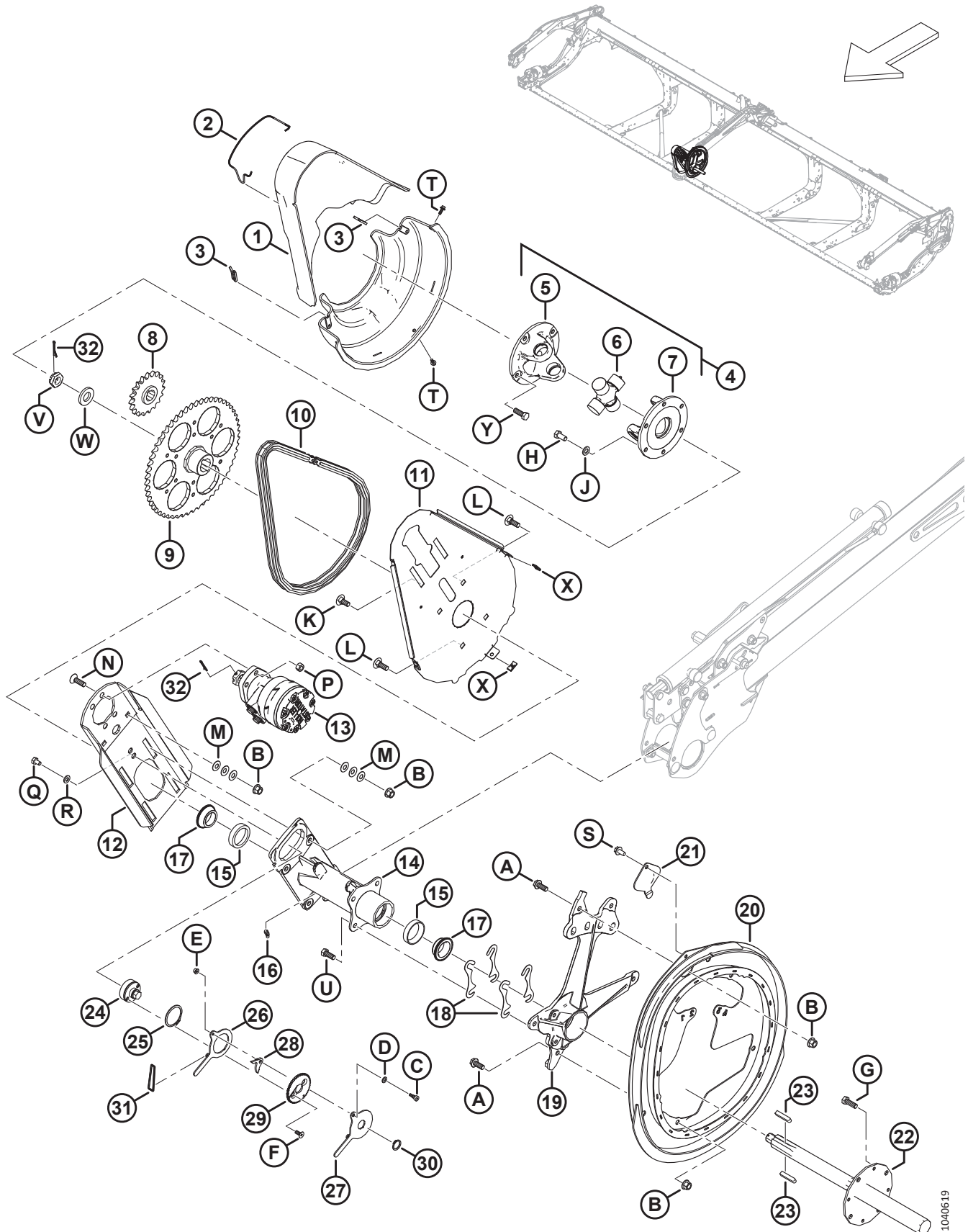
126. Seal kit for standard motor (MD #273258).

127. Optional high capacity motor for high reel loads.

128. Seal kit for optional high capacity motor (MD #273078).

129. Hub includes two cup bearings (MD #164214) and lubrication fitting (MD #21301).

REEL DRIVE – DOUBLE REEL

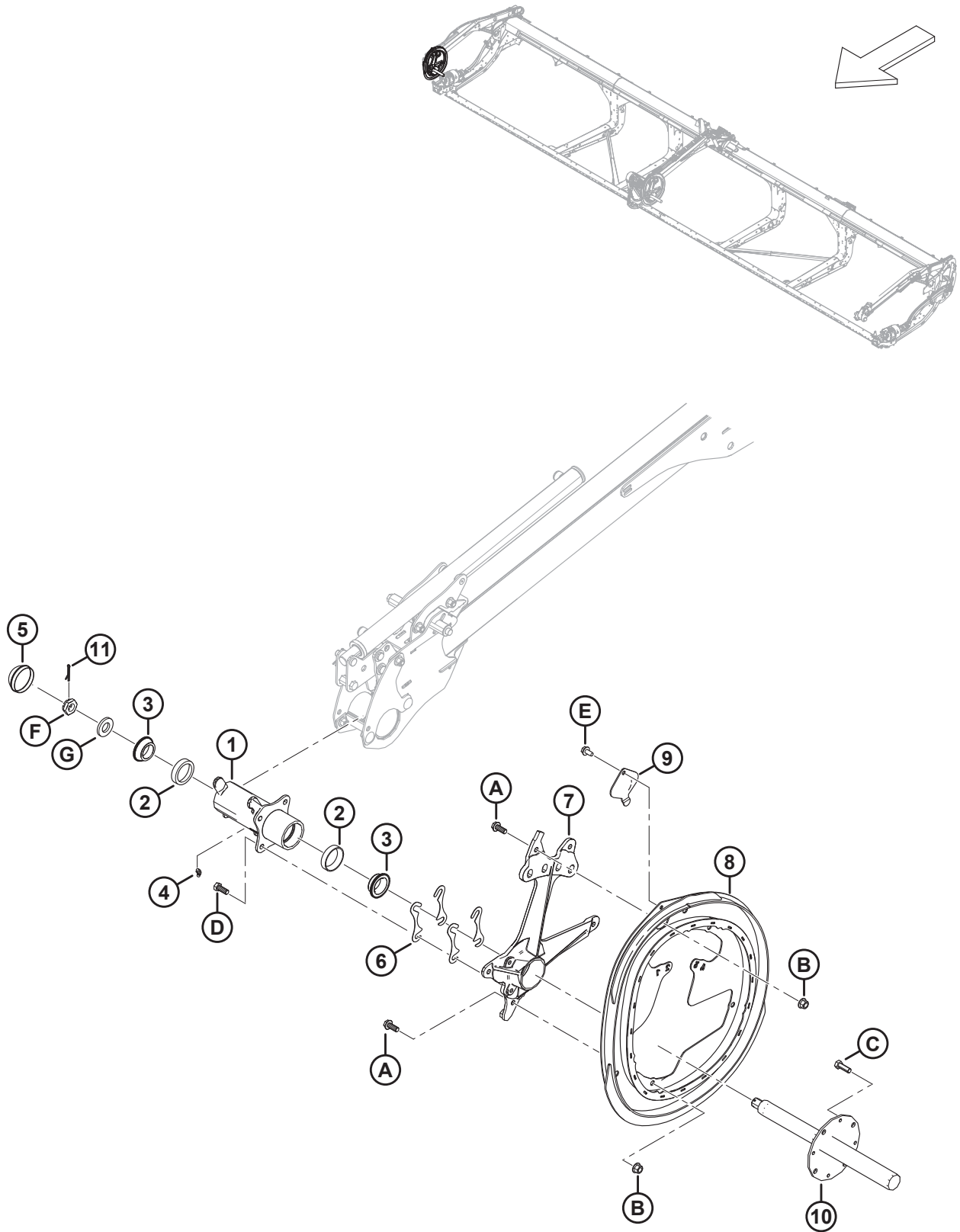


1040619

**REEL DRIVE – DOUBLE REEL**

<b>Ref</b>	<b>Part Number</b>	<b>Description</b>	<b>Qty</b>	<b>Serial Number</b>
28	228485	LATCH	1	
29	228477	DISC – LOCK	1	
30	191353	RING – RETAINING EXTERNAL	1	
31	136882	O-RING – 3.5 X 40.5	1	
32	18607	PIN – COTTER 5/32 DIA X 1.5 ZP	2	
A	320180	BOLT – HEX FLG HD M12 X 1.75 X 30-SPCL-8.8-AA1J		
B	136431	NUT – HEX FLG CTR LOC M12 X 1.75-10		
C	197135	SCREW – HEX SOC HD SHLDR M8 X 10		
D	184708	WASHER – FLAT M8-200HV-AA1J		
E	152668	NUT – HEX FLG CTR LOC M6 X 1-8		
F	136592	SCREW – HEX SOC CSK HD TFL M8 X 1.25 X 20-8.8-ZINC		
G	152730	BOLT – HEX HD TFL M12 X 1.75 X 35-10.9-AA1J		
H	50155	BOLT – HEX HD TFL M12 X 1.75 X 25-8.8-AA1J		
J	184714	WASHER – FLAT REG M12-300HV		
K	184667	BOLT – RHSN M12 X 1.75 X 30-8.8-ZINC		
L	136291	BOLT – RHSN TFL M12 X 1.75 X 35-8.8-ZINC		
M	136702	WASHER – CON SPRING M12-ZINC		
N	136401	SCREW – CSK HEX SOC M12 X 1.75 X 40-10.9-AA1J		
P	136759	NUT – HEX CTR LOC M12 X 1.75-8-AA1J		
Q	136842	BOLT – HEX HD TFL M10 X 1.5 X 16-8.8-ZINC		
R	30655	WASHER – HARD M10-340HV-ABOC		
S	136209	SCREW – HEX WSHR M10 X 1.5X20-450HV		
T	135959	BOLT – HEX FLG HD M6 X 1 X 16-10.9-AA1J		
U	30630	BOLT – HEX HD TFL M12 X 1.75 X 30-8.8-A3L		
V	136446	NUT – HEX SLTD FINE M24 X 1.5-SPCL-22HA-ZINC		
W	31774	WASHER – FLAT 1-1/8-30HRC-ACOC		
X	136443	NUT – SPRING "U" TYPE M6 X 1		
Y	152730	BOLT – HEX HD TFL M12 X 1.75 X 35-10.9-AA1J		

# 41 Reel Cam Components – Right Arm, Double Reel

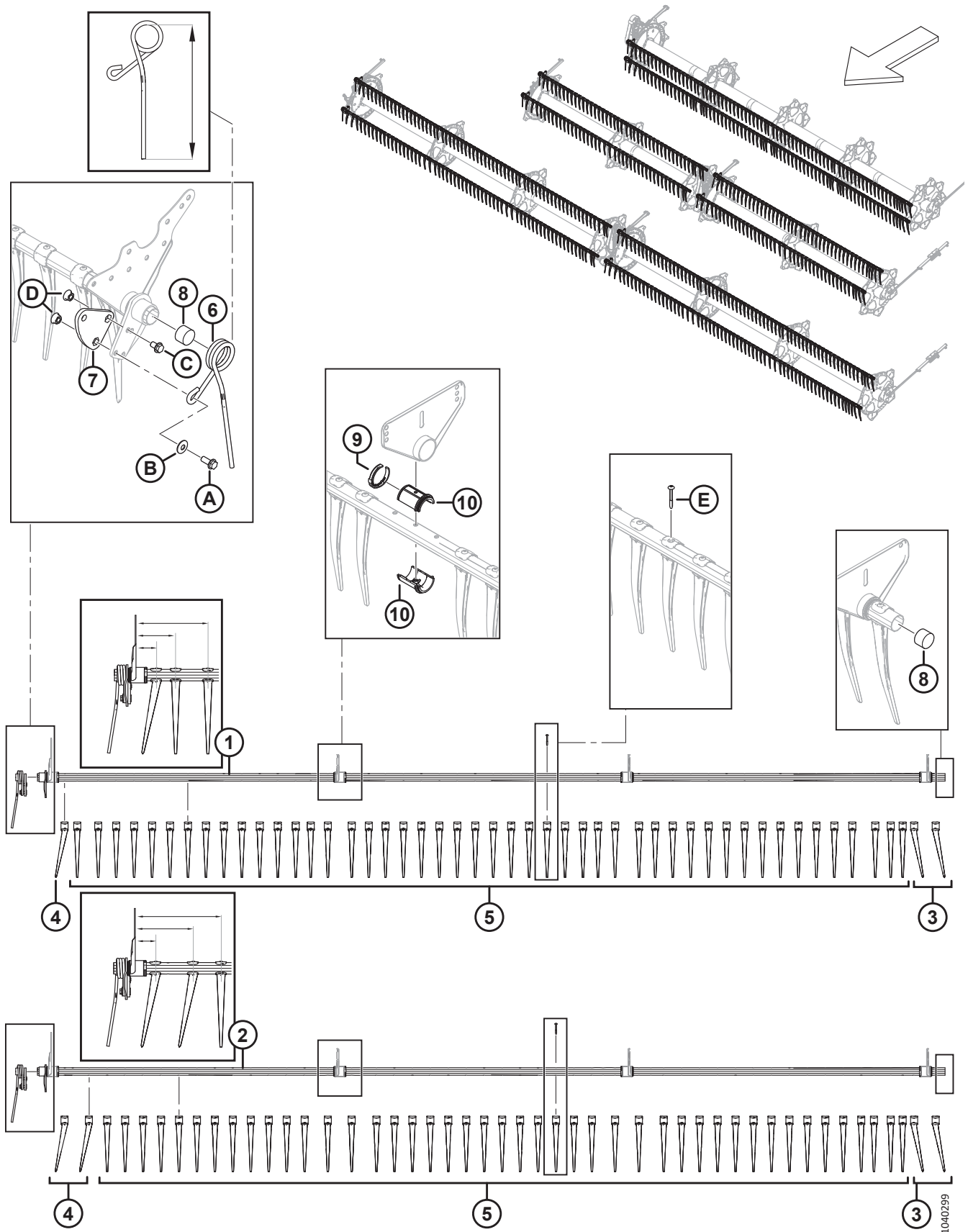


**REEL CAM COMPONENTS – RIGHT ARM, DOUBLE REEL**

<b>Ref</b>	<b>Part Number</b>	<b>Description</b>	<b>Qty</b>	<b>Serial Number</b>
1	273759	HUB ASSEMBLY – RH CAM <sup>130</sup>	1	
2	164214	BEARING – CUP	2	
3	164213	BEARING – CONE C/W SEAL	2	
4	21301	FITTING – LUBRICATION	1	
5	140250	CAP – DUST	1	
6	164061	SHIM – HUB TO CAM	4	
7	228292	SUPPORT – CAM MACHINING	1	
8	273926	CAM – WELDMENT	1	
9	137476	COVER – CAM BEARING ACCESS	1	
10	228302	SHAFT – MACHINED RH REEL	1	
11	18607	PIN – COTTER 5/32 DIA X 1.5 ZP	1	
A	320180	BOLT – HEX FLG HD M12 X 1.75 X 30-SPCL-8.8-AA1J		
B	136431	NUT – HEX FLG CTR LOC M12 X 1.75-10		
C	152730	BOLT – HEX HD TFL M12 X 1.75 X 35-10.9-AA1J		
D	30630	BOLT – HEX HD TFL M12 X 1.75 X 30-8.8-A3L		
E	136209	SCREW – HEX WSHR M10 X 1.5 X 20-450HV		
F	136446	NUT – HEX SLTD FINE M24 X 1.5-SPCL-22HA-ZINC		
G	31774	WASHER – FLAT 1-1/8-30 HRC-ACOC		

130. The hub assembly includes two bearing cups (MD #164214) and lubrication fitting (MD #21301).

# 42 Reel – Tine Tube



## REEL – TINE TUBE

**NOTE:**

Finger configuration varies for narrow or wide and left, right, and center tine tubes.

Ref	Part Number	Description	Qty	Serial Number
1	360201	TINE TUBE WELDT – 25 FT SR NARROW <sup>131</sup>	3	
	311368	TINE TUBE WELDT – 30 FT DR NARROW <sup>131</sup>	6	
	311207	TINE TUBE WELDT – 35 FT DR NARROW <sup>131</sup>	6	
	311303	TINE TUBE WELDT – 41 FT DR NARROW <sup>131</sup>	6	
	311588	TINE TUBE WELDT – 45 FT DR NARROW <sup>131</sup>	6	
2	360199	TINE TUBE WELDT – 25 FT SR WIDE <sup>131</sup>	2	
	311365	TINE TUBE WELDT – 30 FT DR WIDE <sup>131</sup>	4	
	311210	TINE TUBE WELDT – 35 FT DR WIDE <sup>131</sup>	4	
	311306	TINE TUBE WELDT – 41 FT DR WIDE <sup>131</sup>	4	
	311589	TINE TUBE WELDT – 45 FT DR WIDE <sup>131</sup>	4	
3	311524	FINGER – PLASTIC, LH ANGLED (10 PACK)	A/R	
4	311523	FINGER – PLASTIC, RH ANGLED (10 PACK)	A/R	
5	174849	FINGER – PLASTIC, STRAIGHT (10 PACK)		
6	311327	FINGER – CAM END BENT, LH REEL (315 MM LG) <sup>132</sup>	1	
	311325	FINGER – CAM END OUTBOARD, RH REEL (305 MM LG) <sup>132</sup>	1	
7	228319	ARM – CRANK MACHINING (SR, DR) <sup>133</sup>	1	
8	137980	PLUG – TINE TUBE	2	
9	220941	CLAMP – TINE TUBE BUSHING, CENTER RIB (5 PACK)	A/R	
10	220939	TINE TUBE BUSHING (25 PACK)	A/R	
A	320192	BOLT – HEX FLG HD M12 X 1.75 X 30-SPCL-8.8-AA1J		
B	184597	WASHER – CON SPRING M12-AA1J <sup>134</sup>		
C	320187	BOLT – HEX FLG HD M12 X 1.75 X 20-SPCL-8.8-AA1J		
D	184697	NUT – HEX SER FLG M12 X 1.75-8-AA1J		
E	252687	SCREW – 48° PLASTITE TWIN HELIX		

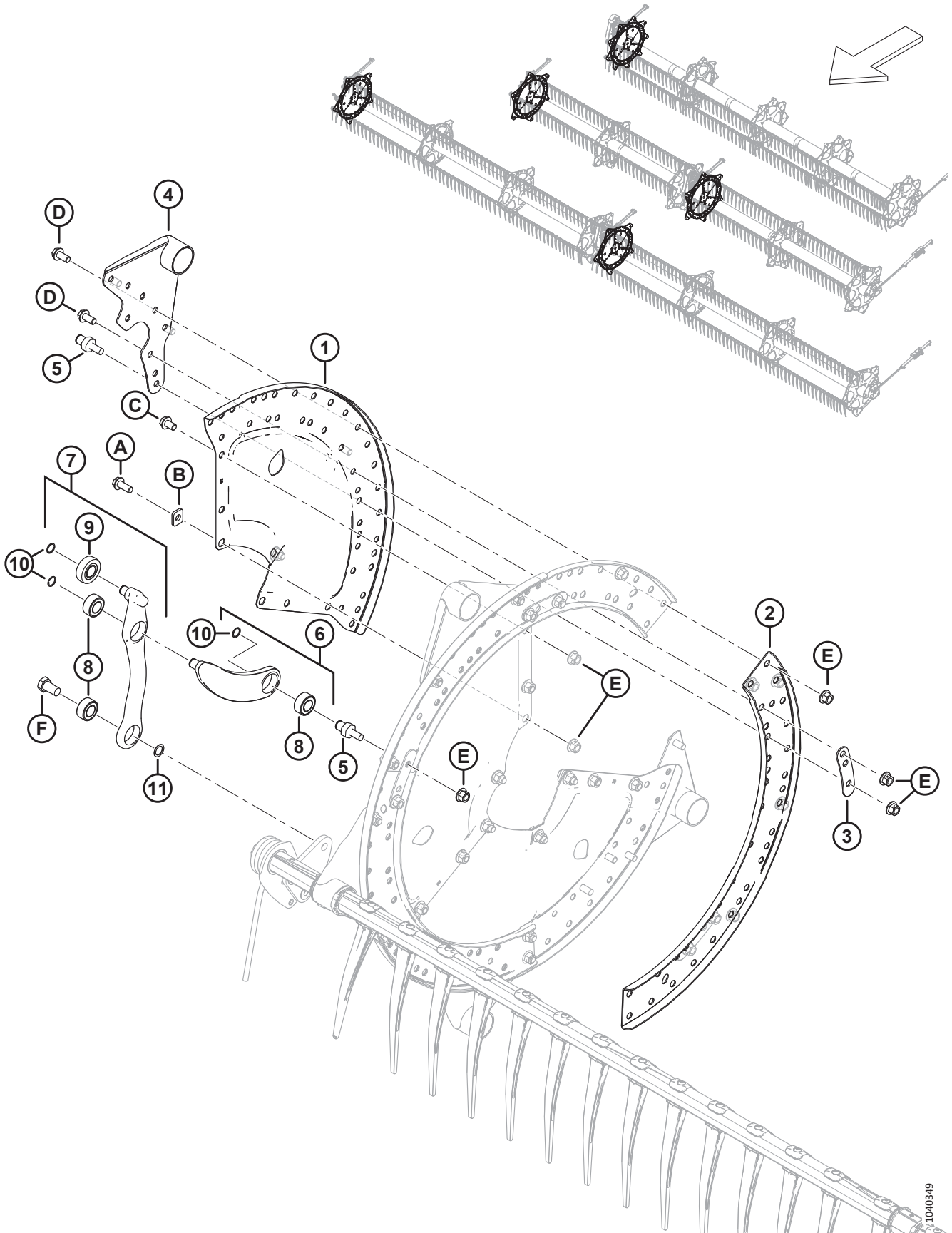
131. Narrow or wide tine tubes can be distinguished from the first three fingers of the RH side. Narrow tine tubes have one RH angled finger (MD #311523) followed by two straight fingers (MD #174849) and measure 76 mm, 146 mm, and 265 mm as illustrated. Wide tine tubes have two RH angled fingers (MD #311523) followed by one straight finger (MD #174849) and measure 76 mm, 214 mm, and 315 mm as illustrated.

132. There are two lengths of finger that can be ordered. The finger at the RH side of the reel is shorter than fingers at the center of the header. The correct finger must be installed in the correct position to prevent damage. Determine the proper length (315 or 305 mm) of a finger by measuring the finger from the inside top loop to the finger tip as shown in illustration.

133. Steel with three holes; for single- and double-reel headers only.

134. Be sure to note the orientation of washer (MD #184597). The concave (inward facing) surface of the washer should be installed facing away from the tine tube crank arm assembly.

# 43 Reel Discs – Cam End and Linkage





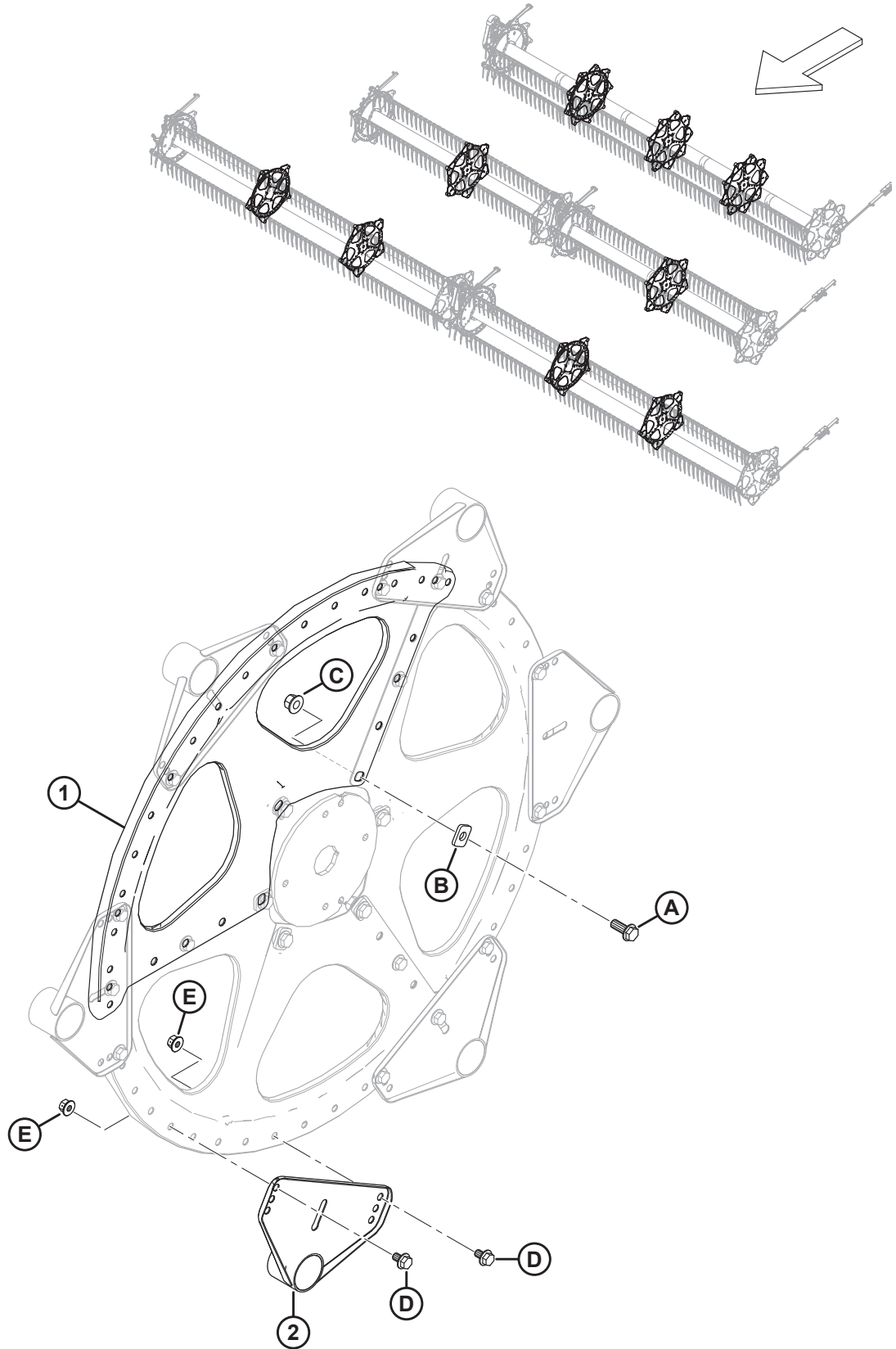
**REEL DISCS – CAM END AND LINKAGE**

<b>Ref</b>	<b>Part Number</b>	<b>Description</b>	<b>Qty 5/6/9 Bat</b>	<b>Serial Number</b>
1	273373	SECTOR – CAM END	3/3/3	
2	273376	CHANNEL – CAM DISC	3/3/3	
3	311672	STRAP	5/6/9	
4	335924	ARM WELDT – CAM END	5/6/9	
5	340146	STUD (FOR LINKAGE)	5/6/9	
6	311615	ARM – ASSEMBLY <sup>135</sup>	5/6/9	
7	311617	ARM – TINE CONTROL ASSY <sup>136</sup>	5/6/9	
8	273347	BEARING	15/18/27	
9	273524	BEARING – CAM FOLLOWER	5/6/9	
10	273536	RING – RETAINING	15/18/27	
11	137529	SHIM – CRANK BEARING	5/6/9	
A	320180	BOLT – HEX FLG HD M12 X 1.75 X 30-SPCL-8.8-AA1J		
B	273666	WASHER		
C	320179	BOLT – HEX FLG HD TFL M12 X 1.75 X 20-SPCL-8.8-AA1J		
D	320175	BOLT – HEX FLG HD TFL M12 X 1.75 X 25-SPCL-8.8-AA1J		
E	136431	NUT – HEX FLG CTR LOC M12 X 1.75-10		
F	228316	BOLT – HEX HD M16 X 1.5 X 15-SPCL-8.8-AA1J		

135. The arm assembly includes arm (NSS), bearing (MD #273347), and retaining ring (MD #273536).

136. The tine control assembly includes arm (NSS), cam follower bearing (MD #273524), two bearings (MD #273347), and retaining ring (MD #273536).

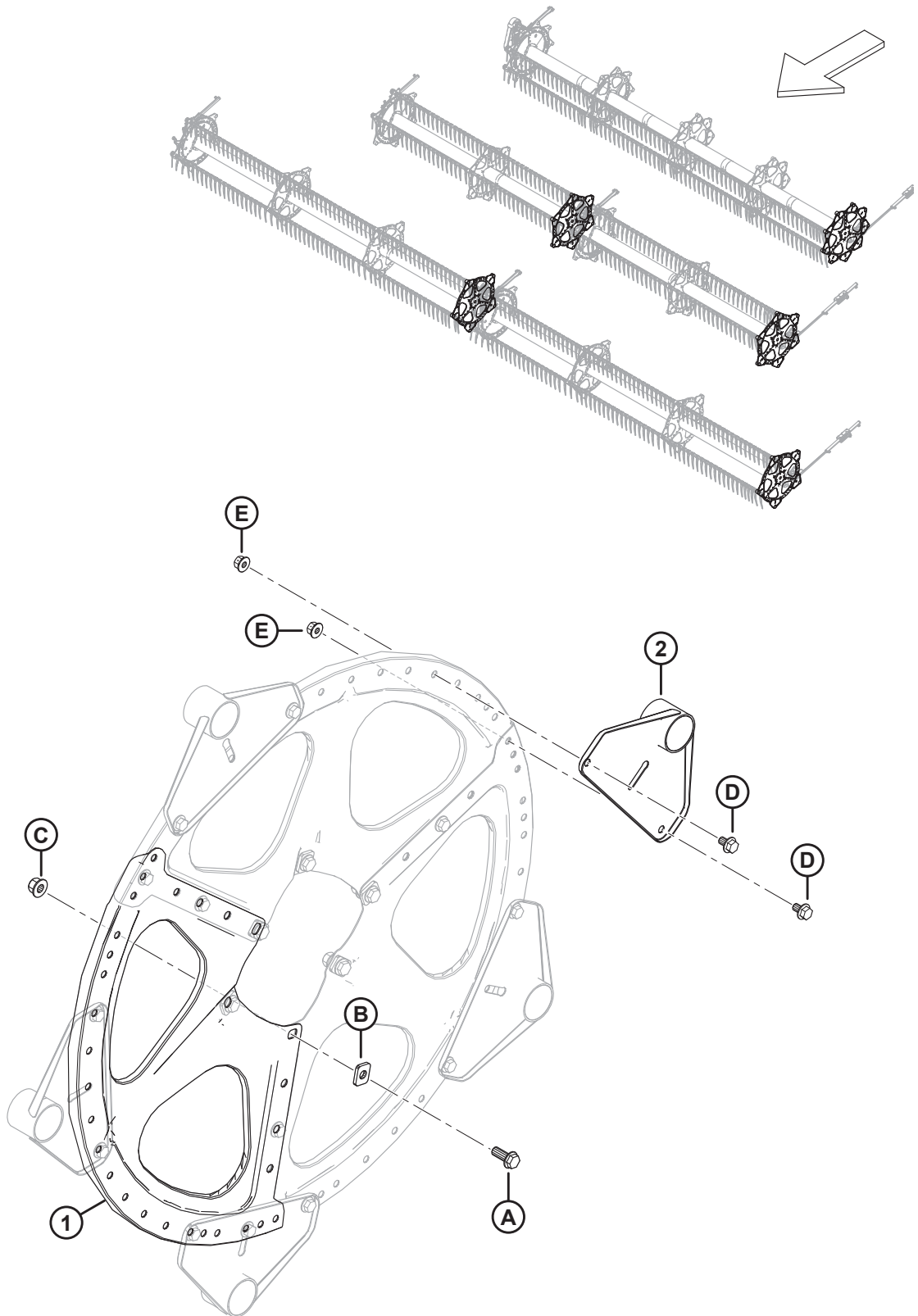
# 44 Reel Discs – Mid Span



**REEL DISCS – MID SPAN**

<b>Ref</b>	<b>Part Number</b>	<b>Description</b>	<b>Qty 5/6/9 Bat</b>	<b>Serial Number</b>
1	273375	SECTOR – MID SPAN AND TAIL END	3/3/3	
2	273523	ARM WELDT – MID SPAN	5/6/9	
A	320180	BOLT – HEX FLG HD M12 X 1.75 X 30-SPCL-8.8-AA1J		
B	273666	WASHER		
C	136431	NUT – HEX FLG CTR LOC M12 X 1.75-10		
D	136151	BOLT – HEX FLG HD TFL M10 X 1.5 X 16-8.8-AA1J		
E	135799	NUT – HEX FLG CTR LOC M10 X 1.5-10		

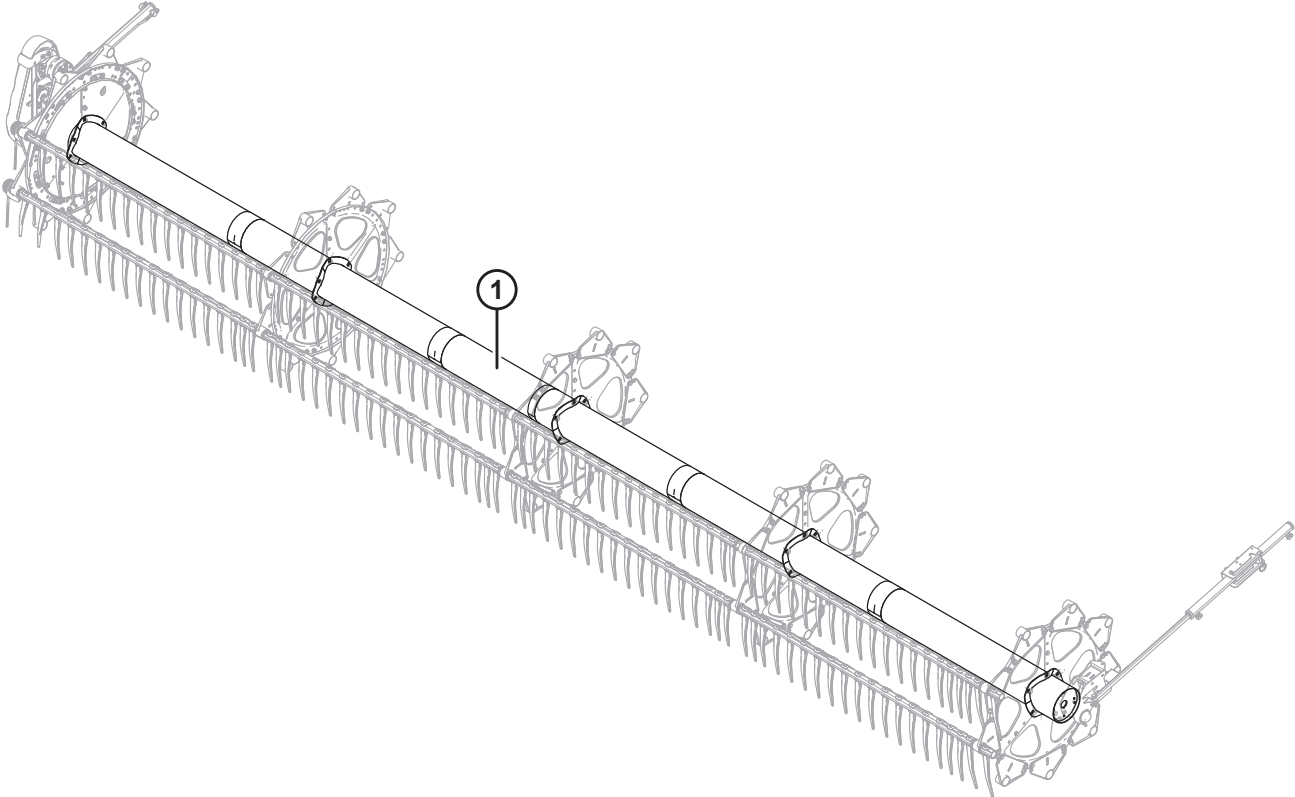
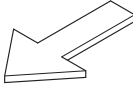
# 45 Reel Discs – Tail End



**REEL DISCS – TAIL END**

<b>Ref</b>	<b>Part Number</b>	<b>Description</b>	<b>Qty 5/6/9 Bat</b>	<b>Serial Number</b>
1	273375	SECTOR – MID SPAN AND TAIL END	3/3/3	
2	311347	ARM WELDT – TAIL END	5/6/9	
A	320180	BOLT – HEX FLG HD M12 X 1.75 X 30-SPCL-8.8-AA1J		
B	273666	WASHER		
C	136431	NUT – HEX FLG CTR LOC M12 X 1.75-10		
D	136151	BOLT – HEX FLG HD TFL M10 X 1.5 X 16-8.8-AA1J		
E	135799	NUT – HEX FLG CTR LOC M10 X 1.5-10		

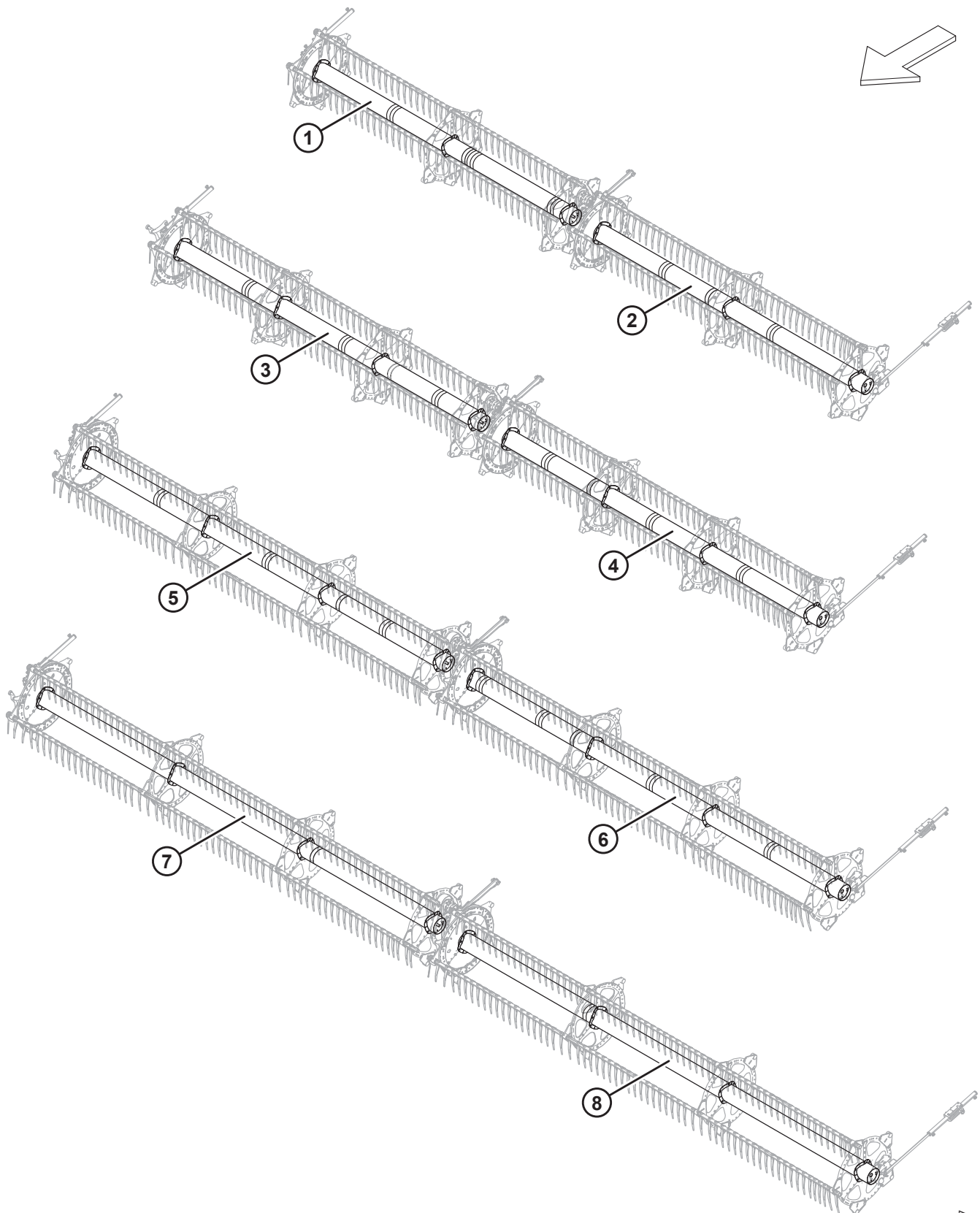
# 46 Reel – Center Tubes, Single Reel



REEL – CENTER TUBES, SINGLE REEL

Ref	Part Number	Description	Qty	Serial Number
1	360376	CENTER TUBE – W/ DECALS, 25 FT (AMBER, RED-ORANGE DECALS)	1	

# 47 Reel – Center Tubes, Double Reel



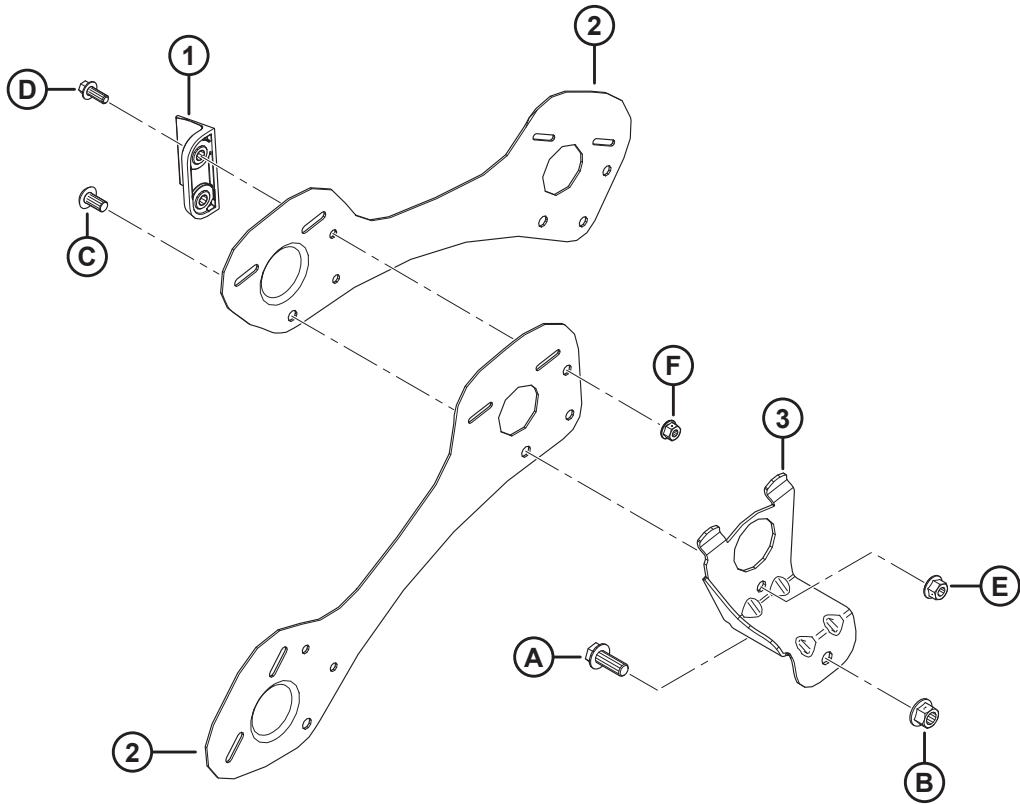
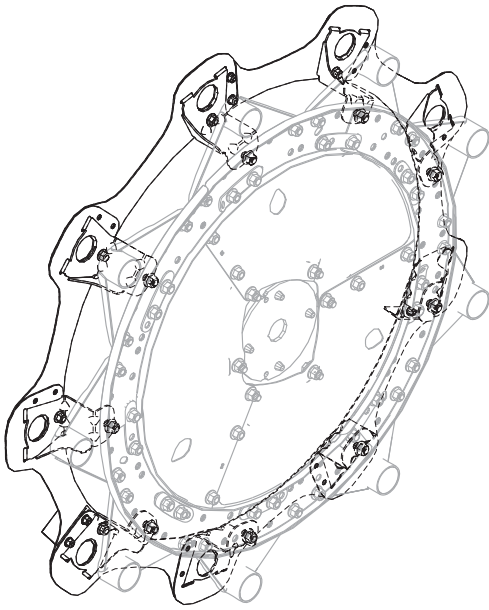
1040627



**REEL – CENTER TUBES, DOUBLE REEL**

<b>Ref</b>	<b>Part Number</b>	<b>Description</b>	<b>Qty</b>	<b>Serial Number</b>
1	311644	CENTER TUBE – W/ DECALS, 30 FT RH (AMBER, RED-ORANGE DECALS)	1	
2	311643	CENTER TUBE – W/ DECALS, 30 FT LH (AMBER, RED-ORANGE DECALS)	1	
3	311646	CENTER TUBE – W/ DECALS, 35 FT RH (AMBER, RED-ORANGE DECALS)	1	
4	311645	CENTER TUBE – W/ DECALS, 35 FT LH (AMBER, RED-ORANGE DECALS)	1	
5	311648	CENTER TUBE – W/ DECALS, 41 FT RH (AMBER, RED-ORANGE DECALS)	1	
6	311647	CENTER TUBE – W/ DECALS, 41 FT LH (AMBER, RED-ORANGE DECALS)	1	
7	311045	CENTER TUBE – W/ DECALS, 45 FT RH (AMBER DECAL)	1	
8	311044	CENTER TUBE – W/ DECALS, 45 FT LH (AMBER DECAL)	1	

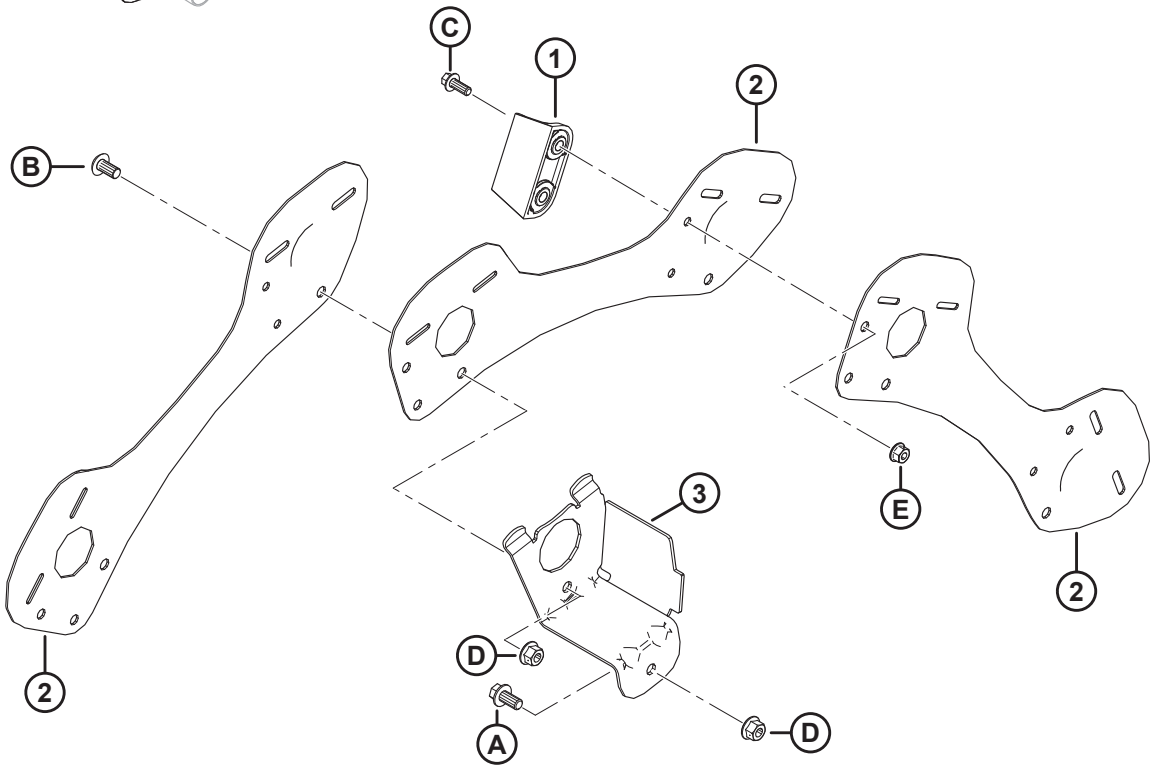
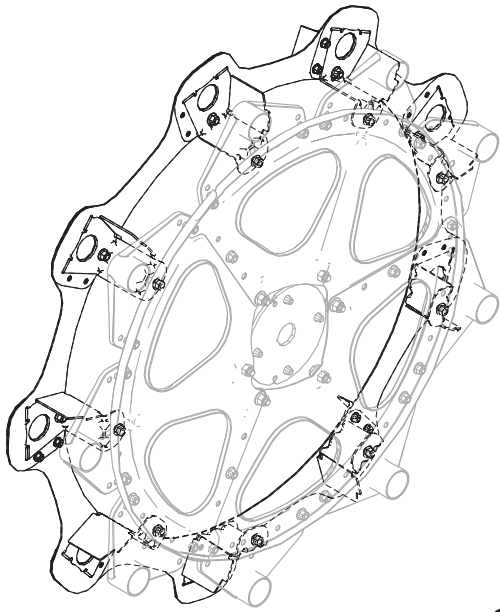
# 48 Reel – Endshields, Cam End, Outboard (9 Bat)



**REEL – ENDSHIELDS, CAM END, OUTBOARD (9 BAT)**

<b>Ref</b>	<b>Part Number</b>	<b>Description</b>	<b>Qty</b>	<b>Serial Number</b>
1	313035	PADDLE – REEL END, HYTREL	3	
2	311863	SHIELD – OUTBOARD RH 9 BAT	9	
3	311964	SUPPORT – WELDT CAM END	9	
A	320180	BOLT – HEX FLG HD M12 X 1.75 X 30-SPCL-8.8-ZINC		
B	136431	NUT – HEX FLG CTR LOC M12 X 1.75-10		
C	136395	SCREW – TORX TRUSS HD M10 X 1.5 X 20 X SPCL-8.8-A3L		
D	136300	BOLT – HEX FLG HD TFL M8 X 1.25 X 20-8.8-AA3L		
E	135799	NUT – HEX FLG CTR LOC M10 X 1.5-10		
F	135337	NUT – HEX FLG CTR LK M8 X 1.25-8-AA1J		

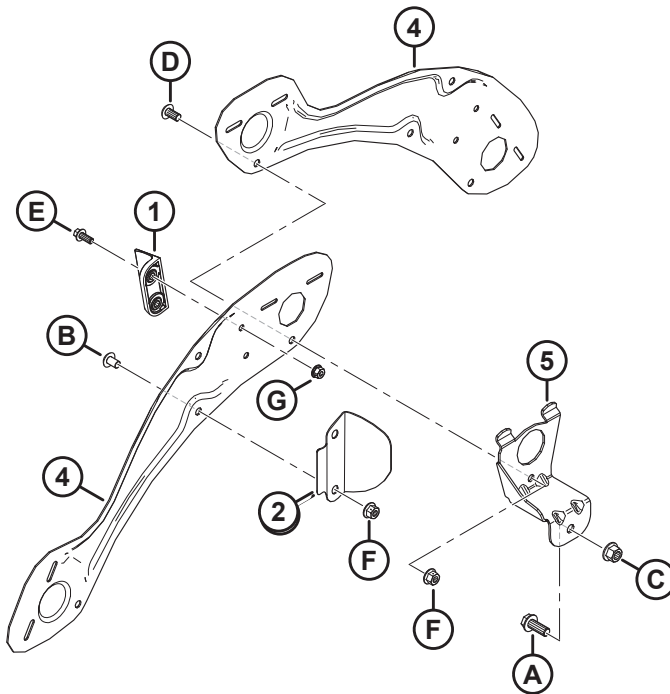
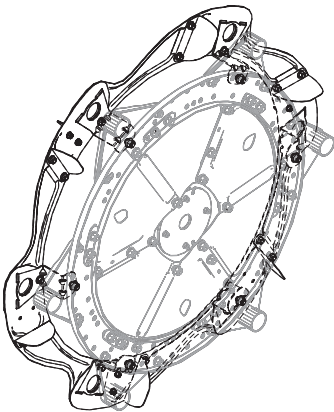
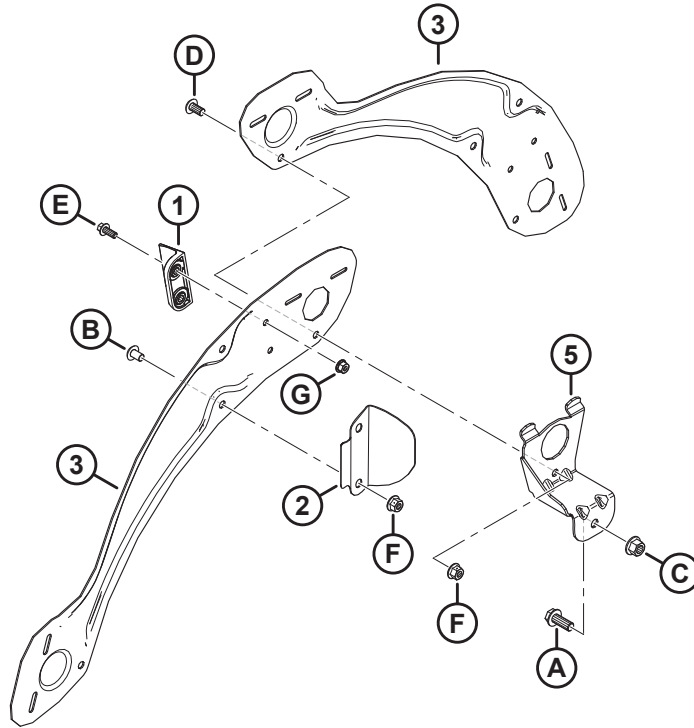
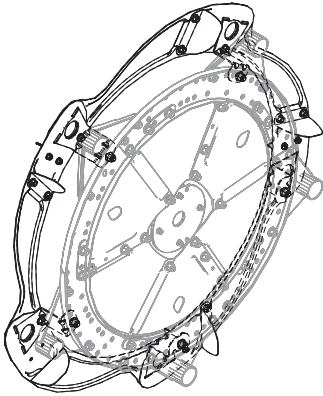
# 49 Reel – Endshields, Tail End, Outboard (9 Bat)



**REEL – ENDSHIELDS, TAIL END, OUTBOARD (9 BAT)**

<b>Ref</b>	<b>Part Number</b>	<b>Description</b>	<b>Qty</b>	<b>Serial Number</b>
1	313035	PADDLE – REEL END, HYTREL	3	
2	311864	SHIELD – OUTBOARD LH 9 BAT	9	
3	311965	SUPPORT – WELDT TAIL END	9	
A	152655	BOLT – HEX FLG HD M10 X 1.5 X 20-8.8-AA1J		
B	136395	SCREW – TORX TRUSS HD M10 X 1.5 X 20 X SPCL-8.8-A3L		
C	136300	BOLT – HEX FLG HD TFL M8 X 1.25 X 20-8.8-AA3L		
D	135799	NUT – HEX FLG CTR LOC M10 X 1.5-10		
E	135337	NUT – HEX FLG CTR LK M8 X 1.25-8-AA1J		

# 50 Reel – Endshields, Cam End, Outboard (5 Bat and 6 Bat)



**REEL – ENDSHIELDS, CAM END, OUTBOARD (5 BAT AND 6 BAT)**

**NOTE:**

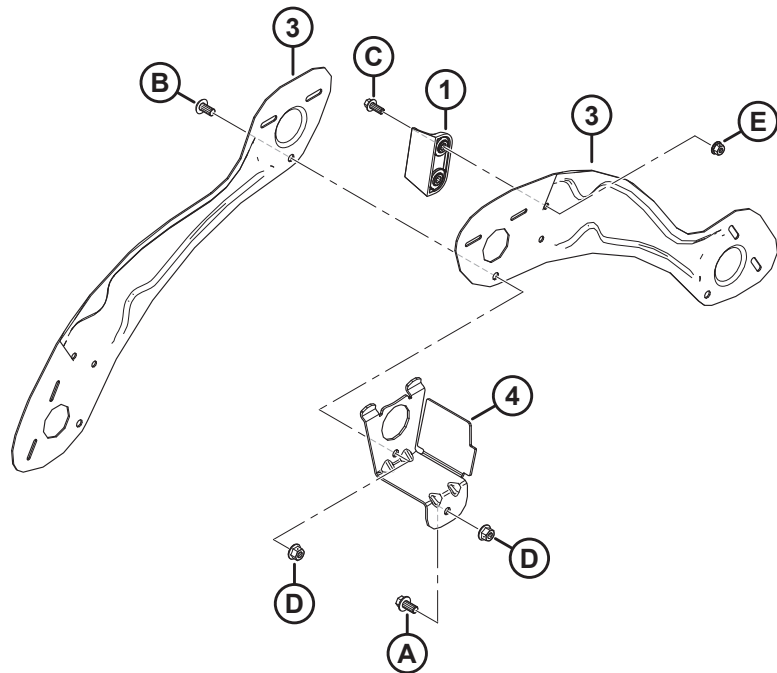
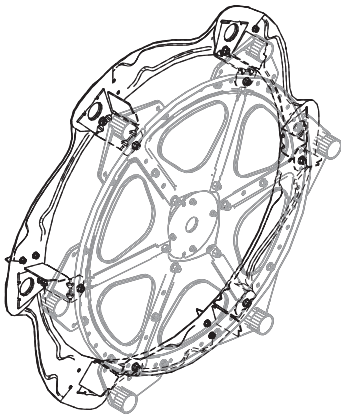
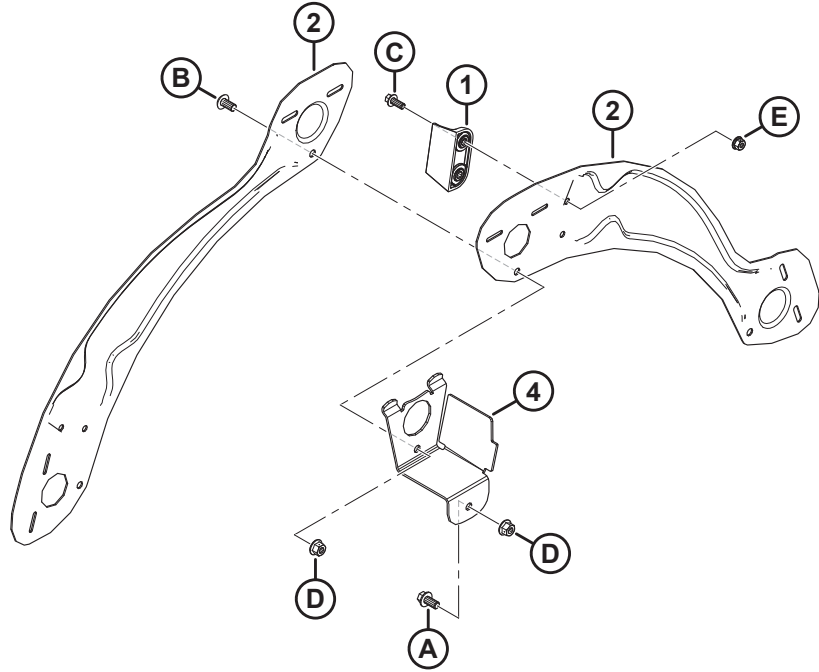
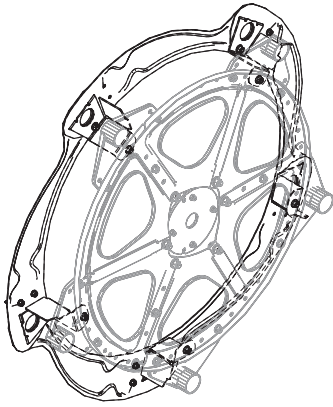
Top illustration shows 5 bat; bottom illustration shows 6 bat.

<b>Ref</b>	<b>Part Number</b>	<b>Description</b>	<b>Qty</b>	<b>Serial Number</b>
1	313035	PADDLE – REEL END, HYTREL	3	
2	311729	DEFLECTOR – CAM OUTBOARD <sup>137</sup>		
3	311694	SHIELD – OUTBOARD RH 5 BAT	5	
4	311752	SHIELD – OUTBOARD RH 6 BAT	6	
5	311964	SUPPORT – WELDT CAM END <sup>137</sup>		
A	320180	BOLT – HEX FLG HD M12 X 1.75 X 30-SPCL-8.8-ZINC		
B	136640	SCREW – TORX TRUSS HD M10 X 1.5 X 16 X SPCL-8.8-AA1J		
C	136431	NUT – HEX FLG CTR LOC M12 X 1.75-10		
D	136395	SCREW – TORX TRUSS HD M10 X 1.5 X 20 X SPCL-8.8-A3L		
E	136300	BOLT – HEX FLG HD TFL M8 X 1.25 X 20-8.8-AA3L		
F	135799	NUT – HEX FLG CTR LOC M10 X 1.5-10		
G	135337	NUT – HEX FLG CTR LK M8 X 1.25-8-AA1J		

---

137. Quantities: 5 bat = 5, 6 bat = 6.

# 51 Reel – Endshields, Tail End, Outboard (5 Bat and 6 Bat)





**REEL – ENDSHIELDS, TAIL END, OUTBOARD (5 BAT AND 6 BAT)**

**NOTE:**

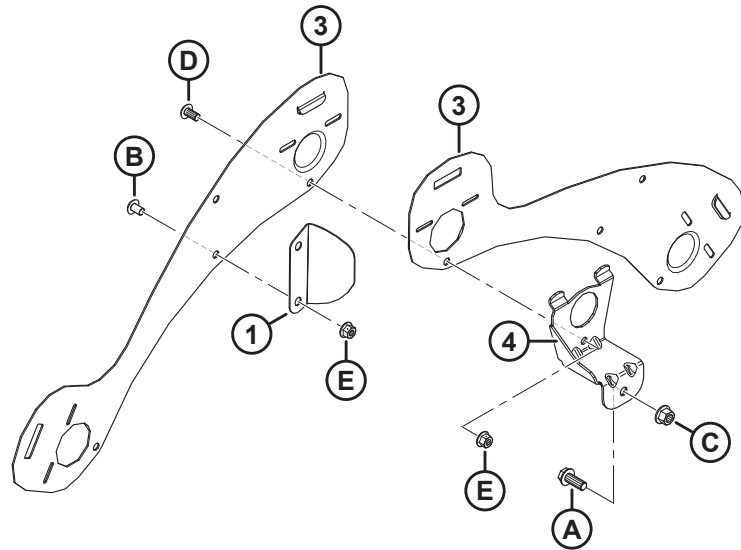
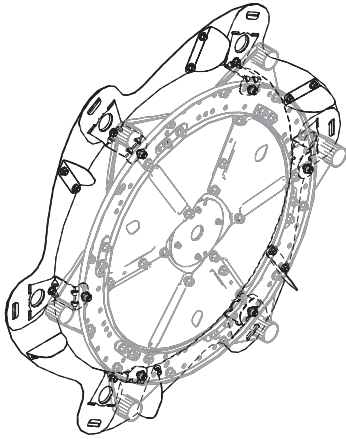
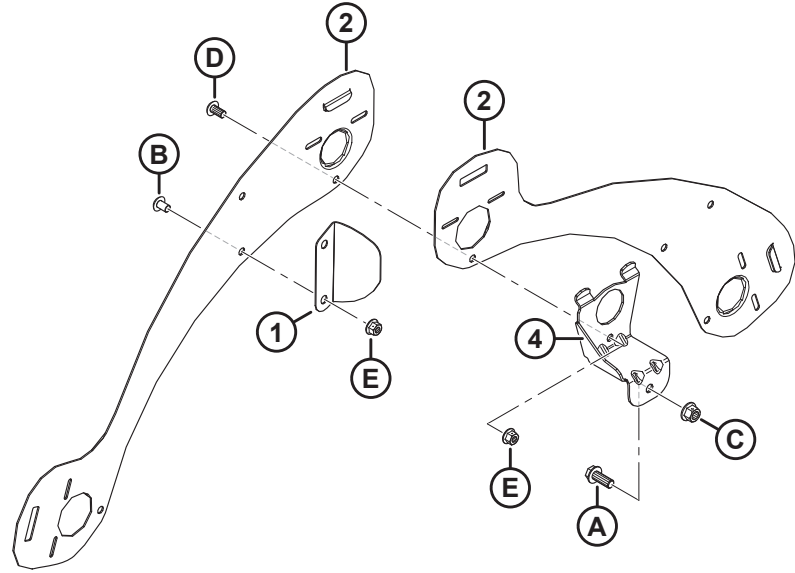
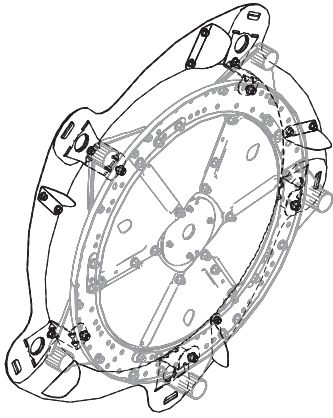
Top illustration shows 5 bat; bottom illustration shows 6 bat.

<b>Ref</b>	<b>Part Number</b>	<b>Description</b>	<b>Qty</b>	<b>Serial Number</b>
1	313035	PADDLE – REEL END, HYTREL	3	
2	311695	SHIELD – OUTBOARD LH 5 BAT	5	
3	311753	SHIELD – OUTBOARD LH 6 BAT	6	
4	311965	SUPPORT – WELDT TAIL END <sup>138</sup>		
A	152655	BOLT – HEX FLG HD M10 X 1.5 X 20-8.8-AA1J		
B	136395	SCREW – TORX TRUSS HD M10 X 1.5 X 20 X SPCL-8.8-A3L		
C	136300	BOLT – HEX FLG HD TFL M8 X 1.25 X 20-8.8-AA3L		
D	135799	NUT – HEX FLG CTR LOC M10 X 1.5-10		
E	135337	NUT – HEX FLG CTR LK M8 X 1.25-8-AA1J		

---

138. Quantities: 5 bat = 5, 6 bat = 6.

## 52 Reel – Endshields, Cam End, Inboard (5 Bat and 6 Bat)



**REEL – ENDSHIELDS, CAM END, INBOARD (5 BAT AND 6 BAT)**

**NOTE:**

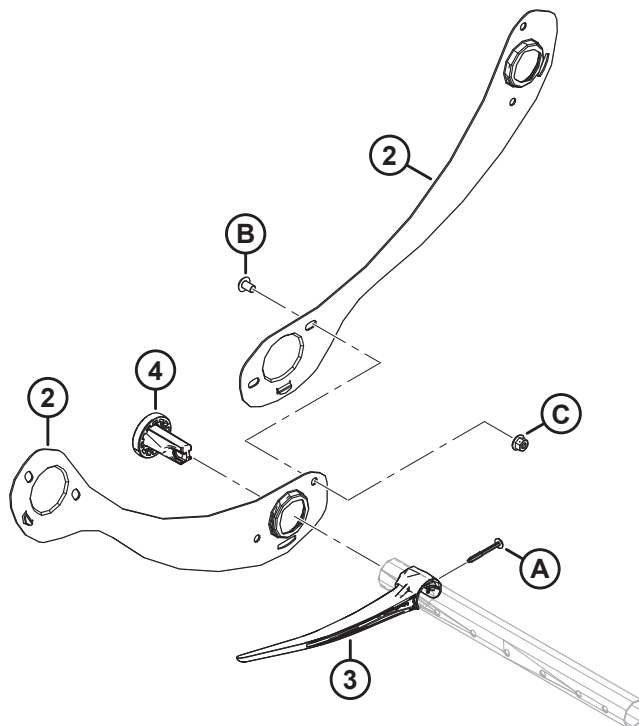
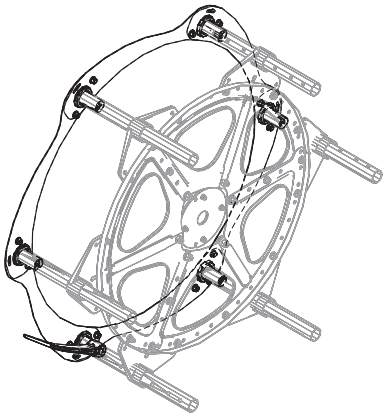
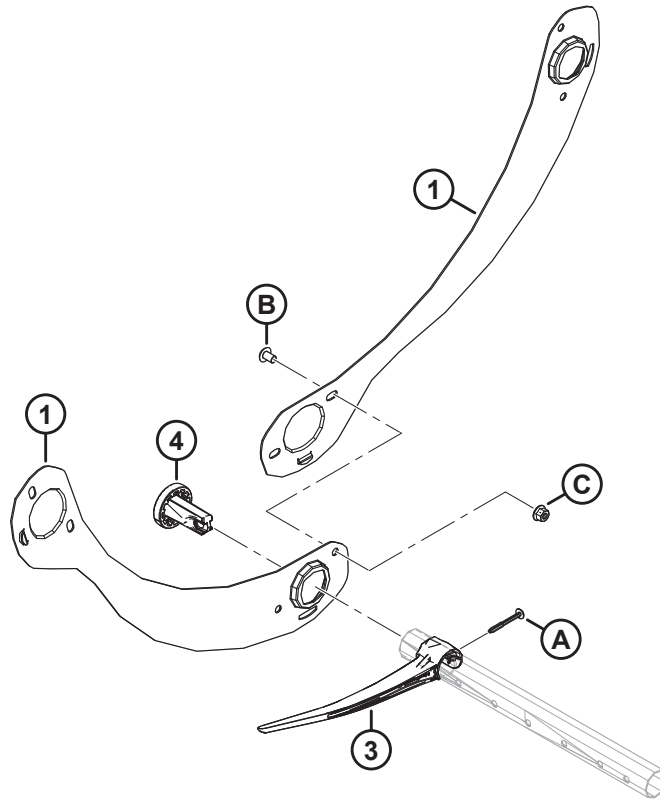
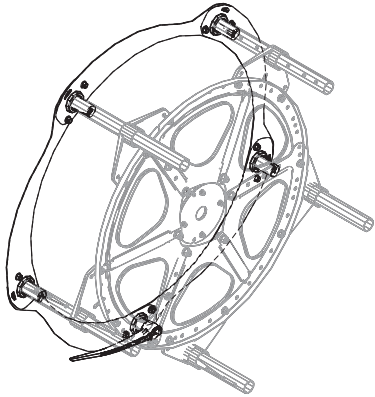
Top illustration shows 5 bat; bottom illustration shows 6 bat.

<b>Ref</b>	<b>Part Number</b>	<b>Description</b>	<b>Qty</b>	<b>Serial Number</b>
1	311906	DEFLECTOR – CAM INBOARD <sup>139</sup>		
2	273823	SHIELD – 5 BAT LH REEL CAM END	5	
3	273813	SHIELD – 6 BAT LH REEL CAM END	6	
4	311964	SUPPORT – WELDT CAM END <sup>139</sup>		
A	320180	BOLT – HEX FLG HD M12 X 1.75 X 30-SPCL-8.8-ZINC		
B	136640	SCREW – TORX TRUSS HD M10 X 1.5 X 16 X SPCL-8.8-AA1J		
C	136431	NUT – HEX FLG CTR LOC M12 X 1.75-10		
D	136395	SCREW – TORX TRUSS HD M10 X 1.5 X 20 X SPCL-8.8-A3L		
E	135799	NUT – HEX FLG CTR LOC M10 X 1.5-10		

---

139. Quantities: 5 bat = 5, 6 bat = 6.

# 53 Reel – Endshields, Tail End, Inboard (5 Bat and 6 Bat)



**REEL – ENDSHIELDS, TAIL END, INBOARD (5 BAT AND 6 BAT)**

**NOTE:**

Top illustration shows 5 bat; bottom illustration shows 6 bat.

<b>Ref</b>	<b>Part Number</b>	<b>Description</b>	<b>Qty</b>	<b>Serial Number</b>
1	311795	SHIELD – 5 BAT RH REEL, TAIL END	5	
2	311822	SHIELD – 6 BAT RH REEL TAIL END	6	
3	311524	FINGER – PLASTIC, LH ANGLED (10 PACK) <sup>140</sup>		
4	273968	BUSHING – ENDSHIELD	5	
A	252687	SCREW – 48° PLASTITE TWIN HELIX		
B	136640	SCREW – TORX TRUSS HD M10 X1.5 X 16 X SPCL-8.8-AA1J		
C	135799	NUT – HEX FLG CTR LOC M10 X 1.5-10		

---

140. Quantities: 5 bat = 5, 6 bat = 6.



**SKID SHOES – END AND CENTER**

<b>Ref</b>	<b>Part Number</b>	<b>Description</b>	<b>Qty</b>	<b>Serial Number</b>
1	312680	MOUNT WELDT – SKID SHOE (END)	2	
2	312675	ROD – ENGAGING	2	
3	165588	ROD – ENGAGING RH <sup>141</sup>	2	
	165168	ROD – ENGAGING LH <sup>141</sup>	2	
4	50193	PIN – LYNCH <sup>142</sup>		
5	232806	BRACKET – SHOE SUPPORT <sup>143</sup>		
6	289869	SUPPORT WELDT – PLATE <sup>142</sup>		
7	289759	SHOE – WEARPLATE, POLYETHYLENE <sup>142</sup>		
A	252176	BOLT – ELEV CSK M6 X 1 X 23-8.8		
B	152668	NUT – HEX FLG CTR LOC M6 X 1-8		
C	<b>135335</b>	<b>BOLT – HEX HD M10 X 1.5 X 45-8.8-AA1J</b>		
D	184692	NUT – HEX NYLOC M10 X 1.5-8-AA1J		
E	184662	BOLT – RHSN TFL M10 X 1.5 X 30-8.8-AA1J		
F	135799	NUT – HEX FLG CTR LOC M10 X 1.5-10		
G	136399	BOLT – HEX FLG HD TFL M12 X 1.75 X 25-8.8-AA1J		
H	<b>184711</b>	<b>WASHER – FLAT REG M10-200HV-AA1J</b>		

141. Right engaging rod is shown in the illustration. Quantities of RH engaging rod (MD #165588) and LH engaging rod (MD #165168) are one of each for D225 headers, and two of each for D230, D235, D241, and D245 headers.

142. Quantities: D225 = 4; D230, D235, D241, and D245 = 6.

143. Orientation of this bracket varies, be sure to install as per shown for each center skid shoe. Compare location of small hole with arrows. Quantities: D225 = 4; D230, D235, D241, and D245 = 8.





**HYDRAULICS – MANIFOLD FITTINGS AND FASTENERS**

Ref	Part Number	Description	Qty	Serial Number
1	283502	MANIFOLD ASSY – DK UNTIMED <sup>144</sup>	A/R	
	283500	MANIFOLD ASSY – SK <sup>145</sup>	A/R	
2	135778	FITTING – ADAPTER	15	
	50219	O-RING – Ø1.98 X Ø11.89		
	135865	O-RING – Ø1.78 X Ø9.25		
3	135788	FITTING – ADAPTER	14	
	30971	O-RING – Ø2.95 X Ø23.47		
	135868	O-RING – Ø1.78 X Ø18.77		
4	135780	FITTING – ADAPTER	6	
	44209	O-RING – Ø2.21 X Ø16.36		
	135866	O-RING – Ø1.78 X Ø12.42		
5	135786	FITTING – ADAPTER	2	
	30971	O-RING – Ø2.95 X Ø23.47		
	135867	O-RING – Ø1.78 X Ø15.60		
6	252902	FITTING – HYD CONNECTOR, LONG	1	
	50219	O-RING – Ø1.98 X Ø11.89		
	135865	O-RING – Ø1.78 X Ø9.25		
7	49227	FASTENER – CABLE TIE, GREEN	3	
8	40702	FASTENER – CABLE TIE, RED	3	
9	40703	FASTENER – CABLE TIE, BLUE	2	
10	40704	FASTENER – CABLE TIE, ORANGE	2	
11	40701	FASTENER – CABLE TIE, YELLOW	2	
12	252795	FASTENER – CABLE TIE, PINK	2	
13	49232	FASTENER – CABLE TIE, WHITE	1	
14	135266	FASTENER – CABLE TIE, LIGHT BLUE	1	
15	21763	FASTENER – CABLE TIE, BLACK	1	

144. Manifold assembly (MD #283502) includes 12 plugs (MD #100577), 2 plugs (MD #103575), 12 fittings (MD #135778), 1 fitting (MD #135780), 4 fittings (MD #135788), 1 plug (MD #136524), 3 plugs (MD #158174), and 2 plugs (MD #283567). For manifold plugs, refer to Section [56 Hydraulics – Manifold Plugs, page 123](#).

145. Manifold assembly (MD #283500) includes 10 plugs (MD #100577), 2 plugs (MD #103575), 12 fittings (MD #135778), 1 fitting (MD #135780), 2 fittings (MD #135788), 2 plugs (MD #136269), 1 plug (MD #136524), 2 plugs (MD #158174), and 2 plugs (MD #283567). For manifold plugs, refer to Section [56 Hydraulics – Manifold Plugs, page 123](#).



**HYDRAULICS – MANIFOLD PLUGS**

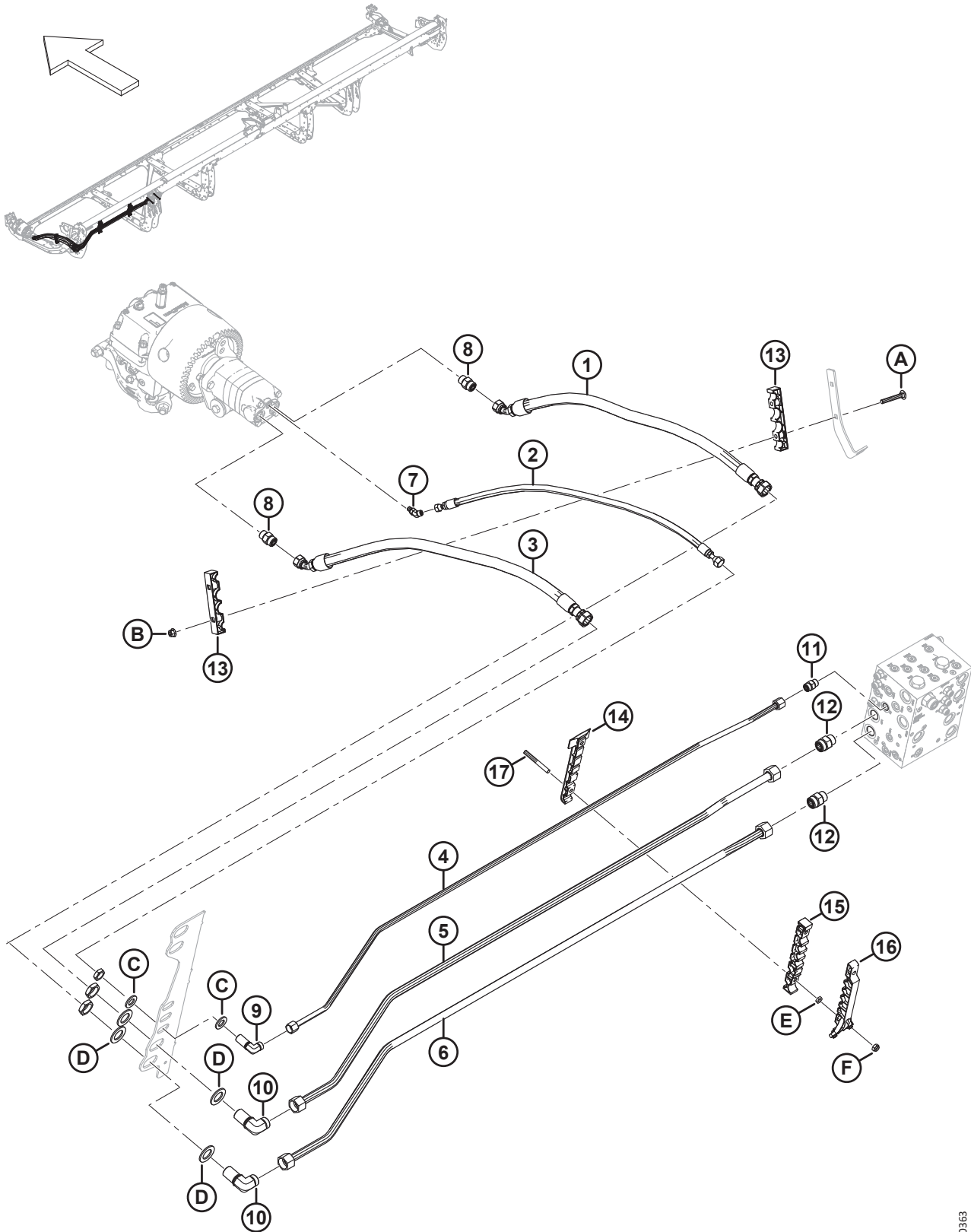
<b>Ref</b>	<b>Part Number</b>	<b>Description</b>	<b>Qty</b>	<b>Serial Number</b>
1	283502	MANIFOLD ASSY – DK UNTIMED <sup>146</sup>	A/R	
	283500	MANIFOLD ASSY – SK <sup>147</sup>	A/R	
2	103575	PLUG – HEX C/W O-RING	2	
3	100577	PLUG – HEX SOCKET C/W O-RING	12	
	50219	O-RING – Ø1.98 X Ø11.89		
4	135952	PLUG – HEX SOCKET C/W O-RING	13	
5	102711	PLUG – HEX SOCKET C/W O-RING	13	
6	158174	PLUG – HEX SOCKET C/W O-RING	2	
	44209	O-RING – Ø2.21 X Ø16.36		
7	136524	PLUG – HEX SOCKET	1	
	50220	O-RING – Ø2.95 X Ø29.74		
8	283567	PLUG – CAVITY	2	
	283569	SEAL KIT		
9	136269	FITTING – PLUG HYD 12 ORB HEX SOC <sup>148</sup>	2	
	30971	O-RING – Ø2.95 X Ø23.47		
A	136850	BOLT – HEX HD M10 X 1.5 X 160-8.8-AA1J		

146. Manifold assembly (MD #283502) includes 12 plugs (MD #100577), 2 plugs (MD #103575), 12 fittings (MD #135778), 1 fitting (MD #135780), 4 fittings (MD #135788), 1 plug (MD #136524), 3 plugs (MD #158174), and 2 plugs (MD #283567). For manifold plugs, refer to Section [55 Hydraulics – Manifold Fittings and Fasteners, page 121](#).

147. Manifold assembly (MD #283500) includes 10 plugs (MD #100577), 2 plugs (MD #103575), 12 fittings (MD #135778), 1 fitting (MD #135780), 2 fittings (MD #135788), 2 plugs (MD #136269), 1 plug (MD #136524), 2 plugs (MD #158174), and 2 plugs (MD #283567). For manifold fittings, refer to Section [55 Hydraulics – Manifold Fittings and Fasteners, page 121](#).

148. Single-knife configurations only.

# 57 Hydraulics – Knife Drive, Single and Double Knife, Left Side (D225, D230, D235, and D241)



1040363

**HYDRAULICS – KNIFE DRIVE, SINGLE AND DOUBLE KNIFE, LEFT SIDE (D225, D230, D235, AND D241)**

Ref	Part Number	Description	Qty	Serial Number
1	283063	HOSE – HYD	1	
2	283065	HOSE – HYD	1	
3	283202	HOSE – HYD	1	
4	283233	LINE – HYDRAULIC (D225) <sup>149</sup>	1	
	283048	LINE – HYDRAULIC (D230) <sup>150</sup>	1	
	283201	LINE – HYDRAULIC (D235) <sup>151</sup>	1	
	283458	LINE – HYDRAULIC (D241) <sup>152</sup>	1	
5	283232	LINE – HYDRAULIC (D225) <sup>149</sup>	1	
	283047	LINE – HYDRAULIC (D230) <sup>150</sup>	1	
	283104	LINE – HYDRAULIC (D235) <sup>151</sup>	1	
	283457	LINE – HYDRAULIC (D241) <sup>152</sup>	1	
6	283231	LINE – HYDRAULIC (D225) <sup>149</sup>	1	
	283046	LINE – HYDRAULIC (D230) <sup>150</sup>	1	
	283102	LINE – HYDRAULIC (D235) <sup>151</sup>	1	
	283456	LINE – HYDRAULIC (D241) <sup>152</sup>	1	
7	252307	FITTING – ELBOW 45° HYD	1	
	50223	O-RING – Ø1.83 X Ø8.92		
	135957	O-RING – Ø1.78 X Ø7.65		
8	184461	FITTING – ADAPTER HYD	2	
	44210	O-RING – Ø2.46 X Ø19.18		
	135867	O-RING – Ø1.78 X Ø15.60		
9	136244	FITTING – ELBOW 90° BULKHEAD HYD <sup>153</sup>	1	
	135866	O-RING – Ø1.78 X Ø12.42		
10	136245	FITTING – ELBOW 90° BULKHEAD HYD <sup>153</sup>	2	
	135868	O-RING – Ø1.78 X Ø18.77		
11	135780	FITTING – ADAPTER	1	
	44209	O-RING – Ø2.21 X Ø16.36		
	135866	O-RING – Ø1.78 X Ø12.42		
12	135788	FITTING – ADAPTER	2	
	30971	O-RING – Ø2.95 X Ø23.47		
	135868	O-RING – Ø1.78 X Ø18.77		
13	283984	CLAMP – LINE KNIFE	2	

149. Used on D225 headers only.

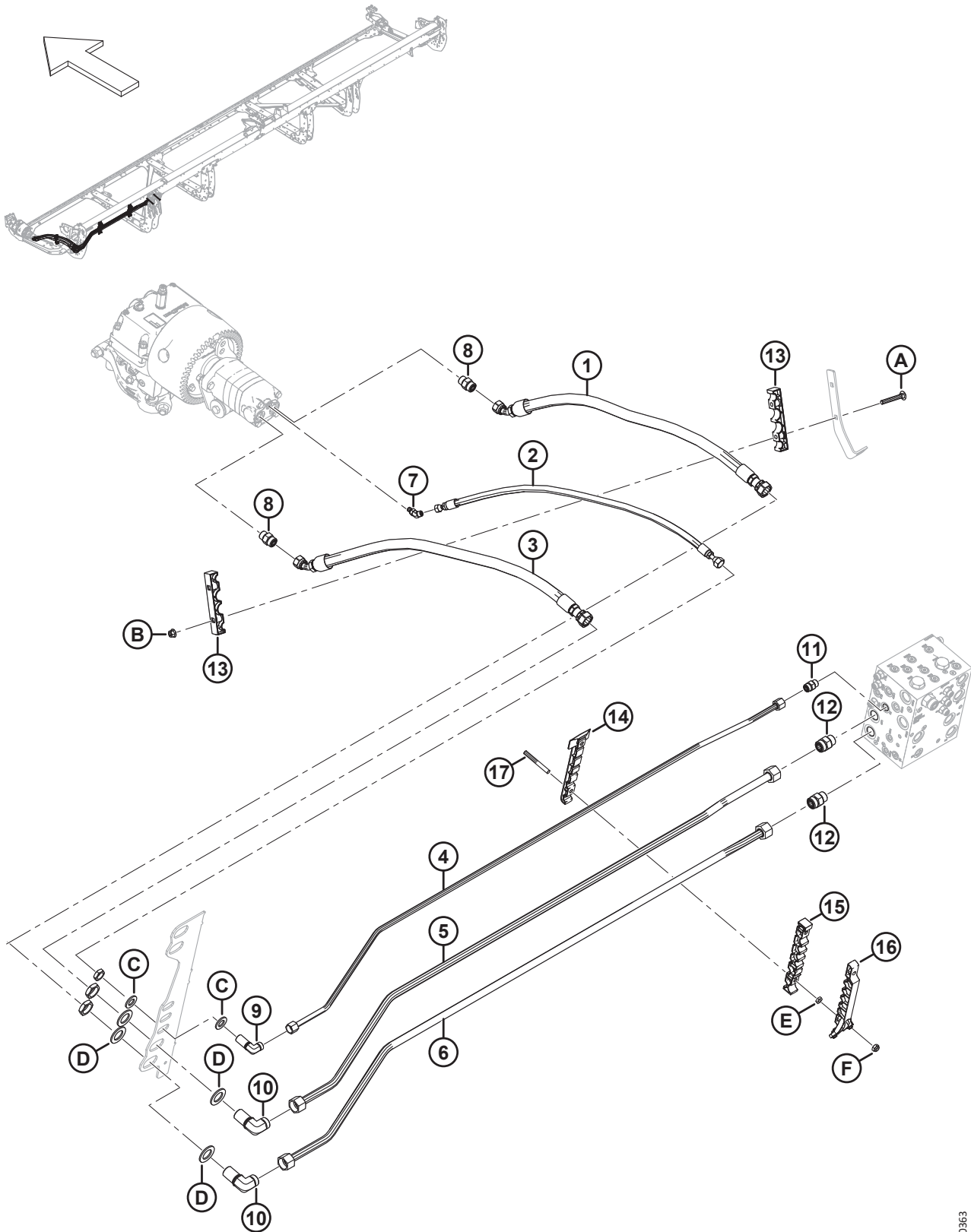
150. Used on D230 headers only.

151. Used on D235 headers only.

152. Used on D241 headers only.

153. The fitting includes a securing nut.

HYDRAULICS – KNIFE DRIVE, SINGLE AND DOUBLE KNIFE, LEFT SIDE (D225, D230, D235, AND D241)



1040363

**HYDRAULICS – KNIFE DRIVE, SINGLE AND DOUBLE KNIFE, LEFT SIDE (D225, D230, D235, AND D241)**

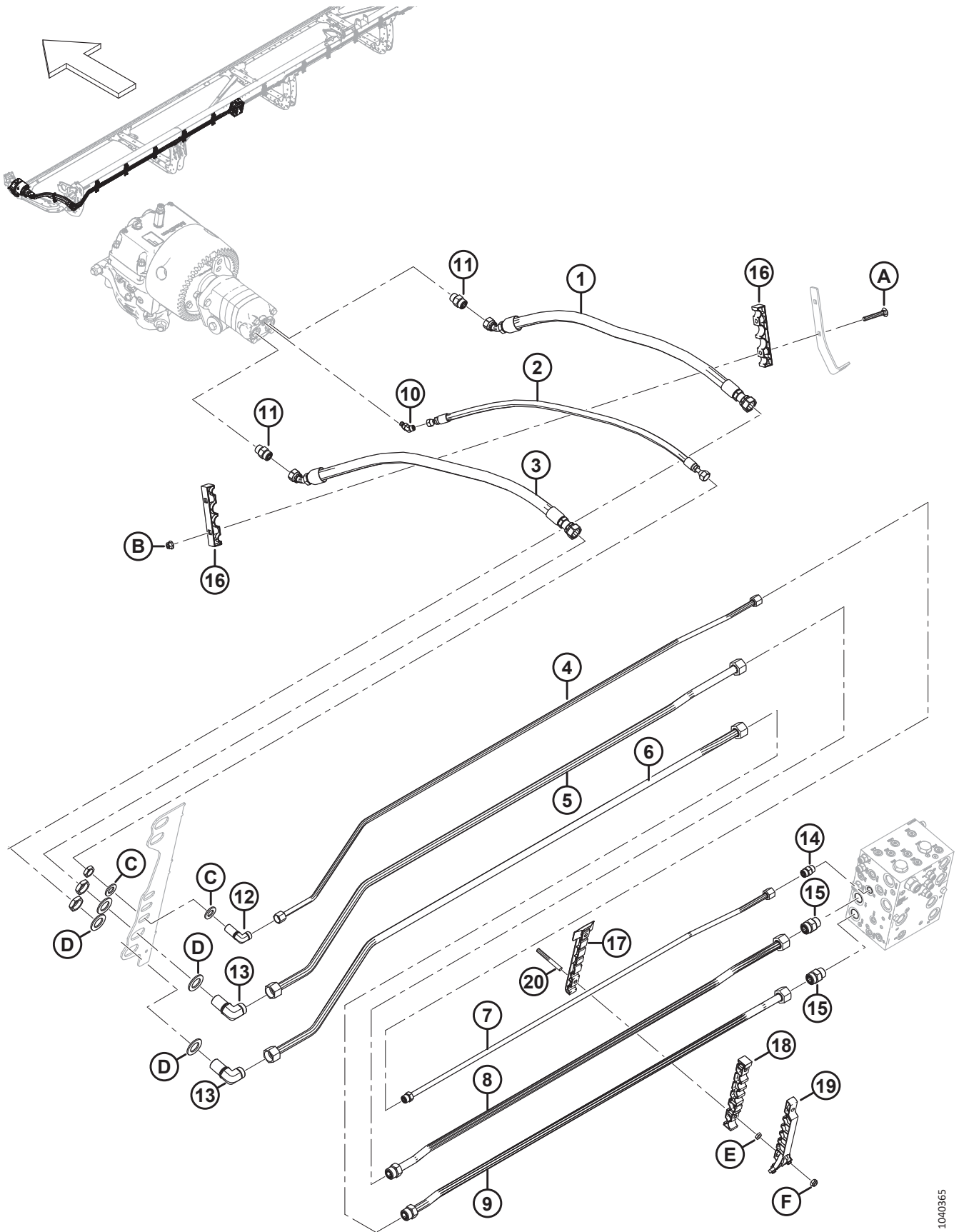
<b>Ref</b>	<b>Part Number</b>	<b>Description</b>	<b>Qty</b>	<b>Serial Number</b>
14	283797	CLAMP – LINE BOTTOM LH <sup>154</sup>		
15	283807	CLAMP – LINE MIDDLE LH		
16	340548	KIT – LH TOP LINE CLAMP <sup>155</sup>		
17	312654	STUD – THRD CLAMP PATCH WING <sup>156</sup>		
A	136495	BOLT – RHSN M10 X 1.5 X 70-8.8-AA1J		
B	135799	NUT – HEX FLG CTR LOC M10 X 1.5-10		
C	18601	WASHER – FLAT SAE		
D	136355	WASHER – FLAT 2.0 IN OD ZP		
E	136442	NUT – HEX THIN M10 X 1.5-05-AA1J		
F	184692	NUT – HEX NYLOC M10 X 1.5-8-AA1J		

154. Quantities: D225 = 1, D230 = 2, D235 = 3, and D241 = 4.

155. Includes LH top line clamp (NSS) and two Torx® screws (MD #320336). Quantities: D225 = 1, D230 = 2, D235 = 3, and D241 = 4.

156. Quantities: D225 = 2, D230 = 4, D235 = 6, and D241 = 8.

# 58 Hydraulics – Knife Drive, Double Knife, Left Side (D245)



1040365



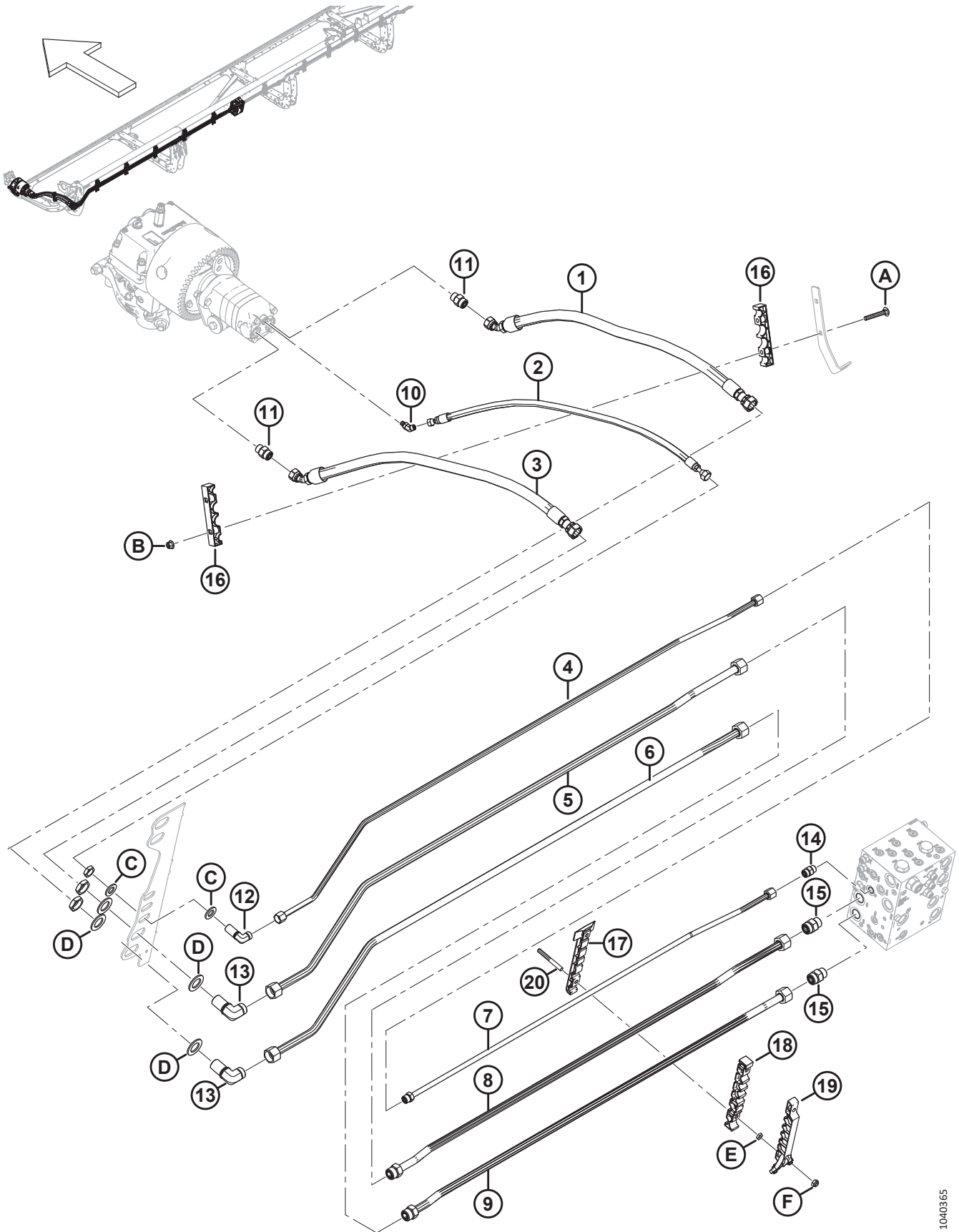
**HYDRAULICS – KNIFE DRIVE, DOUBLE KNIFE, LEFT SIDE (D245)**

<b>Ref</b>	<b>Part Number</b>	<b>Description</b>	<b>Qty</b>	<b>Serial Number</b>
1	283063	HOSE – HYD	1	
2	283065	HOSE – HYD	1	
3	283202	HOSE – HYD	1	
4	283465	LINE – HYDRAULIC (D245)	1	
5	283464	LINE – HYDRAULIC (D245)	1	
6	283463	LINE – HYDRAULIC (D245)	1	
7	283174	LINE – HYDRAULIC (D245)	1	
	135866	O-RING – Ø1.78 X Ø12.42		
8	283173	LINE – HYDRAULIC (D245)	1	
	135868	O-RING – Ø1.78 X Ø18.77		
9	283172	LINE – HYDRAULIC (D245)	1	
	135868	O-RING – Ø1.78 X Ø18.77		
10	252307	FITTING – ELBOW 45° HYD	1	
	50223	O-RING – Ø1.83 X Ø8.92		
	135957	O-RING – Ø1.78 X Ø7.65		
11	184461	FITTING – ADAPTER HYD	2	
	44210	O-RING – Ø2.46 X Ø19.18		
	135867	O-RING – Ø1.78 X Ø15.60		
12	136244	FITTING – ELBOW 90° BULKHEAD HYD <sup>157</sup>	1	
	135866	O-RING – Ø1.78 X Ø12.42		
13	136245	FITTING – ELBOW 90° BULKHEAD HYD <sup>157</sup>	2	
	135868	O-RING – Ø1.78 X Ø18.77		
14	135780	FITTING – ADAPTER	1	
	44209	O-RING – Ø2.21 X Ø16.36		
	135866	O-RING – Ø1.78 X Ø12.42		
15	135788	FITTING – ADAPTER	2	
	30971	O-RING – Ø2.95 X Ø23.47		
	135868	O-RING – Ø1.78 X Ø18.77		
16	283984	CLAMP – LINE KNIFE	2	
17	283797	CLAMP – LINE BOTTOM LH	5	
18	283807	CLAMP – LINE MIDDLE LH	5	
19	340548	KIT – LH TOP LINE CLAMP <sup>158</sup>	5	
20	312654	STUD – THRD CLAMP PATCH WING	10	
A	136495	BOLT – RHSN M10 X 1.5 X 70-8.8-AA1J	2	

157. The fitting includes a securing nut.

158. Includes LH top line clamp (NSS) and two Torx screws (MD #320336).

HYDRAULICS – KNIFE DRIVE, DOUBLE KNIFE, LEFT SIDE (D245)

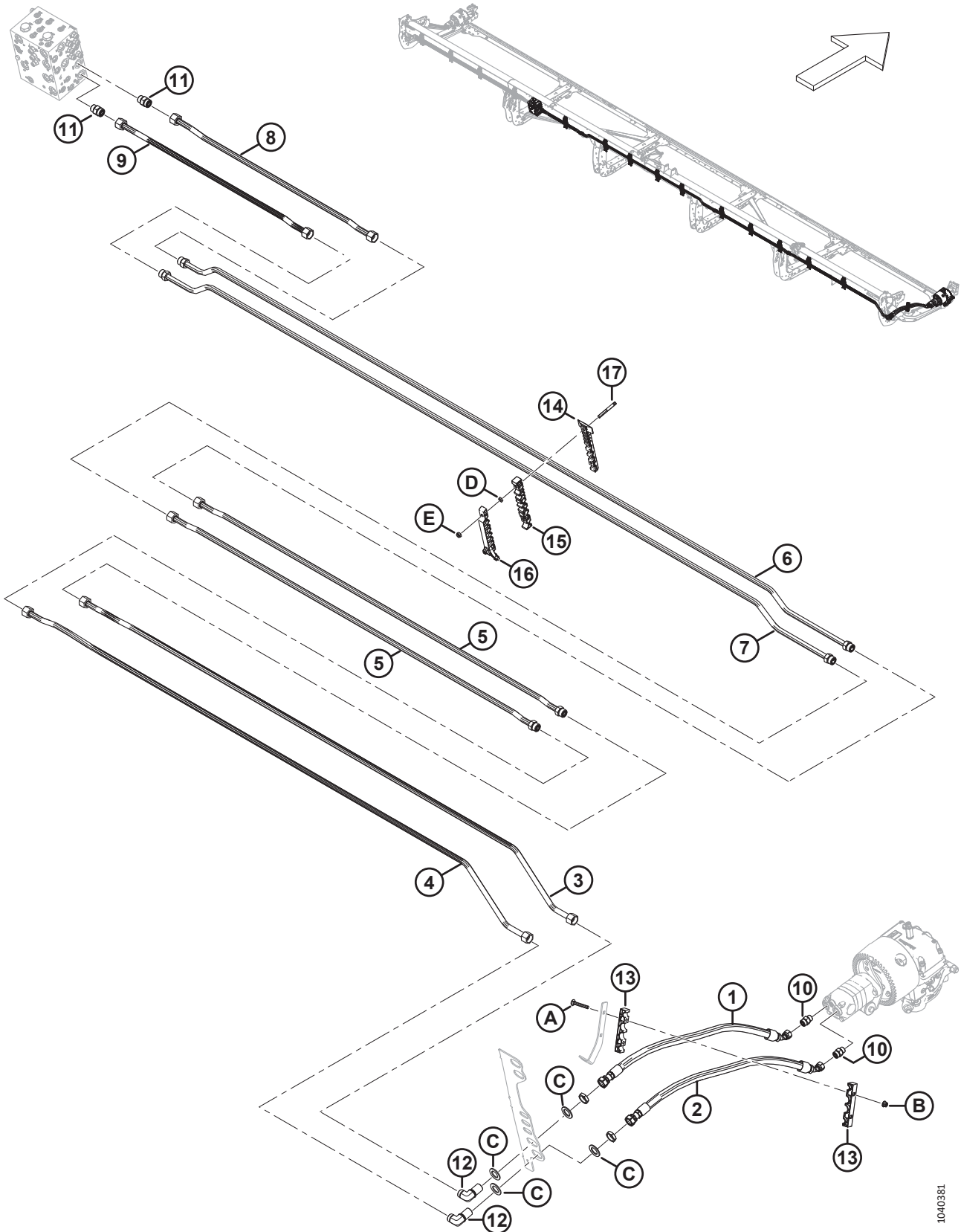


1040365

**HYDRAULICS – KNIFE DRIVE, DOUBLE KNIFE, LEFT SIDE (D245)**

<b>Ref</b>	<b>Part Number</b>	<b>Description</b>	<b>Qty</b>	<b>Serial Number</b>
B	135799	NUT – HEX FLG CTR LOC M10 X 1.5-10	2	
C	18601	WASHER – FLAT SAE	2	
D	136355	WASHER – FLAT 2.0 IN OD ZP	4	
E	136442	NUT – HEX THIN M10 X 1.5-05-AA1J		
F	184692	NUT – HEX NYLOC M10 X 1.5-8-AA1J		

# 59 Hydraulics – Knife Drive, Double Knife, Right Side (D241 and D245)



**HYDRAULICS – KNIFE DRIVE, DOUBLE KNIFE, RIGHT SIDE (D241 AND D245)**

Ref	Part Number	Description	Qty	Serial Number
1	283202	HOSE – HYD	1	
2	283063	HOSE – HYD	1	
3	283413	LINE – HYDRAULIC (D241, D245)	1	
4	283412	LINE – HYDRAULIC (D241, D245)	1	
5	283515	LINE – HYDRAULIC (D241) <sup>159</sup>	2	
	283519	LINE – HYDRAULIC (D245) <sup>160</sup>	2	
	135868	O-RING – Ø1.78 X Ø18.77		
6	283242	LINE – HYDRAULIC (D241, D245)	1	
	135868	O-RING – Ø1.78 X Ø18.77		
7	283239	LINE – HYDRAULIC (D241, D245)	1	
	135868	O-RING – Ø1.78 X Ø18.77		
8	283243	LINE – HYDRAULIC (D241, D245)	1	
9	283238	LINE – HYDRAULIC (D241, D245)	1	
10	184461	FITTING – ADAPTER HYD	2	
	44210	O-RING Ø2.46 X Ø19.18		
	135867	O-RING Ø1.78 X Ø15.60		
11	135788	FITTING – ADAPTER	2	
	30971	O-RING – Ø2.95 X Ø23.47		
	135868	O-RING – Ø1.78 X Ø18.77		
12	136245	FITTING – ELBOW 90° BULKHEAD HYD <sup>161</sup>	2	
	135868	O-RING – Ø1.78 X Ø18.77		
13	283984	CLAMP – LINE KNIFE	2	
14	283820	CLAMP – LINE BOTTOM RH	10	
15	283818	CLAMP – LINE MIDDLE RH	10	
16	340549	KIT – RH TOP LINE CLAMP <sup>162</sup>	10	
17	312654	STUD – THRD CLAMP PATCH WING	20	
A	136495	BOLT – RHSN M10 X 1.5 X 70-8.8-AA1J		
B	135799	NUT – HEX FLG CTR LOC M10 X 1.5-10		
C	136355	WASHER – FLAT 2.0 IN OD ZP		
D	136442	NUT – HEX THIN M10 X 1.5-05-AA1J		
E	184692	NUT – HEX NYLOC M10 X 1.5-8-AA1J		

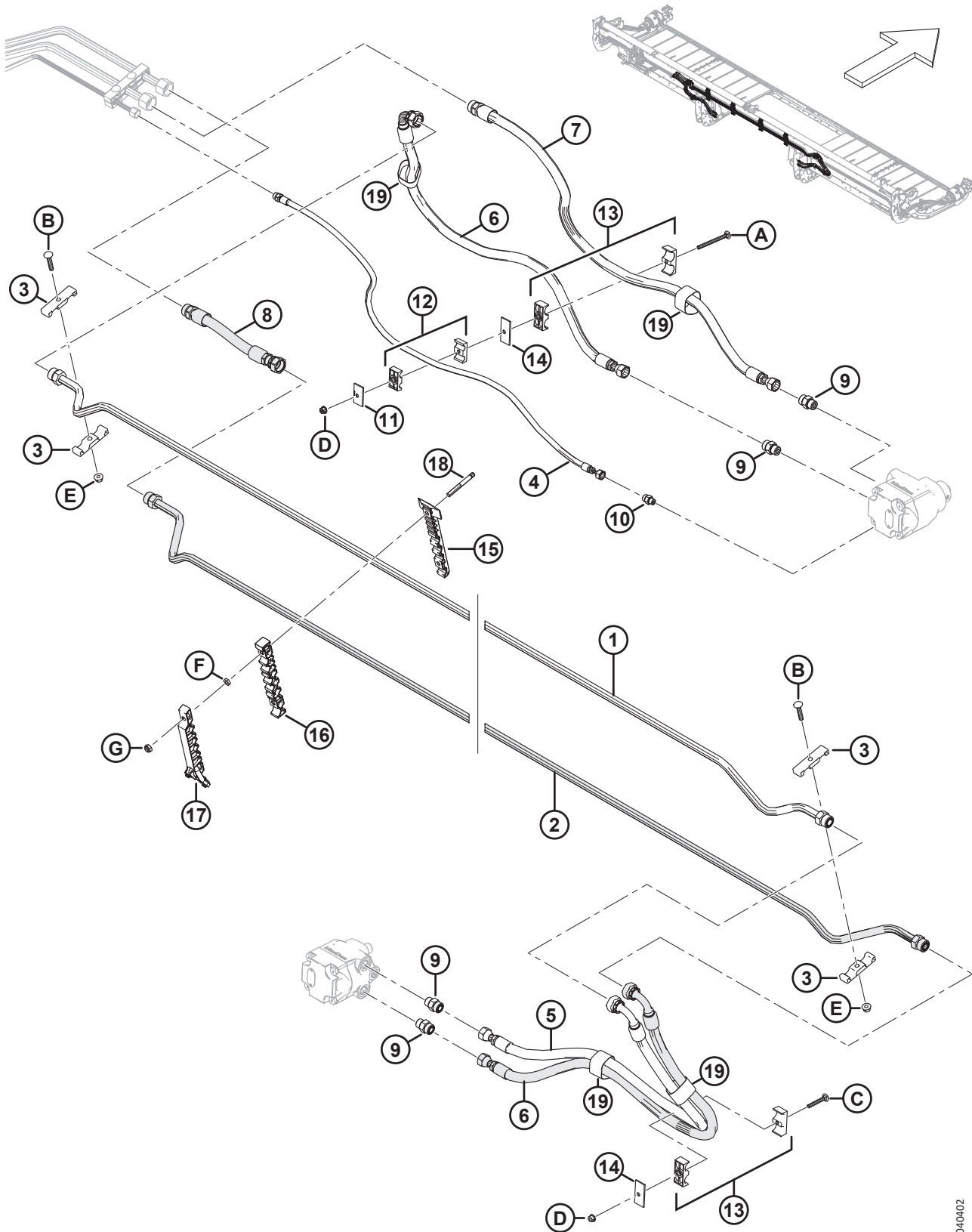
159. Used on D241 headers only.

160. Used on D245 headers only.

161. The fitting includes a securing nut (NSS).

162. Includes RH top line clamp (NSS) and two Torx screws (MD #320336).

# 60 Hydraulics – Draper Drive, Center Delivery



1040402

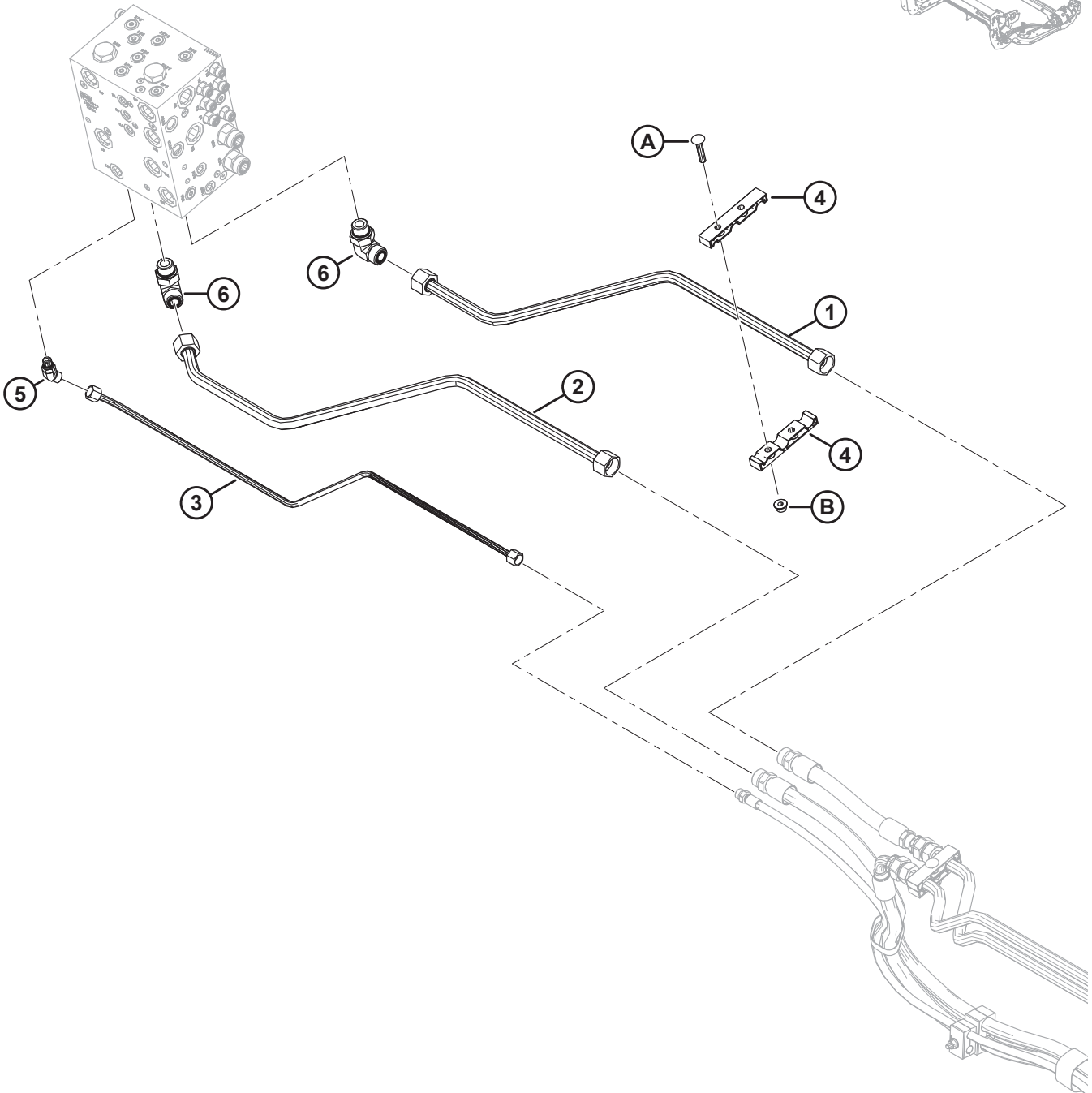
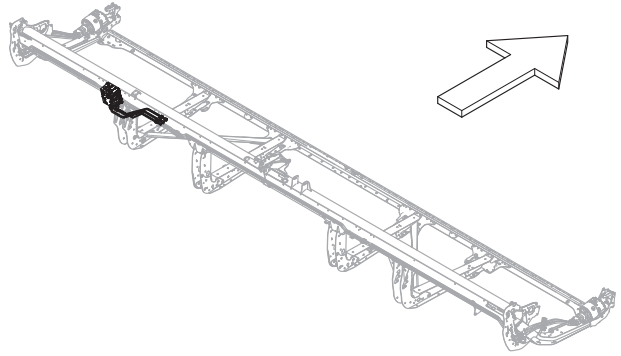
**HYDRAULICS – DRAPER DRIVE, CENTER DELIVERY**

Ref	Part Number	Description	Qty	Serial Number
1	283245	LINE – HYDRAULIC	1	
	135868	O-RING – Ø1.78 X Ø18.77		
2	283244	LINE – HYDRAULIC	1	
	135868	O-RING – Ø1.78 X Ø18.77		
3	283993	CLAMP – LINE DRAPER	4	
4	283297	HOSE – HYDRAULIC	1	
	135865	O-RING – Ø1.78 X Ø9.25		
5	283296	HOSE – HYDRAULIC	1	
6	283295	HOSE – HYDRAULIC	2	
7	283294	HOSE – HYDRAULIC	1	
	135868	O-RING – Ø1.78 X Ø18.77		
8	283293	HOSE – HYDRAULIC	1	
	135868	O-RING – Ø1.78 X Ø18.77		
9	184461	FITTING – ADAPTER HYD	4	
	44210	O-RING – Ø2.46 X Ø19.18		
	135867	O-RING – Ø1.78 X Ø15.60		
10	135778	FITTING – ADAPTER	1	
	50219	O-RING – Ø1.98 X Ø11.89		
	135865	O-RING – Ø1.78 X Ø9.25		
11	184303	CLAMP – COVER PLATE	1	
12	232395	CLAMP – ASSY <sup>163</sup>	1	
13	232219	CLAMP – ASSY <sup>163</sup>	2	
14	232233	CLAMP – COVER PLATE	5	
15	283820	CLAMP – LINE BOTTOM RH	4	
16	283818	CLAMP – LINE MIDDLE RH	4	
17	340549	KIT – RH TOP LINE CLAMP <sup>164</sup>	4	
18	312654	STUD – THRD CLAMP PATCH WING	8	
19	135443	CINCH STRAP – 4 IN. LG	4	
A	252633	BOLT-RHSN M8X1.25X100-8.8-AA1J		
B	184658	BOLT – RHSSN M10 X 1.5 X 50-8.8-AA1J		
C	136486	BOLT – RHSN M8 X 1.25 X 60-8.8-AA1J		
D	135337	NUT – HEX FLG CTR LK M8 X 1.25-8-AA1J		
E	135799	NUT – HEX FLG CTR LOC M10 X 1.5-10		
F	136442	NUT – HEX THIN M10 X 1.5-05-AA1J		
G	184692	NUT – HEX NYLOC M10 X 1.5-8-AA1J		

163. The clamp assembly includes two clamp halves (NSS). It does **NOT** include the cover plate or hardware.

164. Includes RH top line clamp (NSS) and two Torx® screws (MD #320336).

# 61 Hydraulics – Draper Drive, Manifold Lines



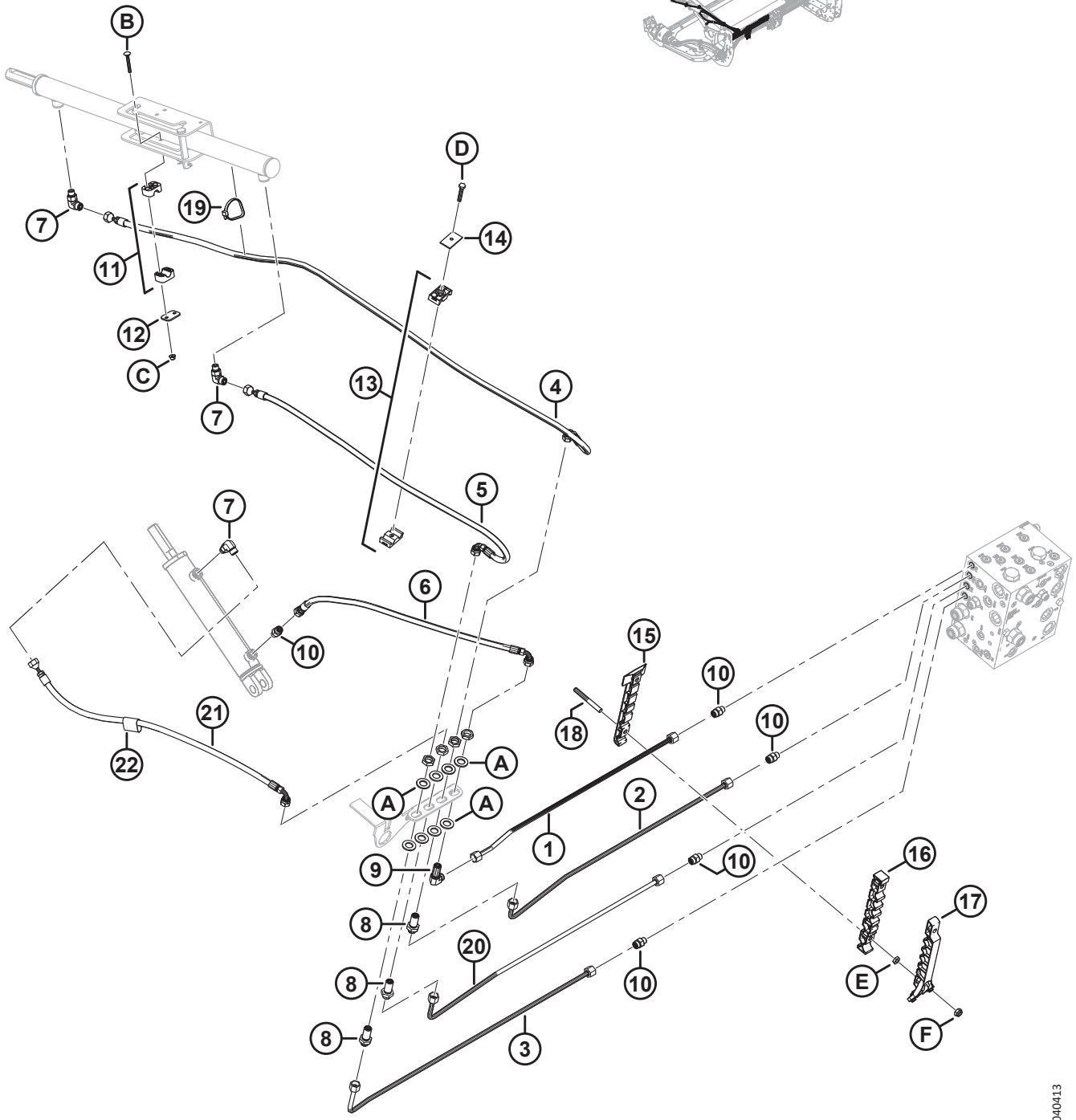
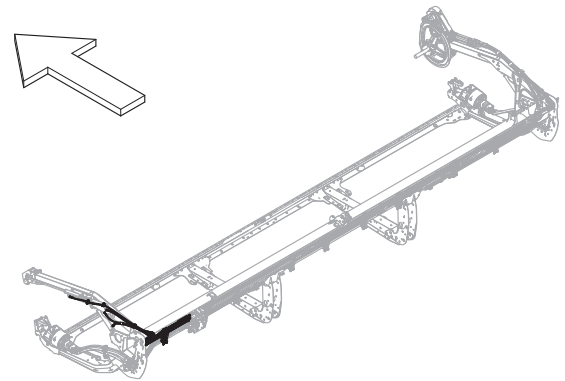
1040408



**HYDRAULICS – DRAPER DRIVE, MANIFOLD LINES**

<b>Ref</b>	<b>Part Number</b>	<b>Description</b>	<b>Qty</b>	<b>Serial Number</b>
1	283283	LINE – HYDRAULIC	1	
2	283284	LINE – HYDRAULIC	1	
3	283285	LINE – HYDRAULIC	1	
4	283990	CLAMP – LINE DRAPER	2	
5	136144	FITTING – ELBOW 45° HYD	1	
	135865	O-RING – Ø1.78 X Ø9.25		
	50219	O-RING – Ø1.98 X Ø11.89		
6	135821	FITTING – ELBOW 90° HYD	2	
	135868	O-RING – Ø1.78 X Ø18.77		
	30971	O-RING – Ø2.95 X Ø23.47		
A	184658	BOLT – RHSSN M10 X 1.5 X 50-8.8-AA1J		
B	135799	NUT – HEX FLG CTR LOC M10 X 1.5-10		

# 62 Hydraulics – Lift and Fore-Aft, Single Reel, Left Arm (D225)



**HYDRAULICS – LIFT AND FORE-AFT, SINGLE REEL, LEFT ARM (D225)**

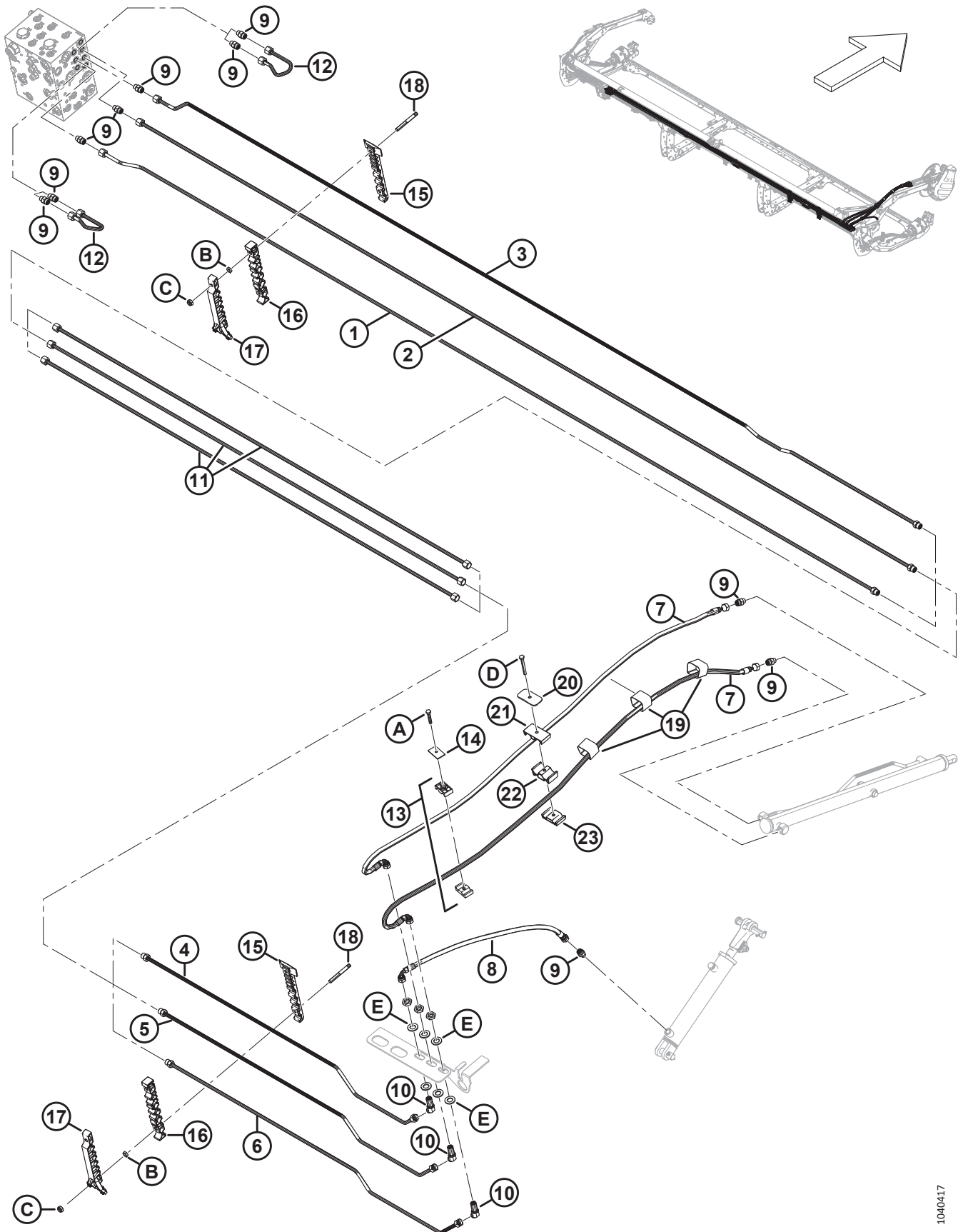
Ref	Part Number	Description	Qty	Serial Number
1	283249	LINE – HYDRAULIC (D225)	1	
2	283248	LINE – HYDRAULIC (D225)	1	
3	283246	LINE – HYDRAULIC (D225)	1	
4	283057	HOSE – HYD	1	
5	283058	HOSE – HYD	1	
6	283059	HOSE – HYD	1	
7	136095	FITTING – ELBOW 90° HYD	3	
8	136145	FITTING – BULKHEAD UNION HYD <sup>165</sup>	3	
	135865	O-RING – Ø1.78 X Ø9.25		
9	136150	FITTING – ELBOW 90° BLKHD HYD <sup>165</sup>	1	
	135865	O-RING – Ø1.78 X Ø9.25		
10	135778	FITTING – ADAPTER	5	
	50219	O-RING – Ø1.98 X Ø11.89		
	135865	O-RING – Ø1.78 X Ø9.25		
11	283791	CLAMP – ASSY <sup>166</sup>	1	
12	255461	PLATE – COVER	1	
13	232395	CLAMP – ASSY <sup>166</sup>	1	
14	184303	CLAMP – COVER PLATE	1	
15	283797	CLAMP – LINE BOTTOM LH	1	
16	283807	CLAMP – LINE MIDDLE LH	1	
17	340548	KIT – LH TOP LINE CLAMP <sup>167</sup>	1	
18	312654	STUD – THRD CLAMP PATCH WING	2	
19	30753	FASTENER – CABLE TIE, BLACK	1	
20	283247	LINE – HYDRAULIC (D225)	1	
21	283060	HOSE – HYD	1	
22	135443	CINCH STRAP – 4 IN. LG	1	
A	136540	WASHER – FLAT		
B	184644	BOLT – RHSN M6 X 1 X 50-8.8-ZINC		
C	152668	NUT – HEX FLG CTR LOC M6 X 1-8		
D	30660	BOLT – HEX HD M8 X 1.25 X 45-8.8-AA1J		
E	136442	NUT – HEX THIN M10 X 1.5-05-AA1J		
F	184692	NUT – HEX NYLOC M10 X 1.5-8-AA1J		

165. The fitting includes a securing nut (NSS).

166. The clamp assembly includes two clamp halves (NSS). It does **NOT** include the cover plate or hardware.

167. Includes LH top line clamp (NSS) and two Torx® screws (MD #320336).

# 63 Hydraulics – Lift and Fore-Aft, Single Reel, Right Arm (D225)



**HYDRAULICS – LIFT AND FORE-AFT, SINGLE REEL, RIGHT ARM (D225)**

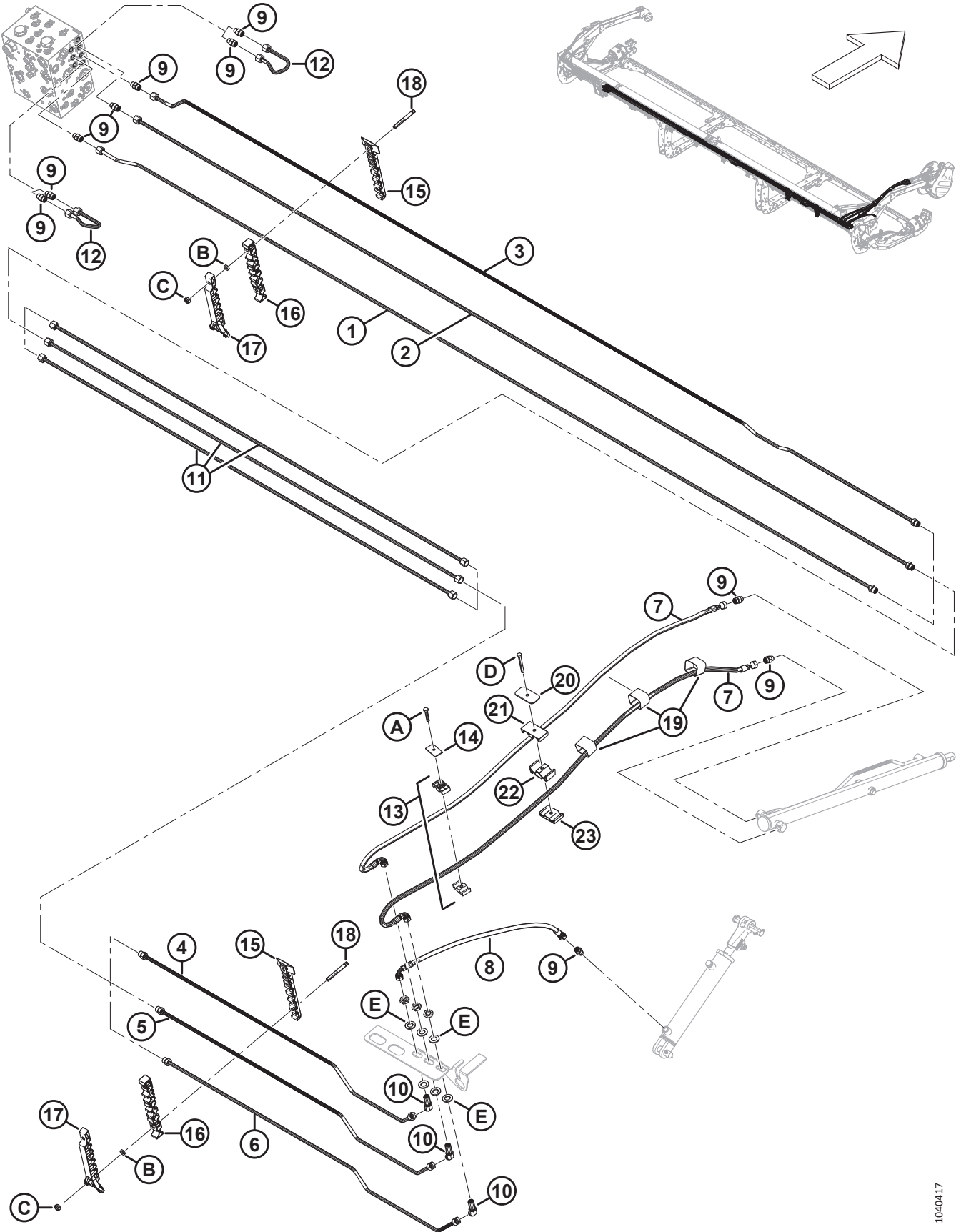
<b>Ref</b>	<b>Part Number</b>	<b>Description</b>	<b>Qty</b>	<b>Serial Number</b>
1	283260	LINE – HYDRAULIC (D225)	1	
	135865	O-RING – Ø1.78 X Ø9.25		
2	283262	LINE – HYDRAULIC (D225)	1	
	135865	O-RING – Ø1.78 X Ø9.25		
3	283258	LINE – HYDRAULIC (D225)	1	
	135865	O-RING – Ø1.78 X Ø9.25		
4	283259	LINE – HYDRAULIC (D225)	1	
	135865	O-RING – Ø1.78 X Ø9.25		
5	283261	LINE – HYDRAULIC (D225)	1	
	135865	O-RING – Ø1.78 X Ø9.25		
6	283263	LINE – HYDRAULIC (D225)	1	
	135865	O-RING – Ø1.78 X Ø9.25		
7	283327	HOSE – HYD	2	
8	283059	HOSE – HYD	1	
9	135778	FITTING – ADAPTER	10	
	50219	O-RING – Ø1.98 X Ø11.89		
	135865	O-RING – Ø1.78 X Ø9.25		
10	136146	FITTING – ELBOW 45° BLKHD HYD <sup>168</sup>	3	
11	283750	LINE – HYDRAULIC (D225)	3	
	135865	O-RING – Ø1.78 X Ø9.25		
12	283251	LINE – HYDRAULIC	2	
13	232395	CLAMP – ASSY <sup>169</sup>	1	
14	184303	CLAMP – COVER PLATE	1	
15	283820	CLAMP – LINE BOTTOM RH	7	
16	283818	CLAMP – LINE MIDDLE RH	7	
17	340549	KIT – RH TOP LINE CLAMP <sup>170</sup>	7	
18	312654	STUD – THRD CLAMP PATCH WING	14	
19	135444	CINCH STRAP – 4 IN. LG	3	
20	323023	PLATE – CLAMP CENTER REEL ARM	1	
21	283989	PLATE – HOSE REEL TOP	1	
22	283988	PLATE – HOSE REEL MIDDLE	1	
23	283987	PLATE – HOSE REEL BOTTOM	1	
A	30660	BOLT – HEX HD M8 X 1.25 X 45-8.8-AA1J		
B	136442	NUT – HEX THIN M10 X 1.5-05-AA1J		

168. The fitting includes a securing nut (NSS).

169. The clamp assembly includes two clamp halves (NSS). It does **NOT** include the cover plate or hardware.

170. Includes RH top line clamp (NSS) and two Torx® screws (MD #320336).

HYDRAULICS – LIFT AND FORE-AFT, SINGLE REEL, RIGHT ARM (D225)

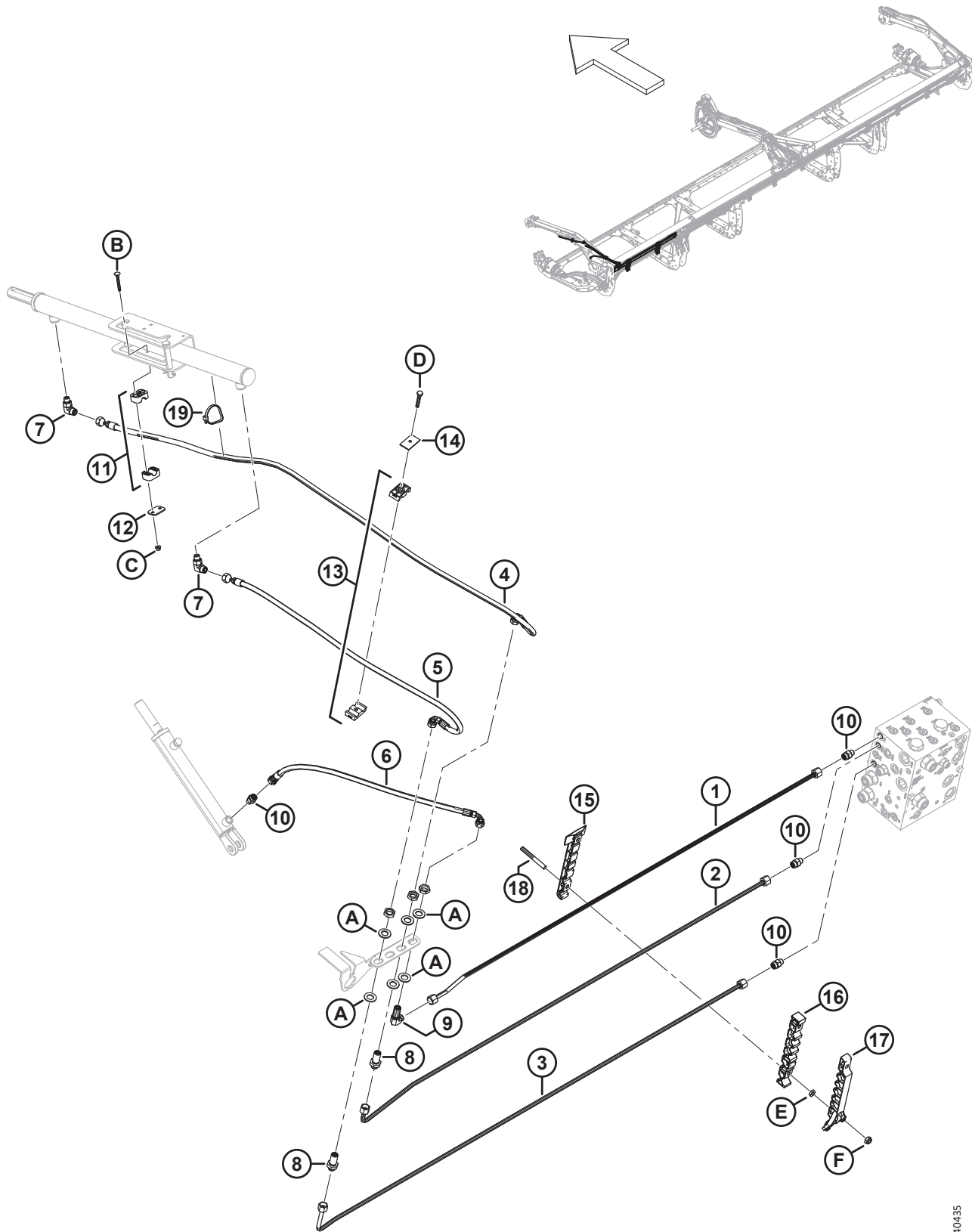


1040417

**HYDRAULICS – LIFT AND FORE-AFT, SINGLE REEL, RIGHT ARM (D225)**

<b>Ref</b>	<b>Part Number</b>	<b>Description</b>	<b>Qty</b>	<b>Serial Number</b>
C	184692	NUT – HEX NYLOC M10 X 1.5-8-AA1J		
D	184656	BOLT – HEX HD M8 X 1.25 X 70-8.8-AA1J		
E	136540	WASHER – FLAT		

# 64 Hydraulics – Lift and Fore-Aft, Double Reel, Left Arm (D230, D235, and D241)





**HYDRAULICS – LIFT AND FORE-AFT, DOUBLE REEL, LEFT ARM (D230, D235, AND D241)**

Ref	Part Number	Description	Qty	Serial Number
1	283056	LINE – HYDRAULIC (D230) <sup>171</sup>	1	
	283144	LINE – HYDRAULIC (D235) <sup>172</sup>	1	
	283183	LINE – HYDRAULIC (D241) <sup>173</sup>	1	
2	283055	LINE – HYDRAULIC (D230) <sup>171</sup>	1	
	283143	LINE – HYDRAULIC (D235) <sup>172</sup>	1	
	283182	LINE – HYDRAULIC (D241) <sup>173</sup>	1	
3	283053	LINE – HYDRAULIC (D230) <sup>171</sup>	1	
	283141	LINE – HYDRAULIC (D235) <sup>172</sup>	1	
	283180	LINE – HYDRAULIC (D241) <sup>173</sup>	1	
4	283057	HOSE – HYD	1	
5	283058	HOSE – HYD	1	
6	283059	HOSE – HYD	1	
7	136095	FITTING – ELBOW 90° HYD	2	
8	136145	FITTING – BULKHEAD UNION HYD <sup>174</sup>	2	
9	136150	FITTING – ELBOW 90° BLKHD HYD <sup>174</sup>	1	
10	135778	FITTING – ADAPTER	4	
	50219	O-RING – Ø1.98 X Ø11.89		
	135865	O-RING – Ø1.78 X Ø9.25		
11	283791	CLAMP – ASSY <sup>175</sup>	1	
12	255461	PLATE – COVER	1	
13	232395	CLAMP – ASSY <sup>175</sup>	1	
14	184303	CLAMP – COVER PLATE	1	
15	283797	CLAMP – LINE BOTTOM LH <sup>176</sup>		
16	283807	CLAMP – LINE MIDDLE LH <sup>176</sup>		
17	340548	KIT – LH TOP LINE CLAMP <sup>177</sup>		
18	312654	STUD – THRD CLAMP PATCH WING <sup>178</sup>		
19	30753	FASTENER – CABLE TIE, BLACK	1	
A	136540	WASHER – FLAT		
B	184644	BOLT – RHSN M6 X 1 X 50-8.8-ZINC		
C	152668	NUT – HEX FLG CTR LOC M6 X 1-8		

171. Used on D230 headers only.

172. Used on D235 headers only.

173. Used on D241 headers only.

174. The fitting includes a securing nut (NSS).

175. The clamp assembly includes two clamp halves (NSS). It does **NOT** include the cover plate or hardware.

176. Quantities: D230 = 2, D235 = 3, and D241 = 4.

177. Includes LH top line clamp (NSS) and two Torx® screws (MD #320336). Quantities: D230 = 2, D235 = 3, and D241 = 4.

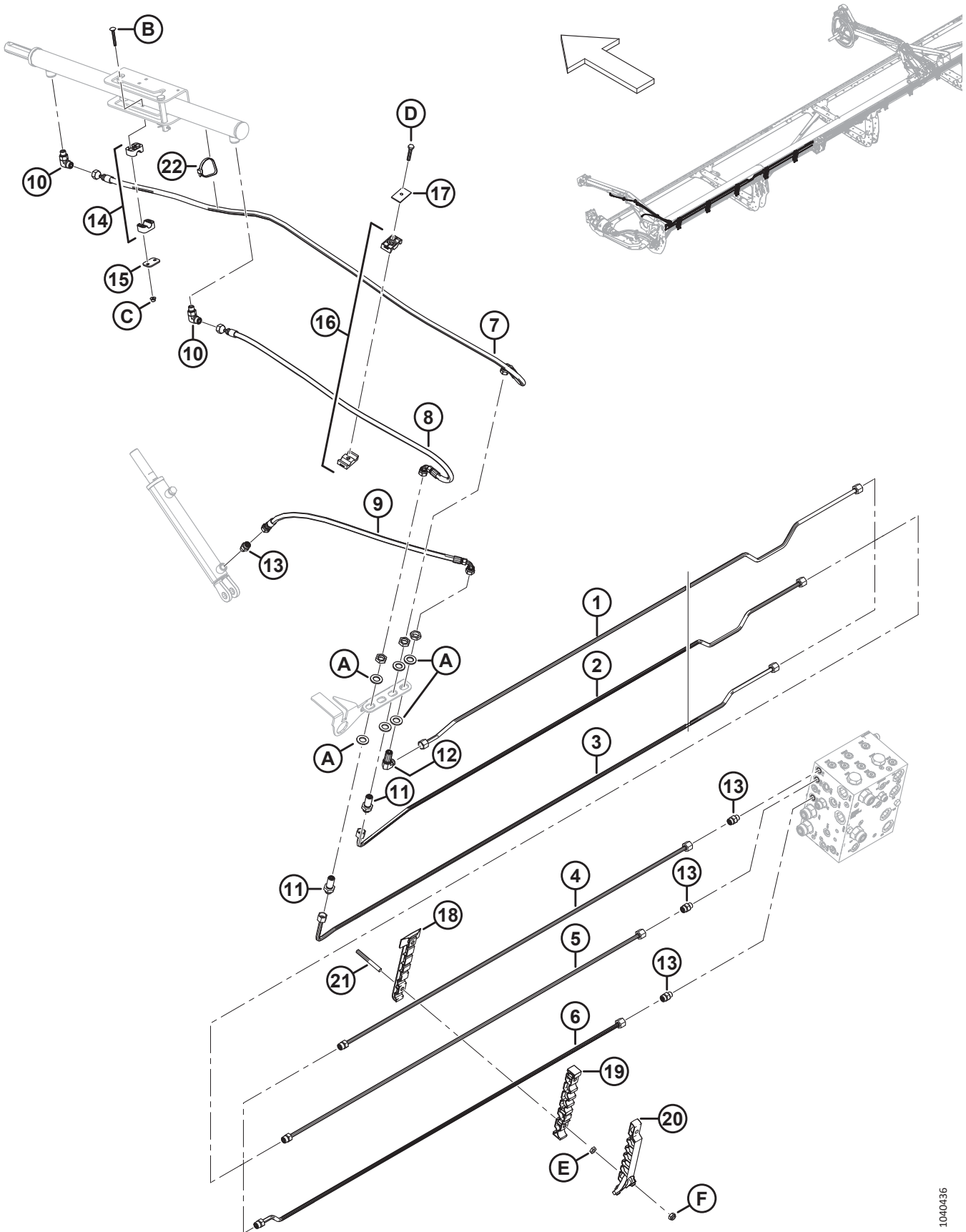
178. Quantities: D230 = 4, D235 = 6, and D241 = 8.



**HYDRAULICS – LIFT AND FORE-AFT, DOUBLE REEL, LEFT ARM (D230, D235, AND D241)**

<b>Ref</b>	<b>Part Number</b>	<b>Description</b>	<b>Qty</b>	<b>Serial Number</b>
D	30660	BOLT – HEX HD M8 X 1.25 X 45-8.8-AA1J		
E	136442	NUT – HEX THIN M10 X 1.5-05-AA1J		
F	184692	NUT – HEX NYLOC M10 X 1.5-8-AA1J		

# 65 Hydraulics – Lift and Fore-Aft, Double Reel, Left Arm (D245)



**HYDRAULICS – LIFT AND FORE-AFT, DOUBLE REEL, LEFT ARM (D245)**

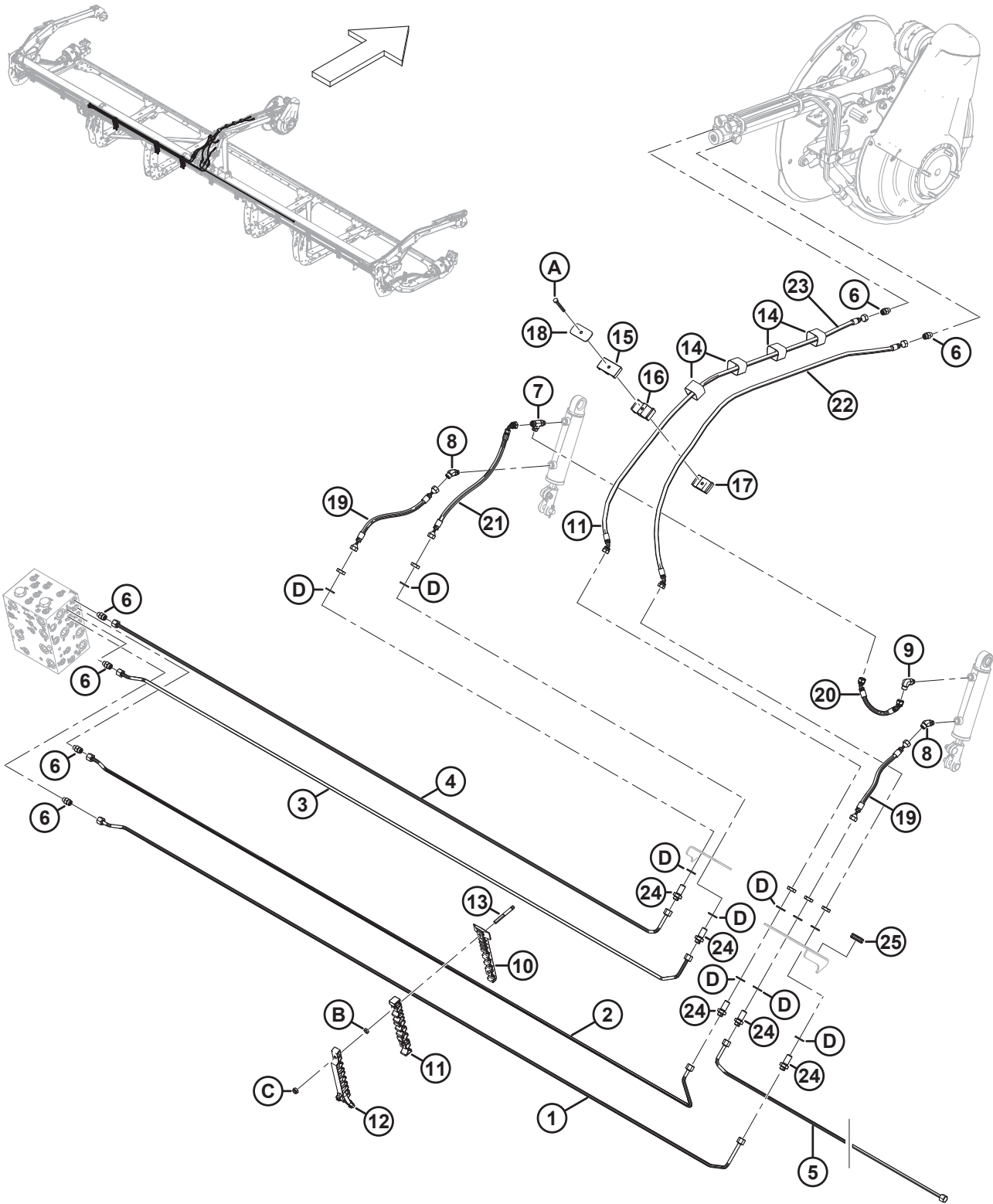
Ref	Part Number	Description	Qty	Serial Number
1	283824	LINE – HYDRAULIC (D245)	1	
2	283823	LINE – HYDRAULIC (D245)	1	
3	283822	LINE – HYDRAULIC (D245)	1	
4	283450	LINE – HYDRAULIC (D245)	1	
	135865	O-RING – Ø1.78 X Ø9.25		
5	283449	LINE – HYDRAULIC (D245)	1	
	135865	O-RING – Ø1.78 X Ø9.25		
6	283447	LINE – HYDRAULIC (D245)	1	
	135865	O-RING – Ø1.78 X Ø9.25		
7	283057	HOSE – HYD	1	
8	283058	HOSE – HYD	1	
9	283059	HOSE – HYD	1	
10	136095	FITTING – ELBOW 90° HYD	2	
11	136145	FITTING – BULKHEAD UNION HYD <sup>179</sup>	2	
12	136150	FITTING – ELBOW 90° BLKHD HYD <sup>179</sup>	1	
13	135778	FITTING – ADAPTER	4	
14	283791	CLAMP – ASSY <sup>180</sup>	1	
15	255461	PLATE – COVER	1	
16	232395	CLAMP – ASSY <sup>180</sup>	1	
17	184303	CLAMP – COVER PLATE	1	
18	283797	CLAMP – LINE BOTTOM LH	5	
19	283807	CLAMP – LINE MIDDLE LH	5	
20	340548	KIT – LH TOP LINE CLAMP <sup>181</sup>	5	
21	312654	STUD – THRD CLAMP PATCH WING	10	
22	30753	FASTENER – CABLE TIE, BLACK	1	
A	136540	WASHER – FLAT		
B	184644	BOLT – RHSN M6 X 1 X 50-8.8-ZINC		
C	152668	NUT – HEX FLG CTR LOC M6 X 1-8		
D	30660	BOLT – HEX HD M8 X 1.25 X 45-8.8-AA1J		
E	136442	NUT – HEX THIN M10 X 1.5-05-AA1J		
F	184692	NUT – HEX NYLOC M10 X 1.5-8-AA1J		

179. The fitting includes a securing nut (NSS).

180. The clamp assembly includes two clamp halves (NSS). It does NOT include the cover plate or hardware.

181. Includes LH top line clamp (NSS) and two Torx screws (MD #320336).

# 66 Hydraulics – Lift and Fore-Aft, Double Reel, Center Arm (D230, D235, D241, and D245)



1040437

**HYDRAULICS – LIFT AND FORE-AFT, DOUBLE REEL, CENTER ARM (D230, D235, D241, AND D245)**

Ref	Part Number	Description	Qty	Serial Number
1	283523	LINE – HYDRAULIC	1	
2	283520	LINE – HYDRAULIC	1	
3	283522	LINE – HYDRAULIC	1	
4	283521	LINE – HYDRAULIC	1	
5	283526	LINE – HYDRAULIC (D230, D235) <sup>182</sup>	1	
	283810	LINE – HYDRAULIC (D241, D245) <sup>183</sup>	1	
6	135778	FITTING – ADAPTER	6	
	50219	O-RING – Ø1.98 X Ø11.89		
	135865	O-RING – Ø1.78 X Ø9.25		
7	136240	FITTING – TEE HYD	1	
	50219	O-RING – Ø1.98 X Ø11.89		
	135865	O-RING – Ø1.78 X Ø9.25		
8	136144	FITTING – ELBOW 45° HYD	2	
	50219	O-RING – Ø1.98 X Ø11.89		
	135865	O-RING – Ø1.78 X Ø9.25		
9	136095	FITTING – ELBOW 90° HYD	1	
	50219	O-RING – Ø1.98 X Ø11.89		
	135865	O-RING – Ø1.78 X Ø9.25		
10	283820	CLAMP – LINE BOTTOM RH	3	
11	283818	CLAMP – LINE MIDDLE RH	3	
12	340549	KIT – RH TOP LINE CLAMP <sup>184</sup>	3	
13	312654	STUD – THRD CLAMP PATCH WING	6	
14	135444	CINCH STRAP – 6 IN. LG	4	
15	283989	CLAMP – HOSE REEL TOP	1	
16	283988	CLAMP – HOSE REEL MIDDLE	1	
17	283987	CLAMP – HOSE REEL BOTTOM	1	
18	323023	PLATE – CLAMP CENTER REEL ARM	1	
19	283582	HOSE – HYD, 1/4 IN ID, 350 MM LG, 100R17	2	
20	283785	HOSE – HYD, 1/4 IN ID, 240 MM LG, 100R17	1	
21	283747	HOSE – HYD, 1/4 IN ID, 475 MM LG, 100R17	1	
22	323018	HOSE – HYD, 1/4 IN ID, 1530 MM LG, 100R17	1	
23	283581	HOSE – HYD, 1/4 IN ID, 1505 MM LG, 100R17	1	
24	136145	FITTING – BULKHEAD UNION HYD <sup>185</sup>	5	
	135865	O-RING – Ø1.78 X Ø9.25		

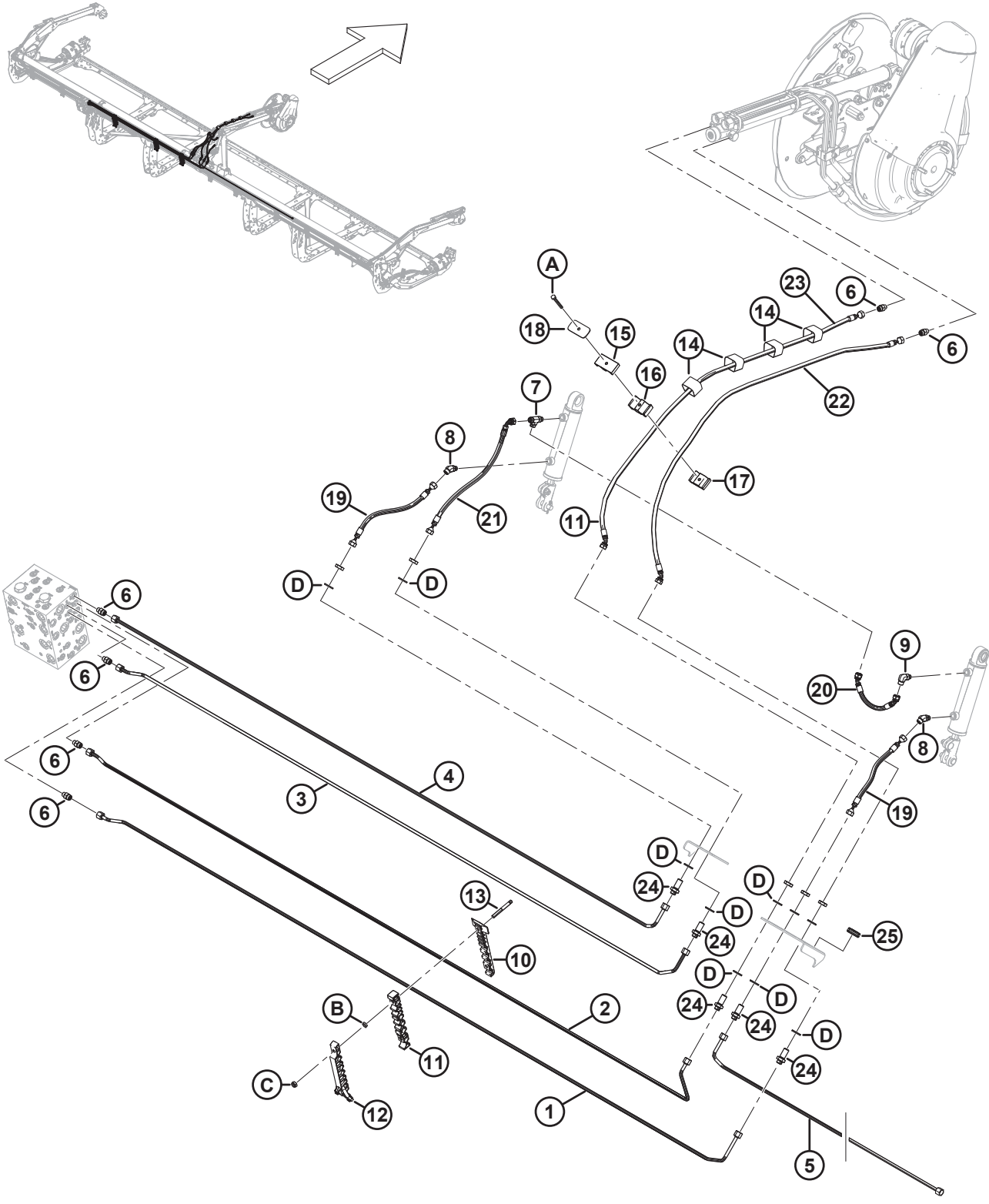
182. Used on D230 and D235 headers only.

183. Used on D241 and D245 headers only.

184. Includes RH top line clamp (NSS) and two Torx screws (MD #320336).

185. The fitting includes a securing nut (NSS).

HYDRAULICS – LIFT AND FORE-AFT, DOUBLE REEL, CENTER ARM (D230, D235, D241, AND D245)



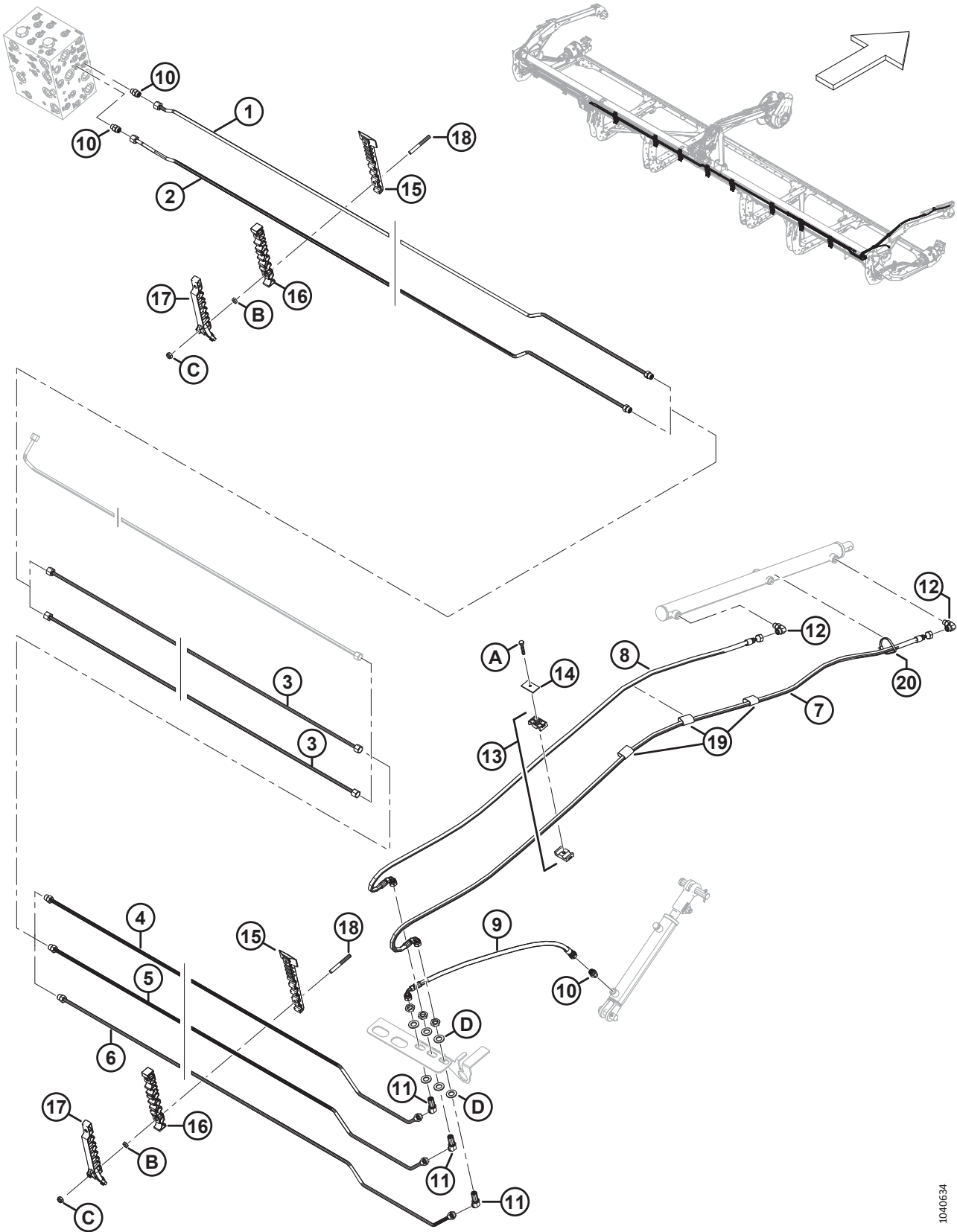
1040437



**HYDRAULICS – LIFT AND FORE-AFT, DOUBLE REEL, CENTER ARM (D230, D235, D241, AND D245)**

<b>Ref</b>	<b>Part Number</b>	<b>Description</b>	<b>Qty</b>	<b>Serial Number</b>
25	112640	GROMMET	1	
A	184656	BOLT – HEX HD M8 X 1.25 X 70-8.8-AA1J		
B	136442	NUT – HEX THIN M10 X 1.5-05-AA1J		
C	184692	NUT – HEX NYLOC M10 X 1.5-8-AA1J		
D	136540	WASHER – FLAT		

# 67 Hydraulics – Lift and Fore-Aft, Double Reel, Right Arm (D230 and D235)



**HYDRAULICS – LIFT AND FORE-AFT, DOUBLE REEL, RIGHT ARM (D230 AND D235)**

Ref	Part Number	Description	Qty	Serial Number
1	283533	LINE – HYDRAULIC (D230 AND D235)	1	
	135865	O-RING – Ø1.78 X Ø9.25		
2	283540	LINE – HYDRAULIC (D230 AND D235)	1	
	135865	O-RING – Ø1.78 X Ø9.25		
3	283750	LINE – HYDRAULIC (D230 AND D235)	2	
4	283527	LINE – HYDRAULIC (D230) <sup>186</sup>	1	
	283528	LINE – HYDRAULIC (D235) <sup>187</sup>	1	
	135865	O-RING – Ø1.78 X Ø9.25		
5	283534	LINE – HYDRAULIC (D230) <sup>186</sup>	1	
	283535	LINE – HYDRAULIC (D235) <sup>187</sup>	1	
	135865	O-RING – Ø1.78 X Ø9.25		
6	283541	LINE – HYDRAULIC (D230) <sup>186</sup>	1	
	283542	LINE – HYDRAULIC (D235) <sup>187</sup>	1	
	135865	O-RING – Ø1.78 X Ø9.25		
7	283074	HOSE – HYD	1	
8	283075	HOSE – HYD	1	
9	283059	HOSE – HYD	1	
10	135778	FITTING – ADAPTER	3	
	50219	O-RING – Ø1.98 X Ø11.89		
	135865	O-RING – Ø1.78 X Ø9.25		
11	136146	FITTING – ELBOW 45° BLKHD HYD <sup>188</sup>	3	
12	136095	FITTING – ELBOW 90° HYD	2	
	50219	O-RING – Ø1.98 X Ø11.89		
	135865	O-RING – Ø1.78 X Ø9.25		
13	232395	CLAMP – ASSY <sup>189</sup>	2	
14	184303	CLAMP – COVER PLATE	2	
15	283820	CLAMP – LINE BOTTOM RH <sup>190</sup>		
16	283818	CLAMP – LINE MIDDLE RH <sup>190</sup>		
17	340549	KIT – RH TOP LINE CLAMP <sup>191</sup>		
18	312654	STUD – THRD CLAMP PATCH WING <sup>192</sup>		
19	135443	CINCH STRAP – 4 IN. LG	3	

186. Used on D230 headers only.

187. Used on D235 headers only.

188. The fitting includes a securing nut (NSS).

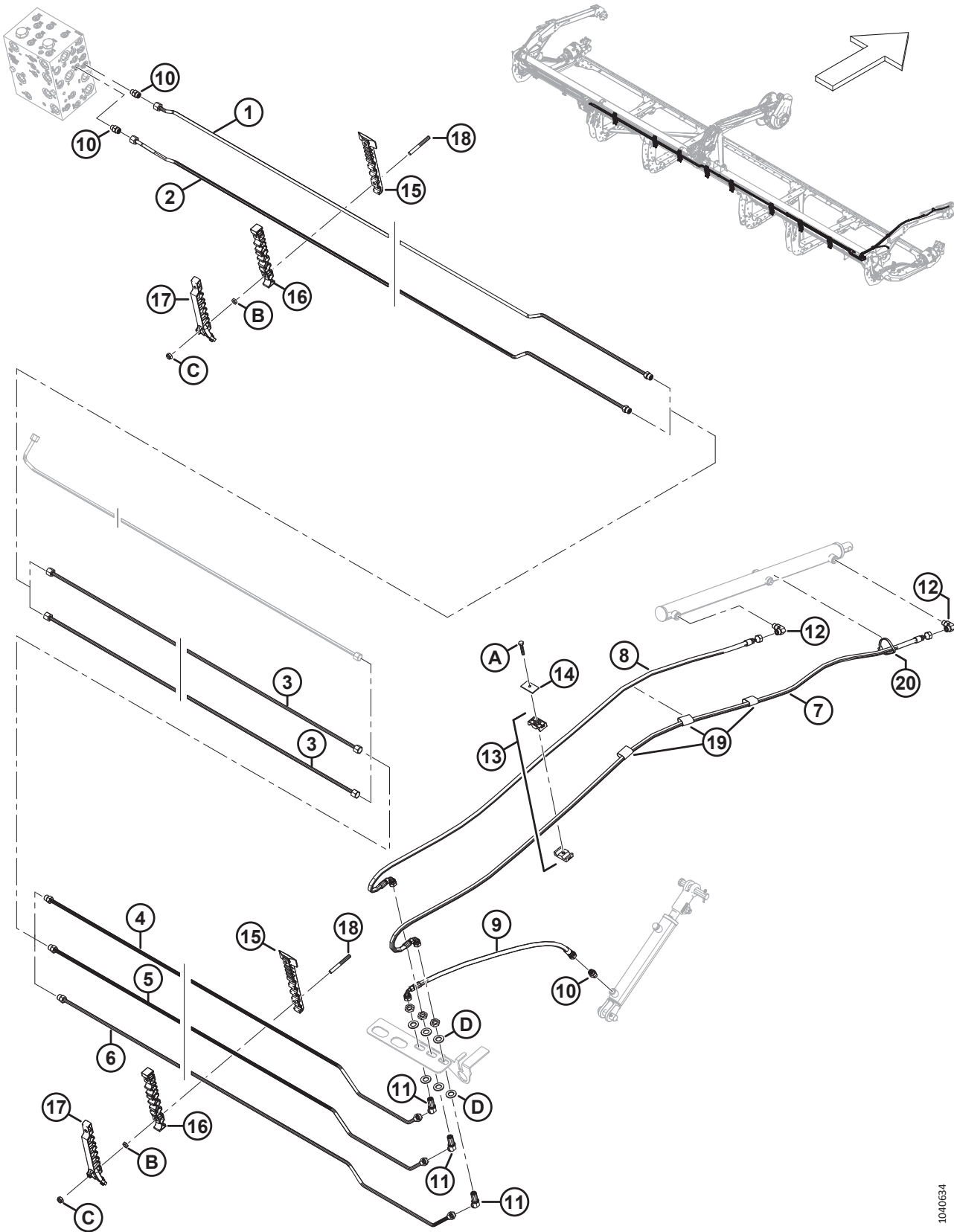
189. The clamp assembly includes two clamp halves (NSS). It does **NOT** include the cover plate or hardware.

190. Quantities: D230 = 8; D235 = 9.

191. Includes RH top line clamp (NSS) and two Torx® screws (MD #320336). Quantities: D230 = 8; D235 = 9.

192. Quantities: D230 = 16; D235 = 18.

HYDRAULICS – LIFT AND FORE-AFT, DOUBLE REEL, RIGHT ARM (D230 AND D235)

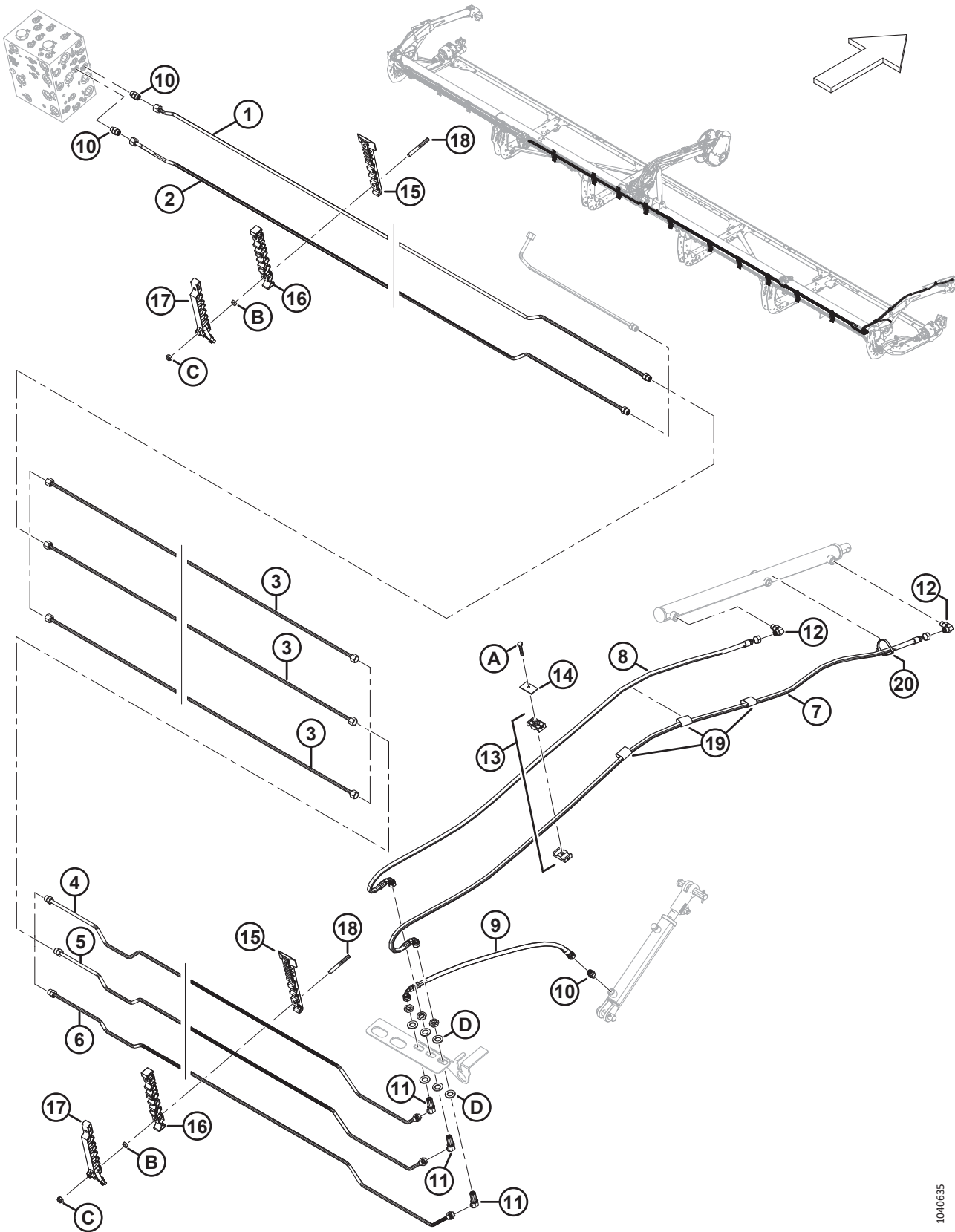


1040634

**HYDRAULICS – LIFT AND FORE-AFT, DOUBLE REEL, RIGHT ARM (D230 AND D235)**

<b>Ref</b>	<b>Part Number</b>	<b>Description</b>	<b>Qty</b>	<b>Serial Number</b>
20	30753	FASTENER – CABLE TIE, BLACK	1	
A	30660	BOLT – HEX HD M8 X 1.25 X 45-8.8-AA1J		
B	136442	NUT – HEX THIN M10 X 1.5-05-AA1J		
C	184692	NUT – HEX NYLOC M10 X 1.5-8-AA1J		
D	136540	WASHER – FLAT		

# 68 Hydraulics – Lift and Fore-Aft, Double Reel, Right Arm (D241 and D245)



**HYDRAULICS – LIFT AND FORE-AFT, DOUBLE REEL, RIGHT ARM (D241 AND D245)**

Ref	Part Number	Description	Qty	Serial Number
1	283533	LINE – HYDRAULIC (D241 AND D245)	1	
	135865	O-RING – Ø1.78 X Ø9.25		
2	283540	LINE – HYDRAULIC (D241 AND D245)	1	
	135865	O-RING – Ø1.78 X Ø9.25		
3	283529	LINE – HYDRAULIC (D241) <sup>193</sup>	3	
	283531	LINE – HYDRAULIC (D245) <sup>194</sup>	3	
4	283431	LINE – HYDRAULIC (D241 AND D245)	1	
	135865	O-RING – Ø1.78 X Ø9.25		
5	283432	LINE – HYDRAULIC (D241 AND D245)	1	
	135865	O-RING – Ø1.78 X Ø9.25		
6	283433	LINE – HYDRAULIC (D241 AND D245)	1	
	135865	O-RING – Ø1.78 X Ø9.25		
7	283074	HOSE – HYD	1	
8	283075	HOSE – HYD	1	
9	283059	HOSE – HYD	1	
10	135778	FITTING – ADAPTER	3	
	50219	O-RING – Ø1.98 X Ø11.89		
	135865	O-RING – Ø1.78 X Ø9.25		
11	136146	FITTING – ELBOW 45° BLKHD HYD <sup>195</sup>	3	
12	136095	FITTING – ELBOW 90° HYD	2	
	50219	O-RING – Ø1.98 X Ø11.89		
	135865	O-RING – Ø1.78 X Ø9.25		
13	232395	CLAMP – ASSY <sup>196</sup>	2	
14	184303	CLAMP – COVER PLATE	2	
15	283820	CLAMP – LINE BOTTOM RH	10	
16	283818	CLAMP – LINE MIDDLE RH	10	
17	340549	KIT – RH TOP LINE CLAMP <sup>197</sup>	10	
18	312654	STUD – THRD CLAMP PATCH WING	20	
19	135443	CINCH STRAP – 4 IN. LG	3	
20	30753	FASTENER – CABLE TIE, BLACK	1	
A	30660	BOLT – HEX HD M8 X 1.25 X 45-8.8-AA1J		
B	136442	NUT – HEX THIN M10 X 1.5-05-AA1J		

193. Used on D241 headers only.

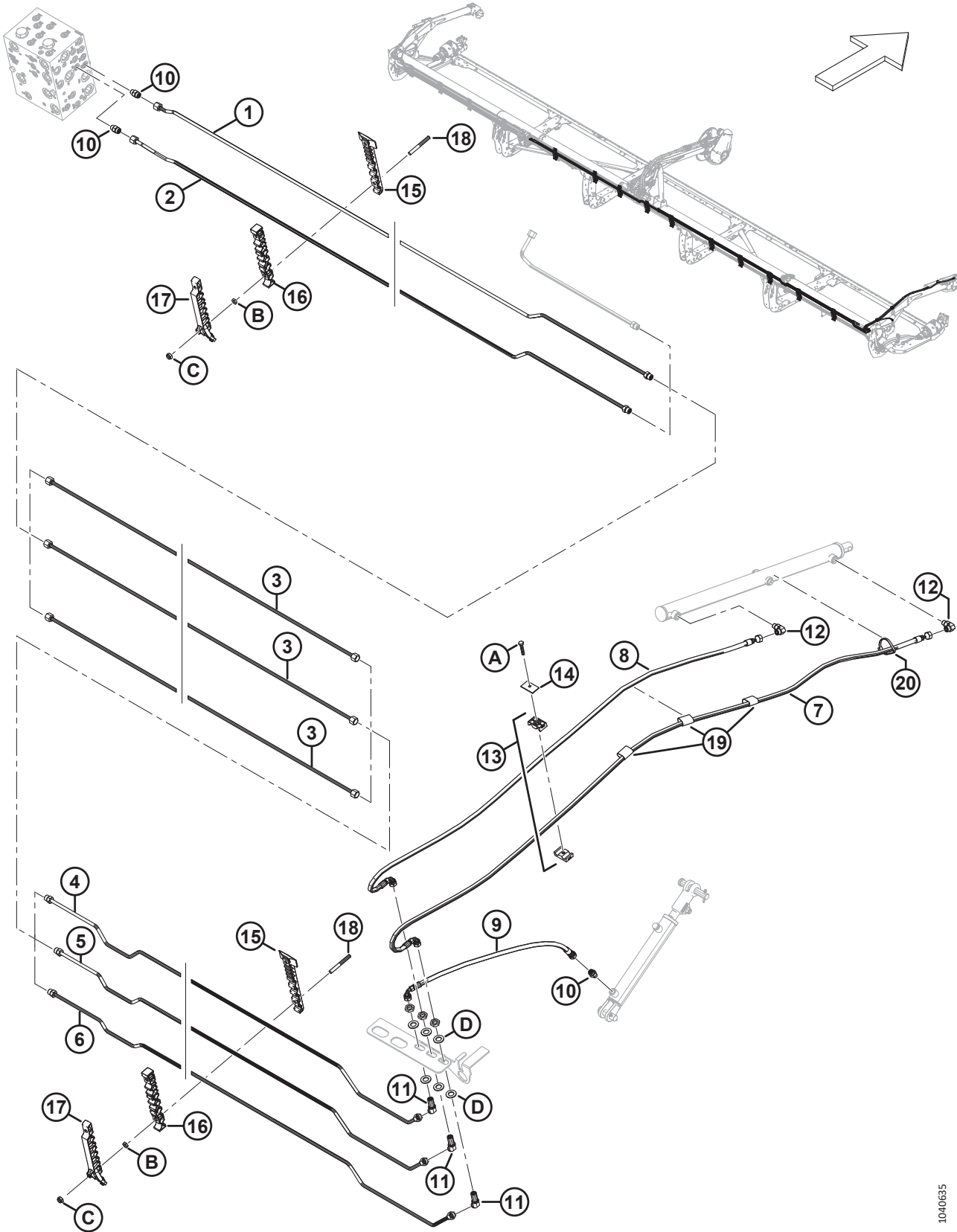
194. Used on D245 headers only.

195. The fitting includes a securing nut (NSS).

196. The clamp assembly includes two clamp halves (NSS). It does NOT include the cover plate or hardware.

197. Includes RH top line clamp (NSS) and two Torx screws (MD #320336).

# HYDRAULICS – LIFT AND FORE-AFT, DOUBLE REEL, RIGHT ARM (D241 AND D245)



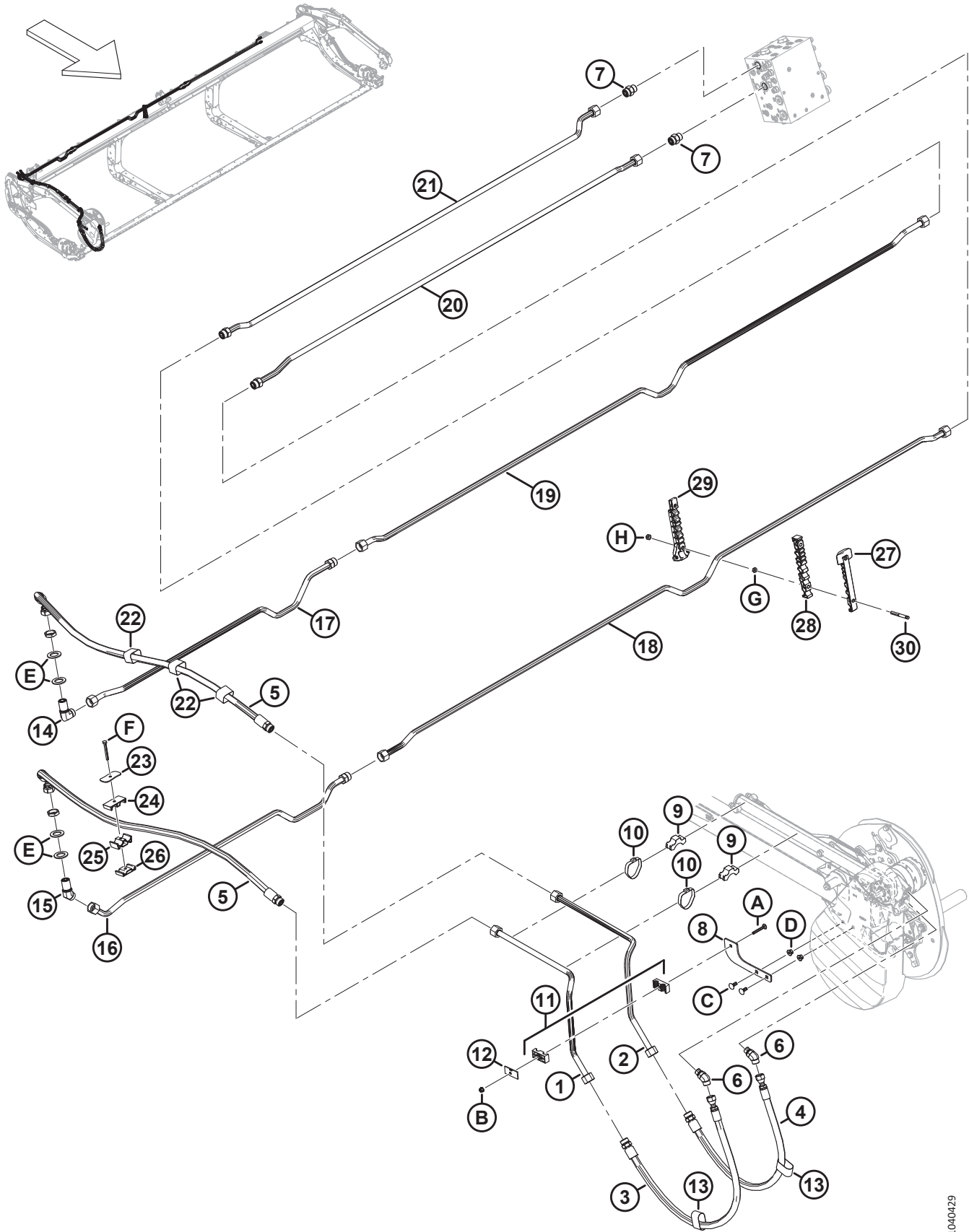
1040635



HYDRAULICS – LIFT AND FORE-AFT, DOUBLE REEL, RIGHT ARM (D241 AND D245)

Ref	Part Number	Description	Qty	Serial Number
C	184692	NUT – HEX NYLOC M10 X 1.5-8-AA1J		
D	136540	WASHER – FLAT		

# 69 Hydraulics – Reel Drive, Single Reel



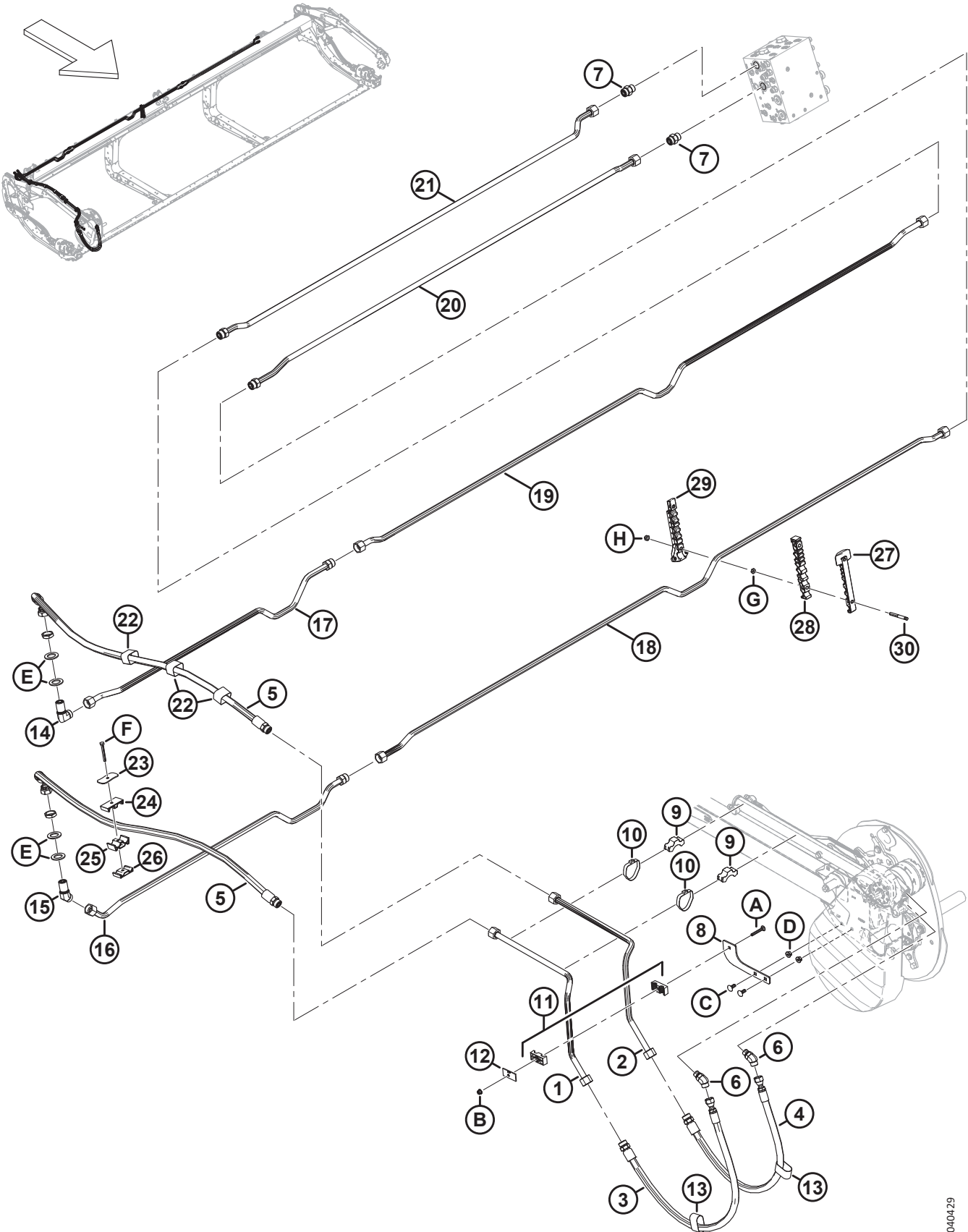
**HYDRAULICS – REEL DRIVE, SINGLE REEL**

Ref	Part Number	Description	Qty	Serial Number
1	323428	LINE – HYDRAULIC	1	
2	323429	LINE – HYDRAULIC	1	
3	283092	HOSE – HYD	1	
	135868	O-RING – Ø1.78 X Ø18.77		
4	283091	HOSE – HYD	1	
	135868	O-RING – Ø1.78 X Ø18.77		
5	323519	HOSE – HYD	2	
	135868	O-RING – Ø1.78 X Ø18.77		
6	136327	FITTING – ELBOW 45° HYD	2	
	44210	O-RING – Ø2.46 X Ø19.18		
	135867	O-RING – Ø1.78 X Ø15.60		
7	135788	FITTING – ADAPTER	2	
	30971	O-RING – Ø2.95 X Ø23.47		
	135868	O-RING – Ø1.78 X Ø18.77		
8	273285	SUPPORT – BRACKET	1	
9	232405	CLAMP – LINE	2	
10	112823	CLAMP – HOSE	2	
11	232397	CLAMP – ASSY <sup>198</sup>	1	
12	232233	CLAMP – COVER PLATE	1	
13	135443	CINCH STRAP 4 IN. LG	2	
14	136245	FITTING – ELBOW 90° BULKHEAD HYD <sup>199</sup>	1	
	135868	O-RING – Ø1.78 X Ø18.77		
15	136527	FITTING – ELBOW 45° BULKHEAD <sup>199</sup>	1	
	135868	O-RING – Ø1.78 X Ø18.77		
16	283255	LINE – HYDRAULIC	1	
	135868	O-RING – Ø1.78 X Ø18.77		
17	283254	LINE – HYDRAULIC	1	
	135868	O-RING – Ø1.78 X Ø18.77		
18	283256	LINE – HYDRAULIC	1	
19	283253	LINE – HYDRAULIC	1	
20	283257	LINE – HYDRAULIC	1	
	135868	O-RING – Ø1.78 X Ø18.77		
21	283252	LINE – HYDRAULIC	1	
	135868	O-RING – Ø1.78 X Ø18.77		
22	135444	CINCH STRAP – 4 IN. LG	3	
23	323023	PLATE – CLAMP CENTER REEL ARM	1	

198. The clamp assembly includes two clamp halves (NSS). It does NOT include the cover plate or hardware.

199. The fitting includes a securing nut (NSS).

# HYDRAULICS – REEL DRIVE, SINGLE REEL



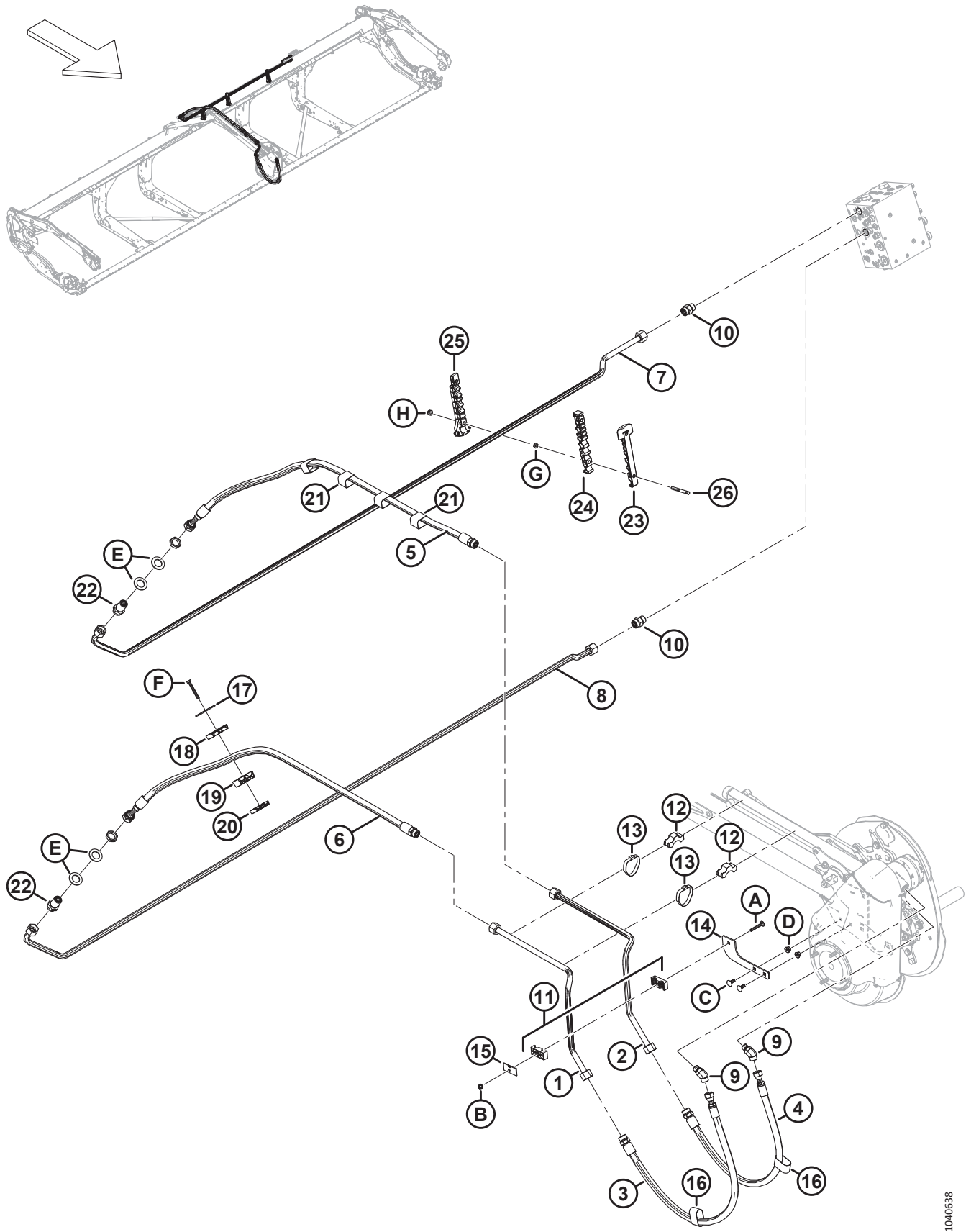
1040429

**HYDRAULICS – REEL DRIVE, SINGLE REEL**

<b>Ref</b>	<b>Part Number</b>	<b>Description</b>	<b>Qty</b>	<b>Serial Number</b>
24	283989	PLATE – HOSE REEL TOP	1	
25	283988	PLATE – HOSE REEL MIDDLE	1	
26	283987	PLATE – HOSE REEL BOTTOM	1	
27	283820	CLAMP – LINE BOTTOM RH	7	
28	283818	CLAMP – LINE MIDDLE RH	7	
29	340549	KIT – RH TOP LINE CLAMP <sup>200</sup>	7	
30	312654	STUD – THRD CLAMP PATCH WING	14	
A	136486	BOLT – RHSN M8 X 1.25 X 60-8.8-AA1J		
B	135337	NUT – HEX FLG CTR LK M8 X 1.25-8-AA1J		
C	135785	BOLT – RHSN M10 X 1.5 X 25-8.8-AA1J		
D	135799	NUT – HEX FLG CTR LOC M10 X 1.5-10		
E	136355	WASHER – FLAT 2.0 IN. OD ZP		
F	184656	BOLT – HEX HD M8 X 1.25 X 70-8.8-AA1J		
G	136442	NUT – HEX THIN M10 X 1.5-05-AA1J		
H	184692	NUT – HEX NYLOC M10 X 1.5-8-AA1J		

200. Includes RH top line clamp (NSS) and two Torx screws (MD #320336).

# 70 Hydraulics – Reel Drive, Double Reel



**HYDRAULICS – REEL DRIVE, DOUBLE REEL**

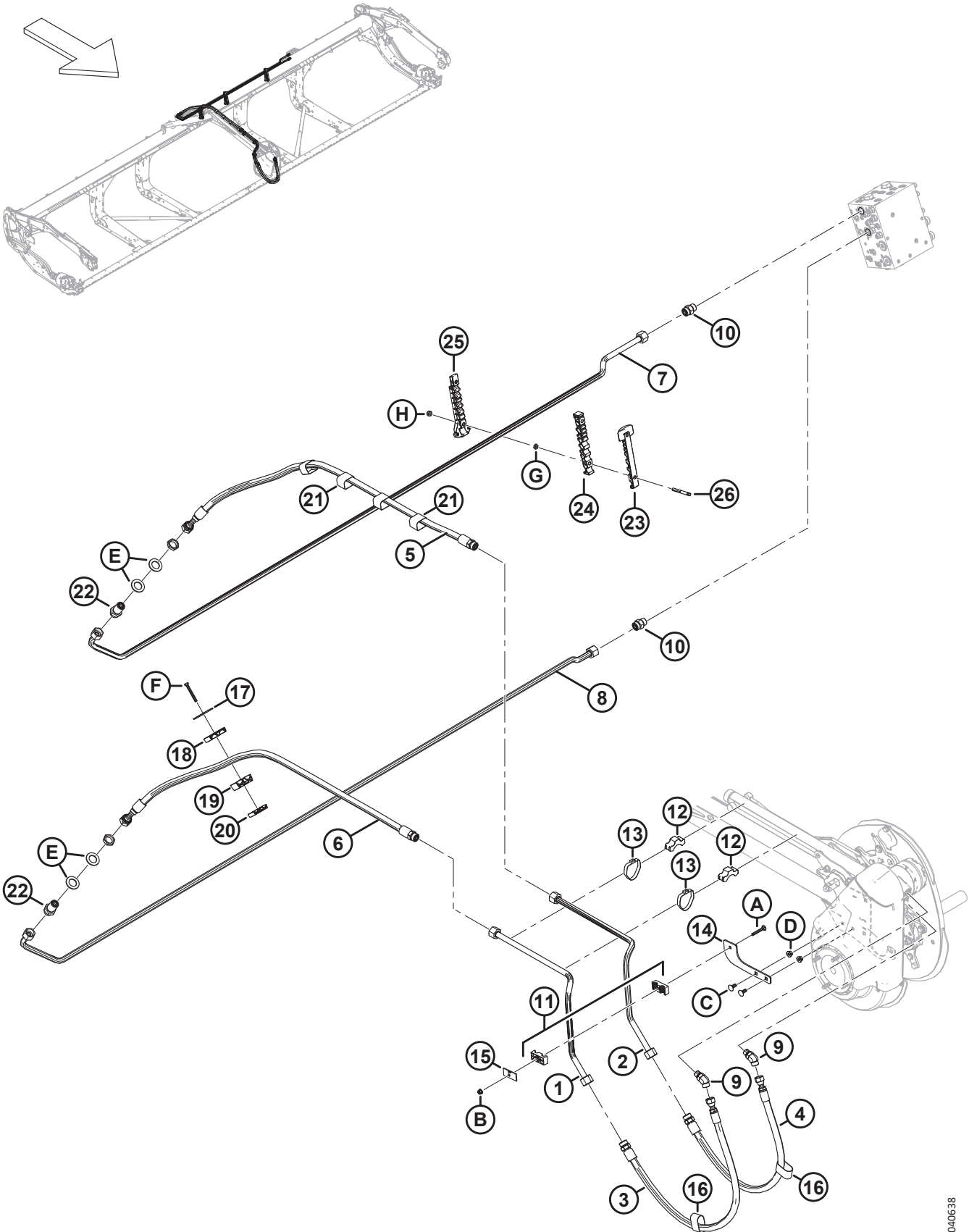
<b>Ref</b>	<b>Part Number</b>	<b>Description</b>	<b>Qty</b>	<b>Serial Number</b>
1	323428	LINE – HYDRAULIC	1	
2	323429	LINE – HYDRAULIC	1	
3	283092	HOSE – HYD	1	
	135868	O-RING – Ø1.78 X Ø18.77		
4	283091	HOSE – HYD	1	
	135868	O-RING – Ø1.78 X Ø18.77		
5	283580	HOSE – HYD	1	
	135868	O-RING – Ø1.78 X Ø18.77		
6	323017	HOSE – HYD	1	
	135868	O-RING – Ø1.78 X Ø18.77		
7	323921	LINE – HYDRAULIC	1	
8	283525	LINE – HYDRAULIC	1	
9	136327	FITTING – ELBOW 45° HYD	2	
	44210	O-RING – Ø2.46 X Ø19.18		
	135867	O-RING – Ø1.78 X Ø15.60		
10	135788	FITTING – ADAPTER	2	
	30971	O-RING – Ø2.95 X Ø23.47		
	135868	O-RING – Ø1.78 X Ø18.77		
11	273285	SUPPORT – BRACKET	1	
12	232405	CLAMP – LINE	2	
13	112823	CLAMP – HOSE	2	
14	232397	CLAMP – ASSY <sup>201</sup>	1	
15	232233	CLAMP – COVER PLATE	1	
16	135443	CINCH STRAP 4 IN. LG	2	
17	323023	PLATE – CLAMP CENTER REEL ARM	1	
18	283989	CLAMP – HOSE REEL TOP	1	
19	283988	CLAMP – HOSE REEL MIDDLE	1	
20	283987	CLAMP – HOSE REEL BOTTOM	1	
21	135444	CINCH STRAP – 4 IN. LG	4	
22	136254	FITTING – BULKHEAD HYD <sup>202</sup>	2	
	135868	O-RING – Ø1.78 X Ø18.77		
23	283820	CLAMP – LINE BOTTOM RH	3	
24	283818	CLAMP – LINE MIDDLE RH	3	
25	340549	KIT – RH TOP LINE CLAMP <sup>203</sup>	3	
26	312654	STUD – THRD CLAMP PATCH WING	6	

201. The clamp assembly includes two clamp halves (NSS). It does **NOT** include the cover plate or hardware.

202. The fitting includes a securing nut (NSS).

203. Includes RH top line clamp (NSS) and two Torx® screws (MD #320336).

HYDRAULICS – REEL DRIVE, DOUBLE REEL



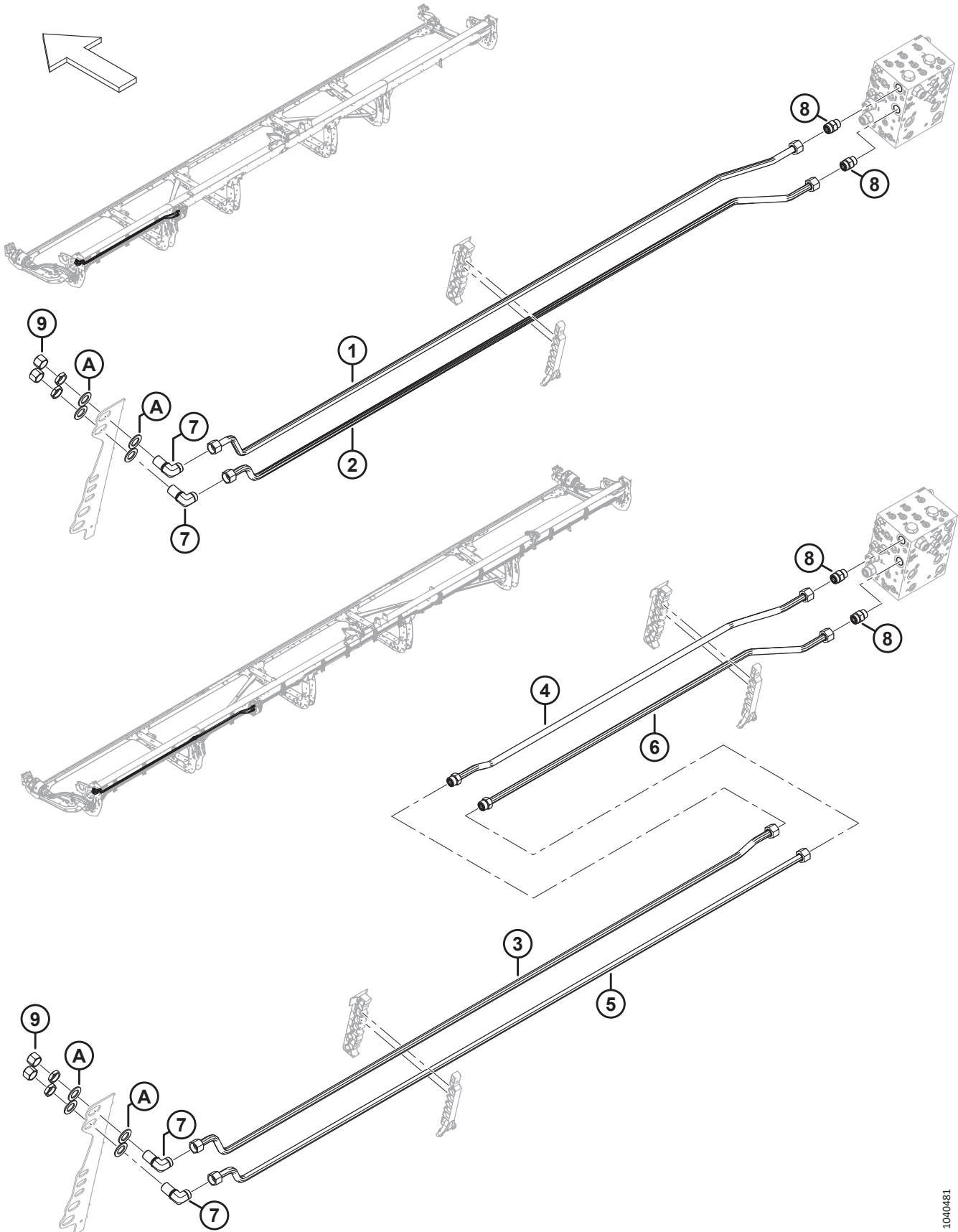
1040638



**HYDRAULICS – REEL DRIVE, DOUBLE REEL**

<b>Ref</b>	<b>Part Number</b>	<b>Description</b>	<b>Qty</b>	<b>Serial Number</b>
A	136486	BOLT – RHSN M8 X 1.25 X 60-8.8-AA1J		
B	135337	NUT – HEX FLG CTR LK M8 X 1.25-8-AA1J		
C	135785	BOLT – RHSN M10 X 1.5 X 25-8.8-AA1J		
D	135799	NUT – HEX FLG CTR LOC M10 X 1.5-10		
E	136355	WASHER – FLAT 2.0 IN. OD ZP		
F	184656	BOLT – HEX HD M8 X 1.25 X 70-8.8-AA1J		
G	136442	NUT – HEX THIN M10 X 1.5-05-AA1J		
H	184692	NUT – HEX NYLOC M10 X 1.5-8-AA1J		

# 71 Hydraulics – Upper Cross Auger



**HYDRAULICS – UPPER CROSS AUGER**

<b>Ref</b>	<b>Part Number</b>	<b>Description</b>	<b>Qty</b>	<b>Serial Number</b>
	B7338	KIT – 25 FT. UPPER CROSS AUGER HYDRAULICS <sup>204</sup>		
	B7117	KIT – 30 FT. UPPER CROSS AUGER HYDRAULICS <sup>204</sup>		
	B7118	KIT – 35 FT. UPPER CROSS AUGER HYDRAULICS <sup>204</sup>		
	B7120	KIT – 41 FT. UPPER CROSS AUGER HYDRAULICS <sup>204</sup>		
	B7121	KIT – 45 FT. UPPER CROSS AUGER HYDRAULICS <sup>204</sup>		
1	323354	LINE – HYDRAULIC (D225) <sup>205</sup>	1	
	283052	LINE – HYDRAULIC (D230) <sup>206</sup>	1	
	283164	LINE – HYDRAULIC (D235) <sup>207</sup>	1	
	283462	LINE – HYDRAULIC (D241) <sup>208</sup>	1	
2	323355	LINE – HYDRAULIC (D225) <sup>205</sup>	1	
	283051	LINE – HYDRAULIC (D230) <sup>206</sup>	1	
	283205	LINE – HYDRAULIC (D235) <sup>207</sup>	1	
	283461	LINE – HYDRAULIC (D241) <sup>208</sup>	1	
3	283469	LINE – HYDRAULIC (D245) <sup>209</sup>	1	
4	283200	LINE – HYDRAULIC (D245) <sup>209</sup>	1	
	135868	O-RING – Ø1.78 X Ø18.77		
5	283468	LINE – HYDRAULIC (D245) <sup>209</sup>	1	
6	283199	LINE – HYDRAULIC (D245) <sup>209</sup>	1	
	135868	O-RING – Ø1.78 X Ø18.77		
7	136245	FITTING – ELBOW 90° BULKHEAD HYD <sup>210</sup>	2	
	135868	O-RING – Ø1.78 X Ø18.77		
8	135788	FITTING – ADAPTER (UCAP, UCAR)	2	
	30971	O-RING – Ø2.95 X Ø23.47		
	135868	O-RING – Ø1.78 X Ø18.77		
9	135889	CAP – HYD SAE - 12 ORFS	2	
A	136355	WASHER – FLAT 2.0 IN OD ZP	4	

204. Kits are available through Whole Goods only.

205. Used on D225 headers only.

206. Used on D230 headers only.

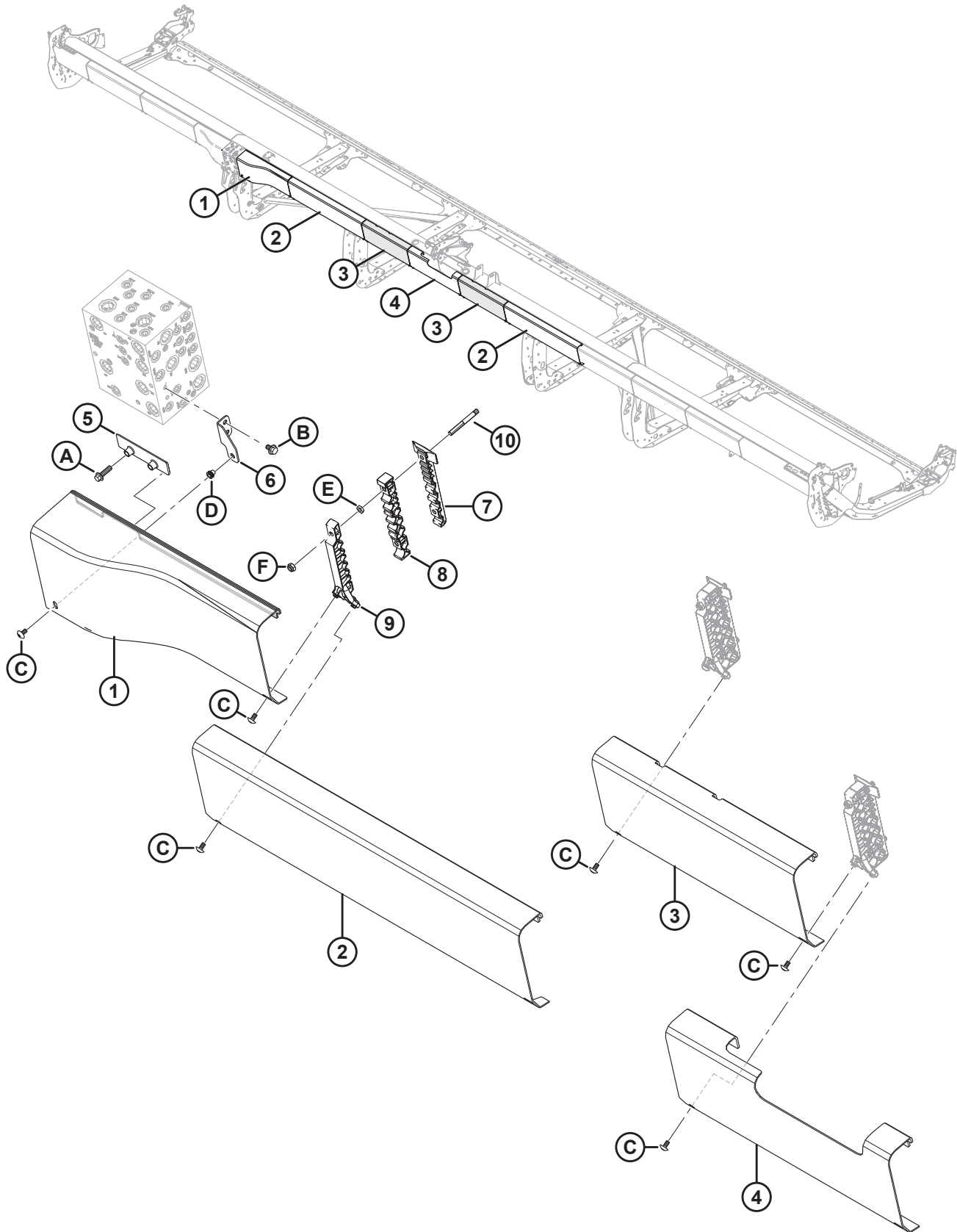
207. Used on D235 headers only.

208. Used on D241 headers only.

209. Used on D245 headers only.

210. The fitting includes a securing nut.

# 72 Hydraulic Line Covers – Center



1040651

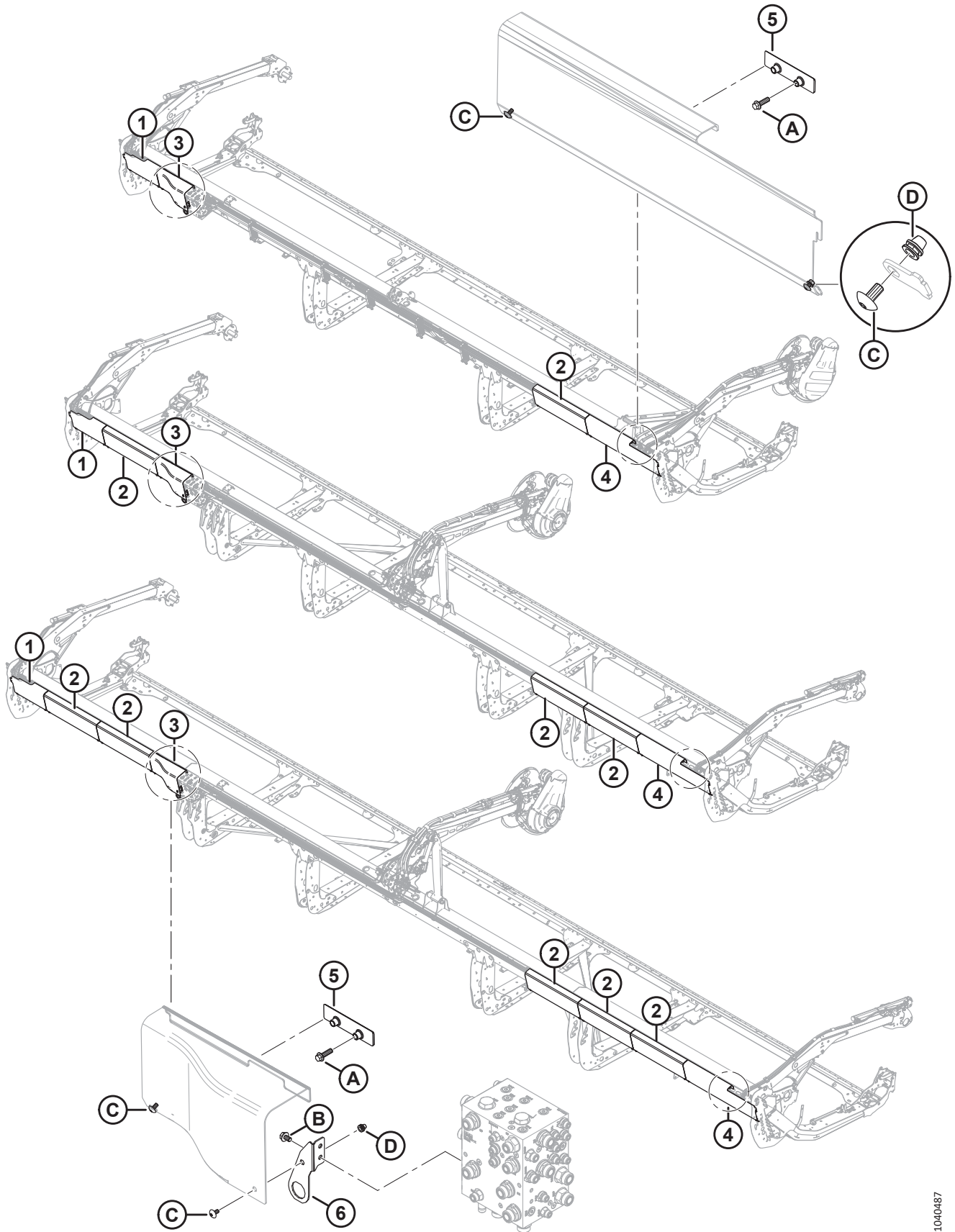
**HYDRAULIC LINE COVERS – CENTER**

<b>Ref</b>	<b>Part Number</b>	<b>Description</b>	<b>Qty</b>	<b>Serial Number</b>
1	283697	COVER – HYD MANIFOLD, RH	1	
2	323170	COVER – HYD PLASTIC	2	
3	323918	COVER – HYD RIGID OUTER CENTER	2	
4	323168	COVER – HYD RIGID CENTER PLASTIC	1	
5	283849	BRACKET – HYD COVER SUPPORT	1	
6	323773	ASSY – RH SHIELD BRACKET <sup>211</sup>	1	
7	283820	CLAMP – LINE BOTTOM RH	5	
8	283818	CLAMP – LINE MIDDLE RH	5	
9	340549	KIT – RH TOP LINE CLAMP <sup>212</sup>	5	
10	312654	STUD – THRD CLAMP PATCH WING	10	
A	136211	BOLT – HEX FLG HD M10 X 1.5 X 35-8.8-AA1J		
B	136151	BOLT – HEX FLG HD TFL M10 X 1.5 X 16-8.8-AA1J		
C	320336	SCREW – TORX TRUSS HD M8 X 1.25 X 16-SPCL-8.8-AA1T		
D	320448	RIVNUT – M8 X 1.25 HEX		
E	136442	NUT – HEX THIN M10 X 1.5-05-AA1J		
F	184692	NUT – HEX NYLOC M10 X 1.5-8-AA1J		

211. The assembly includes cover mounting connector bracket (NSS) and rivnut (MD #320448).

212. Includes RH top line clamp (NSS) and two Torx screws (MD #320336).

# 73 Hydraulic Line Covers (D225, D230, and D235)



**HYDRAULIC LINE COVERS (D225, D230, AND D235)**

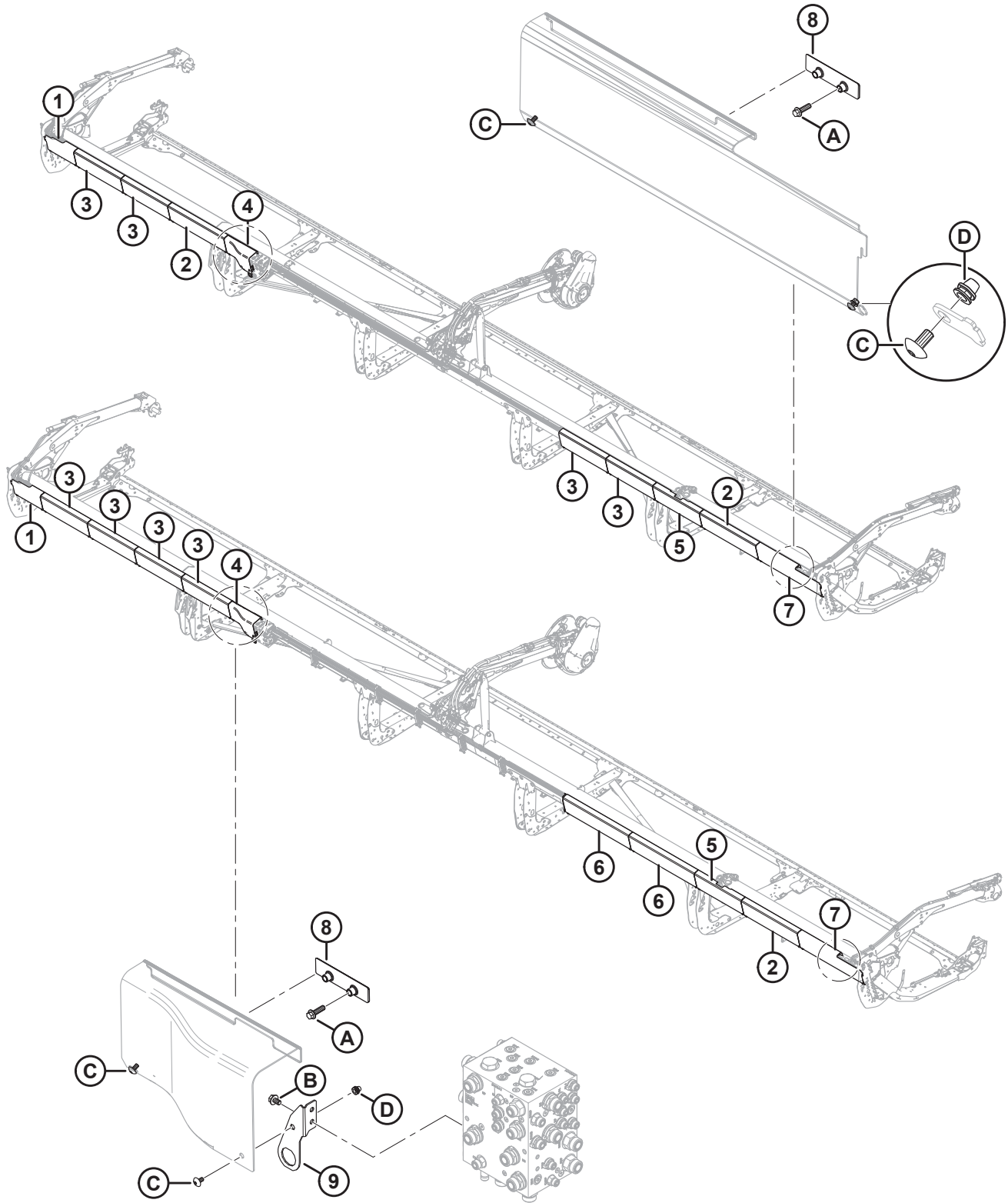
<b>Ref</b>	<b>Part Number</b>	<b>Description</b>	<b>Qty</b>	<b>Serial Number</b>
1	323164	COVER – HYD LH END PLASTIC	1	
2	323169	COVER – HYD COMMON PLASTIC <sup>213</sup>		
3	323795	COVER – HYD MANIFOLD LH	1	
4	323166	COVER – HYD RH END PLASTIC	1	
5	283849	BRACKET – HYD COVER SUPPORT	2	
6	323772	ASSY – CONNECTOR BRACKET <sup>214</sup>	1	
A	136211	BOLT – HEX FLG HD M10 X 1.5 X 35-8.8-AA1J		
B	136151	BOLT – HEX FLG HD TFL M10 X 1.5 X 16-8.8-AA1J		
C	320336	SCREW – TORX TRUSS HD M8 X 1.25 X 16-SPCL-8.8-AA1T <sup>215</sup>		
D	320448	RIVNUT – M8 X 1.25 HEX		

213. Quantities: D225 = 1, D230 = 3, and D235 = 5.

214. The assembly includes cover mounting connector bracket (NSS) and rivnut (MD #320448).

215. Quantities: D225 = 8, D230 = 12, and D235 = 16.

# 74 Hydraulic Line Covers (D241 and D245)





**HYDRAULIC LINE COVERS (D241 AND D245)**

<b>Ref</b>	<b>Part Number</b>	<b>Description</b>	<b>Qty</b>	<b>Serial Number</b>
1	323164	COVER – HYD LH END PLASTIC	1	
2	323172	COVER – HYD LONG PLASTIC <sup>216</sup>		
3	323169	COVER – HYD COMMON PLASTIC <sup>217</sup>		
4	323795	COVER – HYD MANIFOLD LH	1	
5	323165	COVER – HYD SPLIT PLASTIC <sup>218</sup>		
6	323171	COVER – HYD WIDE PLASTIC <sup>219</sup>		
7	323166	COVER – HYD RH END PLASTIC	1	
8	283849	BRACKET – HYD COVER SUPPORT	2	
9	323772	ASSY – CONNECTOR BRACKET <sup>220</sup>	1	
A	136211	BOLT – HEX FLG HD M10 X 1.5 X 35-8.8-AA1J		
B	136151	BOLT – HEX FLG HD TFL M10 X 1.5 X 16-8.8-AA1J		
C	320336	SCREW – TORX TRUSS HD M8 X 1.25 X 16-SPCL-8.8-AA1T <sup>221</sup>		
D	320448	RIVNUT – M8 X 1.25 HEX		

216. Quantities: D241 = 2, D245 = 1.

217. Quantities: D241 = 4, D245 = 4.

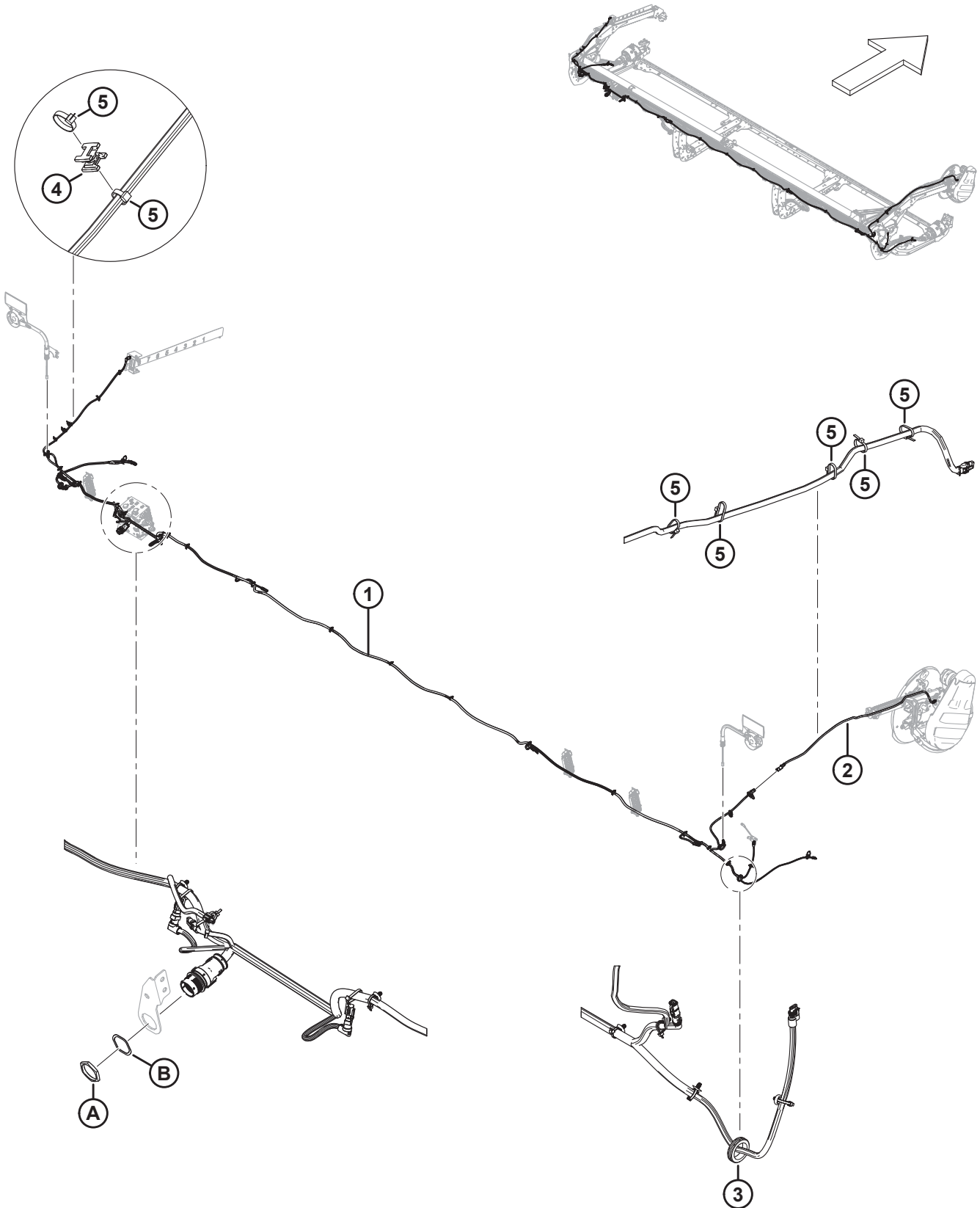
218. Quantities: D241 = 1, D245 = 1.

219. Quantities: D241 = 0, D245 = 2.

220. The assembly includes cover mounting connector bracket (NSS) and rivnut (MD #320448).

221. Quantities: D241 = 20, D245 = 22.

# 75 Electrical – Harness (D225)



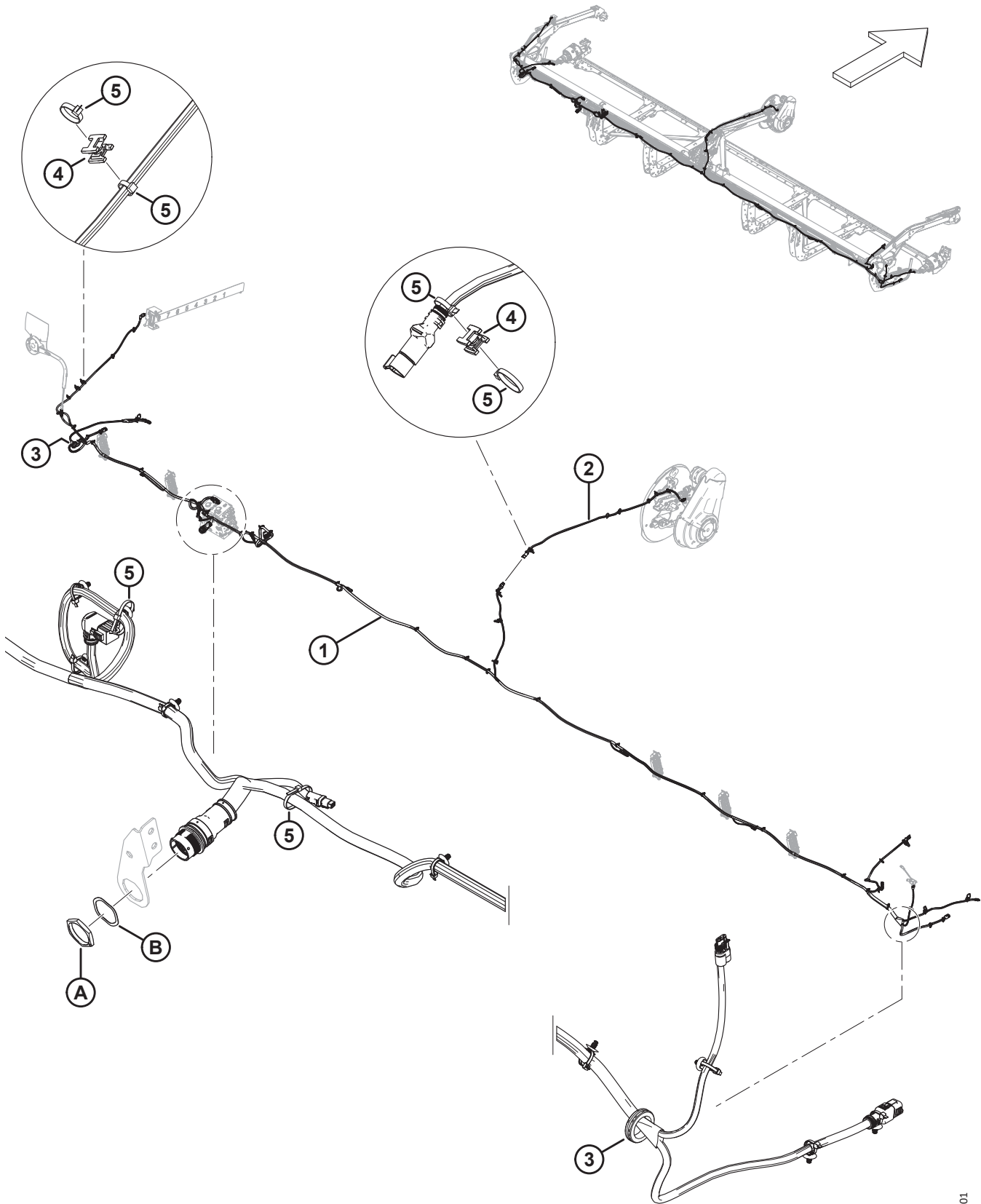
**ELECTRICAL – HARNESS (D225)**

<b>Ref</b>	<b>Part Number</b>	<b>Description</b>	<b>Qty</b>	<b>Serial Number</b>
1	323039	HARNESS – D225, MAIN <sup>222</sup>	1	
2	323145	HARNESS – HDR EXT. REEL ARM	1	
3	323130	GROMMET – RUBBER	1	
4	134442	SPACER – DUAL SWIVEL SADDLE	9	
5	21763	FASTENER – CABLE TIE, BLACK, 160 MM LG	A/R	
A	134728	NUT – PANEL, HDP 20, SIZE 24		
B	134730	WASHER – LOCK, HDP 20, SIZE 24		

---

222. The harness comes complete with all fir tree fasteners (MD #136655) attached.

# 76 Electrical – Harness (D230, D235, D241, and D245)



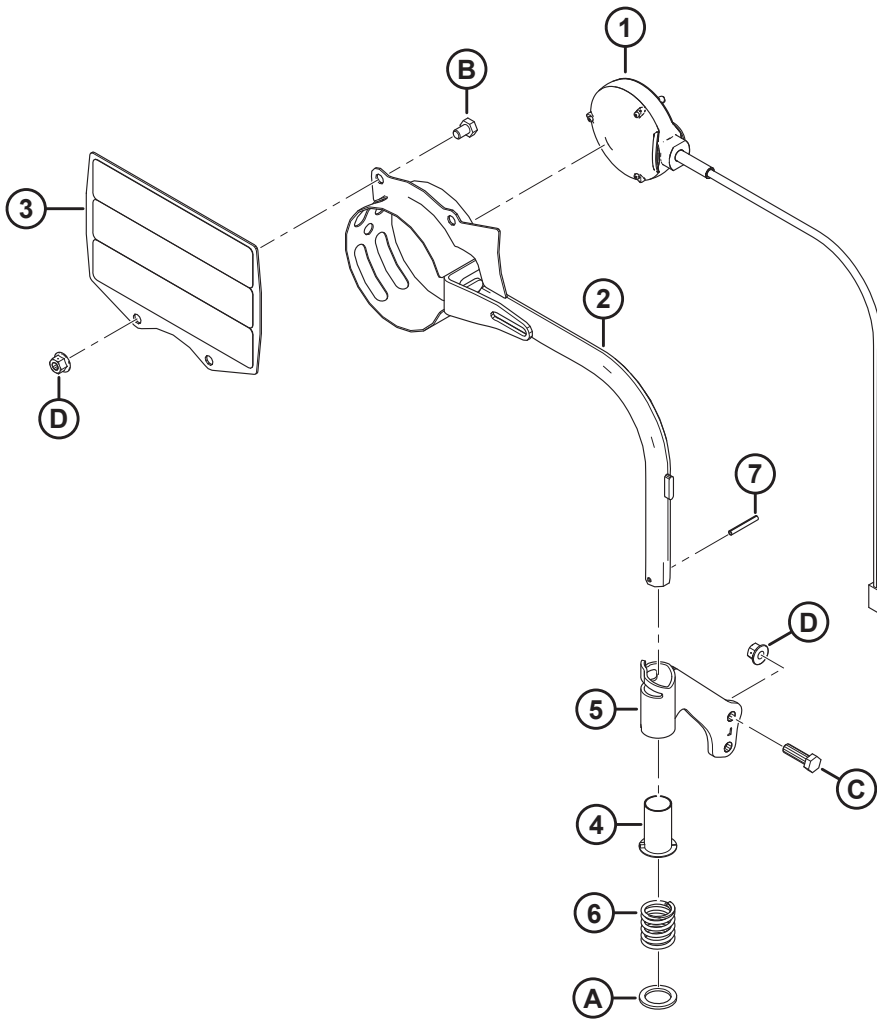
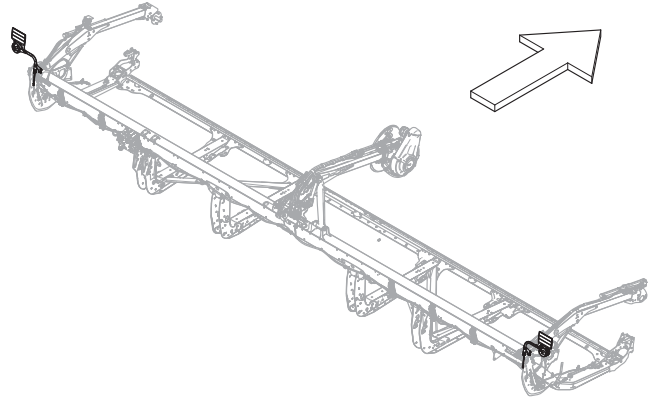
**ELECTRICAL – HARNESS (D230, D235, D241, AND D245)**

<b>Ref</b>	<b>Part Number</b>	<b>Description</b>	<b>Qty</b>	<b>Serial Number</b>
1	323040	HARNESS – D230, MAIN <sup>223</sup>	1	
	323041	HARNESS – D235, MAIN <sup>223</sup>	1	
	323042	HARNESS – D241, MAIN <sup>223</sup>	1	
	323043	HARNESS – D245, MAIN <sup>223</sup>	1	
	136655	FASTENER – FIR TREE MT W/ TIE	A/R	
2	323145	HARNESS – HDR EXT. REEL ARM	1	
3	323130	GROMMET – RUBBER	2	
4	134442	SPACER – DUAL SWIVEL SADDLE <sup>224</sup>		
5	21763	FASTENER – CABLE TIE, BLACK, 160 MM LG	A/R	
A	134728	NUT – PANEL, HDP 20, SIZE 24		
B	134730	WASHER – LOCK, HDP 20, SIZE 24		

223. The harness comes complete with all fir tree fasteners (MD #136655) attached.

224. Quantities: D230 = 12, D235 = 10, D241 = 9, D245 = 9.

# 77 Electrical – Clearance Lights



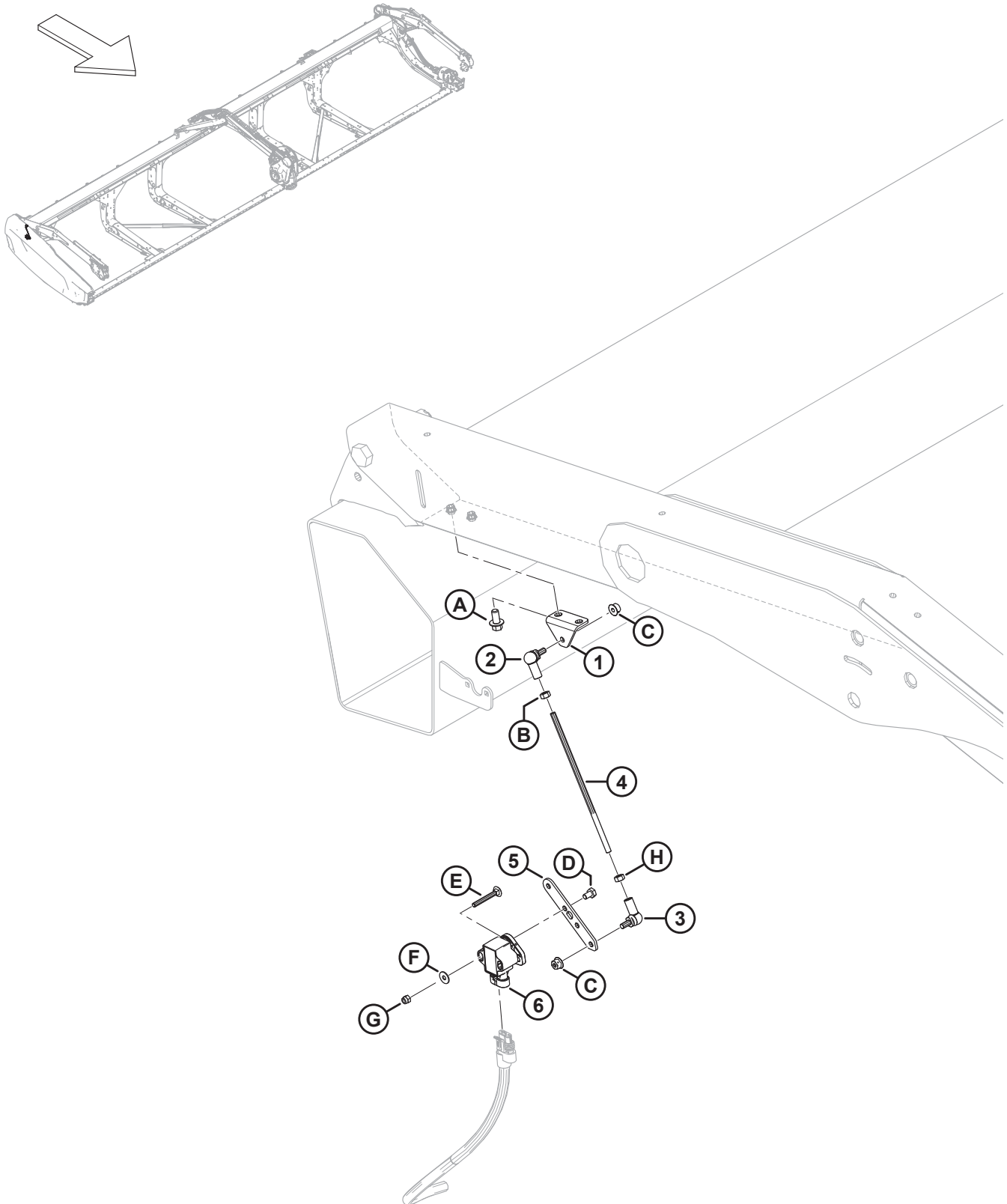
**ELECTRICAL – CLEARANCE LIGHTS**

<b>Ref</b>	<b>Part Number</b>	<b>Description</b>	<b>Qty</b>	<b>Serial Number</b>
1	313940	LIGHT – MARKER, AMBER	2	
2	313192	WELDT – CLEARANCE LIGHT	2	
3	313644	ASSY – RIGID REFLECTOR <sup>225</sup>	2	
4	233912	BUSHING	2	
5	233914	ASSY – LH TUBE MOUNT <sup>226</sup>	1	
	233913	ASSY – RH TUBE MOUNT <sup>226</sup>	1	
6	313064	SPRING – COMPRESSION	2	
7	7642	PIN – SPRING 3/16 DIA X 1.5 LG	2	
A	320248	WASHER – FLAT		
B	50071	BOLT – HEX HD TFL M10 X 1.5 X 15-8.8-AA1J		
C	30628	BOLT – HEX HD M10 X 1.5 X 35-8.8-AA1J		
D	135799	NUT – HEX FLG CTR LOC M10 X 1.5-10		

225. The reflector assembly includes two reflectors (MD #307727).

226. The tube mount assembly includes bushing (MD #233912).

# 78 Electrical – Reel Height Sensor

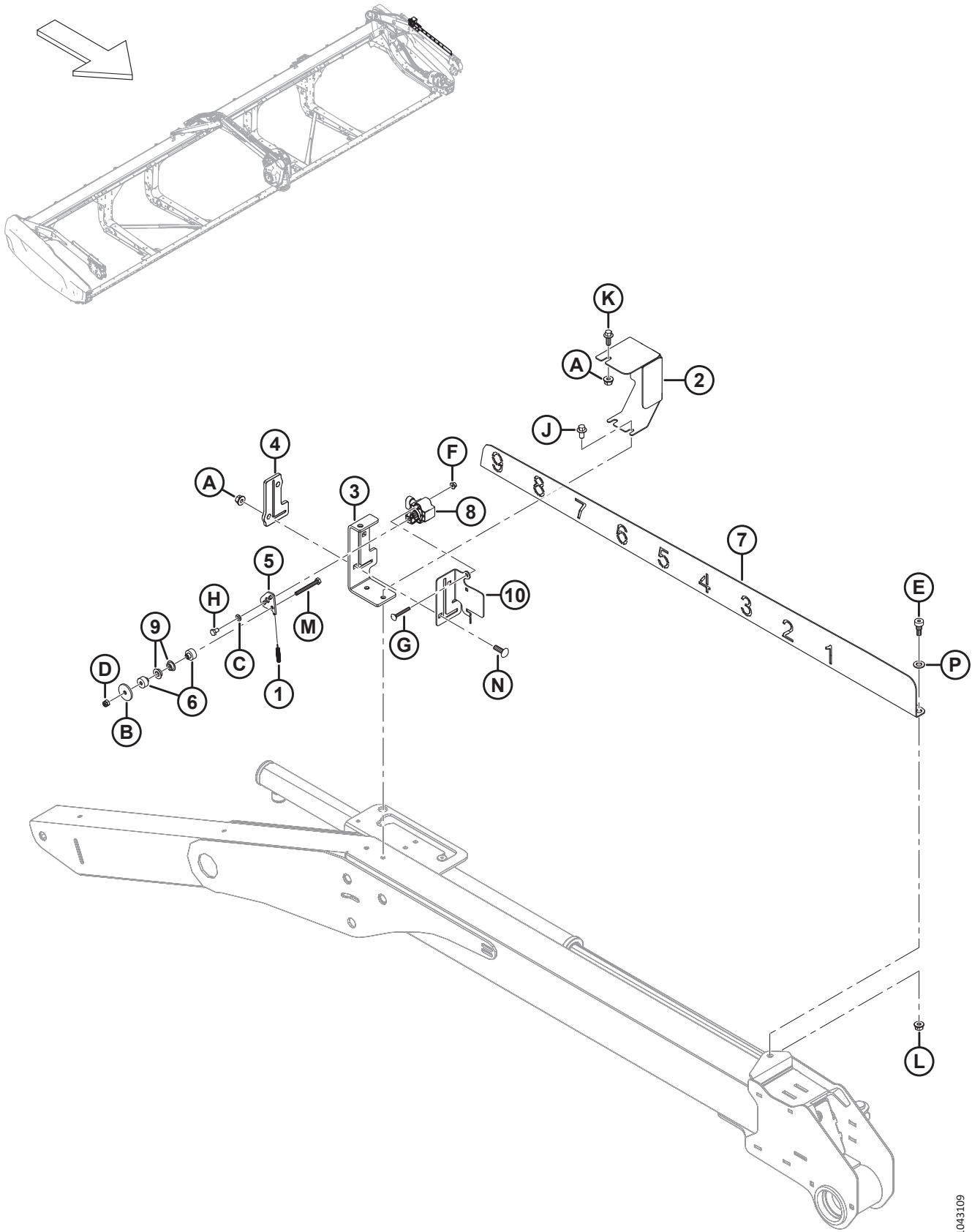




**ELECTRICAL – REEL HEIGHT SENSOR**

<b>Ref</b>	<b>Part Number</b>	<b>Description</b>	<b>Qty</b>	<b>Serial Number</b>
1	251881	BRACKET	1	
2	291484	BALL JOINT – RH THREAD	1	
3	291485	BALL JOINT – LH THREAD	1	
4	232676	ROD – THREADED	1	
5	251879	ARM – FLOAT SENSOR	1	
6	248643	ROTARY SENSOR – DUAL OUTPUT	1	
A	136485	BOLT – HEX FLG HD TFL M8 X 1.25 X 16-8.8-AA1J		
B	184683	NUT – HEX ISO 4032 M6 X 1-8-ZINC		
C	152668	NUT – HEX FLG CTR LOC M6 X 1-8		
D	136561	BOLT – HEX HD TFL M6 X 1 X 10-8.8-AA1J		
E	136604	BOLT – RHSN TFL M5 X 0.8 X 40-8.8-AA1J		
F	184701	WASHER – FLAT LARGE M5-200HV		
G	197230	NUT – HEX NYLOC M5 X 0.8-8-AA1J		
H	136613	NUT – HEX LH ISO 4032 M6 X 1-8 ZINC		

# 79 Electrical – Reel Fore-Aft Sensor (2023 and Prior)



**ELECTRICAL – REEL FORE-AFT SENSOR (2023 AND PRIOR)**

**NOTE:**

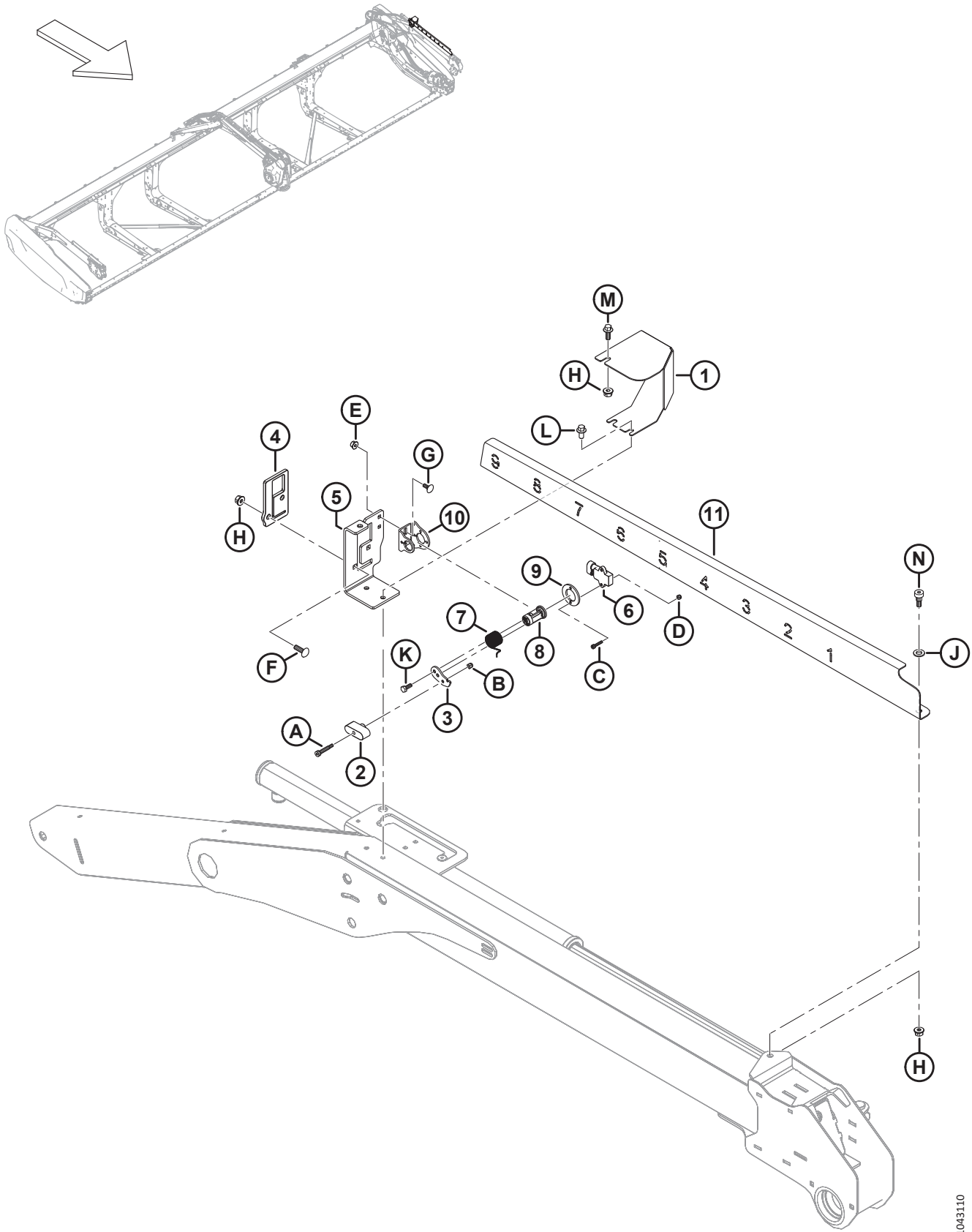
Unless otherwise stated, the parts and hardware listed in this section are used to service units made in model year 2023 and prior.

<b>Ref</b>	<b>Part Number</b>	<b>Description</b>	<b>Qty</b>	<b>Serial Number</b>
1	328556	SPRING – EXTENSION <sup>227</sup>	1	-486189
2	328547	COVER – F/A SENSOR <sup>228</sup>	1	-486189
3	340218	SUPPORT – REEL F/A INDICATOR <sup>228</sup>	1	-486189
4	311318	GUIDE – REEL F/A <sup>228</sup>	1	-486189
5	328539	ARM – F/A SENSOR <sup>227</sup>	1	-486189
6	328534	SPACER – SENSOR BUSHING <sup>227</sup>	2	-486189
7	<b>323937</b>	<b>INDICATOR – REEL F/A</b> <sup>228</sup>	1	-486189
8	248643	ROTARY SENSOR – DUAL OUTPUT	1	-486189
9	206340	BUSHING – SHOULDER, M10	2	-486189
10	340183	PLATE – SENSOR SUPPORT <sup>228</sup>	1	-486189
A	135337	NUT – HEX FLG CTR LK M8 X 1.25-8-AA1J		
B	<b>43219</b>	<b>WASHER – FLAT</b>		
C	184705	WASHER – FLAT M6-200HV-AA1J		
D	184685	NUT – HEX NYLOC M6 X 1-8-AA1J		
E	<b>135894</b>	<b>SCREW– HEX SOC HD SHLDR M10</b>		
F	136635	NUT – HEX FLG CTR LOC M5 X 0.8-8-AA1J		
G	197229	BOLT – RHSN TFL M5 X 0.8 X 35-4.6-AA1J		
H	136561	BOLT – HEX HD TFL M6 X 1 X 10-8.8-AA1J		
J	136485	BOLT – HEX FLG HD TFL M8 X 1.25 X 16-8.8-AA1J		
K	136300	BOLT – HEX FLG HD TFL M8 X 1.25 X 20-8.8-AA3L		
L	<b>135337</b>	<b>NUT – HEX FLG CTR LOC M8 X 1.25-8-AA1J</b>		
M	<b>136595</b>	<b>BOLT – HEX HD TFL M6 X 1 X 55-8.8-AA1J</b>		
N	136824	BOLT – RHSSN M8 X 1.25 X 25-8.8-AA1J		
P	<b>184711</b>	<b>WASHER – FLAT REG M10-200HV-AA1J</b>		

227. Service part only for model year 2023 and prior units.

228. Superseded by Reel Fore-Aft Sensor kit (MD #368338) for model year 2024. For service parts, refer to Section [80](#) *Electrical – Reel Fore-Aft Sensor (2024 and Later)*, page 189.

# 80 Electrical – Reel Fore-Aft Sensor (2024 and Later)

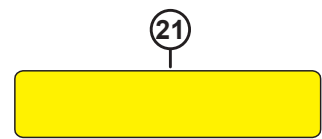
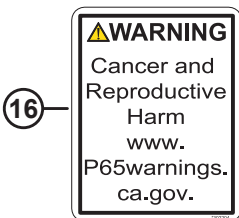
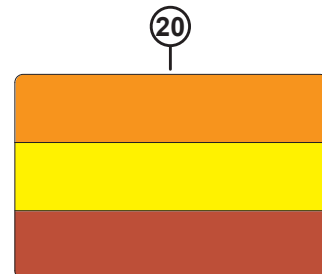
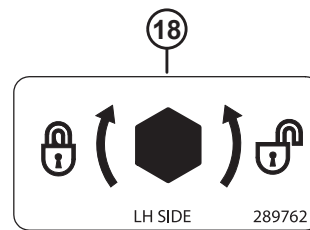
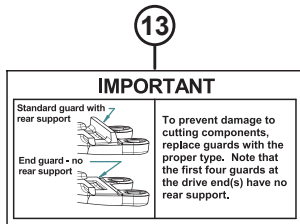
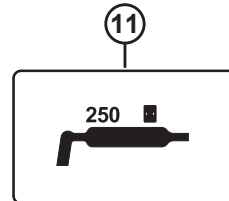
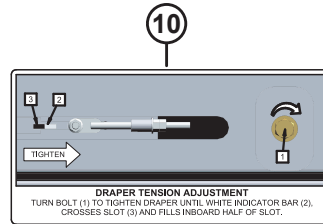
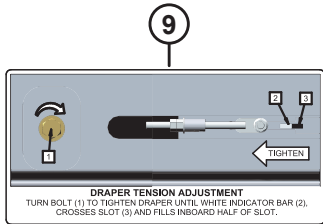

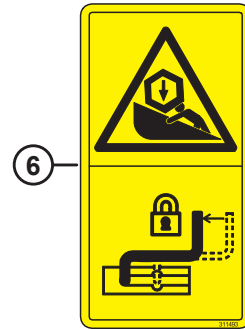
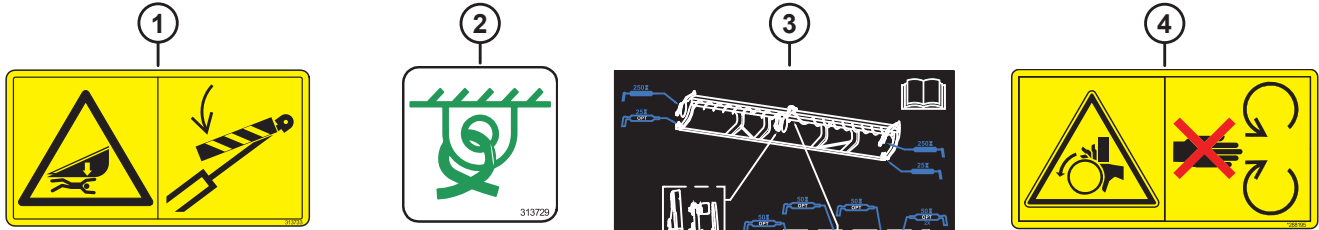


**ELECTRICAL – REEL FORE-AFT SENSOR (2024 AND LATER)**

<b>Ref</b>	<b>Part Number</b>	<b>Description</b>	<b>Qty</b>	<b>Serial Number</b>
	<b>368338</b>	<b>KIT – FORE AFT SENSOR <sup>229</sup></b>	<b>A/R</b>	
<b>1</b>	<b>368239</b>	<b>COVER – FORE AFT SENSOR</b>	<b>1</b>	<b>486190–</b>
<b>2</b>	<b>360840</b>	<b>SLIDER – FORE/AFT</b>	<b>1</b>	<b>486190–</b>
<b>3</b>	<b>340956</b>	<b>ARM – SENSOR</b>	<b>1</b>	<b>486190–</b>
<b>4</b>	<b>360828</b>	<b>GUIDE – REEL F/A</b>	<b>1</b>	<b>486190–</b>
<b>5</b>	<b>360824</b>	<b>SUPPORT – REEL F/A INDICATOR</b>	<b>1</b>	<b>486190–</b>
<b>6</b>	<b>500303</b>	<b>SENSOR – ROTARY DUAL CONTACTLESS</b>	<b>1</b>	<b>486190–</b>
<b>7</b>	<b>360212</b>	<b>SPRING – TORSION</b>	<b>1</b>	<b>486190–</b>
<b>8</b>	<b>352163</b>	<b>ASSY – SENSOR PIVOT</b>	<b>1</b>	<b>486190–</b>
<b>9</b>	<b>352001</b>	<b>SPACER – SENSOR</b>	<b>1</b>	<b>486190–</b>
<b>10</b>	<b>340955</b>	<b>SUPPORT – SENSOR</b>	<b>1</b>	<b>486190–</b>
<b>11</b>	<b>360823</b>	<b>INDICATOR – REEL F/A</b>	<b>1</b>	<b>486190–</b>
<b>A</b>	<b>320409</b>	<b>SCREW – HEX SOC HD SHLDR 6 X 25-M5 X 0.8 X 9.5-12.9-ZINC</b>		
<b>B</b>	<b>197230</b>	<b>NUT – HEX NYLOC M5 X 0.8-8-AA1J</b>		
<b>C</b>	<b>320410</b>	<b>SCREW – HEX SOC HD M4 X 0.7X20-A2SS</b>		
<b>D</b>	<b>320390</b>	<b>NUT – HEX NYLOC M4 X 0.7-8-A2-SS</b>		
<b>E</b>	<b>152668</b>	<b>NUT – HEX FLG CTR LOC M6 X 1-8</b>		
<b>F</b>	<b>136824</b>	<b>BOLT – RHSSN M8 X 1.25 X 25-8.8-AA1J</b>		
<b>G</b>	<b>136748</b>	<b>BOLT – RHSN M6 X 1 X 16-8.8-ZINC</b>		
<b>H</b>	<b>135337</b>	<b>NUT – HEX FLG CTR LK M8 X 1.25-8-AA1J</b>		
<b>J</b>	<b>184711</b>	<b>WASHER – FLAT REG M10-200HV-AA1J</b>		
<b>K</b>	<b>184642</b>	<b>BOLT – HEX HD TFL M6 X 1 X 16-8.8-AA1J</b>		
<b>L</b>	<b>136485</b>	<b>BOLT – HEX FLG HD TFL M8 X 1.25 X 16-8.8-AA1J</b>		
<b>M</b>	<b>136300</b>	<b>BOLT – HEX FLG HD TFL M8 X 1.25 X 20-8.8-AA3L</b>		
<b>N</b>	<b>135894</b>	<b>SCREW – HEX SOC HD SHLDR M10</b>		

229. The Fore-Aft Sensor kit (MD #368338) is used to upgrade model year 2023 and prior units to the model year 2024 reel fore-aft sensor design. The kit includes all parts and hardware listed in this section, and instructions.

# 81 Decals and Reflectors – D2 Series



**DECALS AND REFLECTORS – D2 SERIES**

<b>Ref</b>	<b>Part Number</b>	<b>Description</b>	<b>Qty</b>	<b>Serial Number</b>
1	313733	DECAL – HEADER HAZARD		
2	313729	DECAL – TIE DOWN		
3	313768	DECAL – GREASE, SR, 2PC AUGER RIGID		
	340129	DECAL – GREASE, DR, 2PC AUGER RIGID		
	340130	DECAL – GREASE, DR, 3PC AUGER RIGID		
4	288195	DECAL – ROTATING PART		
5	313725	DECAL – MANUAL/HPF/HAZARD		
6	311493	DECAL – CENTER REEL PROP LOCK		
7	360541	DECAL – REEL ENTANGLEMENT/HAZARD		
8	23164	DECAL – 25 HR LUBE		
	115759	DECAL – GREASE 100 HR		
9	279528	DECAL – RH DRAPER TENSION		
10	220084	DECAL – LH DRAPER TENSION		
11	323516	DECAL – GREASE (250 HRS)		
12	174436	DECAL – HIGH PRESSURE FLUID		
13	129313	DECAL – IMPORTANT: GUARDS		
14	32070	DECAL – PATENT NUMBER		
15	132117	STRIP – ANTI SLIP		
16	<b>302204</b>	<b>DECAL – CA PROPOSITION 65</b>		
17	340164	DECAL – CAM LATCH		
18	289762	DECAL – DIVIDER LATCH-LH		
	289763	DECAL – DIVIDER LATCH-RH		
19	313787	REFLECTOR – RED/ORANGE, 230 MM <sup>230</sup>		
	273873	REFLECTOR – DOUBLE-RED/ORANGE, 655 MM (8 IN. CENTER TUBE) <sup>231</sup>		
20	307727	REFLECTOR (CLEARANCE LIGHTS) <sup>232</sup>		
21	115146	REFLECTOR – AMBER, 230 MM		
	273440	REFLECTOR – AMBER, 655 MM (8 IN. CENTER TUBE) <sup>231</sup>		
	165524	REFLECTOR – RED, 230 MM <sup>233</sup>		

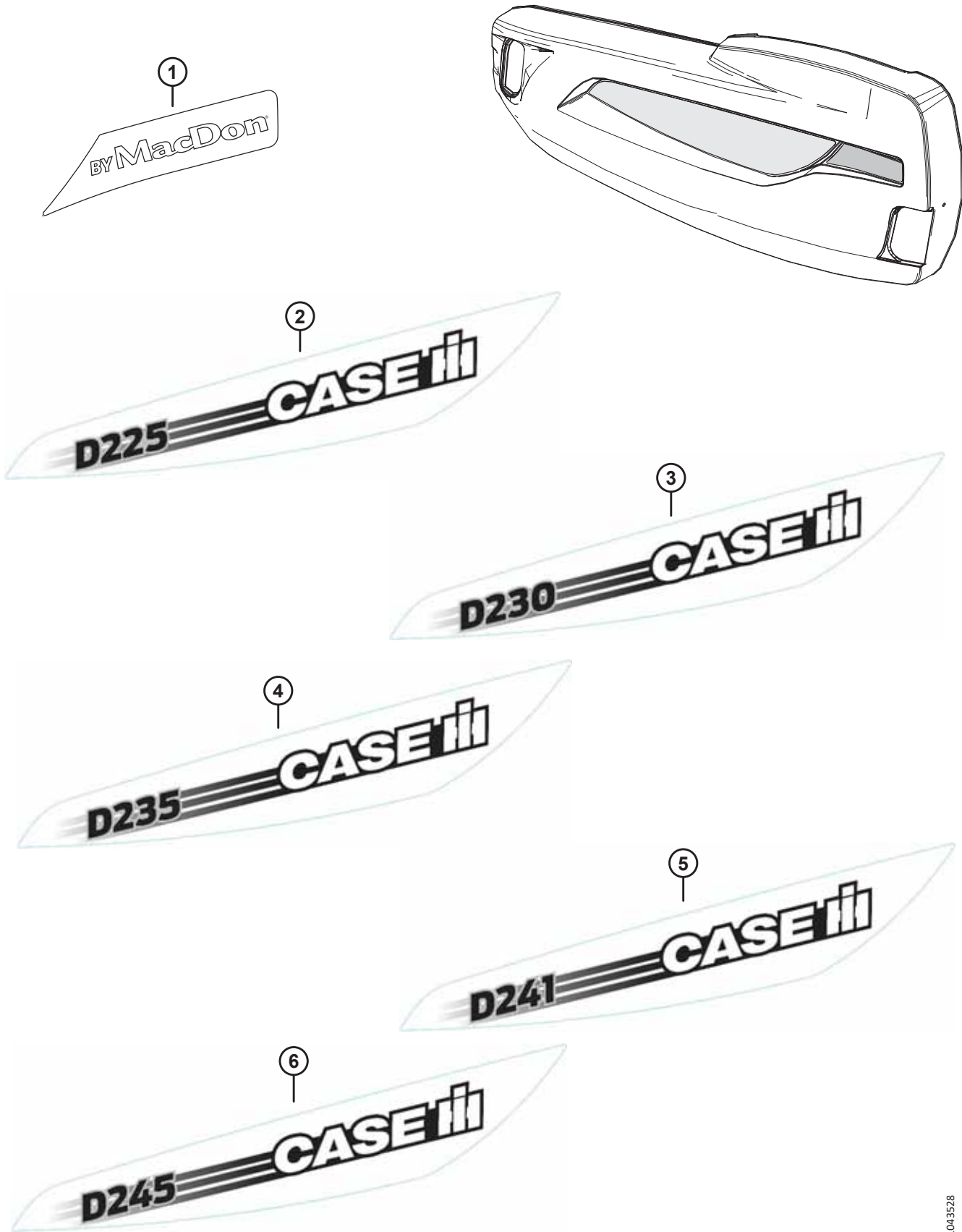
230. The reflector is used for plastic/PVC surfaces.

231. The reflector is used on the reel center tubes.

232. The reflector is used on the clearance light.

233. The reflector is used on the right header endshield.

## 82 Decals – Product Identification, Case





DECALS – PRODUCT IDENTIFICATION, CASE

Ref	Part Number	Description	Qty	Serial Number
1	368422	DECAL – BY MACDON CIH RED, LH	1	
	368423	DECAL – BY MACDON CIH RED, RH	1	
2	368412	DECAL – D225 CIH, LH	1	
	368413	DECAL – D225 CIH, RH	1	
3	368414	DECAL – D230 CIH, LH	1	
	368415	DECAL – D230 CIH, RH	1	
4	368416	DECAL – D235 CIH, LH	1	
	368417	DECAL – D235 CIH, RH	1	
5	368418	DECAL – D241 CIH, LH	1	
	368419	DECAL – D241 CIH, RH	1	
6	368420	DECAL – D245 CIH, LH	1	
	368421	DECAL – D245 CIH, RH	1	

## 83 Decals – French



DECALS – FRENCH

<b>Ref</b>	<b>Part Number</b>	<b>Description</b>	<b>Qty</b>	<b>Serial Number</b>
1	340049	DECAL – OIL, IMPORTANT, FRENCH		
2	245433	DECAL – IMPORTANT: GUARDS, FRENCH		
3	245432	DECAL – RH DRAPER TENSION, FRENCH		
4	245428	DECAL – LH DRAPER TENSION, FRENCH		

## 84 Decals – Portuguese



DECALS – PORTUGUESE

<b>Ref</b>	<b>Part Number</b>	<b>Description</b>	<b>Qty</b>	<b>Serial Number</b>
1	340051	DECAL – OIL, IMPORTANT, PORTUGUESE		
2	220817	DECAL – IMPORTANT: GUARDS, PORTUGUESE		
3	220836	DECAL – RH DRAPER TENSION, PORTUGUESE		
4	220824	DECAL – LH DRAPER TENSION, PORTUGUESE		

# 85 Decals – Russian



DECALS – RUSSIAN

<b>Ref</b>	<b>Part Number</b>	<b>Description</b>	<b>Qty</b>	<b>Serial Number</b>
1	340052	DECAL – OIL, IMPORTANT, RUSSIAN		
2	220832	DECAL – IMPORTANT: GUARDS, RUSSIAN		
3	220834	DECAL – RH DRAPER TENSION, RUSSIAN		
4	220831	DECAL – LH DRAPER TENSION, RUSSIAN		

# 86 Decals – Spanish

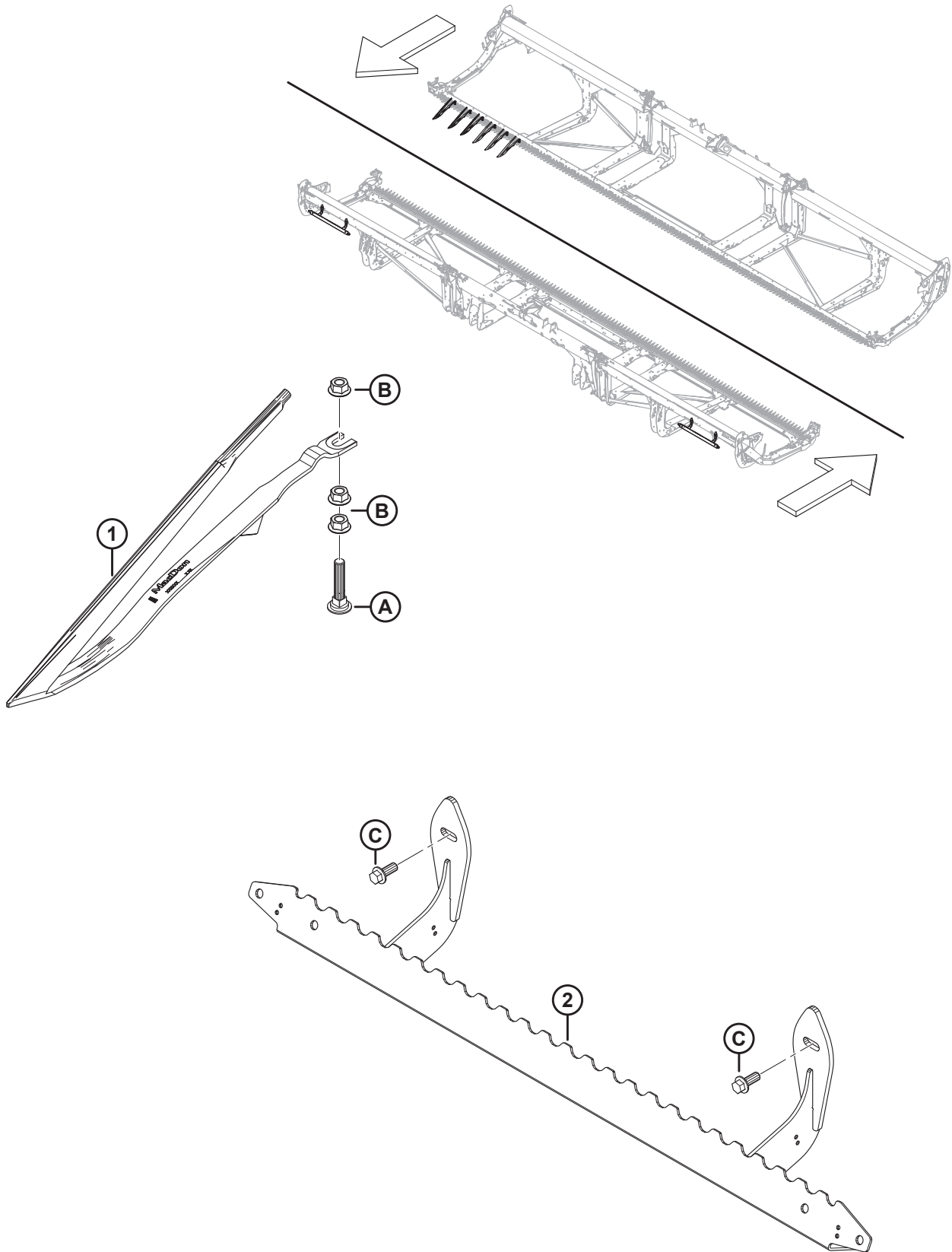




DECALS – SPANISH

Ref	Part Number	Description	Qty	Serial Number
1	340050	DECAL – OIL, IMPORTANT, SPANISH		
2	220807	DECAL – IMPORTANT: GUARDS, SPANISH		
3	220835	DECAL – RH DRAPER TENSION, SPANISH		
4	220814	DECAL – LH DRAPER TENSION, SPANISH		

# 87 (Option) Crop Lifters and Storage Rack



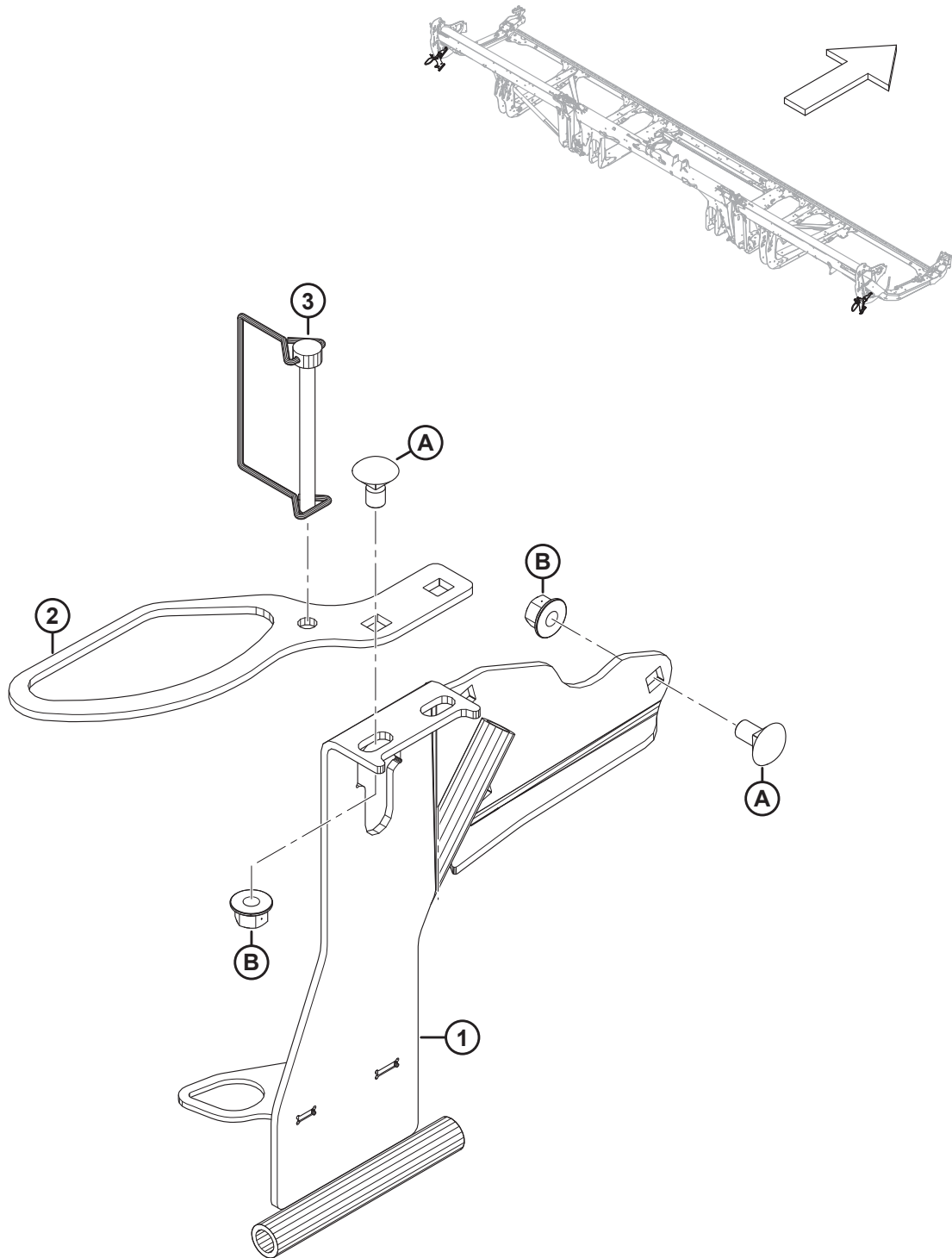
(OPTION) CROP LIFTERS AND STORAGE RACK

Ref	Part Number	Description	Qty	Serial Number
	B7022	KIT – CROP LIFTER <sup>234</sup>		
	B7023	KIT – LIFTER STORAGE RACK <sup>235</sup>		
1	233748	DEFLECTOR – CROP LIFTER	A/R	
2	233770	SUPPORT – LIFTER STORAGE WELDT	1	
A	226280	BOLT – RHSN SPCL M12 X 60-8.8		
B	136036	NUT – HEX SM FLG M12 X 1.75-8-AA1J		
C	136312	BOLT – HEX FLG HD TFL M10 X 1.5 X 25-10.9-AA1J		

234. Crop lifters are recommended for severely lodged cereal crops where the Operator wants maximum possible stubble height. Quantity of kits required varies depending on header size: D225 and D230 = 3 kits; D235 and D241 = 4 kits; D245 = 5 kits. Kits are available through Whole Goods only.

235. Quantities of Lifter Storage Rack kits required varies depending on header size. D225 = 1 kit; D230, D235, D241, and D245 = 2 kits. Kits are available through Whole Goods only.

# 88 (Option) Divider Storage Bracket



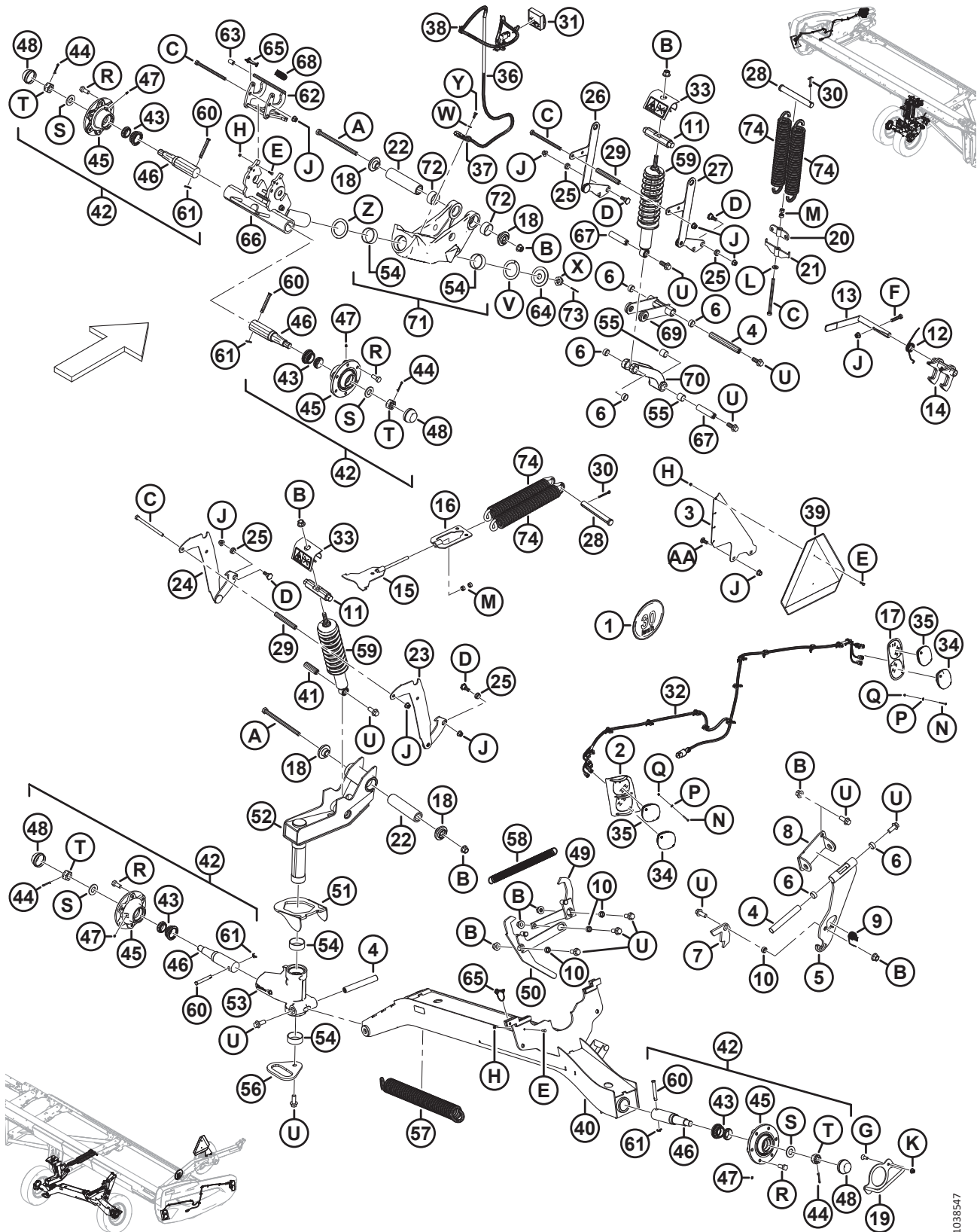
(OPTION) DIVIDER STORAGE BRACKET

Ref	Part Number	Description	Qty	Serial Number
	B7030	KIT – DIVIDER STORAGE BRACKET <sup>236</sup>		
1	313566	LH DIVIDER STORAGE – WELDT	1	
	313705	RH DIVIDER STORAGE – WELDT	1	
2	311464	SUPPORT – STORAGE RICE RODS	2	
3	136749	PIN – LYNCH	2	
A	136178	BOLT – RHSN M10 X 1.5 X 20-8.8-AA1J		
B	135799	NUT – HEX FLG CTR LOC M10 X 1.5-10		

---

236. Kits are available through Whole Goods only.

# 89 (Option) EasyMove™ – Slow Speed Transport, Base Kit and Stabilizer Wheels



1038547

(OPTION) EASYMOVE™ – SLOW SPEED TRANSPORT, BASE KIT AND STABILIZER WHEELS

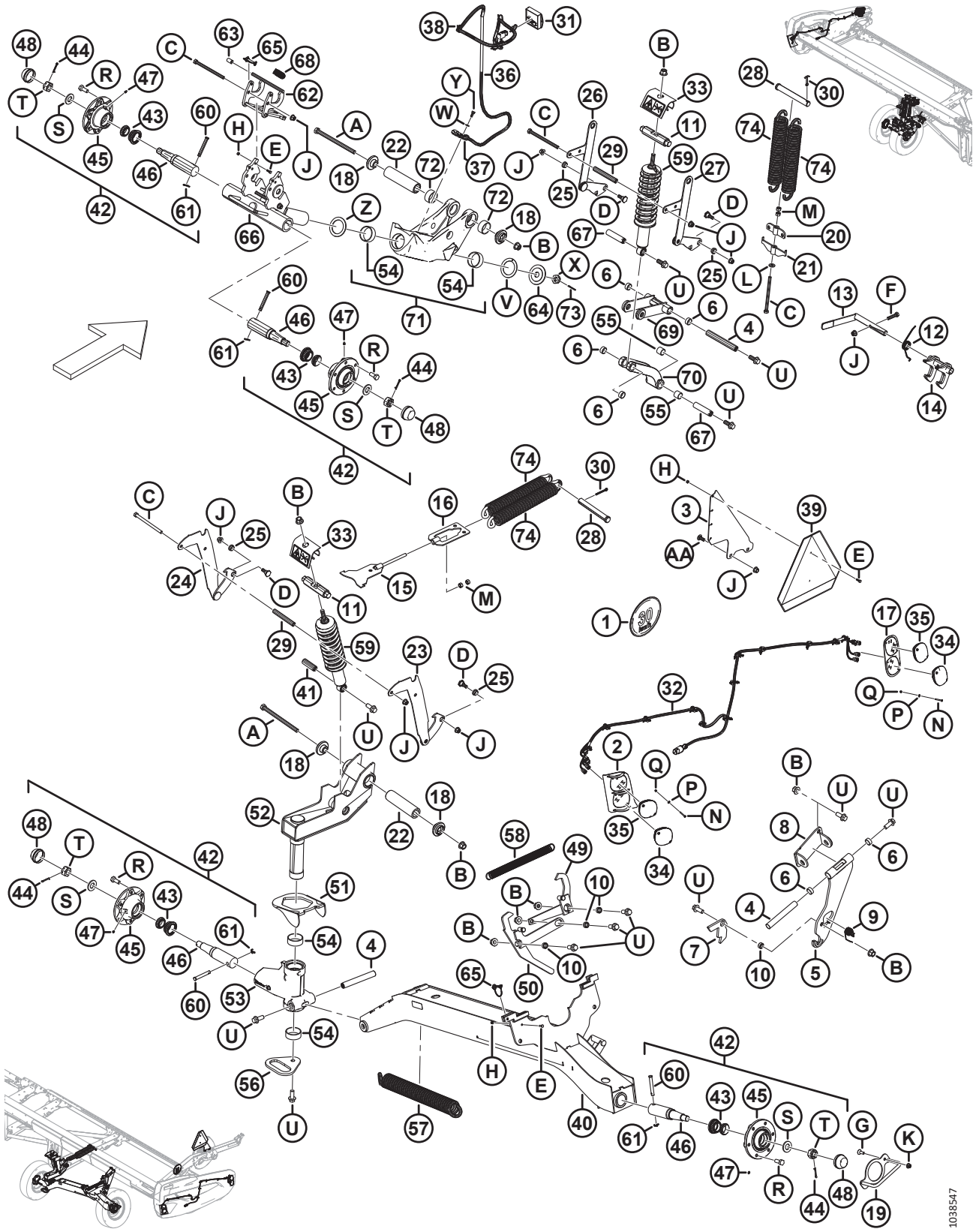
Ref	Part Number	Description	Qty	Serial Number
	B6288	EASYMOVE™ SLOW SPEED TRANSPORT – STABILIZER WHEELS AND BASE KIT <sup>237</sup>		
1	327561	KIT – DECALS, SIS BRACKET	1	
	193243	DECAL – SIS 30 KM/H, SMALL	1	
	193241	DECAL – SIS, 30 KM/H	1	
	193240	DECAL – SIS 20 MILE/H, SMALL	1	
	193242	DECAL – SIS 20 MILE/H	1	
2	327429	LIGHT BEZEL – WELDT, LH <sup>238</sup>	1	
	327179	LIGHT BEZEL – WELDT, RH <sup>238</sup>	1	
3	327428	LUG	1	
4	316794	PIN	3	
5	316358	SUPPORT – ASSY <sup>239</sup>	1	
6	210690	BUSHING – COMPOSITE	6	
7	303961	PLATE – LATCH	1	
8	327704	PIVOT – WELDT	1	
9	303379	SPRING – TORSION	1	
10	252958	SPACER	4	
11	316284	PIN	2	
12	316119	SPRING – TORSION	1	
13	316118	HANDLE – ASSY	1	
	287701	GRIP – HANDLE	1	
14	316110	LATCH – WELDT	1	
15	316096	SUPPORT – WELDT	1	
16	316095	SUPPORT – WELDT	1	
17	313406	BEZEL – LH FRONT <sup>238</sup>	1	
	313425	BEZEL – RH FRONT <sup>238</sup>	1	
18	303839	CASTING – PLATE	4	
19	303766	HANDLE – WELDT	1	
20	303693	SPRING TENSION SUPPORT – WELDT	1	
21	303691	SPRING ADJUST SUPPORT – WELDT	1	
22	303525	PIN – PIVOT	2	
23	327756	SUPPORT, HEIGHT ADJUST – WELDT, RH	1	
24	327755	SUPPORT, HEIGHT ADJUST – WELDT, LH	1	
25	303492	BUSHING – COMPOSITE	4	

237. Kits are available through Whole Goods only.

238. The bezels are mounted onto the header endshields with pan head screw (MD #320154), flat washer (MD #18798), and Nyloc hex nut (MD #197320).

239. The support assembly includes support (NSS) and two composite bushings (MD #210690).

(OPTION) EASYMOVE™ – SLOW SPEED TRANSPORT, BASE KIT AND STABILIZER WHEELS



1038547



(OPTION) EASYMOVE™ – SLOW SPEED TRANSPORT, BASE KIT AND STABILIZER WHEELS

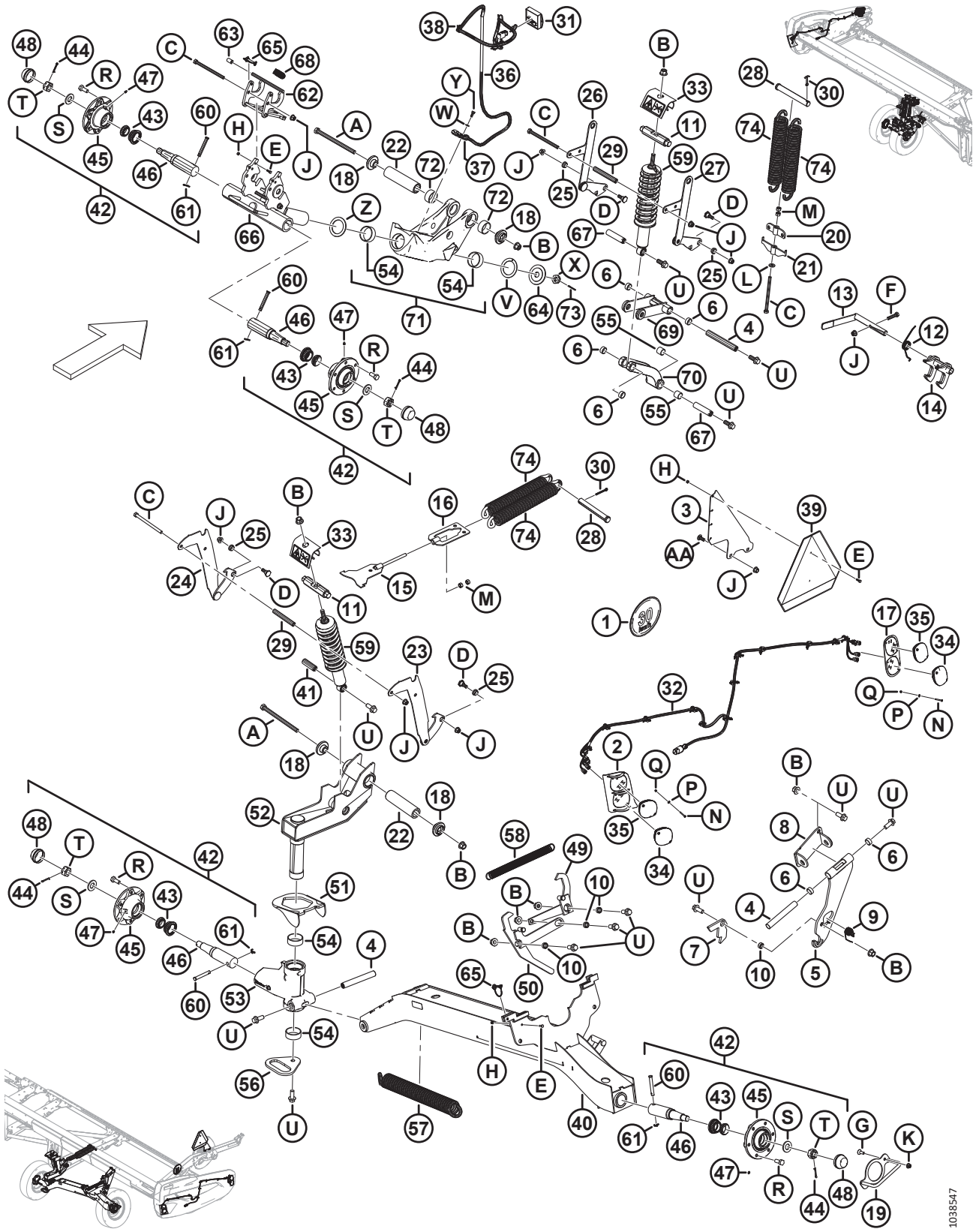
Ref	Part Number	Description	Qty	Serial Number
26	303491	SUPPORT, HEIGHT ADJUST – WELDT	1	
27	303486	SUPPORT, HEIGHT ADJUST – WELDT	1	
28	292692	PIN – CLEVIS	2	
29	210985	SPACER	2	
30	18609	PIN – COTTER 1/4 DIA X 2 ZP	2	
31	327255	MODULE – TRANSPORT LED W/ TAPE	1	
32	323049	HARNESS – TRANSPORT EXT LTS	2	
33	327089	ANTI PRY – ASSY	2	
34	316044	LIGHT – RED	2	
35	284215	LIGHT – AMBER	4	
36	284548	HARNESS – TRANSPORT EXT LEG	1	
37	135716	CLAMP – INSULATED 5/8 IN.	1	
38	21763	FASTENER – CABLE TIE, BLACK	7	
39	21032	SMV SIGN – METAL AND REFLECTOR	1	
40	327786	SUPPORT, AXLE – WELDT	1	
41	316793	PIN	1	
42	316330	HUB – ASSY <sup>240</sup>	4	
43	316851	KIT – WHEEL BEARING <sup>241</sup>	4	
44	18608	PIN – COTTER 3/16 DIA X 1.5 ZP	4	
45	316847	HUB	4	
46	316848	SPINDLE	4	
47	18671	FITTING – LUBE 1/4 - 28 UNF	4	
48	30520	CAP – DUST	4	
49	327751	ARM – WELDT	1	
50	327749	LEVER – WELDT	1	
51	303832	HOOK – WELDT	1	
52	327672	PIVOT – ASSY	1	
53	303380	ASSY – SUPPORT, PIVOT <sup>242</sup>	1	
54	210661	BUSHING – COMPOSITE	4	
55	133992	BUSHING – COMPOSITE	6	
56	303033	PLATE – HANDLE	1	
57	303021	SPRING – EXTENSION	1	
58	247222	SPRING – EXTENSION	1	

240. The hub assembly includes cotter pin (MD #18608), lube fitting (MD #18671), six wheel bolts (MD #18916), dust cap (MD #30520), hub (MD #316847), spindle (MD #316848), wheel bearing kit (MD #316851), slotted nut (MD #316859), and washer (MD #316860).

241. The kit includes bearings (NSS) and seal (NSS).

242. The pivot support assembly includes two composite bushings (MD #210661) and two composite bushings (MD #133992).

(OPTION) EASYMOVE™ – SLOW SPEED TRANSPORT, BASE KIT AND STABILIZER WHEELS



1038547

(OPTION) EASYMOVE™ – SLOW SPEED TRANSPORT, BASE KIT AND STABILIZER WHEELS

Ref	Part Number	Description	Qty	Serial Number
59	327798	DAMPENER – HEADER <sup>243</sup>	2	
60	101007	PIN – CLEVIS	4	
61	18648	PIN – COTTER 3/16 DIA X 1.25 ZP	4	
62	327535	LATCH – ASSY <sup>244</sup>	1	
63	327534	GRIP – HANDLE	1	
64	327745	DISC	1	
65	320205	PIN – LYNCH DIA 5/16 IN. X 1.75 IN. LG W/ TETHER	2	
66	327716	SPINDLE – WELDT	1	
67	316293	PIN	2	
68	303898	SPRING – EXTENSION	1	
69	327738	ARM SUPPORT – ASSY <sup>245</sup>	1	
70	303341	CAST SUPPORT – ASSY <sup>246</sup>	1	
71	303283	PIVOT – ASSY <sup>247</sup>	2	
72	327600	BUSHING – COMPOSITE	4	
73	18607	PIN – COTTER 5/32 DIA X 1.5 ZP	1	
74	144724	SPRING – EXTENSION	4	
	316649	DECAL – HEIGHT SETTING, LH	1	
	316639	DECAL – HEIGHT SETTING, RH	1	
	327086	DECAL – ENERGY RELEASE	2	
	165524	REFLECTOR – RED	2	
	302204	DECAL – CA PROPOSITION 65	1	
A	320011	BOLT – HEX HD M16 X 2 X 240-10.9-ZINC		
B	136440	NUT – HEX FLG CTR LK M16 X 2-10-AA1J		
C	252272	BOLT – HEX HD TFL M12 X 1.75 X 180-10.9-ZINC		
D	303251	BOLT – 19 MM SHLDR M12 SPCL		
E	184646	BOLT – HEX HD TFL M6 X 1 X 20-8.8-AA1J		
F	152779	BOLT – HEX HD M12 X 1.75 X 55-8.8-AA1J		
G	136857	SCREW – HEX SOC CSK HD TFL M10 X 1.5 X 30-ZINC		
H	136773	NUT – HEX CTR LOC M6 X 1-8-AA1J		
J	136431	NUT – HEX FLG CTR LOC M12 X 1.75-10		
K	135799	NUT – HEX FLG CTR LOC M10 X 1.5-10		
L	135369	WASHER – HARDENED ASTM F436 1/2		

243. The dampener includes composite bushing (MD #133992).

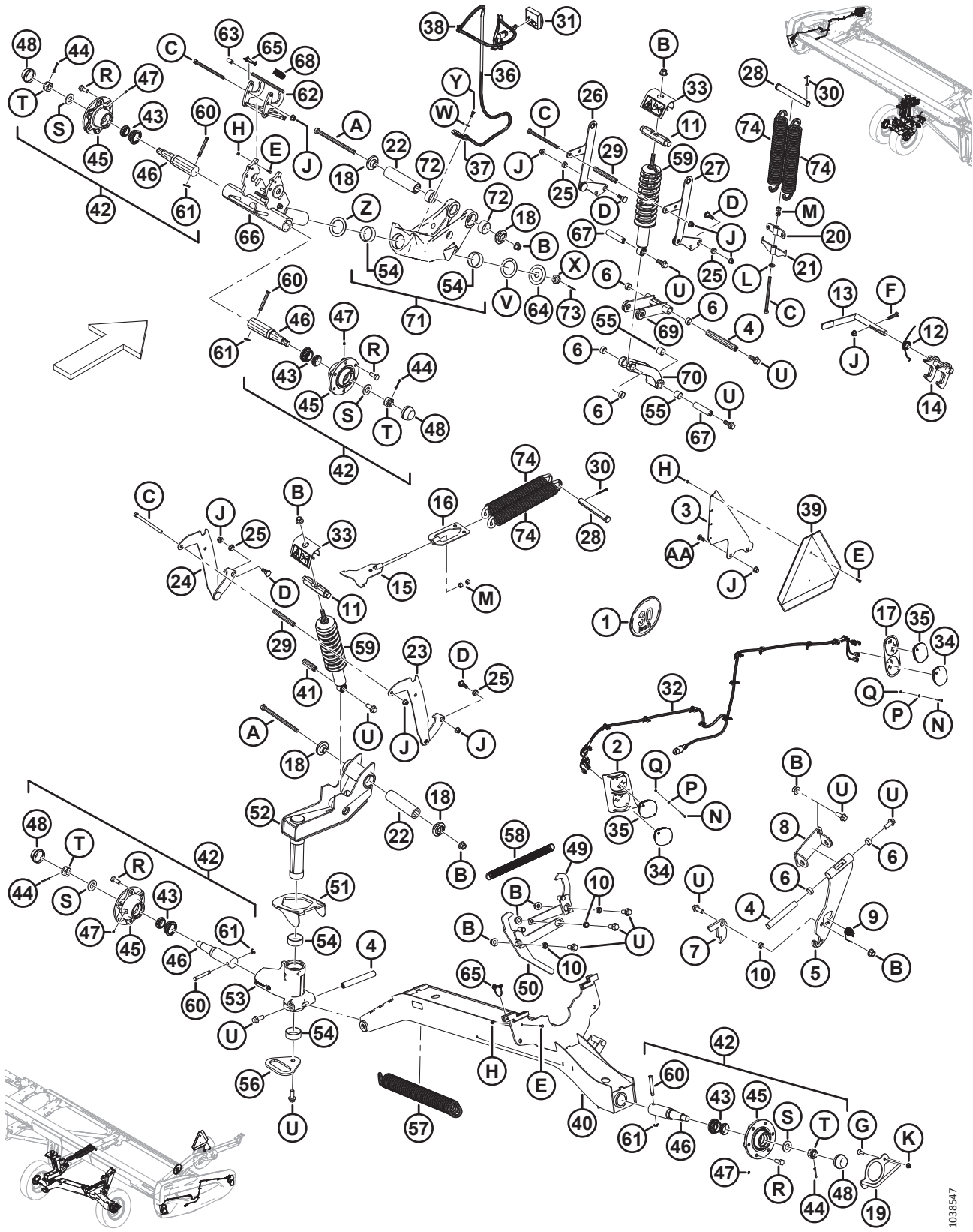
244. The latch assembly includes latch (NSS) and handle grip (MD #327534).

245. The arm support assembly includes arm support (NSS) and two composite bushings (MD #210690).

246. The support assembly includes support (NSS), two composite bushings (MD #133992), and two composite bushings (MD #210690).

247. The pivot assembly includes pivot (NSS), two composite bushings (MD #210661), and two composite bushings (MD #327600).

(OPTION) EASYMOVE™ – SLOW SPEED TRANSPORT, BASE KIT AND STABILIZER WHEELS

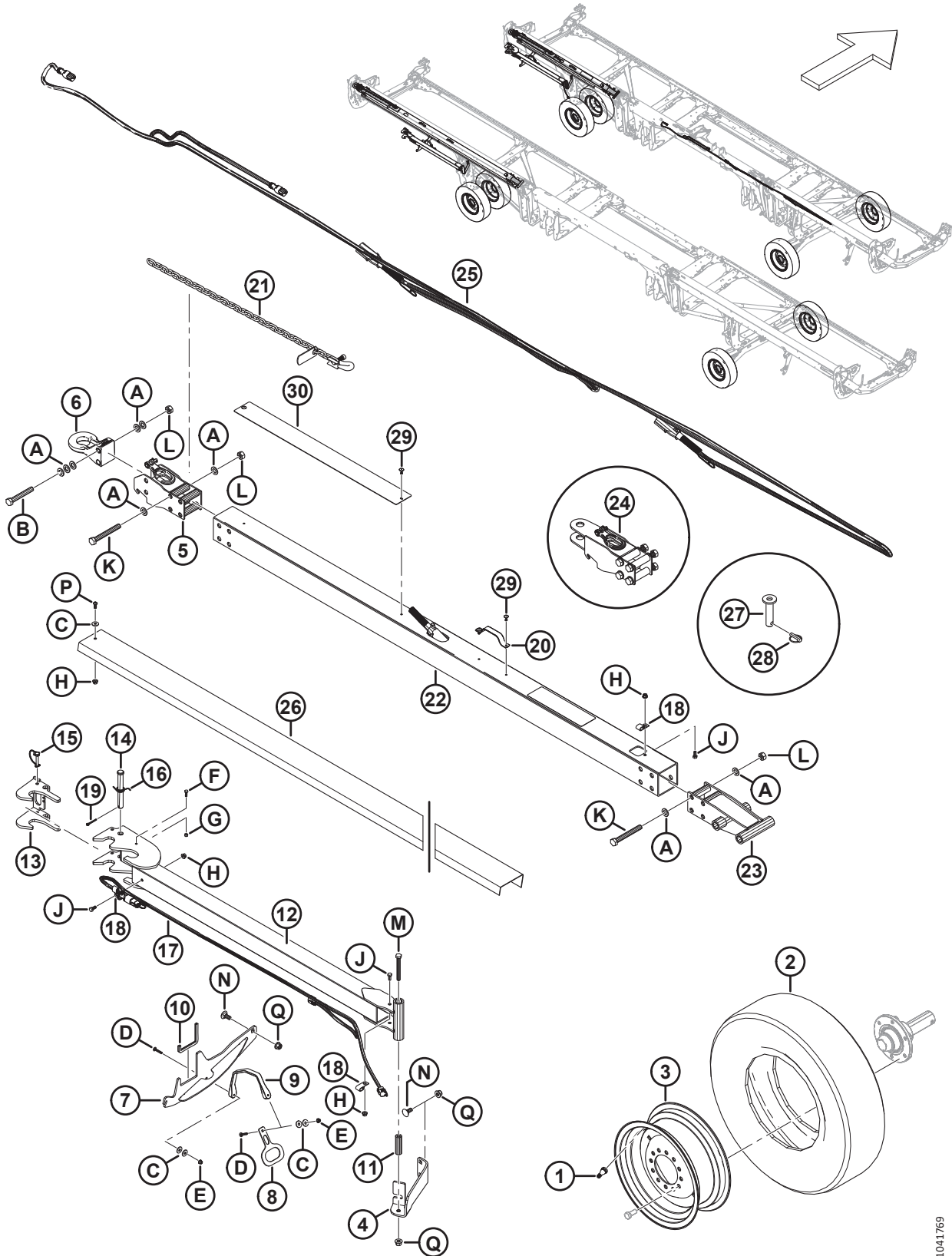


1038547

(OPTION) EASYMOVE™ – SLOW SPEED TRANSPORT, BASE KIT AND STABILIZER WHEELS

Ref	Part Number	Description	Qty	Serial Number
M	135156	NUT – HEX M12 X 1.75-10-AA1J		
N	320154	SCREW – PAN HD DIN 7985 M4 X 0.7 X 35-4.8-ZINC BLACK		
P	18798	WASHER – FLAT SAE 7/32 ID X 7/16 IN OD AA1J		
Q	197320	NUT – HEX NYLOC M4 X 0.7-8-AA1J		
R	18916	BOLT – 90° WHEEL 9/16 NF X 1.75 OL - AA1J		
S	316860	WASHER		
T	316859	NUT – SLOTTED		
U	320060	BOLT – HEX FLG HD TFL M16 X 2 X 40-10.9-ZINC		
V	210918	WASHER – THRUST		
W	184708	WASHER – FLAT M8-200HV-AA1J		
X	136446	NUT – HEX SLTD FINE M24 X 1.5-SPCL-22HA-ZINC		
Y	30715	BOLT – HEX HD TFL M8 X 1.25 X 20-8.8-AA1J		
Z	327710	WASHER – THRUST		
AA	152702	BOLT – RHSN M12 X 1.75 X 30-8.8-AA1J		

# 90 (Option) EasyMove™ – Slow Speed Transport, Wheels, Tires, and Tow Poles



## (OPTION) EASYMOVE™ – SLOW SPEED TRANSPORT, WHEELS, TIRES, AND TOW POLES

Ref	Part Number	Description	Qty	Serial Number
	<b>B7398</b>	<b>EASYMOVE™ SLOW SPEED TRANSPORT – WHEELS AND TIRES</b> <sup>248</sup>		
1	230968	STEM – TIRE VALVE ASSY #TR-416	2	
2	<b>327808</b>	<b>TIRE – ST 225/75 R15 LRF</b>	<b>2</b>	
3	<b>327807</b>	<b>WHEEL – 15 X 6 WHITE</b> <sup>249</sup>	<b>2</b>	
	144531	WHEEL – 15 X 6 LB <sup>250</sup>	A/R	
	<b>327802</b>	<b>DECAL – TIRE PRESSURE, 655 KPA (95 PSI)</b> <sup>251</sup>	<b>2</b>	
	327717	DECAL – TIRE PRESSURE, 552 KPA (80 PSI) <sup>252</sup>	A/R	
	<b>C2173</b>	<b>EASYMOVE™ SLOW SPEED TRANSPORT – LONG TOW POLE</b> <sup>248</sup>		
	B7392	EASYMOVE™ SLOW SPEED TRANSPORT – LONG TOW POLE <sup>248</sup>		
4	327649	ANGLE – SUPPORT	1	
5	327694	HITCH – BASE	1	
6	113566	HITCH – PINTLE	1	
7	327771	WELDMENT – SUPPORT	1	
8	327304	PLATE – HANDLE	1	
9	193187	STRAP – RUBBER	1	
10	141220	SEAL – EDGE TRIM	1	
11	327294	TUBE	1	
12	327740	HITCH, EXTENSION – WELDT	1	
13	327739	LATCH – WELDT	1	
14	320213	PIN – CLEVIS	1	
15	320205	PIN – LYNCH DIA 5/16 IN. X 1.75 IN. LG W/ TETHER	1	
16	303169	SPRING – TORSION	1	
17	284549	HARNESS – TRANSPORT EXT HITCH	1	
18	39272	CLIP – INSULATED	3	
19	18608	PIN – COTTER 3/16 DIA X 1.5 ZP	1	
20	327563	HANDLE	2	
21	327532	CHAIN – SAFETY	1	
22	<b>327696</b>	<b>TUBE – HITCH, LONG</b>	<b>1</b>	

248. Kits are available through Whole Goods only.

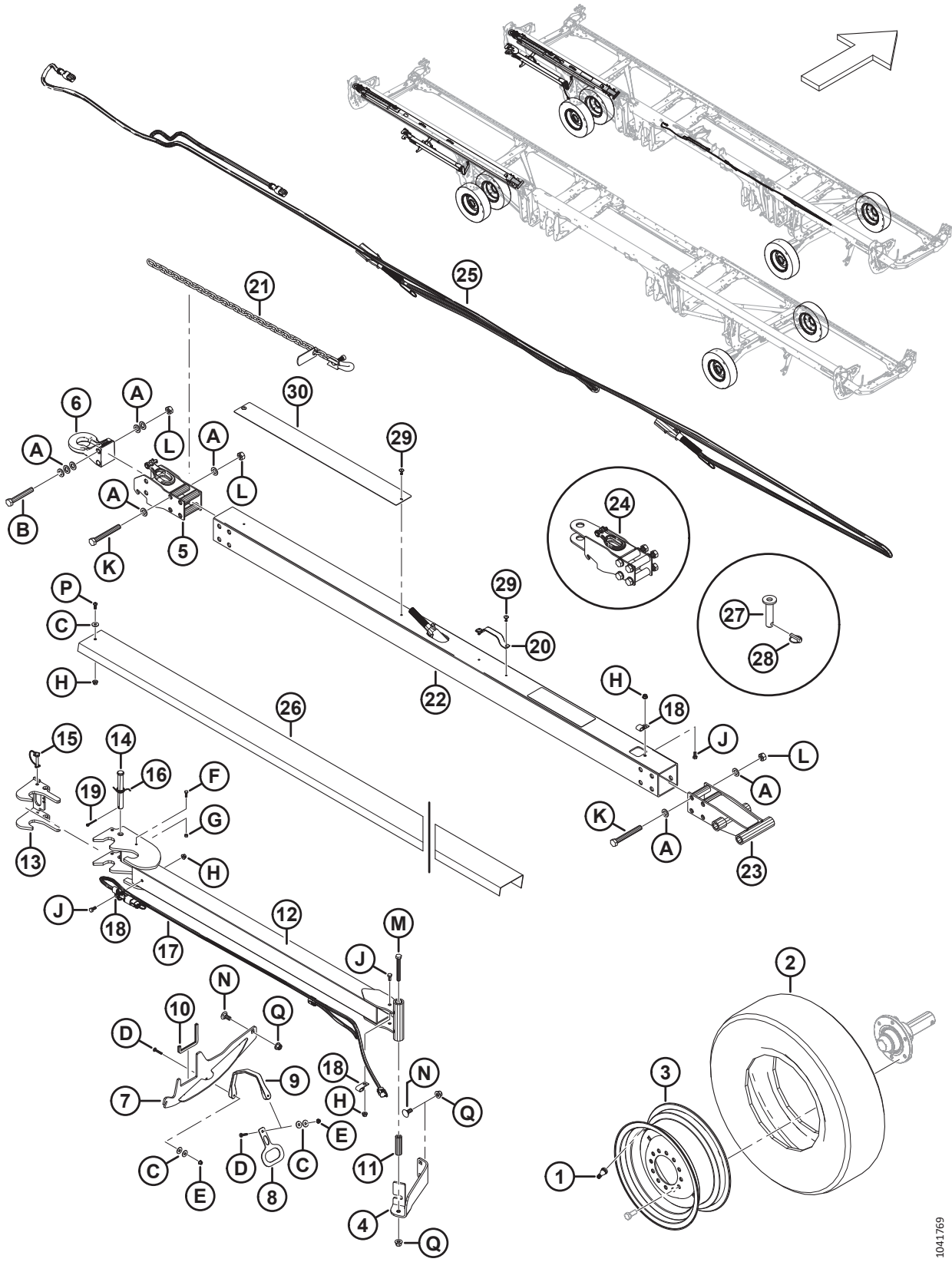
249. Wheel MD #327807 is used with tire MD #327808.

250. Wheel MD #144531 remains available as a service part for superseded tire MD #230483. Wheel MD #144531 is **NOT** included in Tires kit B7398.

251. Tire pressure decal MD #327802 (655 kPa [95 psi]) is used with tire MD #327808.

252. Tire pressure decal MD #327717 (552 kPa [80 psi]) remains available as a service part for superseded tire MD #230483.

(OPTION) EASYMOVE™ – SLOW SPEED TRANSPORT, WHEELS, TIRES, AND TOW POLES



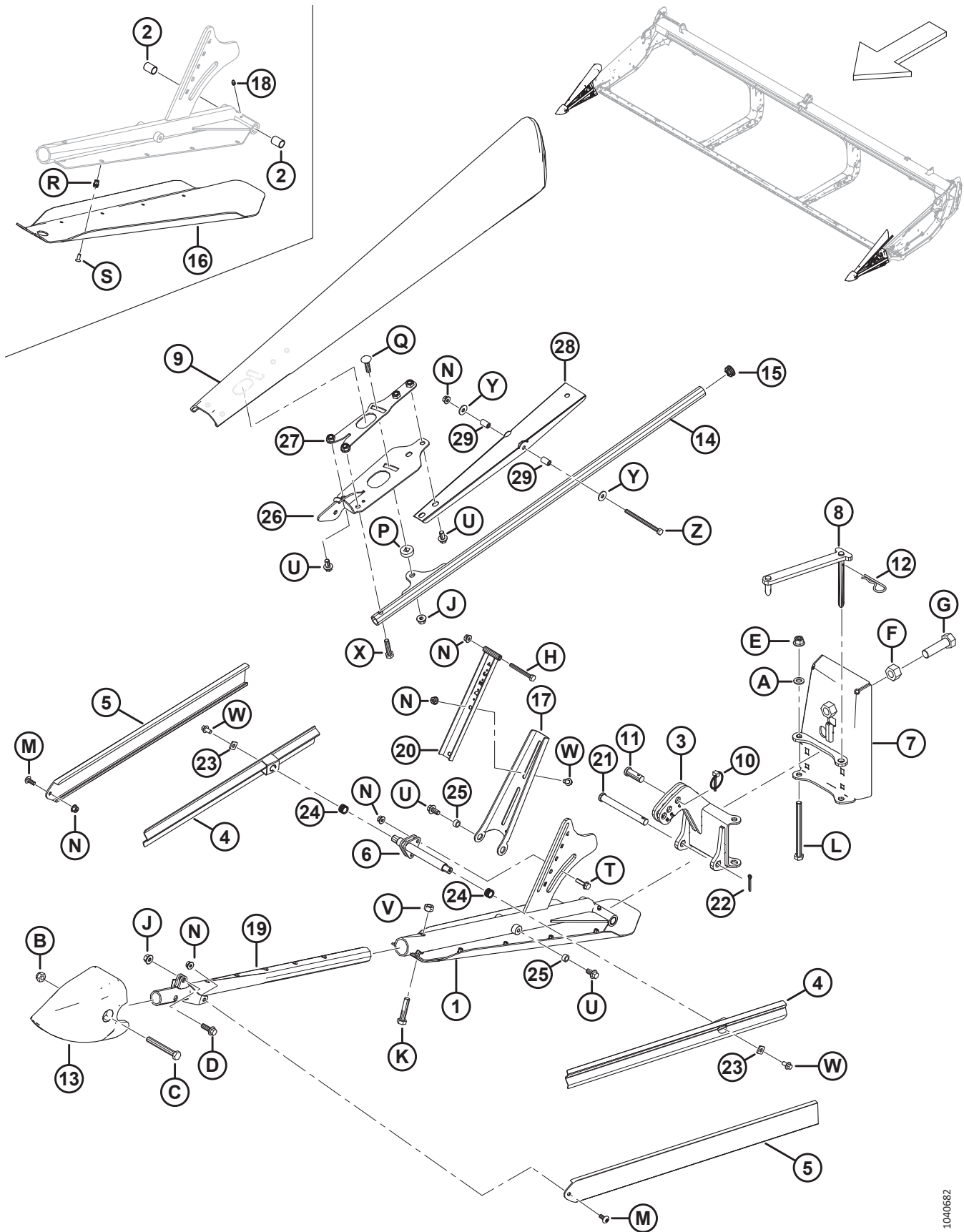
1041769



## (OPTION) EASYMOVE™ – SLOW SPEED TRANSPORT, WHEELS, TIRES, AND TOW POLES

Ref	Part Number	Description	Qty	Serial Number
23	327692	HITCH, END – WELDT	1	
24	327664	ASSY – CLEVIS HITCH	1	
25	284550	HARNESS – TRANSPORT LIGHTS	1	
26	<b>327817</b>	<b>SUPPORT – CHANNEL, LONG</b>	<b>1</b>	
27	118239	PIN – HITCH	1	
28	113561	PIN – LYNCH	1	
29	320039	RIVET – POP 4.8 MM X 27.2 MM	6	
30	327659	PLATE – WEAR	1	
	327588	DECAL – HITCH DAMAGE HAZARD	1	
A	184717	WASHER – FLAT REG M16-200HV-AA1J		
B	<b>184679</b>	<b>BOLT – HEX HD M16 X 2 X 110-10.9-AA1J</b>		
C	184709	WASHER – FLAT LARGE M8-200HV		
D	184643	BOLT – RHSSN M6 X 1.0 X 35-8.8-AA1J		
E	152668	NUT – HEX FLG CTR LOC M6 X 1-8		
F	184646	BOLT – HEX HD TFL M6 X 1 X 20-8.8-AA1J		
G	136773	NUT – HEX CTR LOC M6 X 1-8-AA1J		
H	135337	NUT – HEX FLG CTR LK M8 X 1.25-8-AA1J		
J	30715	BOLT – HEX HD TFL M8 X 1.25 X 20-8.8-AA1J		
K	320219	BOLT – HEX HD M16 X 2 X 130-12.9-ZINC		
L	320208	NUT – HEX TOP LOCK M16 X 2-12-ZINC		
M	184672	BOLT – HEX HD M12 X 1.75 X 100-10.9-AA1J		
N	184667	BOLT – RHSN M12 X 1.75 X 30-8.8-ZINC		
P	320176	SCREW – HEX SOC BTN HD M8 X 1.25 X 20-10.9-AA1J		
Q	136431	NUT – HEX FLG CTR LOC M12 X 1.75-10		

# 91 (Option) Floating Crop Dividers



(OPTION) FLOATING CROP DIVIDERS

Ref	Part Number	Description	Qty	Serial Number
	B7346	KIT – FLOATING END DIVIDERS <sup>253</sup>		
1	360072	ASSY – LH SHOE SUPPORT <sup>254</sup>	1	
	360114	ASSY – RH SHOE SUPPORT <sup>255</sup>	1	
2	258391	BUSHING	4	
3	360079	HINGE WELDT – LH	1	
	360119	HINGE WELDT – RH	1	
4	360077	RAIL – DEFLECTOR WELDT	4	
5	360122	DEFLECTOR – EXTRUDED	4	
6	360106	WELDT – SIDE SUPPORT	2	
7	360069	REAR PLATE WELDT – LH	1	
	360134	REAR PLATE WELDT – RH	1	
8	360004	LINK WELDT – LH	1	
	360168	LINK WELDT – RH	1	
9	<b>360723</b>	<b>DEFLECTOR – LH</b>	<b>1</b>	
	<b>360939</b>	<b>KIT – DEFLECTOR, LH <sup>256</sup></b>	<b>A/R</b>	
	<b>360848</b>	<b>DEFLECTOR – RH</b>	<b>1</b>	
	<b>360940</b>	<b>KIT – DEFLECTOR, RH <sup>257</sup></b>	<b>A/R</b>	
10	102264	PIN – LYNCH 3/16 X 1 9/16 IN.	2	
11	18619	PIN – CLEVIS	2	
12	13125	PIN – HAIR	2	
13	313461	CONE – DIVIDER	2	
14	360103	TUBE – WELDMENT	2	
15	335301	PLUG – PLASTIC, SNAP-IN	2	
16	340212	SHOE – LH	1	
	340210	SHOE – RH	1	
17	360110	SUPPORT – LH TOP DEFLECTOR	1	
	360120	SUPPORT – RH TOP DEFLECTOR	1	
18	18671	FTITTING – LUBE 1/4-28 UNF	2	
19	360076	SUPPORT WELDT – FRONT	2	

253. Kits are available through Whole Goods only.

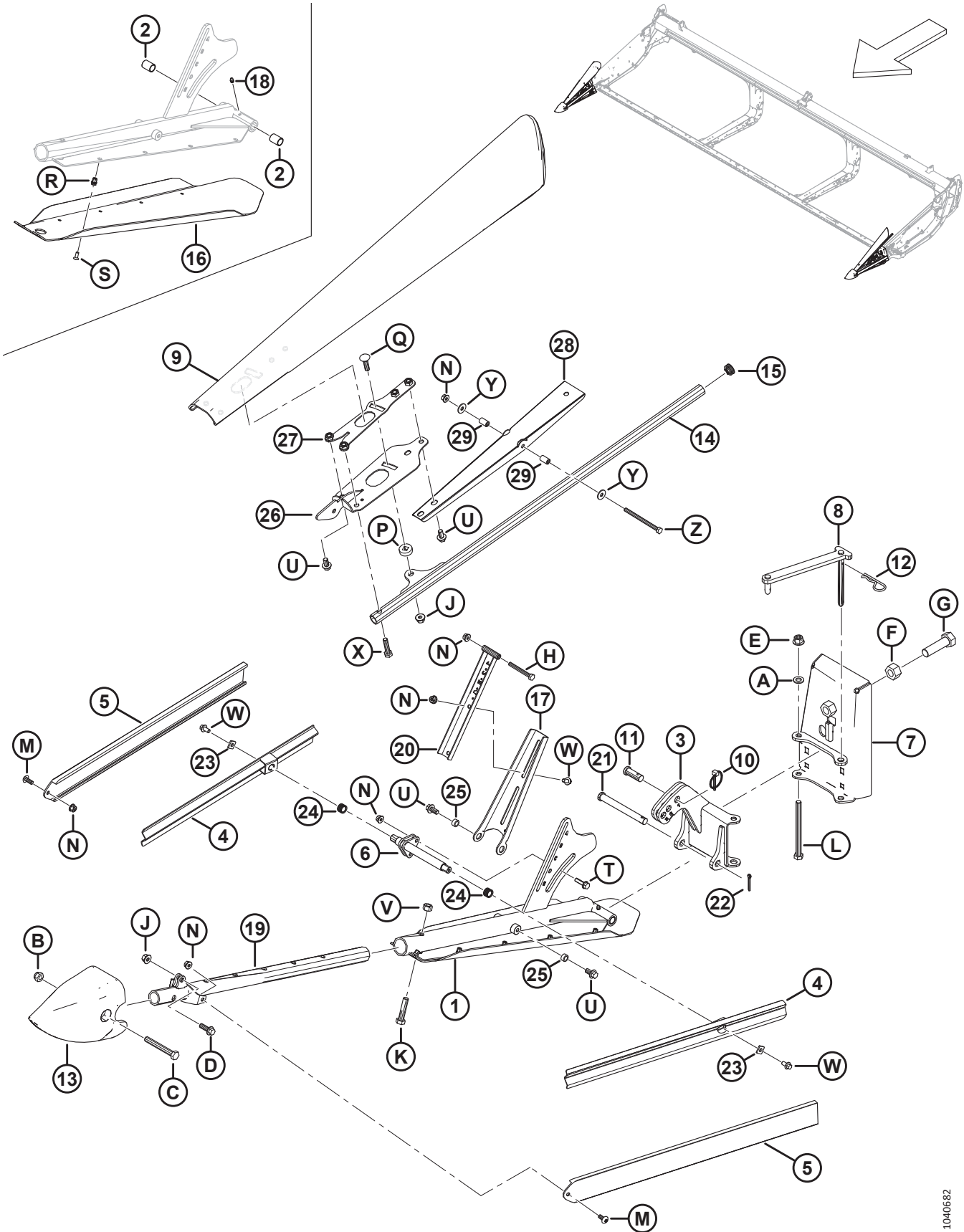
254. The assembly includes LH support weldment (NSS), LH shoe (MD #340212), grease fitting (MD #18671), two bushings (MD #258391), ten screws (MD #320220), and ten rivnuts (MD #320404).

255. The assembly includes RH support weldment (NSS), RH shoe (MD #340210), grease fitting (MD #18671), two bushings (MD #258391), ten screws (MD #320220), and ten rivnuts (MD #320404).

256. The LH Deflector kit is used to service superseded LH deflector (MD #360095). The kit includes deflector channel (MD #360850), left retainer (MD #360734), left deflector (MD #360723), left support (MD #360720), two pivot tubes (MD #360847), hardware, and instructions.

257. The RH Deflector kit is used to service superseded RH deflector (MD #360081). The kit includes deflector channel (MD #360850), right retainer (MD #360863), right deflector (MD #360848), right support (MD #360862), two pivot tubes (MD #360847), hardware, and instructions.

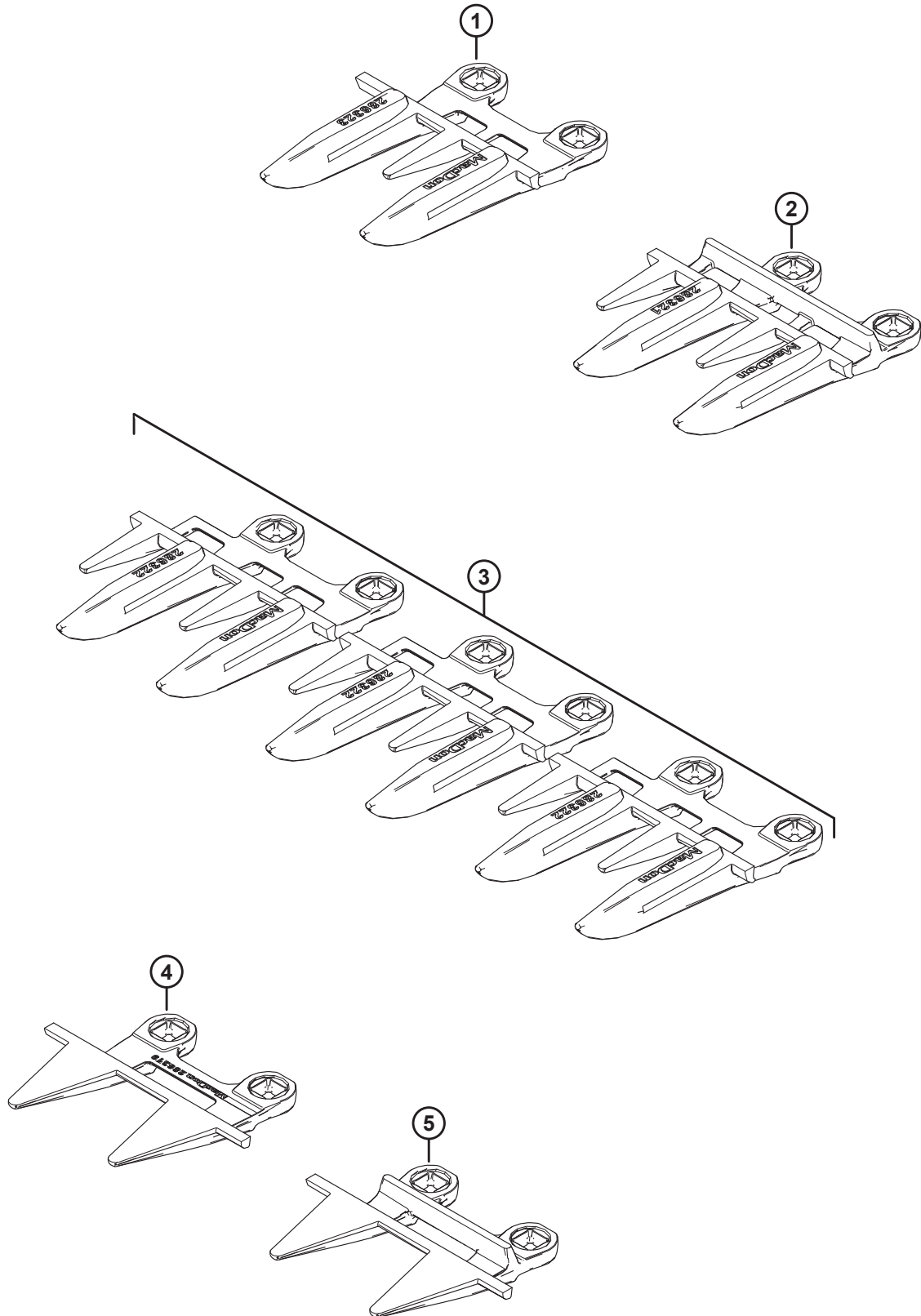
(OPTION) FLOATING CROP DIVIDERS



(OPTION) FLOATING CROP DIVIDERS

Ref	Part Number	Description	Qty	Serial Number
20	360108	DEFLECTOR SUPPORT	2	
21	49378	PIN – CLEVIS	2	
22	18648	PIN – COTTER 3/16 DIA X 1.25 ZP	2	
23	233841	SUPPORT – DEFLECTOR	4	
24	26429	SPRING – COMPRESSION	4	
25	19542	SPACER	4	
26	<b>360720</b>	<b>SUPPORT – LH WELDMENT</b>	<b>1</b>	
	<b>360862</b>	<b>SUPPORT – RH WELDMENT</b>	<b>1</b>	
27	<b>360734</b>	<b>RETAINER – LH WELDMENT</b>	<b>1</b>	
	<b>360863</b>	<b>RETAINER – RH WELDMENT</b>	<b>1</b>	
28	<b>360850</b>	<b>CHANNEL – TOP DEFLECTOR</b>	<b>2</b>	
29	<b>360847</b>	<b>TUBE – PIVOT</b>	<b>4</b>	
A	184714	WASHER – FLAT REG M12-300HV		
B	184695	NUT – HEX NYLOC M12 X 1.75-8-AA1J		
C	184673	BOLT – HEX HD M12 X 1.75 X 90-10.9-AA1J		
D	184665	BOLT – HEX FLG HD M10 X 1.5 X 30-10.9-AA1J		
E	136431	NUT – HEX FLG CTR LOC M12 X 1.75-10		
F	136342	NUT – HEX FINE M20 X 1.5 X 10-AA3L		
G	136339	BOLT – HEX HD FINE TFL M20 X 1.5 X 70 X 8.8-ZINC		
H	184656	BOLT – HEX HD M8 X 1.25 X 70-8.8-AA1J		
J	135799	NUT – HEX FLG CTR LOC M10 X 1.5-10		
K	152779	BOLT – HEX HD M12 X 1.75 X 55-8.8-AA1J		
L	135696	BOLT – HEX HD M12 X 1.75 X 150-8.8-AA1J		
M	320190	SCREW – TORX TRUSS HD M8 X 1.25 X 20-SPCL-8.8-ZINC		
N	135337	NUT – HEX FLG CTR LK M8 X 1.25-8-AA1J		
P	360105	WASHER – SPECIAL		
Q	<b>152732</b>	<b>BOLT – RHSN M10 X 1.5 X 40-8.8-AA1J</b>		
R	320404	RIVNUT – M6 X 1.0 HEX 1.0-3.5		
S	320220	SCREW – TORX CSK HD TFL M6 X 1 X 16-SPCL-8.8-ZINC		
T	252655	BOLT – HEX FLG HD TFL M8 X 1.25 X 30-8.8-AA1J		
U	152655	BOLT – HEX FLG HD M10 X 1.5 X 20-8.8-AA1J		
V	136759	NUT – HEX CTR LOC M12 X 1.75-8-AA1J		
W	136485	BOLT – HEX FLG HD TFL M8 X 1.25 X 16-8.8-AA1J		
X	135319	BOLT – HEX HD M10 X 1.5 X 40-8.8-AA1J		
Y	<b>184709</b>	<b>WASHER – FLAT LARGE M8-200HV</b>		
Z	<b>135523</b>	<b>BOLT – HEX HD M8 X 1.25 X 110-8.8-AA1J</b>		

## 92 (Option) Four-Point Guard Kits, Single Knife



(OPTION) FOUR-POINT GUARD KITS, SINGLE KNIFE

Ref	Part Number	Description	Qty	Serial Number
	286690	KIT – 4 POINT GUARDS 25 FT SK		
	286691	KIT – 4 POINT GUARDS 30 FT SK		
	286692	KIT – 4 POINT GUARDS 35 FT SK		
1	286323	KNIFE GUARD – 4-POINT SPECIAL <sup>258</sup>	1	
2	286321	KNIFE GUARD – 4-POINT <sup>259</sup>		
3	286322	KNIFE GUARD – 4-POINT END <sup>260</sup>	3	
4	286319	KNIFE GUARD – PLUGFREE END <sup>260</sup>	1	
5	286318	KNIFE GUARD – PLUGFREE <sup>258</sup>	1	

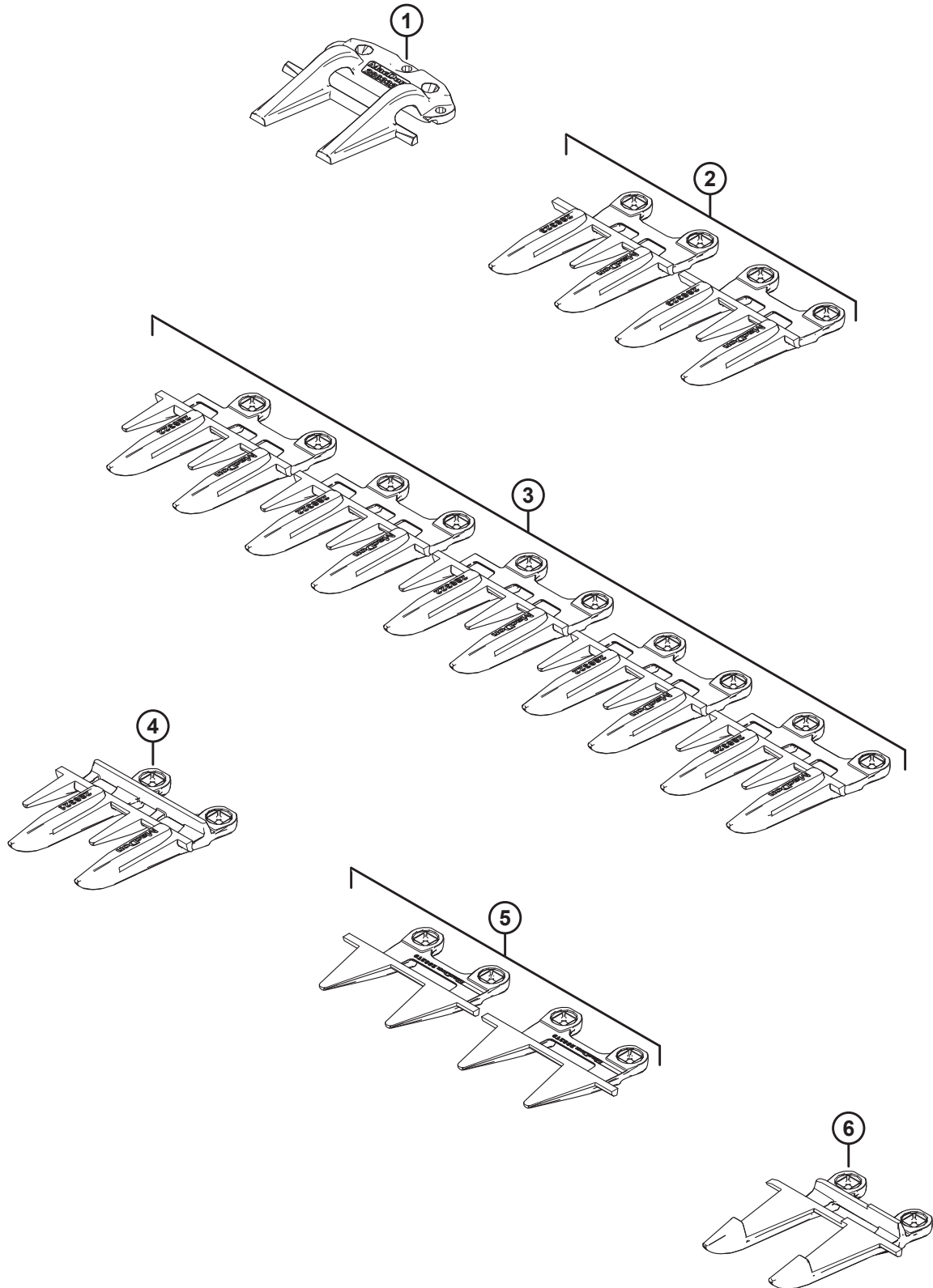
---

258. Used at the right end of the header.

259. Quantities: D225 = 44, D230 = 54, D235 = 64.

260. Used at the drive end of the header.

# 93 (Option) Four-Point Guard Kits, Double Knife





(OPTION) FOUR-POINT GUARD KITS, DOUBLE KNIFE

Ref	Part Number	Description	Qty	Serial Number
	286836	KIT – 4 POINT GUARDS 15 FT DK		
	286837	KIT – 4 POINT GUARDS 20 FT DK		
	286687	KIT – 4 POINT GUARDS 41 FT DK		
	286688	KIT – 4 POINT GUARDS 45 FT DK		
1	286332	HOLD-DOWN – POINTED CENTER <sup>261</sup>	1	
2	286323	KNIFE GUARD – 4-POINT SPECIAL <sup>262</sup>	2	
3	286322	KNIFE GUARD – 4-POINT END <sup>263</sup>	5	
4	286321	KNIFE GUARD – 4-POINT <sup>264</sup>		
5	286319	KNIFE GUARD – PLUGFREE END <sup>265</sup>	2	
6	286317	KNIFE GUARD – POINTED CENTER <sup>261</sup>	1	

---

261. Used near the center of the header.

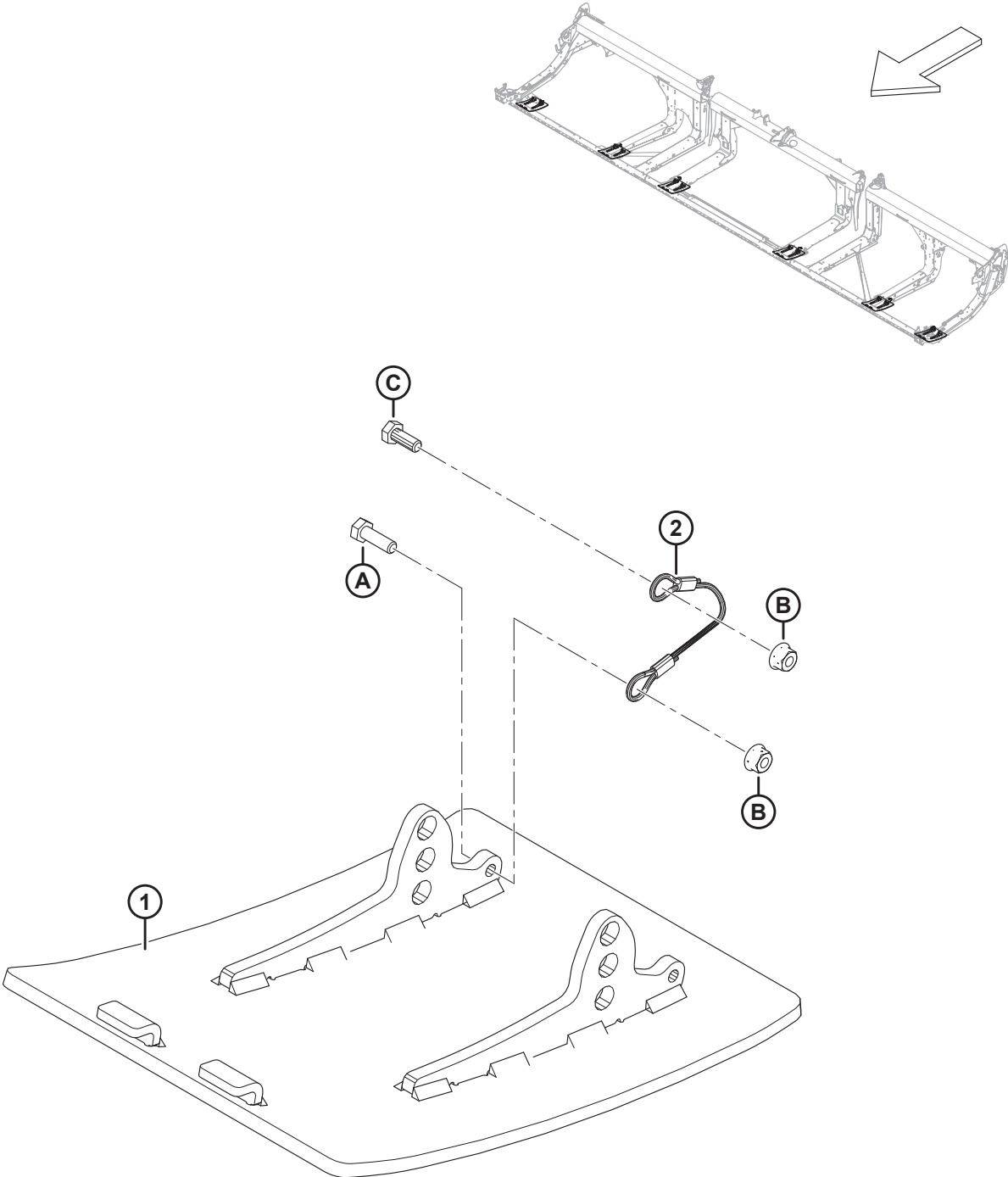
262. One 4-point special knife guard is used at the right end of the header, and to the left of the pointed center knife guard and pointed center hold-down.

263. Three 4-point end knife guards are used at the drive end of the header, and two 4-point end knife guards are used at the right end of the header.

264. Quantities: D240 = 70, D245 = 80.

265. One PlugFree™ end knife guard is used at each end of the header.

# 94 (Option) High Wear Skid Shoes



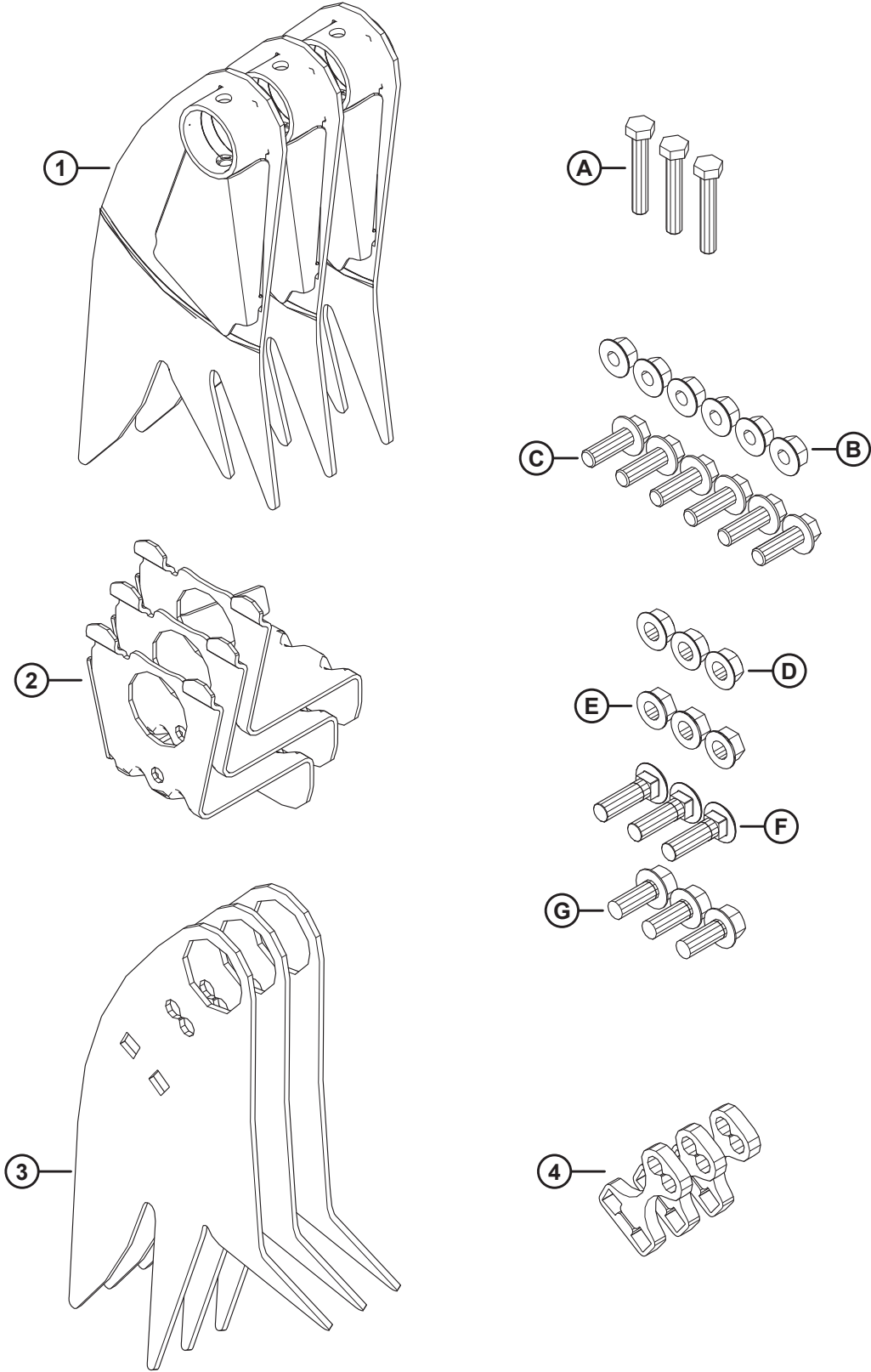
(OPTION) HIGH WEAR SKID SHOES

Ref	Part Number	Description	Qty	Serial Number
	B6801	KIT – HIGH WEAR, ABRASION RESISTANT STEEL SKID SHOES <sup>266</sup>		
1	313374	WELDT – HIGH WEAR SHOE	2	
2	312673	CABLE – STOP	2	
A	184652	BOLT – HEX HD TFL M8 X 1.25 X 25-8.8-AA1J		
B	135337	NUT – HEX FLG CTR LK M8 X 1.25-8-AA1J		
C	30715	BOLT – HEX HD TFL		

---

266. The kit includes two high wear steel skid shoes, two cable stops, hardware, and instructions. Two kits are required for D225 headers. Three kits are required for D230 and larger headers. Kits are available through Whole Goods only.

# 95 (Option) Lodged Crop Reel Fingers

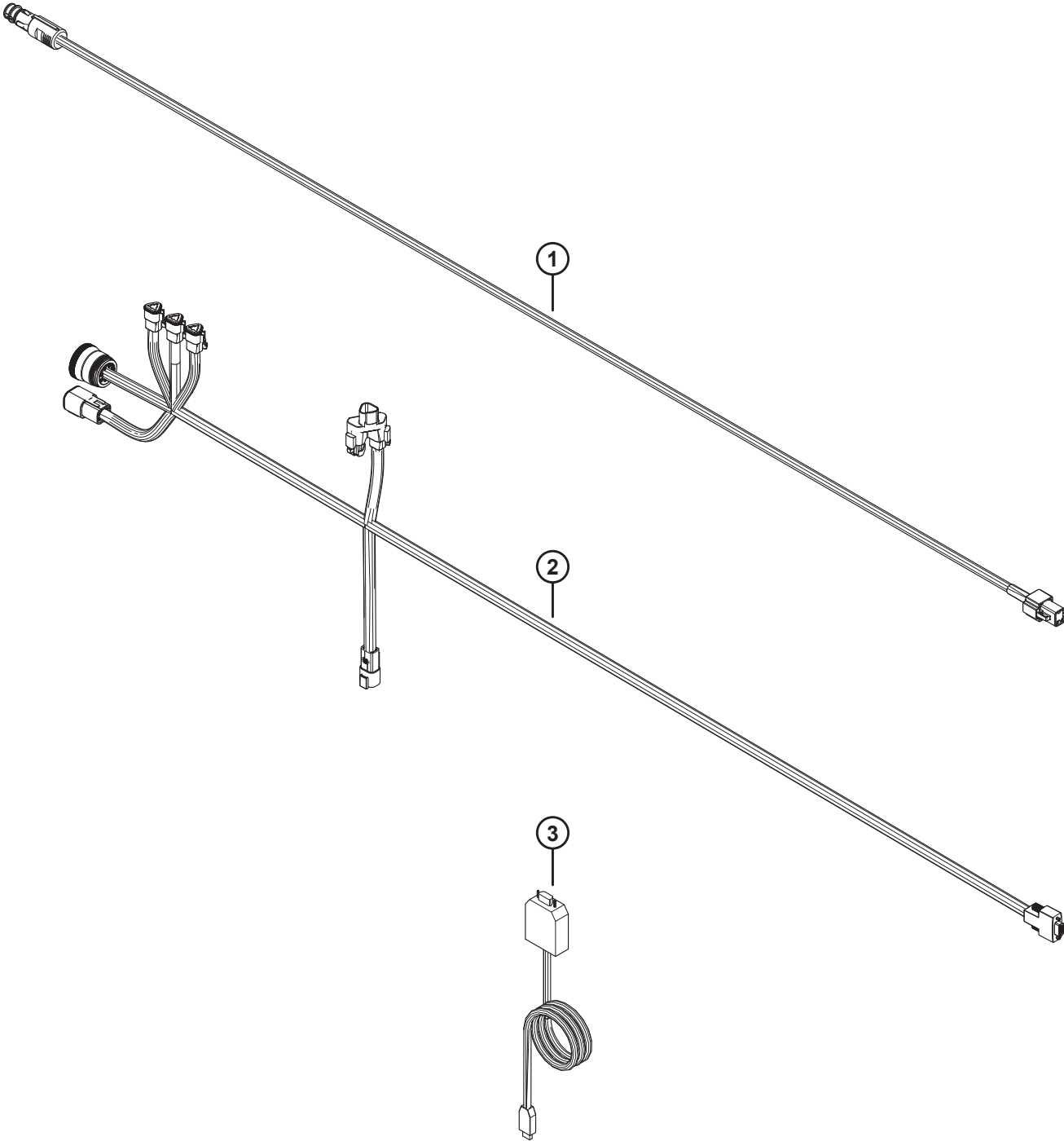


(OPTION) LODGED CROP REEL FINGERS

Ref	Part Number	Description	Qty	Serial Number
	<b>B7230</b>	<b>KIT – LODGED CROP FINGER</b> <sup>267</sup>		
1	<b>360045</b>	<b>WELDT – TAIL END RIGID FINGER</b>	<b>3</b>	
2	<b>340091</b>	<b>SUPPORT – WELDT</b>	<b>3</b>	
3	<b>360044</b>	<b>FINGER – RIGID</b>	<b>3</b>	
4	<b>273615</b>	<b>SHIM</b>	<b>3</b>	
A	<b>184664</b>	<b>BOLT – HEX HD M10 X 1.5 X 60-8.8-AA1J</b>		
B	<b>184697</b>	<b>NUT – HEX SER FLG M12 X 1.75-8-AA1J</b>		
C	<b>152731</b>	<b>BOLT – HEX FLG HD TFL M12 X 1.75 X 35-10.9-AA1J</b>		
D	<b>21383</b>	<b>NUT – FLG SER FACE 1/2-13 UNC GR5 AA1J</b>		
E	<b>50186</b>	<b>NUT – FLG LK DT 1/2-13 UNC GR5 AA1J</b>		
F	<b>30515</b>	<b>BOLT – RHSN 1/2-13 X 1.75-GR5-AA1J</b>		
G	<b>30368</b>	<b>BOLT – HH FLG SER 1/2-13 X 1.25-GR5-AA1J</b>		

267. The Lodged Crop Reel Fingers kit includes three fingers for the cam end of the reel, three fingers for the tail end of the reel, three supports, three shims, all listed hardware, and instructions. Lodged crop reel fingers are **NOT** compatible with the Wide Draper Deflector kit. Kits are available through Whole Goods only.

# 96 (Option) Module Programming Kit



(OPTION) MODULE PROGRAMMING KIT

**NOTE:**

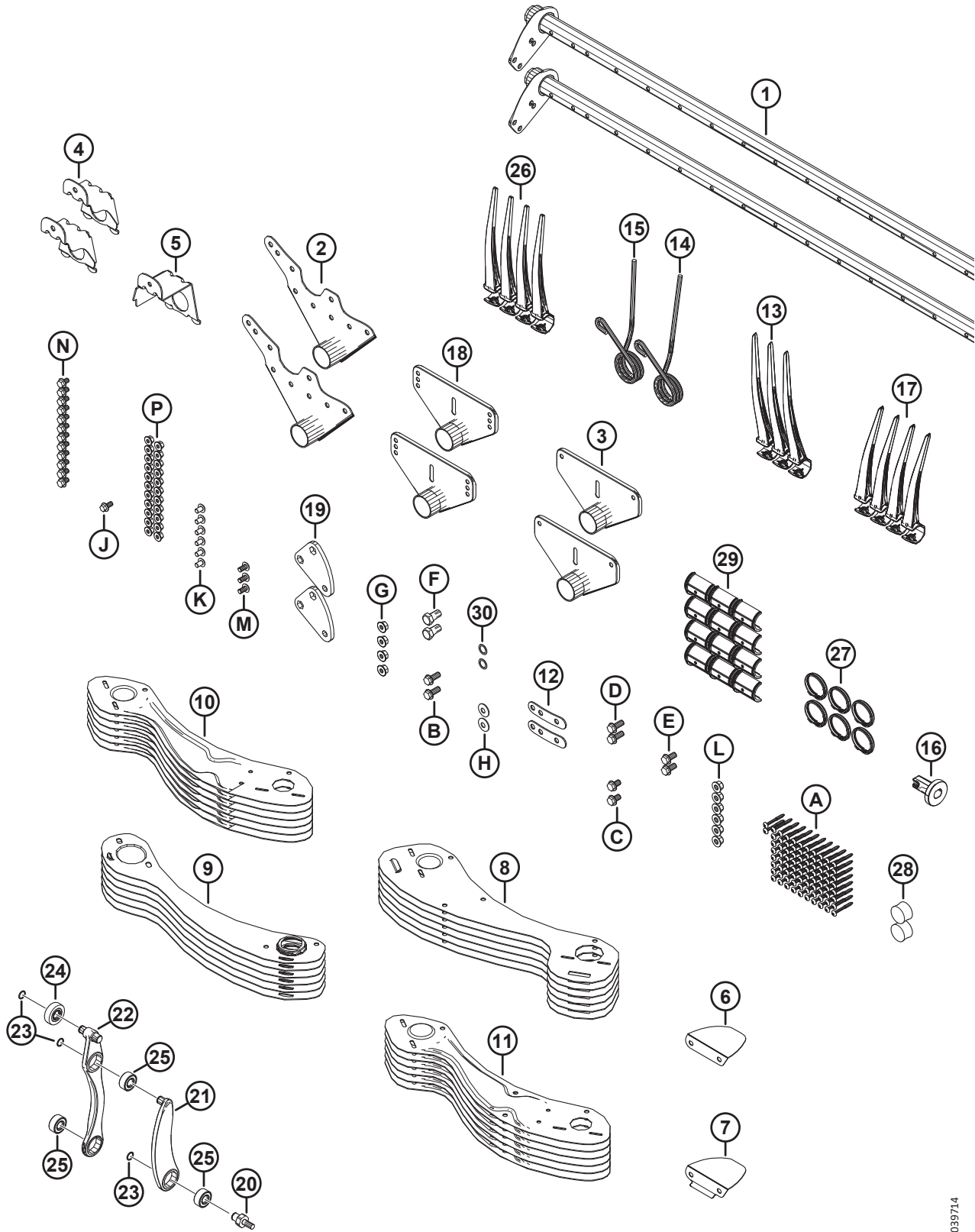
This kit is for FM200 Float Modules configured for John Deere X9 Series combines and is for Dealer use only.

Ref	Part Number	Description	Qty	Serial Number
	368385	KIT – MODULE PROGRAMMING <sup>268</sup>		
1	308943	HARNESS – EXT CAB PWR BOSCH/AUS	1	
2	500557	HARNESS – DIAG., PROGRAMMING	1	
3	500593	CABLE – PCAN TO USB	1	

---

268. The Module Programming kit includes all listed parts and instructions. This kit is for Dealer use only.

# 97 (Option) Reel Tine Tube Conversion Kits – Double Reel, 5 Bat to 6 Bat



1039714



(OPTION) REEL TINE TUBE CONVERSION KITS – DOUBLE REEL, 5 BAT TO 6 BAT

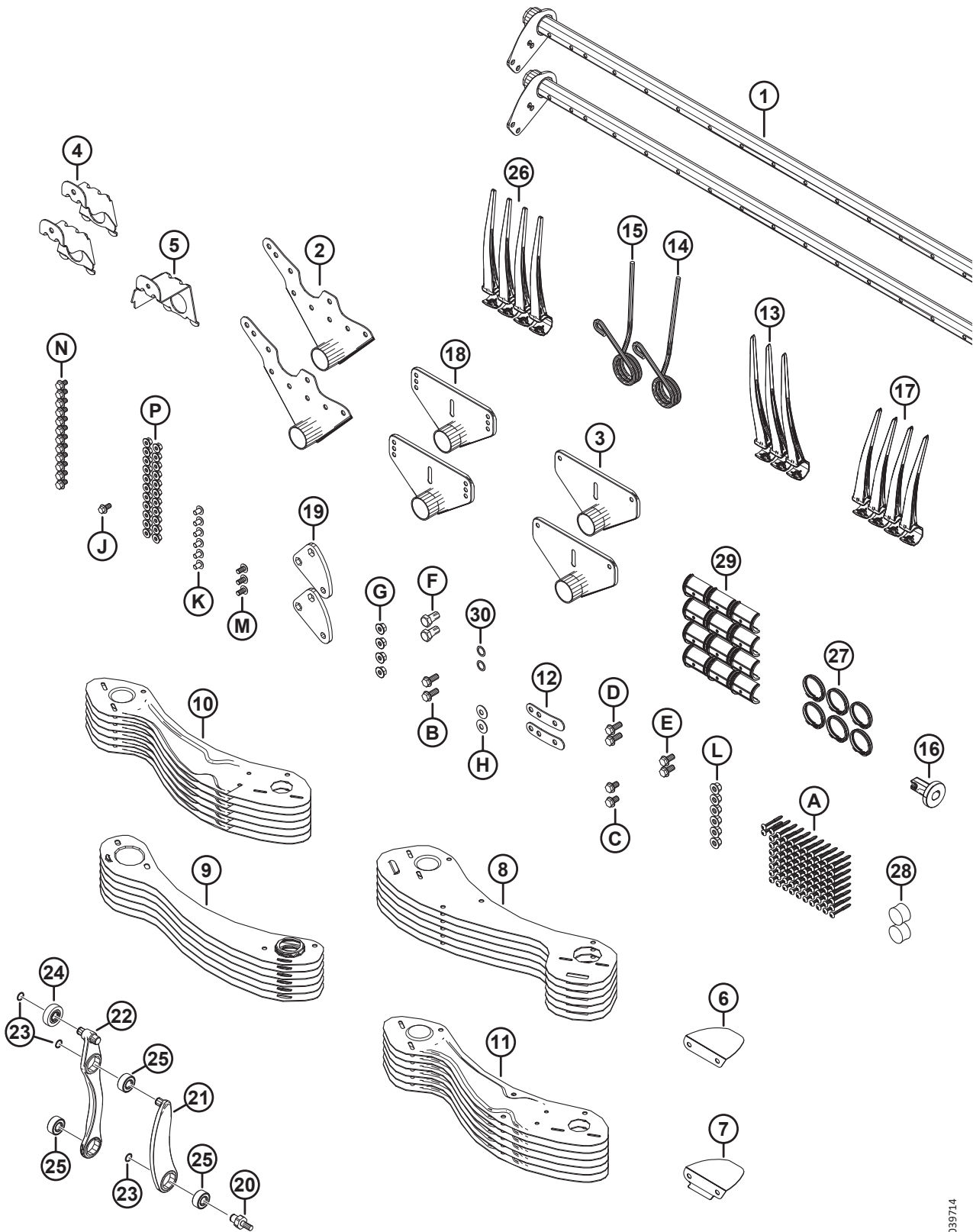
Ref	Part Number	Description	Qty	Serial Number
	B7359	KIT – 41FT DR 5B TO 6B CONV. <sup>269</sup>		
1	311306	TINE TUBE – 41FT DR WIDE	2	
2	335924	ARM WELDT – CAM END	2	
3	311347	ARM WELDT – TAIL END	2	
4	311964	SUPPORT – WELDT CAM END	2	
5	311965	SUPPORT – WELDT TAIL END	1	
6	311906	DEFLECTOR – CAM INBOARD	1	
7	311729	DEFLECTOR – CAM OUTBOARD	1	
8	273813	SHIELD – 6 BAT LH REEL CAM END	6	
9	311822	SHIELD – 6 BAT RH REEL TAIL END	6	
10	311753	SHIELD – OUTBOARD LH 6 BAT	6	
11	311752	SHIELD – OUTBOARD RH 6 BAT	6	
12	311672	STRAP	2	
13	311524	FINGER – PLASTIC, LH ANGLED, 52 MM (PKG OF 10)	2	
14	311327	FINGER – CAM END BENT	1	
15	311325	FINGER – CAM END OUTBOARD	1	
16	273968	BUSHING – ENDSHIELD	1	
17	311523	FINGER – PLASTIC, RH ANGLED, 52 MM (PKG OF 10)	4	
18	273523	ARM WELDT – MID SPAN	4	
19	228319	ARM – CRANK MACHINING	2	
20	340146	STUD	2	
21	311615	ARM – ASSEMBLY <sup>270</sup>	2	
22	311617	ARM – TINE CONTROL ASSY <sup>271</sup>	2	
23	273536	RING – RETAINING	6	
24	273524	BEARING – CAM FOLLOWER	2	
25	273347	BEARING	6	
26	174849	FINGER – PLASTIC HEAVY DUTY (PKG OF 10)	106	
27	220941	CLAMP – TINE TUBE BUSHING-CENTER RIB (BOX OF 5)	8	
28	137980	PLUG – TINE TUBE	3	
29	220939	TINE TUBE BUSHING (BOX OF 25)	16	
30	137529	SHIM – CRANK BEARING	2	
A	252687	SCREW – 48° PLASTITE TWIN HELIX		
B	320192	BOLT – HEX FLG HD M12 X 1.75 X 30-SPCL-8.8-ZINC		

269. Kits are available through Whole Goods only.

270. The arm assembly includes one retaining ring (MD #273536) and one bearing (MD #273347).

271. The tine control arm assembly includes two retaining rings (MD #273536), one cam follower bearing (MD #273524), and two bearings (MD #273347).

(OPTION) REEL TINE TUBE CONVERSION KITS – DOUBLE REEL, 5 BAT TO 6 BAT

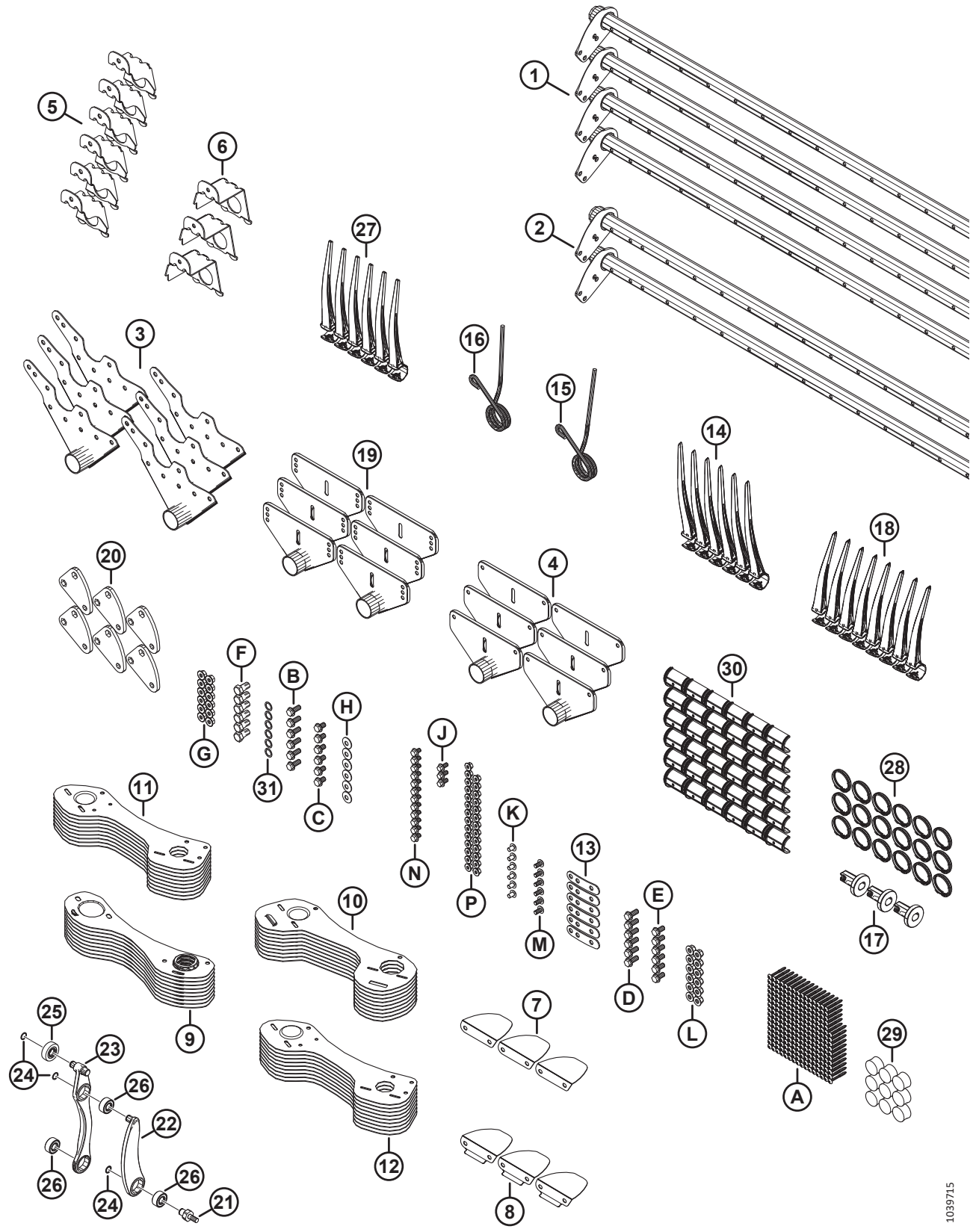


1039714

(OPTION) REEL TINE TUBE CONVERSION KITS – DOUBLE REEL, 5 BAT TO 6 BAT

Ref	Part Number	Description	Qty	Serial Number
C	320187	BOLT – HEX FLG HD M12 X 1.75 X 20-SPCL-8.8-ZINC		
D	320180	BOLT – HEX FLG HD M12 X 1.75 X 30-SPCL-8.8-ZINC		
E	320175	BOLT – HEX FLG HD TFLM12 X 1.75 X 25-SPCL-8.8-ZINC		
F	228316	BOLT – HEX HD M16 X 1.5 X 30-SPCL-8.8-ZINC		
G	184697	NUT – HEX SER FLG M12 X 1.75-8-AA1J		
H	184597	WASHER – CON SPRING M12-ZINC		
J	152655	BOLT – HEX FLG HD M10 X 1.5 X 20-8.8-AA1J		
K	136640	SCREW – TORX TRUSS HD M10 X 1.5 X 16 X SPCL-8.8-AA1J		
L	136431	NUT – HEX FLG CTR LOC M12 X 1.75-10		
M	136395	SCREW – TORX TRUSS HD M10 X 1.5 X 20 X SPCL-8.8-A3L		
N	136151	BOLT – HEX FLG HD TFL M10 X 1.5 X 16-8.8-AA1J		
P	135799	NUT – HEX FLG CTR LOC M10 X 1.5-10		

# 98 (Option) Reel Tine Tube Conversion Kits – Double Reel, 6 Bat to 9 Bat



(OPTION) REEL TINE TUBE CONVERSION KITS – DOUBLE REEL, 6 BAT TO 9 BAT

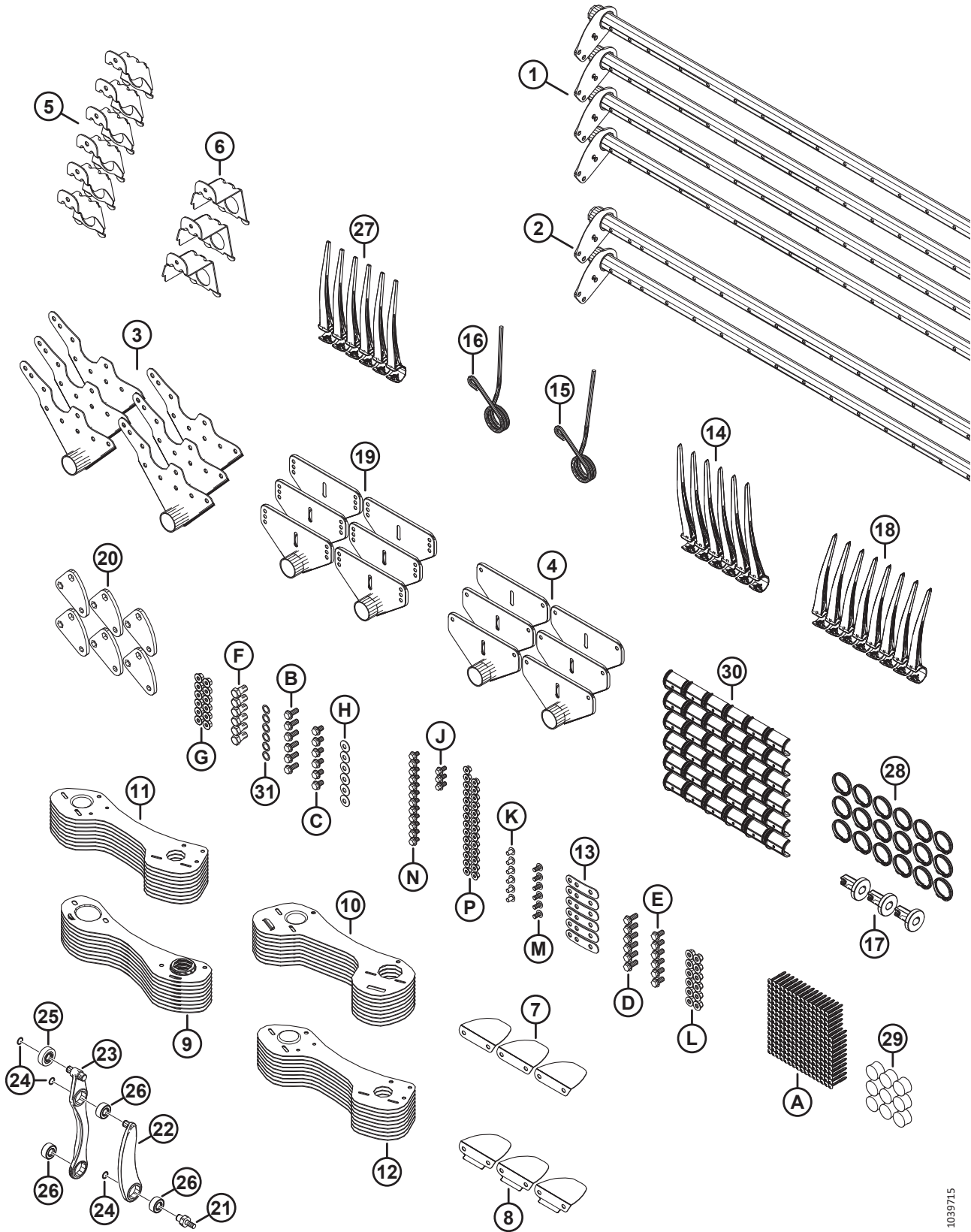
Ref	Part Number	Description	Qty	Serial Number
	B7362	KIT – 30FT DR 6B TO 9B CONV. <sup>272</sup>		
1	311368	TINE TUBE – 30FT DR NARROW	4	
2	311365	TINE TUBE – 30FT DR WIDE	2	
3	335924	ARM WELDT – CAM END	6	
4	311347	ARM WELDT – TAIL END	6	
5	311964	SUPPORT – WELDT CAM END	6	
6	311965	SUPPORT – WELDT TAIL END	3	
7	311906	DEFLECTOR – CAM INBOARD	3	
8	311729	DEFLECTOR – CAM OUTBOARD	3	
9	311870	SHIELD – 9 BAT RH REEL, TAIL END	9	
10	311868	SHIELD – 9 BAT LH REEL, CAM END	9	
11	311864	SHIELD – OUTBOARD LH 9 BAT	9	
12	311863	SHIELD – OUTBOARD RH 9 BAT	9	
13	311672	STRAP	6	
14	360540	FINGER – PLASTIC, LH ANGLED, 45 MM (PKG OF 10)	6	
15	311327	FINGER – CAM END BENT	3	
16	311325	FINGER – CAM END OUTBOARD	3	
17	273968	BUSHING – ENDSHIELD	3	
18	311523	FINGER – PLASTIC, RH ANGLED, 52 MM (PKG OF 10)	8	
19	273523	ARM WELDT – MID SPAN	6	
20	228319	ARM – CRANK MACHINING	6	
21	340146	STUD	6	
22	311615	ARM – ASSEMBLY <sup>273</sup>	6	
23	311617	ARM – TINE CONTROL ASSY <sup>274</sup>	6	
24	273536	RING – RETAINING	18	
25	273524	BEARING – CAM FOLLOWER	6	
26	273347	BEARING	18	
27	174849	FINGER – PLASTIC HEAVY DUTY (PKG OF 10)	237	
28	220941	CLAMP – TINE TUBE BUSHING, CENTER RIB (BOX OF 5)	18	
29	137980	PLUG – TINE TUBE	9	
30	220939	TINE TUBE BUSHING (BOX OF 25)	36	
31	137529	SHIM – CRANK BEARING	6	
A	252687	SCREW – 48° PLASTITE TWIN HELIX		

272. Kits are available through Whole Goods only.

273. The arm assembly includes one retaining ring (MD #273536) and one bearing (MD #273347).

274. The tine control arm assembly includes two retaining rings (MD #273536), one cam follower bearing (MD #273524), and two bearings (MD #273347).

(OPTION) REEL TINE TUBE CONVERSION KITS – DOUBLE REEL, 6 BAT TO 9 BAT

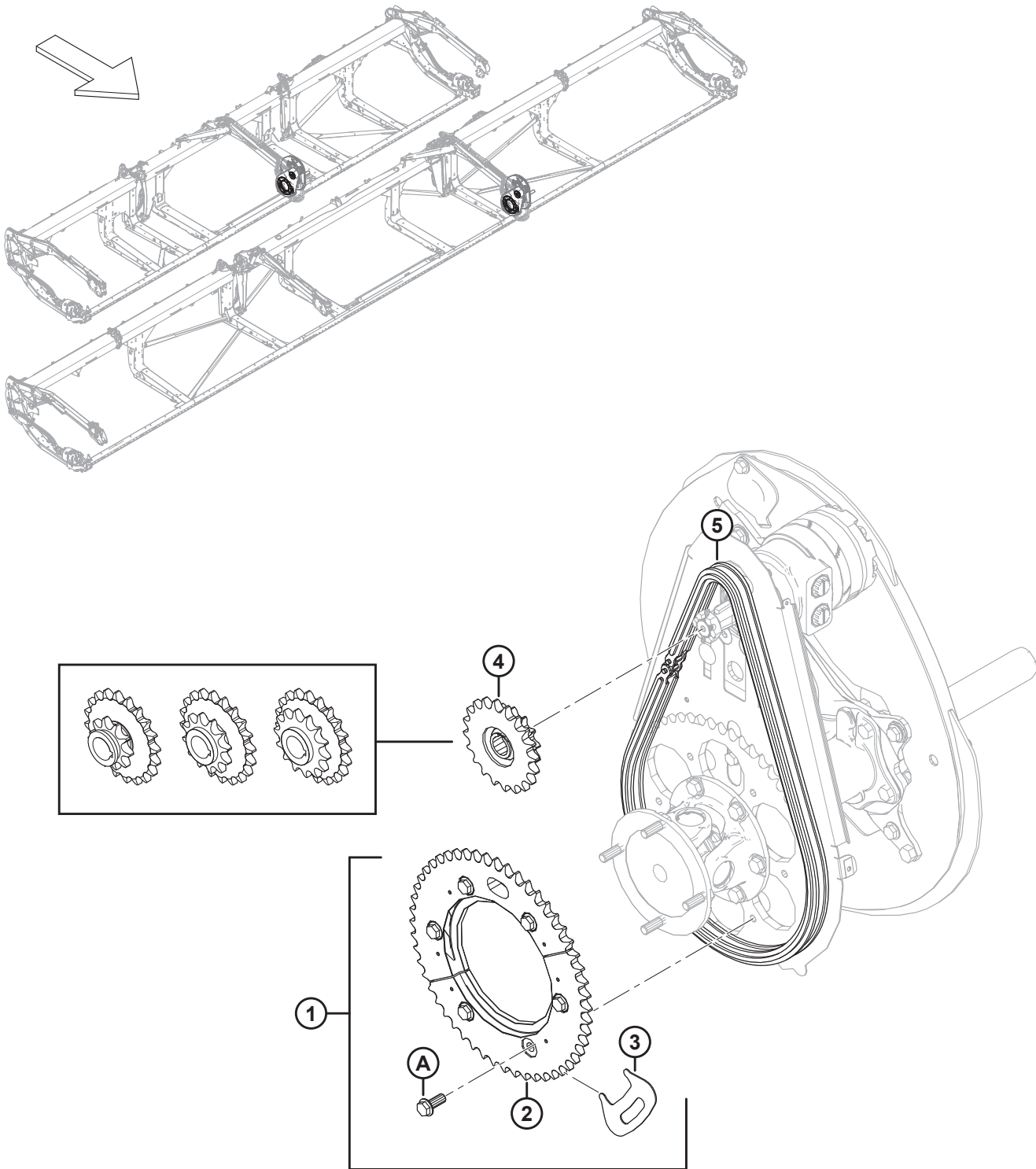


1039715

(OPTION) REEL TINE TUBE CONVERSION KITS – DOUBLE REEL, 6 BAT TO 9 BAT

Ref	Part Number	Description	Qty	Serial Number
B	320192	BOLT – HEX FLG HD M12 X 1.75 X 30-SPCL-8.8-ZINC		
C	320187	BOLT – HEX FLG HD M12 X 1.75 X 20-SPCL-8.8-ZINC		
D	320180	BOLT – HEX FLG HD M12 X 1.75 X 30-SPCL-8.8-ZINC		
E	320175	BOLT – HEX FLG HD TFL M12 X 1.75 X 25-SPCL-8.8-ZINC		
F	228316	BOLT – HEX HD M16 X 1.5 X 30-SPCL-8.8-ZINC		
G	184697	NUT – HEX SER FLG M12 X 1.75-8-AA1J		
H	184597	WASHER – CON SPRING M12-ZINC		
J	152655	BOLT – HEX FLG HD M10 X 1.5 X 20-8.8-AA1J		
K	136640	SCREW – TORX TRUSS HD M10 X 1.5 X 16 X SPCL-8.8-AA1J		
L	136431	NUT – HEX FLG CTR LOC M12 X 1.75-10		
M	136395	SCREW – TORX TRUSS HD M10 X 1.5 X 20 X SPCL-8.8-A3L		
N	136151	BOLT – HEX FLG HD TFL M10 X 1.5 X 16-8.8-AA1J		
P	135799	NUT – HEX FLG CTR LOC M10 X 1.5-10		

# 99 (Option) Reel – Two Speed





(OPTION) REEL – TWO SPEED

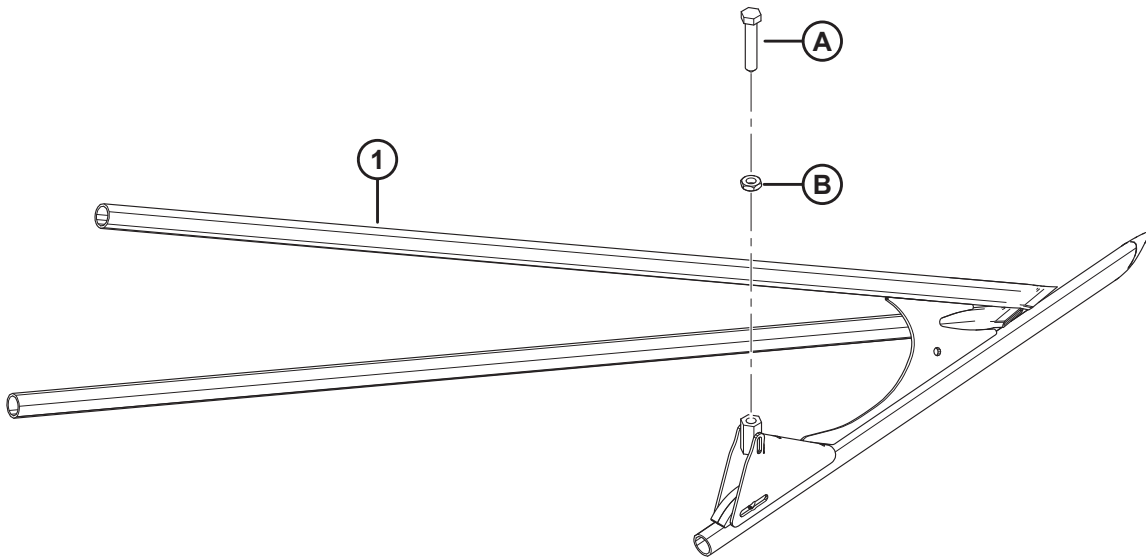
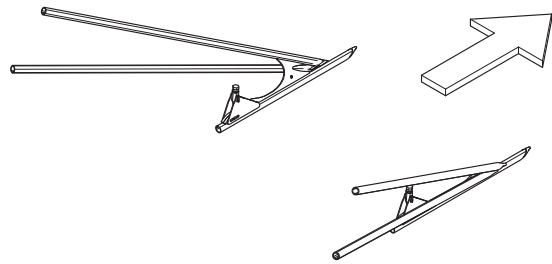
Ref	Part Number	Description	Qty	Serial Number
1	311882	KIT – 2 SPEED <sup>275</sup>	1	
2	273689	SPROCKET – MACHINED 52 T	1	
3	273594	TOOL – SPROCKET	1	
4	273453	SPROCKET – DUAL 14-20 (CASE) <sup>276</sup>	1	
5	273907	CHAIN – RC 60 ENDLESS 76 LINKS <sup>277</sup>	OPT	
	273963	CHAIN – RC C/W CONNECTOR 76 LINKS <sup>277</sup>	OPT	
A	320192	BOLT – HEX FLG HD M12 X 1.75 X 30-SPCL-8.8-AA1J		

275. The kit includes 52-tooth machined sprocket (MD #273689), sprocket tool (MD #273594), six bolts (MD #320180), and instructions.

276. Case, 3000 psi reel drive circuit pressure.

277. The chain is **NOT** included in kit (MD #311882). A new chain is recommended if the kit is being installed on a unit with hours and it is not a new header. A worn chain will affect the register of the sprocket halves to one another.

# 100 (Option) Rice Divider Rods



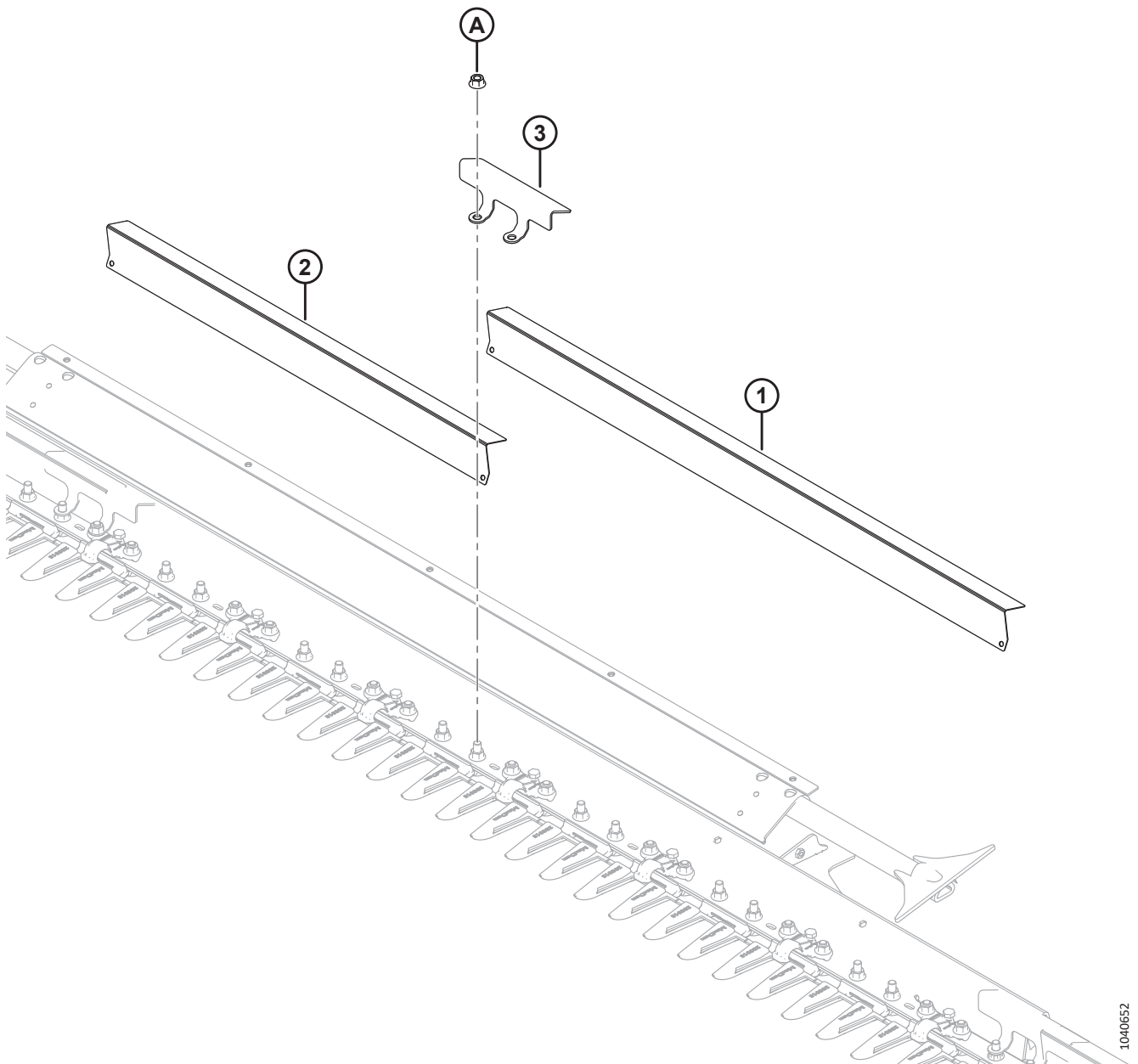
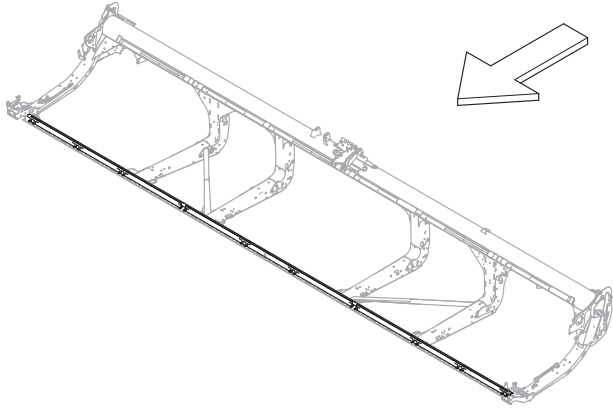
(OPTION) RICE DIVIDER RODS

Ref	Part Number	Description	Qty	Serial Number
	B7238	RICE DIVIDER RODS <sup>278</sup>		
1	340095	DIVIDER – RICE LH TUBE WELDT	1	
	340096	DIVIDER – RICE RH TUBE WELDT	1	
A	232762	SET SCREW – MACHINED		
B	184696	NUT – HEX THIN M12 X 1.75-05-AA1J		

---

278. Kits are available through Whole Goods only.

# 101 (Option) Rock Retarder Kit



(OPTION) ROCK RETARDER KIT

Ref	Part Number	Description	Qty	Serial Number
	B7122	KIT – ROCK RETARDER, D225, D230, D235, AND D241 <sup>279</sup>		
	B7123	KIT – ROCK RETARDER KIT, D245 <sup>279</sup>		
1	233800	DEFLECTOR – ROCK GUARD LONG <sup>280</sup>		
2	233799	DEFLECTOR – ROCK GUARD SHORT <sup>281</sup>		
3	233635	CLAMP – ROCK GUARD <sup>282</sup>		
A	136036	NUT – HEX SM FLG M12 X 1.75-8-AA1J		

---

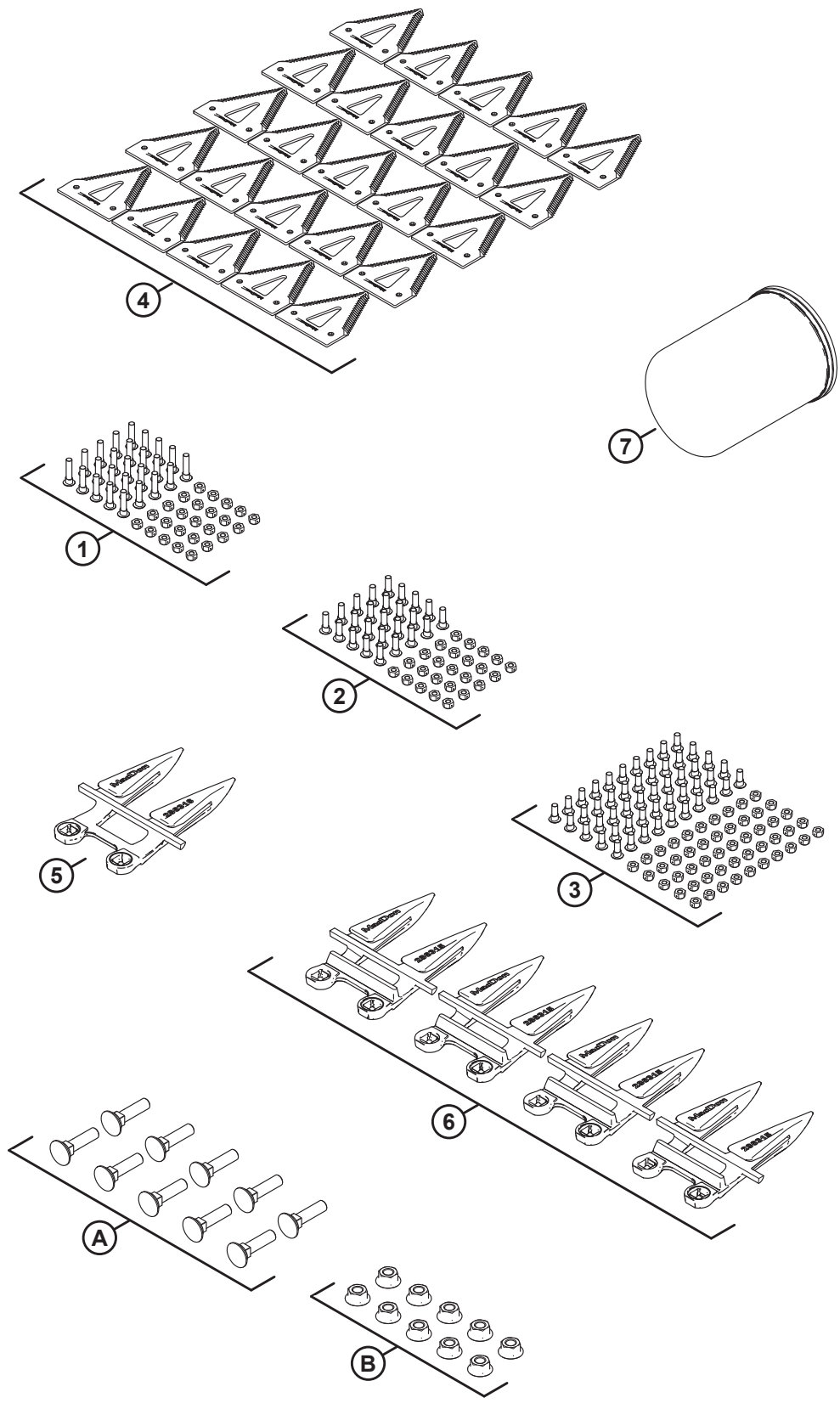
279. Kits are available through Whole Goods only.

280. Quantities per kit: B7122 = 4, B7123 = 10.

281. Quantities per kit: B7122 = 9, B7123 = 4.

282. Quantities per kit: B7122 = 14, B7123 = 15.

# 102 (Option) Service Kit – Pointed Guards, Coarse Knives



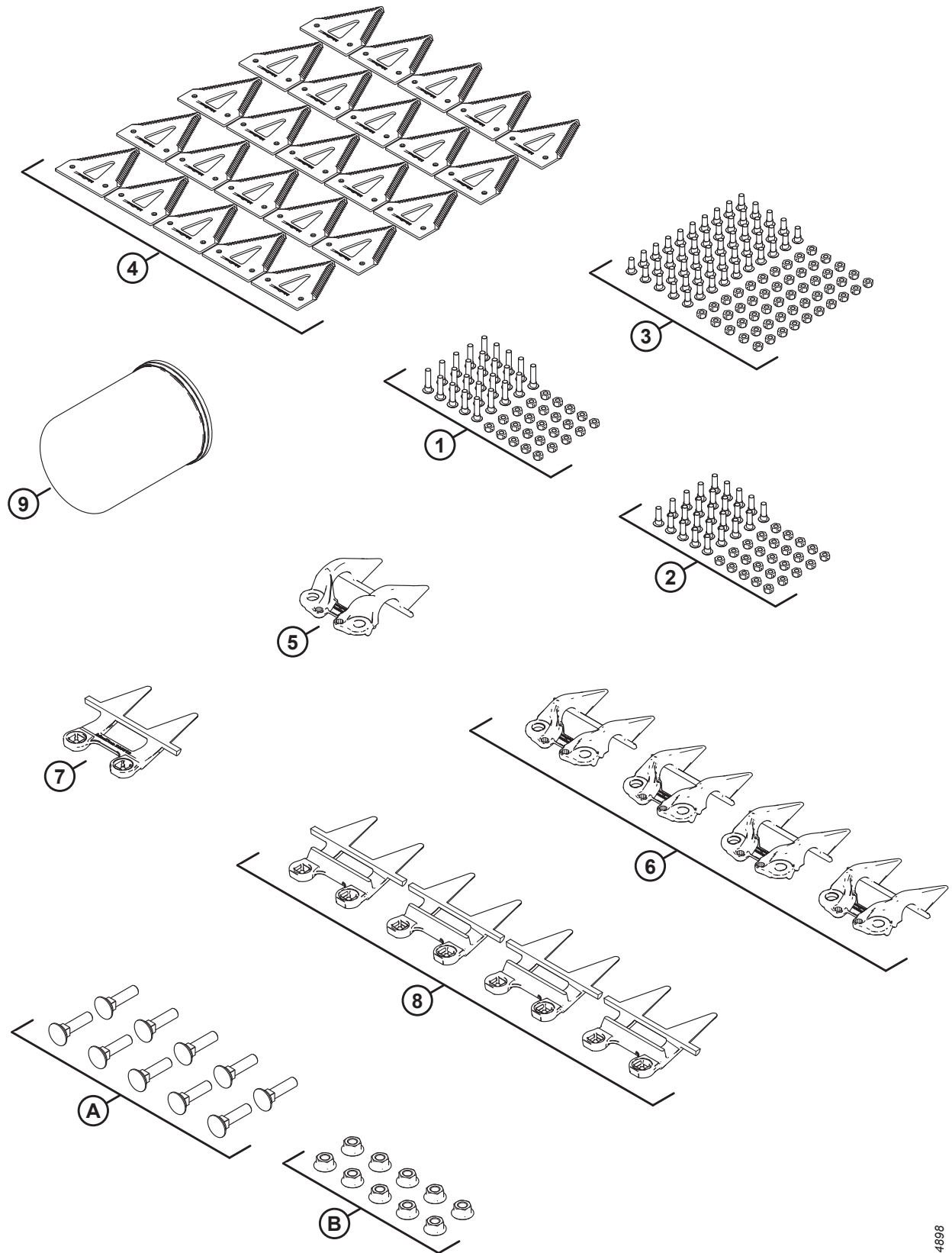
(OPTION) SERVICE KIT – POINTED GUARDS, COARSE KNIVES

Ref	Part Number	Description	Qty	Serial Number
	B7155	KIT – SERVICE, POINTED, COARSE <sup>283</sup>		
	311789	KIT – D2 SERVICE PTD CRS <sup>284</sup>		
1	286477	KIT – SCREW M6 X 29 C/W NUT 25PK	1	
2	286476	KIT – SCREW M6 X 22 C/W NUT 25PK	1	
3	286475	KIT – SCREW M6 X 18 C/W NUT 50PK	1	
4	286461	SECTION – CLEARCUT COARSE 25PK	1	
5	286316	KNIFE GUARD – POINTED END	1	
6	286315	KNIFE GUARD – POINTED	4	
7	320360	FILTER – HYD C/W 2X SEALS	1	
A	226295	BOLT – RHSN SPCL M12 X 47-8.8		
B	136036	NUT – HEX SM FLG M12 X 1.75-8-AA1J		

283. Kits are available through Whole Goods only. This is not available for sale in North America.

284. The kit includes all listed parts.

# 103 (Option) Service Kit – PlugFree™ Guards, Coarse Knives





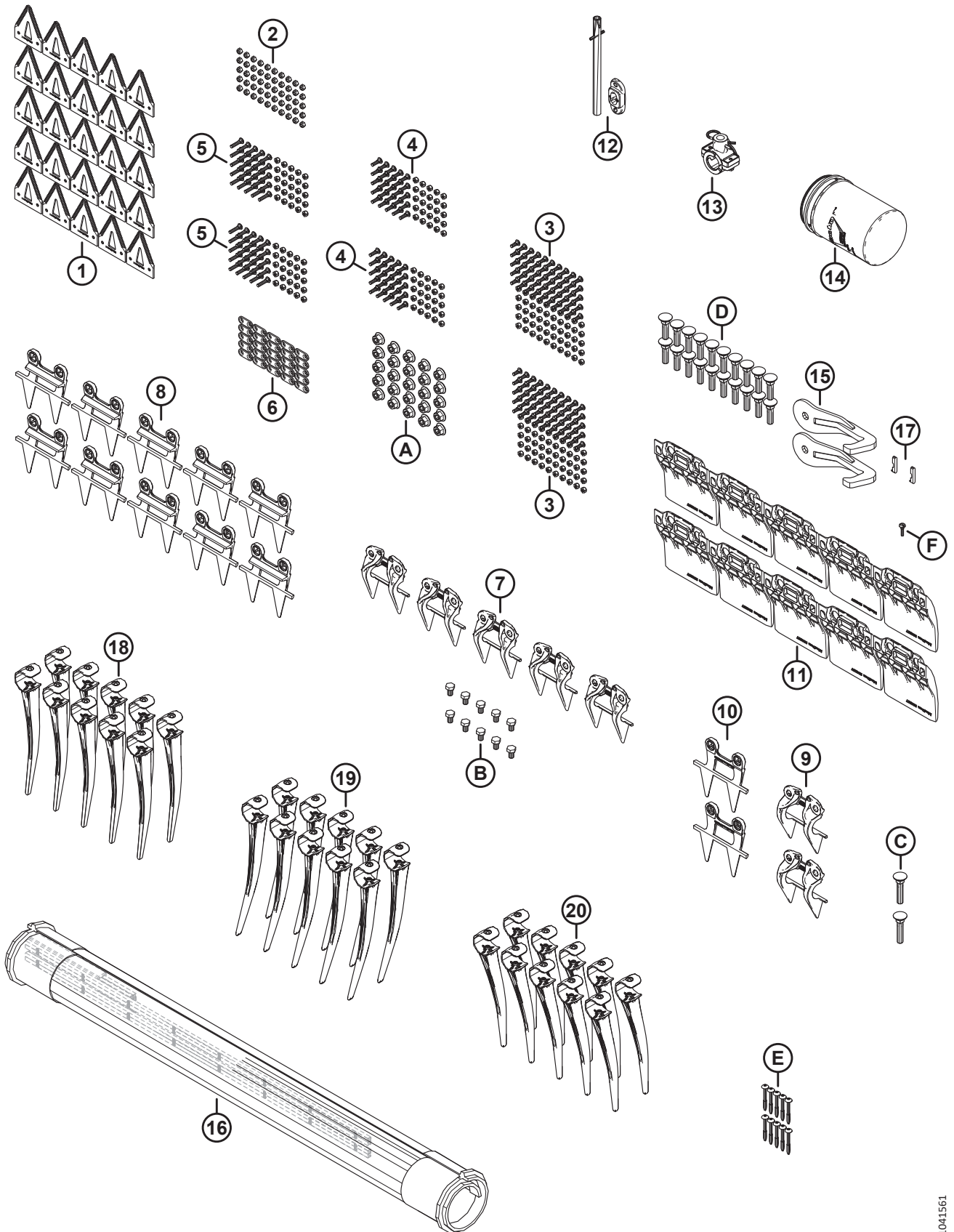
(OPTION) SERVICE KIT – PLUGFREE™ GUARDS, COARSE KNIVES

Ref	Part Number	Description	Qty	Serial Number
	B7156	KIT – SERVICE, PLUGFREE, COARSE <sup>285</sup>		
	311790	KIT – D2 SERVICE PF CRS <sup>286</sup>		
1	286477	KIT – SCREW M6 X 29 C/W NUT 25PK	1	
2	286476	KIT – SCREW M6 X 22 C/W NUT 25PK	1	
3	286475	KIT – SCREW M6 X 18 C/W NUT 50PK	1	
4	286461	SECTION – CLEARCUT COARSE 25PK	1	
5	286331	HOLD-DOWN – PLUGFREE END	1	
6	286330	HOLD-DOWN – PLUGFREE	4	
7	286319	KNIFE GUARD – PLUGFREE END	1	
8	286318	KNIFE GUARD – PLUGFREE	4	
9	320360	FILTER – HYD C/W 2X SEALS	1	
A	226295	BOLT – RHSN SPCL M12 X 47-8.8		
B	136036	NUT – HEX SM FLG M12 X 1.75-8-AA1J		

285. Kits are available through Whole Goods only.

286. The kit includes all listed parts.

# 104 (Option) Service Kit Plus – PlugFree™ Guards, Single Knife



## (OPTION) SERVICE KIT PLUS – PLUGFREE™ GUARDS, SINGLE KNIFE

Ref	Part Number	Description	Qty	Serial Number
	B7159	KIT – SERVICE PLUS, SK PF D2 <sup>287</sup>		
	311793	KIT – SERVICE PLUS, SK PF D2 <sup>288</sup>		
1	286461	SECTION – CLEARCUT COARSE 25PK	1	
2	286479	KIT – NUT CTR LOC CSK M6 X 1 50PK	1	
3	286475	KIT – SCREW M6 X 18 C/W NUT 50PK	2	
4	286476	KIT – SCREW M6 X 22 C/W NUT 25PK	2	
5	286477	KIT – SCREW M6 X 29 C/W NUT 25PK	2	
6	286481	BAR – REINFORCEMENT 25PK	1	
7	286330	HOLD-DOWN – PLUGFREE	5	
8	286318	KNIFE GUARD – PLUGFREE	10	
9	286331	HOLD-DOWN – PLUGFREE END	2	
10	286319	KNIFE GUARD – PLUGFREE END	2	
11	286257	SHOE – WEARPLATE CUTTERBAR	10	
12	337152	KIT – FINGER <sup>289</sup>	1	
13	276839	KIT – FINGER HOLDER SPLIT, 5X <sup>290</sup>	1	
14	320360	FILTER – HYD C/W 2X SEALS	1	
15	258876	WELDT – BREAKAWAY HOOK	2	
16	319105	KIT – DRAPER REPAIR 50 INCH <sup>291</sup>	1	
	NSS	DRAPER – REPAIR-50 IN.-500 MM PIECE		
	319095	KIT – DRAPER CONNECTOR 50 INCH <sup>292</sup>		
17	275864	KEY – DRAPER DRIVE MOTOR	2	
18	174849	FINGER – PLASTIC HEAVY DUTY (PKG OF 10)	1	
19	311523	FINGER – PLASTIC, RH ANGLED, 52 MM (PKG OF 10)	1	
20	311524	FINGER – PLASTIC, LH ANGLED, 45 MM (PKG OF 10)	1	
A	136036	NUT – HEX SM FLG M12 X 1.75-8-AA1J		
B	136005	BOLT – HEX HD FINE TFL M10 X 1.25 X 16-8.8-AA1J		
C	226280	BOLT – RHSN SPCL M12 X 60-8.8		
D	226295	BOLT – RHSN SPCL M12 X 47-8.8		
E	252687	SCREW – 48° PLASTITE TWIN HELIX		
F	135630	SCREW – BHRN #12-24 NC X 0.920 IN. LG (QTY 50)		

287. Kits are available through Whole Goods only.

288. The kit includes all listed parts.

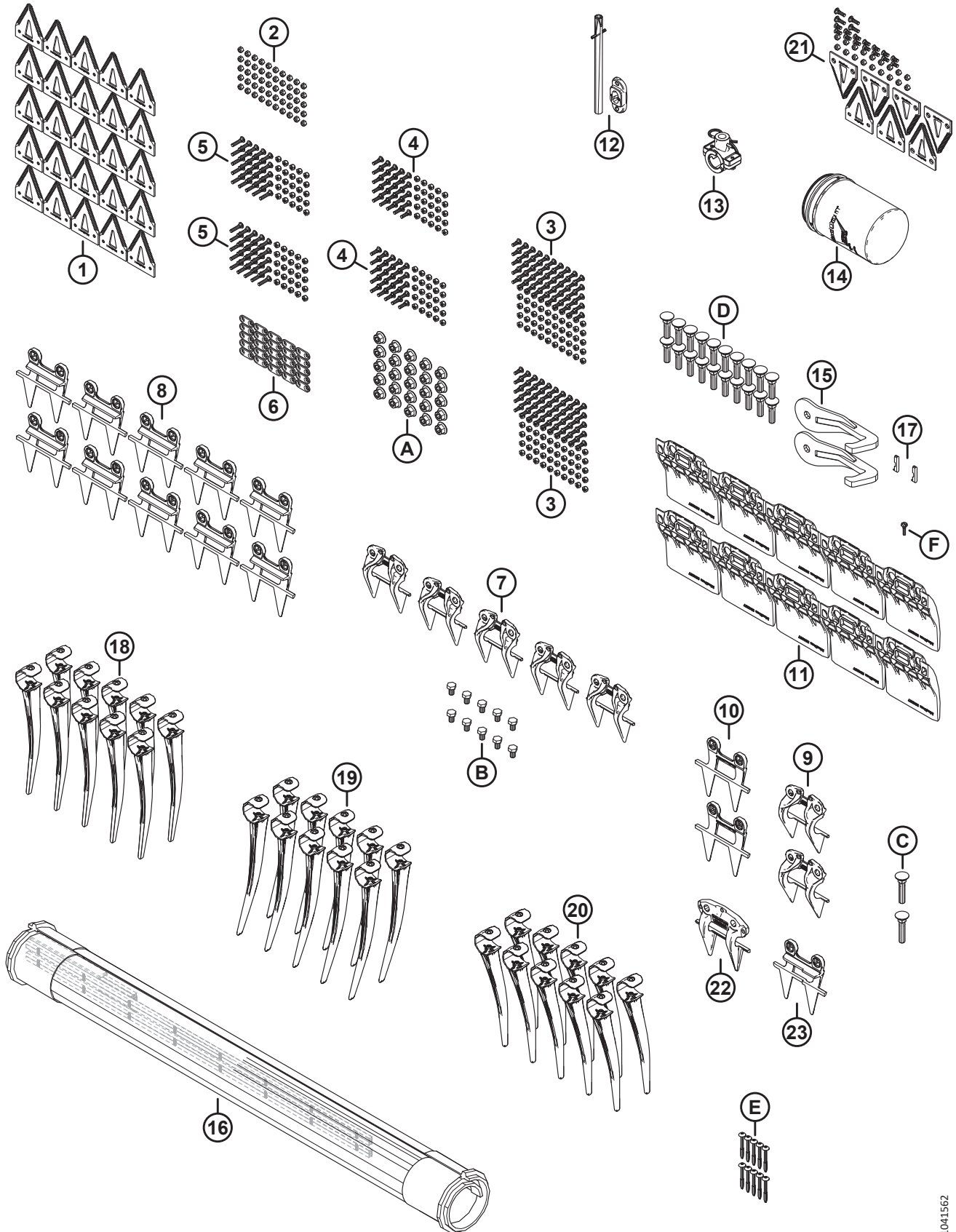
289. The kit includes spring pin (MD #7642) and guide (MD #337143).

290. The kit includes 5 split finger holders (NSS), 10 spacers (NSS), 5 hairpins (MD #123180), hardware, and instructions.

291. The kit includes draper repair section (NSS) and two draper connector kits (MD #319095).

292. For service parts, refer to Section [9 Draper, page 17](#).

# 105 (Option) Service Kit Plus – PlugFree™ Guards, Double Knife



(OPTION) SERVICE KIT PLUS – PLUGFREE™ GUARDS, DOUBLE KNIFE

Ref	Part Number	Description	Qty	Serial Number
	B7160	KIT – SERVICE PLUS, DK PF D2 <sup>293</sup>		
	311794	KIT – SERVICE PLUS, DK PF D2 <sup>294</sup>		
1	286461	SECTION – CLEARCUT COARSE 25PK	1	
2	286479	KIT – NUT CTR LOC CSK M6 X 1 50PK	1	
3	286475	KIT – SCREW M6 X 18 C/W NUT 50PK	2	
4	286476	KIT – SCREW M6 X 22 C/W NUT 25PK	2	
5	286477	KIT – SCREW M6 X 29 C/W NUT 25PK	2	
6	286481	BAR – REINFORCEMENT 25PK	1	
7	286330	HOLD-DOWN – PLUGFREE	5	
8	286318	KNIFE GUARD – PLUGFREE	10	
9	286331	HOLD-DOWN – PLUGFREE END	2	
10	286319	KNIFE GUARD – PLUGFREE END	2	
11	286257	SHOE – WEARPLATE CUTTERBAR	10	
12	337152	KIT – FINGER <sup>295</sup>	1	
13	276839	KIT – FINGER HOLDER SPLIT, 5X <sup>296</sup>	1	
14	320360	FILTER – HYD C/W 2X SEALS	1	
15	258876	WELDT – BREAKAWAY HOOK	2	
16	319105	KIT – DRAPER REPAIR 50 INCH <sup>297</sup>	1	
	NSS	DRAPER – REPAIR-50 IN.-500 MM PIECE		
	319095	KIT – DRAPER CONNECTOR 50 INCH <sup>298</sup>		
17	275864	KEY – DRAPER DRIVE MOTOR	2	
18	174849	FINGER – PLASTIC HEAVY DUTY (PKG OF 10)	1	
19	311523	FINGER – PLASTIC, RH ANGLED, 52 MM (PKG OF 10)	1	
20	311524	FINGER – PLASTIC, LH ANGLED, 45 MM (PKG OF 10)	1	
21	286861	KIT – CLEARCUT COARSE CENTER <sup>299</sup>	1	
22	286333	HOLD-DOWN – PLUGFREE CENTER	1	
23	286320	KNIFE GUARD – PLUGFREE CENTER	1	
A	136036	NUT – HEX SM FLG M12 X 1.75-8-AA1J		
B	136005	BOLT – HEX HD FINE TFL M10 X 1.25 X 16-8.8-AA1J		
C	226280	BOLT – RHSN SPCL M12 X 60-8.8		

293. Kits are available through Whole Goods only.

294. The kit includes all listed parts.

295. The kit includes spring pin (MD #7642) and guide (MD #337143).

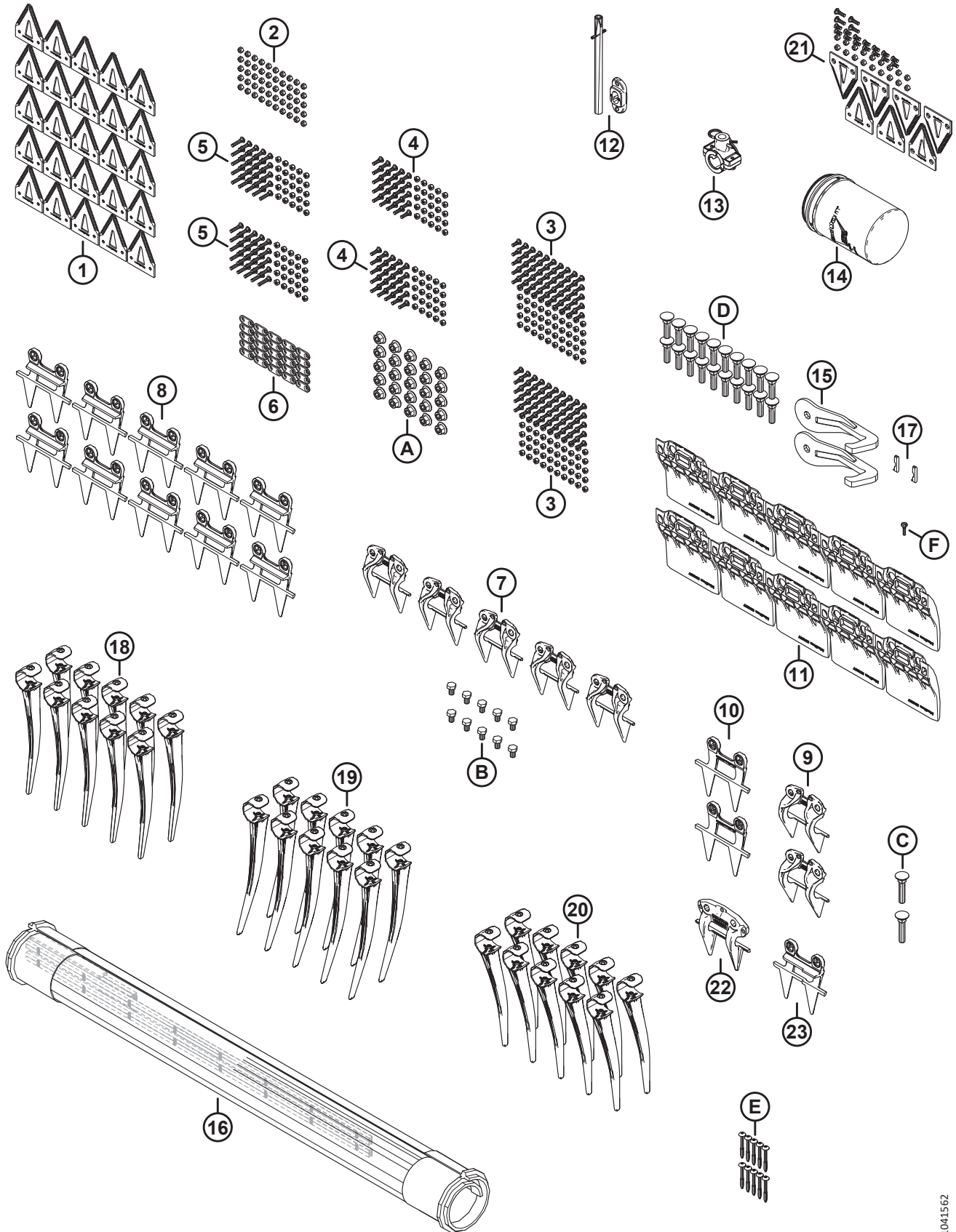
296. The kit includes 5 split finger holders (NSS), 10 spacers (NSS), 5 hairpins (MD #123180), hardware, and instructions.

297. The kit includes draper repair section (NSS) and two draper connector kits (MD #319095).

298. For service parts, refer to Section [9 Draper, page 17](#).

299. The kit includes five ClearCut™ coarse top sections (NSS), two ClearCut™ coarse bottom sections (NSS), and hardware.

(OPTION) SERVICE KIT PLUS – PLUGFREE™ GUARDS, DOUBLE KNIFE

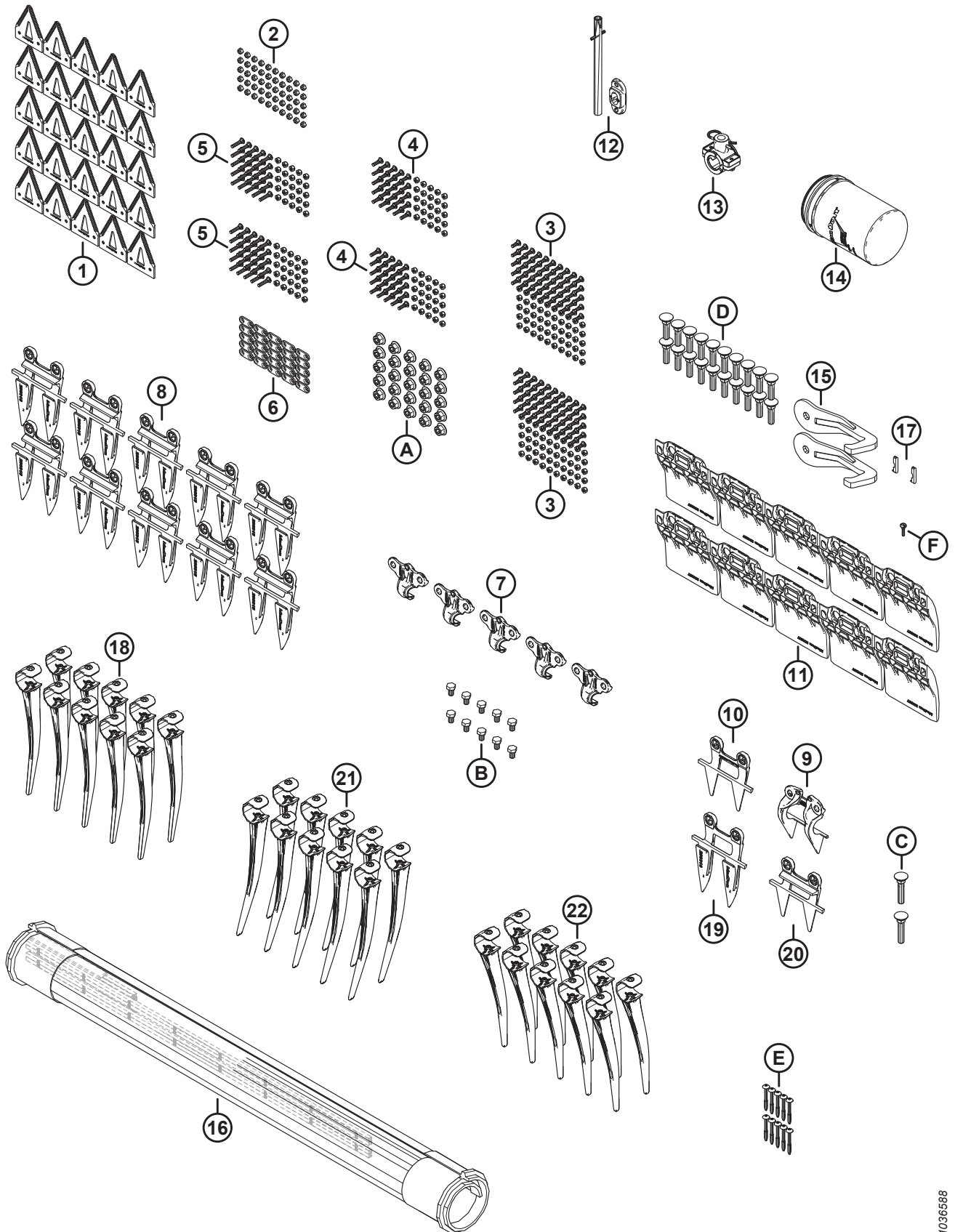


1041562

(OPTION) SERVICE KIT PLUS – PLUGFREE™ GUARDS, DOUBLE KNIFE

Ref	Part Number	Description	Qty	Serial Number
D	226295	BOLT – RHSN SPCL M12 X 47-8.8		
E	252687	SCREW – 48° PLASTITE TWIN HELIX		
F	135630	SCREW – BHRN #12-24 NC X 0.920 IN. LG (QTY 50)		

# 106 (Option) Service Kit Plus – Pointed Guards, Single Knife





(OPTION) SERVICE KIT PLUS – POINTED GUARDS, SINGLE KNIFE

Ref	Part Number	Description	Qty	Serial Number
	B7365	KIT – SERVICE PLUS, SK D2 <sup>300</sup>		
	340492	KIT – SERVICE PLUS, SK D2 <sup>301</sup>		
1	286461	SECTION – CLEARCUT COARSE 25PK	1	
2	286479	KIT – NUT CTR LOC CSK M6 X 1 50PK	1	
3	286475	KIT – SCREW M6 X 18 C/W NUT 50PK	2	
4	286476	KIT – SCREW M6 X 22 C/W NUT 25PK	2	
5	286477	KIT – SCREW M6 X 29 C/W NUT 25PK	2	
6	286481	BAR – REINFORCEMENT 25PK	1	
7	286329	HOLD-DOWN – POINTED	5	
8	286315	KNIFE GUARD – POINTED	10	
9	286331	HOLD-DOWN – PLUGFREE END	1	
10	286319	KNIFE GUARD – PLUGFREE END	1	
11	286257	SHOE – WEARPLATE CUTTERBAR	10	
12	337152	KIT – FINGER <sup>302</sup>	1	
13	276839	KIT – FINGER HOLDER SPLIT, 5X <sup>303</sup>	1	
14	320360	FILTER – HYD C/W 2X SEALS	1	
15	258876	WELDT – BREAKAWAY HOOK	2	
16	319105	KIT – DRAPER REPAIR 50 INCH <sup>304</sup>	1	
	NSS	DRAPER – REPAIR-50 IN.-500 MM PIECE		
	319095	KIT – DRAPER CONNECTOR 50 INCH <sup>305</sup>		
17	275864	KEY – DRAPER DRIVE MOTOR	2	
18	174849	FINGER – PLASTIC HEAVY DUTY (PKG OF 10)	1	
19	286316	KNIFE GUARD – POINTED END	1	
20	286318	KNIFE GUARD – PLUGFREE	1	
21	311523	FINGER – PLASTIC, RH ANGLED, 52 MM (PKG OF 10)	1	
22	360540	FINGER – PLASTIC, LH ANGLED, 45 MM (PKG OF 10)	1	
A	136036	NUT – HEX SM FLG M12 X 1.75-8-AA1J		
B	136005	BOLT – HEX HD FINE TFL M10 X 1.25 X 16-8.8-AA1J		
C	226280	BOLT – RHSN SPCL M12 X 60-8.8		
D	226295	BOLT – RHSN SPCL M12 X 47-8.8		

300. Kits are available through Whole Goods only.

301. The kit includes all listed parts.

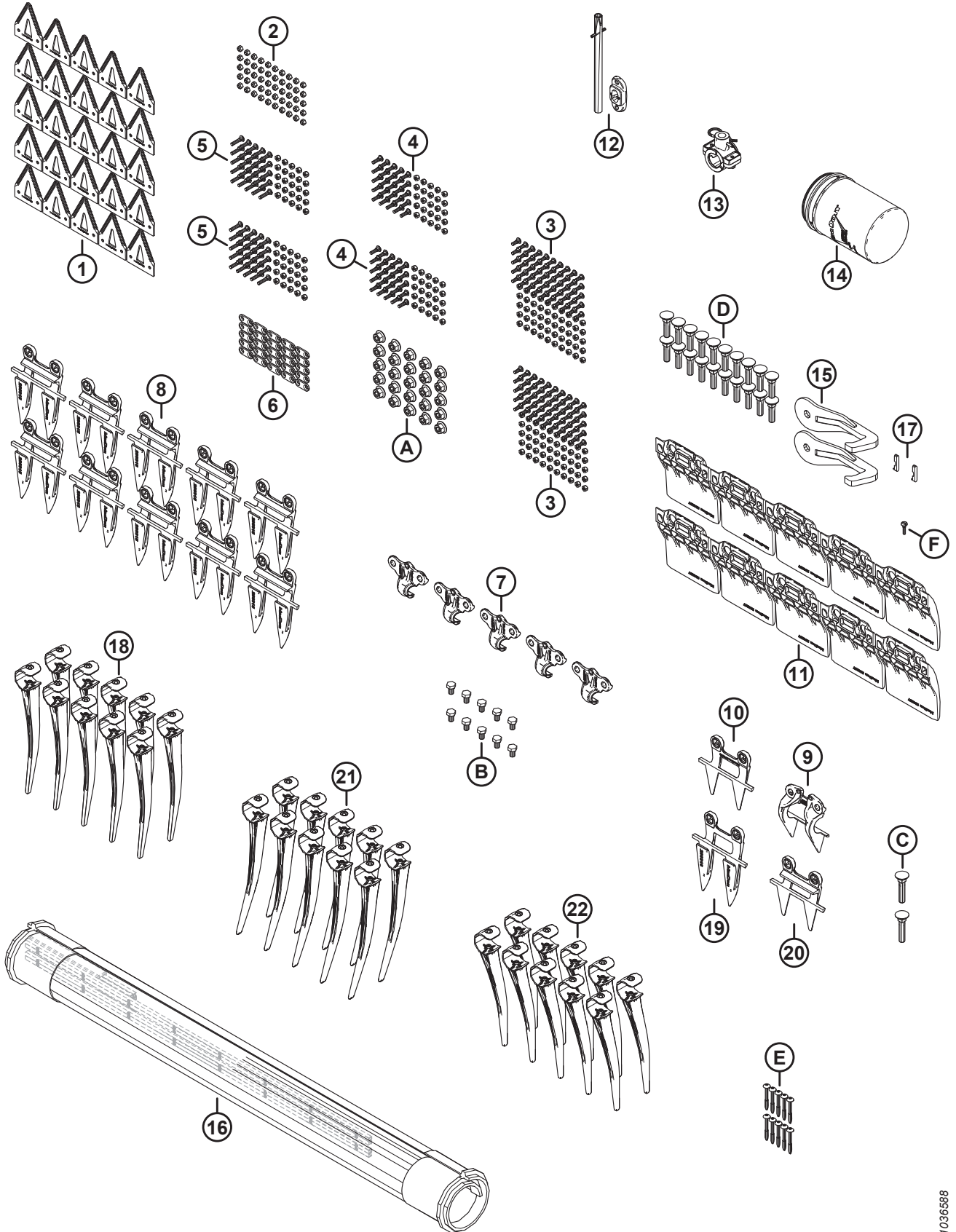
302. The kit includes spring pin (MD #7642) and guide (MD #337143).

303. The kit includes 5 split finger holders (NSS), 10 spacers (NSS), 5 hairpins (MD #123180), hardware, and instructions.

304. The kit includes draper repair section (NSS) and two draper connector kits (MD #319095).

305. For service parts, refer to Section [9 Draper, page 17](#).

(OPTION) SERVICE KIT PLUS – POINTED GUARDS, SINGLE KNIFE

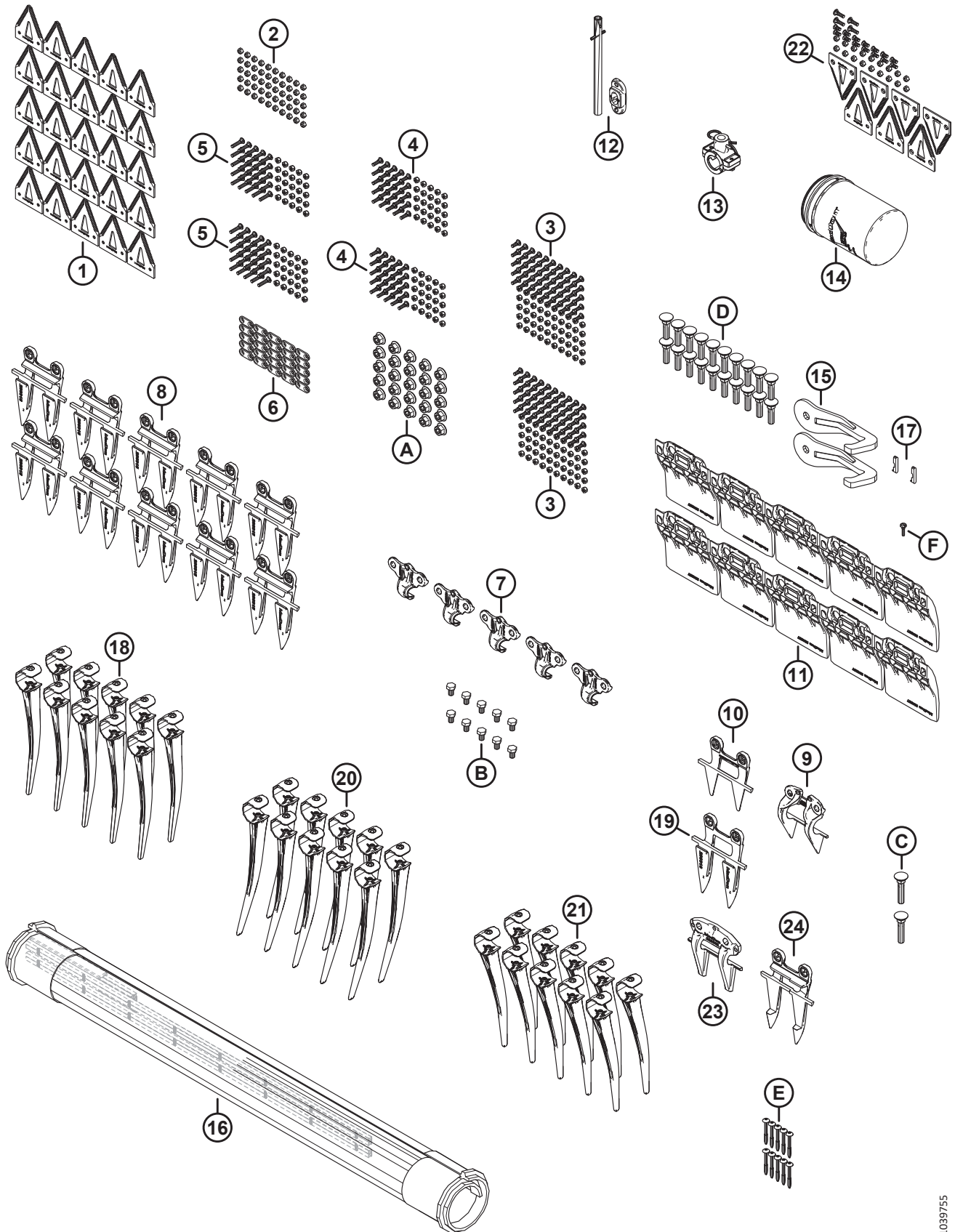


1036588

(OPTION) SERVICE KIT PLUS – POINTED GUARDS, SINGLE KNIFE

<b>Ref</b>	<b>Part Number</b>	<b>Description</b>	<b>Qty</b>	<b>Serial Number</b>
E	252687	SCREW – 48° PLASTITE TWIN HELIX		
F	135630	SCREW – BHRN #12-24 NC X 0.920 IN. LG (QTY 50)		

# 107 (Option) Service Kit Plus – Pointed Guards, Double Knife



(OPTION) SERVICE KIT PLUS – POINTED GUARDS, DOUBLE KNIFE

Ref	Part Number	Description	Qty	Serial Number
	B7366	KIT – SERVICE PLUS, DK D2 <sup>306</sup>		
	340493	KIT – SERVICE PLUS, DK D2 <sup>307</sup>		
1	286461	SECTION – CLEARCUT COARSE 25PK	1	
2	286479	KIT – NUT CTR LOC CSK M6 X 1 50PK	1	
3	286475	KIT – SCREW M6 X 18 C/W NUT 50PK	2	
4	286476	KIT – SCREW M6 X 22 C/W NUT 25PK	2	
5	286477	KIT – SCREW M6 X 29 C/W NUT 25PK	2	
6	286481	BAR – REINFORCEMENT 25PK	1	
7	286329	HOLD-DOWN – POINTED	5	
8	286315	KNIFE GUARD – POINTED	10	
9	286331	HOLD-DOWN – PLUGFREE END	1	
10	286319	KNIFE GUARD – PLUGFREE END	1	
11	286257	SHOE – WEARPLATE CUTTERBAR	10	
12	337152	KIT – FINGER <sup>308</sup>	1	
13	276839	KIT – FINGER HOLDER SPLIT, 5X <sup>309</sup>	1	
14	320360	FILTER – HYD C/W 2X SEALS	1	
15	258876	WELDT – BREAKAWAY HOOK	2	
16	319105	KIT – DRAPER REPAIR 50 INCH <sup>310</sup>	1	
	NSS	DRAPER – REPAIR-50 IN.-500 MM PIECE		
	319095	KIT – DRAPER CONNECTOR 50 INCH <sup>311</sup>		
17	275864	KEY – DRAPER DRIVE MOTOR	2	
18	174849	FINGER – PLASTIC HEAVY DUTY (PKG OF 10)	1	
19	286316	KNIFE GUARD – POINTED END	1	
20	311523	FINGER – PLASTIC, RH ANGLED, 52 MM (PKG OF 10)	1	
21	360540	FINGER – PLASTIC, LH ANGLED, 45 MM (PKG OF 10)	1	
22	286861	KIT – CLEARCUT COARSE CENTER <sup>312</sup>	1	
23	286332	HOLD-DOWN – POINTED CENTER	1	
24	286317	KNIFE GUARD – POINTED CENTER	1	
A	136036	NUT – HEX SM FLG M12 X 1.75-8-AA1J		
B	136005	BOLT – HEX HD FINE TFL M10 X 1.25 X 16-8.8-AA1J		

306. Kits are available through Whole Goods only. This kit is not available for sale in North America.

307. The kit includes all listed parts.

308. The kit includes spring pin (MD #7642) and guide (MD #337143).

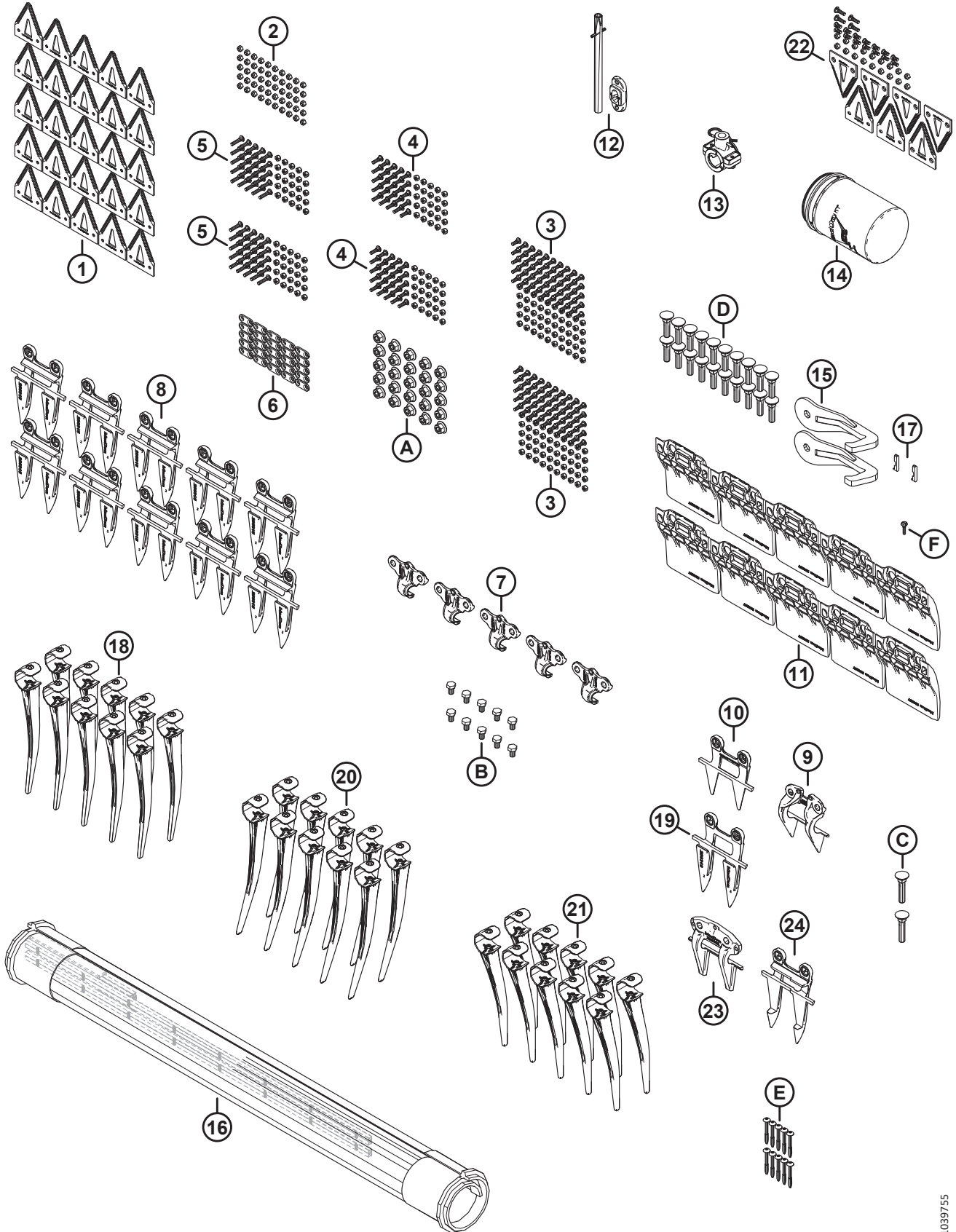
309. The kit includes 5 split finger holders (NSS), 10 spacers (NSS), 5 hairpins (MD #123180), hardware, and instructions.

310. The kit includes draper repair section (NSS) and two draper connector kits (MD #319095).

311. For service parts, refer to Section [9 Draper, page 17](#).

312. The kit includes five ClearCut™ coarse top sections (NSS), two ClearCut™ coarse bottom sections (NSS), and hardware.

(OPTION) SERVICE KIT PLUS – POINTED GUARDS, DOUBLE KNIFE

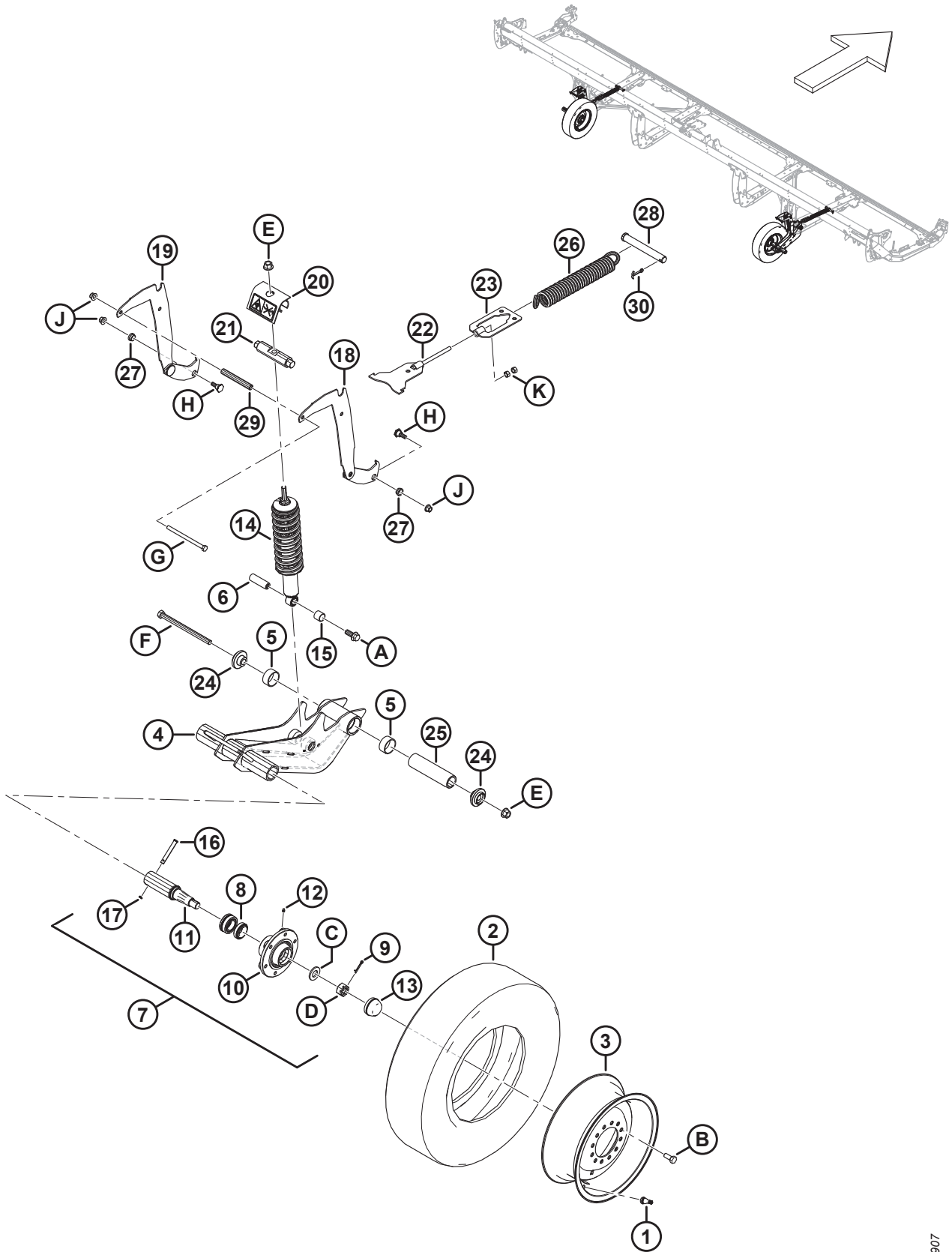


1039755

(OPTION) SERVICE KIT PLUS – POINTED GUARDS, DOUBLE KNIFE

<b>Ref</b>	<b>Part Number</b>	<b>Description</b>	<b>Qty</b>	<b>Serial Number</b>
C	226280	BOLT – RHSN SPCL M12 X 60-8.8		
D	226295	BOLT – RHSN SPCL M12 X 47-8.8		
E	252687	SCREW – 48° PLASTITE TWIN HELIX		
F	135630	SCREW – BHRN #12-24 NC X 0.920 IN. LG (QTY 50)		

# 108 (Option) Stabilizer Wheels





(OPTION) STABILIZER WHEELS

**NOTE:**

The Stabilizer Wheels Kit (C2171) is compatible with D230, D235, D241, and D245 headers only.

Ref	Part Number	Description	Qty	Serial Number
	<b>C2171</b>	<b>STABILIZER WHEELS – KIT</b> <sup>313</sup>		
	<b>B7398</b>	<b>KIT – TIRES, 225/75R15 LRF</b> <sup>313</sup>		
1	230968	STEM – TIRE VALVE ASSY #TR-416	2	
2	<b>327808</b>	<b>TIRE – ST 225/75 R15 LRF</b>	<b>2</b>	
3	<b>327807</b>	<b>WHEEL – 15 X 6 WHITE</b> <sup>314</sup>	<b>2</b>	
	144531	WHEEL – 15 X 6 LB <sup>315</sup>	<b>A/R</b>	
	<b>327802</b>	<b>DECAL – TIRE PRESSURE, 655 KPA (95 PSI)</b> <sup>316</sup>	<b>2</b>	
	327717	DECAL – TIRE PRESSURE, 552 KPA (80 PSI) <sup>317</sup>	<b>A/R</b>	
	B6460	KIT – STABILIZER WHEELS <sup>313</sup>		
4	327682	ASSY – PIVOT ARM <sup>318</sup>	2	
5	327600	BUSHING – COMPOSITE	4	
6	316793	PIN	2	
7	316330	ASSY – HUB <sup>319</sup>	2	
8	316851	KIT – WHEEL BEARING	2	
9	18608	PIN – COTTER 3/16 DIA X 1.5 ZP	2	
10	316847	HUB	2	
11	316848	SPINDLE	2	
12	18671	FITTING – LUBE 1/4-28 UNF	2	
13	30520	CAP – DUST	2	
14	<b>327798</b>	<b>DAMPENER – HEADER</b> <sup>320</sup>	<b>2</b>	
15	133992	BUSHING – COMPOSITE	2	
16	101007	PIN – CLEVIS	2	

313. Kits are available through Whole Goods only.

314. Wheel MD #327807 is used with tire MD #327808.

315. Wheel MD #144531 remains available as a service part for superseded tire MD #230483. Wheel MD #144531 is **NOT** included in Tires Kit B7398.

316. Tire pressure decal MD #327802 (655 kPa [95 psi]) is used with tire MD #327808.

317. Tire pressure decal MD #327717 (552 kPa [80 psi]) remains available as a service part for superseded tire MD #230483.

318. The pivot arm assembly includes two composite bushings (MD #327600).

319. The hub assembly includes pin (MD #18608), fitting (MD #18671), six bolts (MD #18916), dust cap (MD #30520), hub (MD #316847), spindle (MD #316848), wheel bearing kit (MD #316851), nut (MD #316859), and washer (MD #316860).

320. The dampener includes composite bushing (MD #133992).

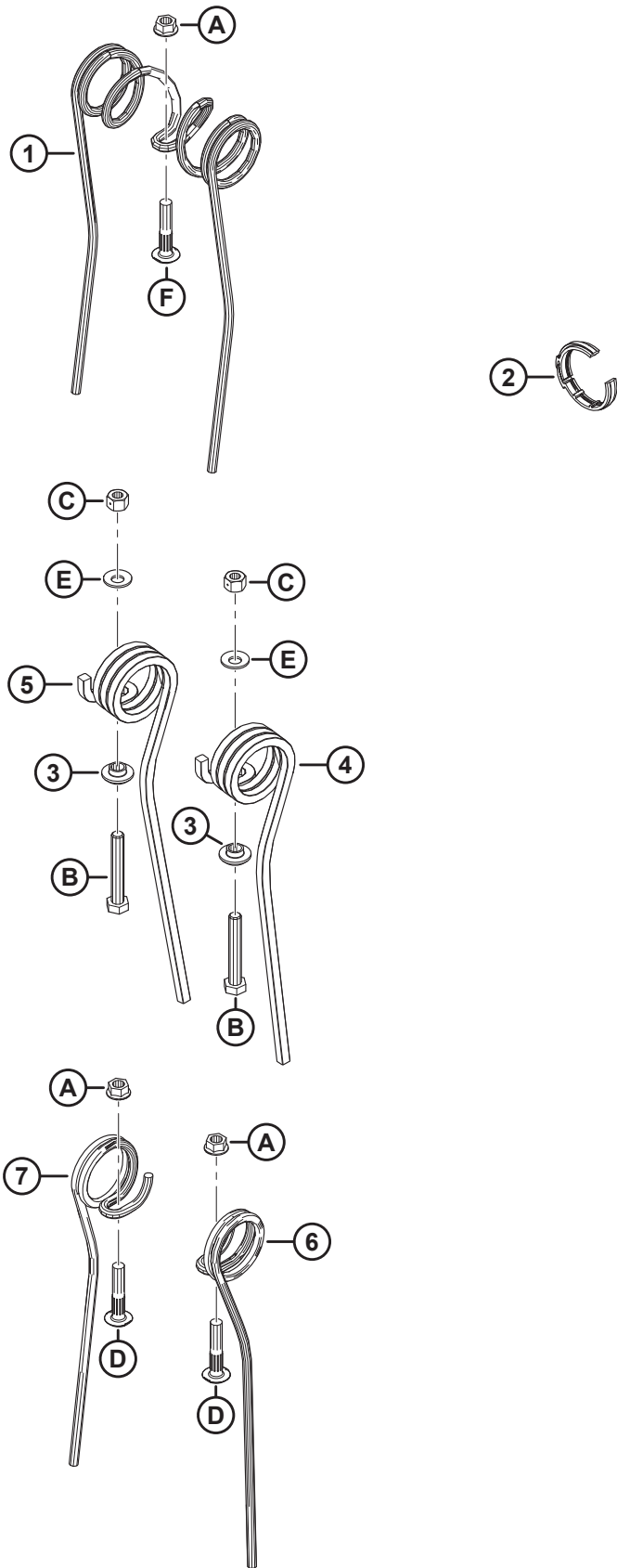


(OPTION) STABILIZER WHEELS

Ref	Part Number	Description	Qty	Serial Number
17	18648	PIN – COTTER 3/16 DIA X 1.25 ZP	2	
18	327656	WELDT – SUPPORT, HEIGHT ADJUST	2	
19	327655	WELDT – SUPPORT, HEIGHT ADJUST	2	
20	327089	ASSY – ANTI PRY <sup>321</sup>	2	
21	316284	PIN	2	
22	316096	SUPPORT – WELDT	2	
23	316095	SUPPORT – WELDT	2	
24	303839	CASTING – PLATE	4	
25	303525	PIN – PIVOT	2	
26	303520	SPRING – EXTENSION	2	
27	303492	BUSHING – COMPOSITE	4	
28	292692	PIN – CLEVIS	2	
29	210985	SPACER	2	
30	18609	PIN – COTTER 1/4 DIA X 2 ZP	2	
	327086	DECAL – ENERGY RELEASE	2	
	316662	DECAL – HEIGHT SETTING	2	
A	320060	BOLT – HEX FLG HD TFL M16 X 2 X 40-10.9-ZINC		
B	18916	BOLT – 90° WHEEL 9/16 NF X 1.75 OL-AA1J		
C	316860	WASHER		
D	316859	NUT – SLOTTED		
E	136440	NUT – HEX FLG CTR LK M16 X 2-10-AA1J		
F	320011	BOLT – HEX HD M16 X 2 X 240-10.9-ZINC		
G	252272	BOLT – HEX HD TFL M12 X 1.75 X 180-10.9-ZINC		
H	303251	BOLT – 19 MM SHLDR M12 SPCL		
J	136431	NUT – HEX FLG CTR LOC M12 X 1.75-10		
K	135156	NUT – HEX M12 X 1.75-10-AA1J		

321. The anti-pry assembly includes energy release decal (MD #327086).

# 109 (Option) Steel Finger Kit



(OPTION) STEEL FINGER KIT

Ref	Part Number	Description	Qty	Serial Number
	360680	KIT – STEEL FINGER, 25 FT SR, 9 BAT <sup>322</sup>		
	311055	KIT – STEEL FINGER, 30 FT DR, 6 BAT <sup>322</sup>		
	311069	KIT – STEEL FINGER, 35 FT DR, 6 BAT <sup>322</sup>		
1	137092	FINGER <sup>323</sup>		
2	220941	CLAMP – TINE TUBE BUSHING - CENTER RIB (BOX OF 5) <sup>324</sup>		
3	273052	RETAINER – END FINGER <sup>325</sup>		
4	311321	FINGER – TAIL END OUTBOARD <sup>326</sup>		
5	311322	FINGER – TAIL END INBOARD <sup>327</sup>		
6	137754	FINGER – RH SINGLE CONCENTRIC <sup>328</sup>		
7	137519	FINGER – LH SINGLE CONCENTRIC <sup>329</sup>		
A	30228	NUT – FLG DT SM FACE 3/8-16 UNC-GR5-AA1J		
B	108172	BOLT – HEX HD M10 X 1.5 X 65-8.8-AA1J		
C	135800	NUT – HEX CTR LOC SPCL M10 X 1.5-9-AA1J		
D	137118	BOLT –BTN HD RIB NK 3/8 NC		
E	184584	WASHER – CON SPRING M10 STL SAE		

322. The kit includes all listed parts and instructions. Refer to the footnotes on individual service parts for quantities.

323. Quantities: D225 SR 9 Bat = 190, D230 DR 6 Bat = 135, D235 DR 6 Bat = 171.

324. Quantities: D225 SR 9 Bat = 9, D230 DR 6 Bat = 8, D235 DR 6 Bat = 10.

325. Quantities: D225 SR 9 Bat = 9, D230 DR 6 Bat = 12, D235 DR 6 Bat = 12.

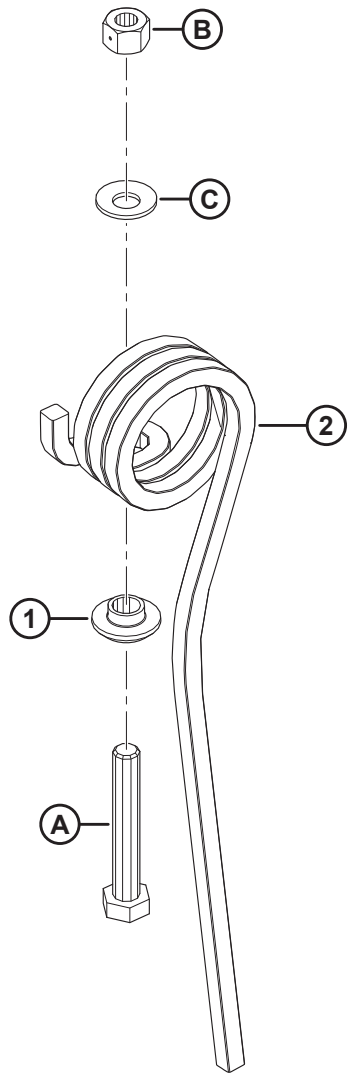
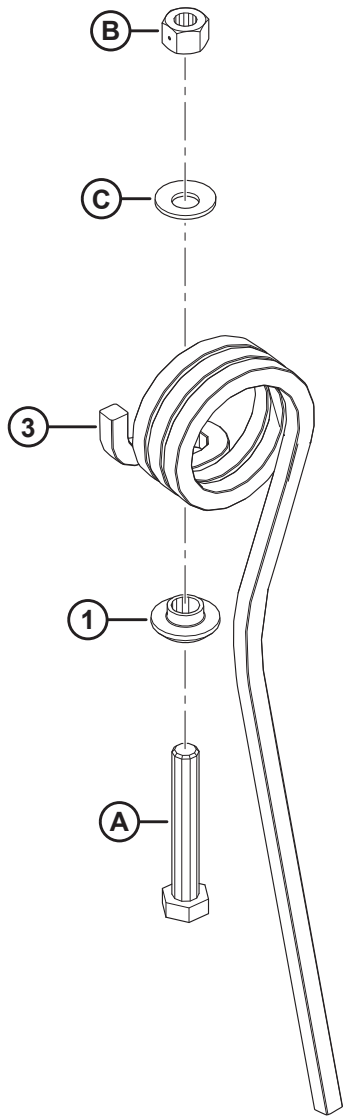
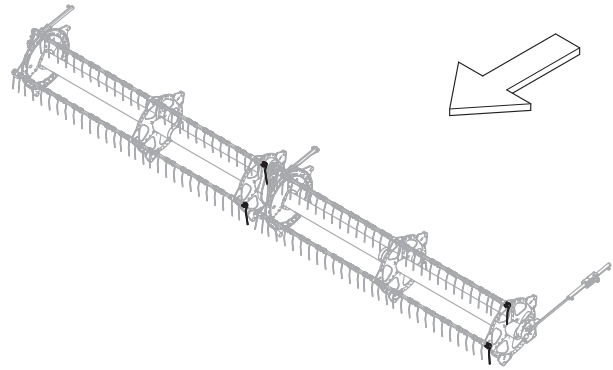
326. Quantities: D225 SR 9 Bat = 9, D230 DR 6 Bat = 6, D235 DR 6 Bat = 6.

327. Quantities: D225 SR 9 Bat = 0, D230 DR 6 Bat = 6, D235 DR 6 Bat = 6.

328. Quantities: D225 SR 9 Bat = 9, D230 DR 6 Bat = 6, D235 DR 6 Bat = 24.

329. Quantities: D225 SR 9 Bat = 34, D230 DR 6 Bat = 12, D235 DR 6 Bat = 36.

# 110 (Option) Steel Reel End Finger Kits



(OPTION) STEEL REEL END FINGER KITS

Ref	Part Number	Description	Qty	Serial Number
	311959	KIT – STEEL END FINGER, OUTBOARD <sup>330</sup>		
	311972	KIT – STEEL END FINGER, INBOARD <sup>331</sup>		
1	273052	RETAINER – END FINGER	1	
2	311321	FINGER – TAIL END OUTBOARD <sup>332</sup>		
3	311322	FINGER – TAIL END INBOARD <sup>333</sup>		
A	108172	BOLT – HEX HD M10 X 1.5 X 65-8.8-AA1J		
B	135800	NUT – HEX CTR LOC SPCL M10 X 1.5-9-AA1J		
C	184584	WASHER – CON SPRING M10 STL SAE		

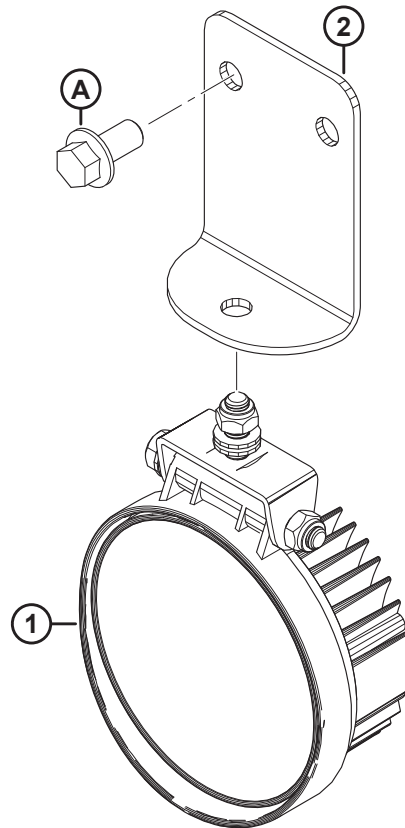
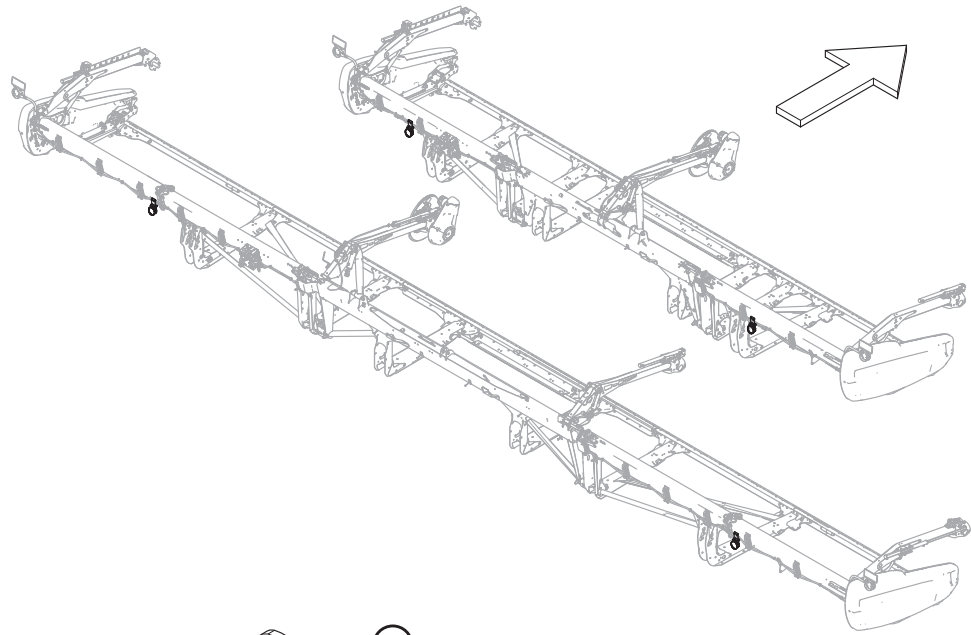
330. The Outboard Steel End Finger Kit includes one tail end outboard steel finger (MD #311321), all listed hardware, and instructions.

331. The Inboard Steel End Finger Kit includes one tail end inboard steel finger (MD #311322), all listed hardware, and instructions.

332. Quantities: kit MD #311959 = 1, kit MD #311972 = 0.

333. Quantities: kit MD #311959 = 0, kit MD #311972 = 1.

# 111 (Option) Stubble Lights





(OPTION) STUBBLE LIGHTS

**NOTE:**

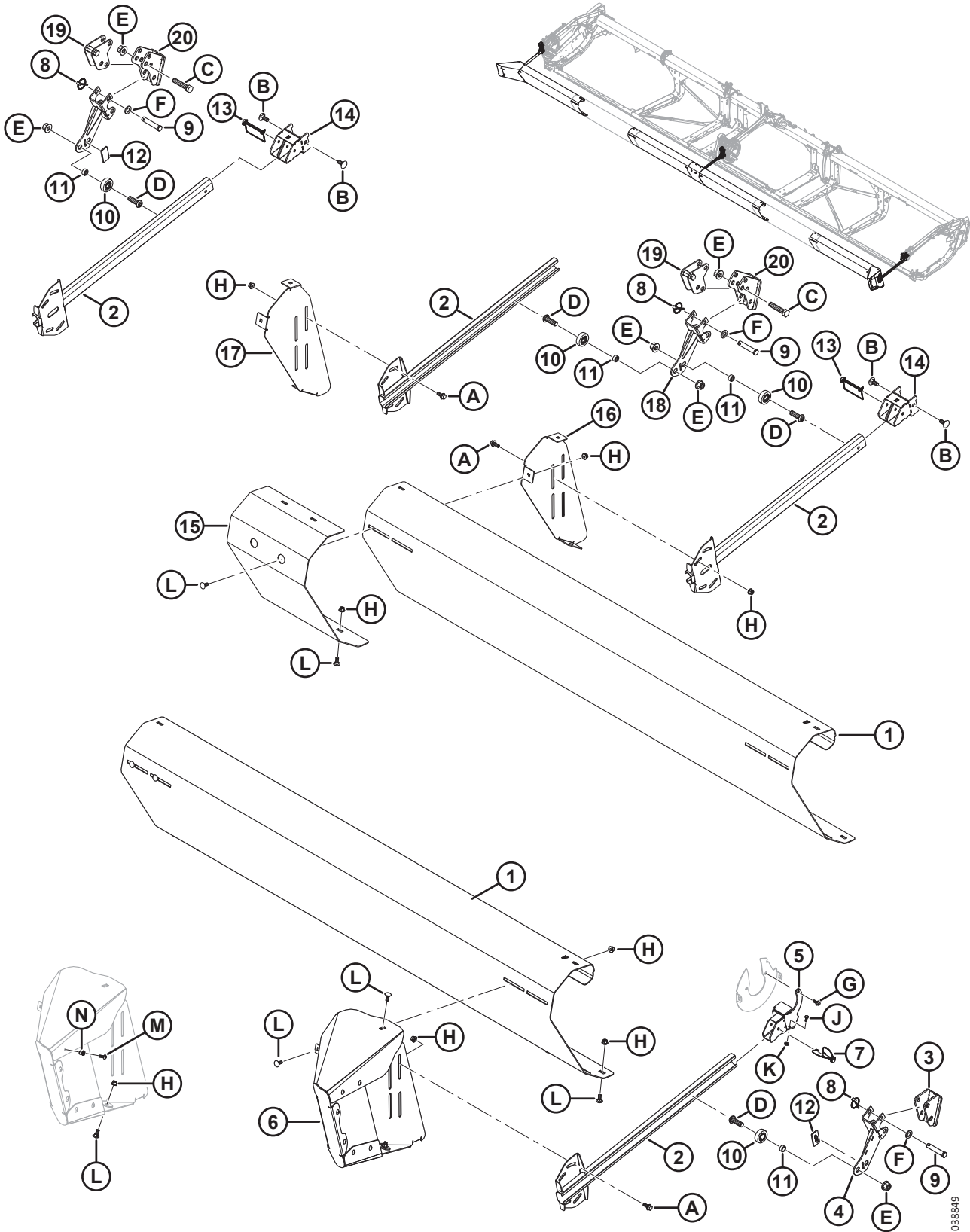
The Stubble Lights kit is compatible with model year 2019 and later Case combines only.

Ref	Part Number	Description	Qty	Serial Number
	B7027	KIT – STUBBLE LIGHTS <sup>334</sup>		
1	258458	LIGHT	2	
2	258454	BRACKET – STUBBLE LIGHTS	2	
A	152655	BOLT – HEX FLG HD M10 X 1.5 X 20-8.8-AA1J		

---

334. Kits are available through Whole Goods only.

# 112 (Option) Sunflower Attachment – Base Kit – Lean Bar and Deflectors



1038849

(OPTION) SUNFLOWER ATTACHMENT – BASE KIT – LEAN BAR AND DEFLECTORS

**NOTE:**

The Sunflower Attachment is compatible with pointed knife guards only.

Ref	Part Number	Description	Qty	Serial Number
	C2086	KIT – 30 FOOT SUNFLOWER ATTACHMENT <sup>335</sup>		
	C2087	KIT – 35 FOOT SUNFLOWER ATTACHMENT <sup>335</sup>		
	C2088	KIT – 41 FOOT SUNFLOWER ATTACHMENT <sup>335</sup>		
	C2089	KIT – 45 FOOT SUNFLOWER ATTACHMENT <sup>335</sup>		
	B7302	KIT – SUNFLOWER ATTACHMENT, BASE <sup>336</sup>		
1	119691	DEFLECTOR – LEAN BAR A <sup>337</sup>	4	
2	119757	ARM – PUSH BAR WELDT	4	
3	119593	SUPPORT – LEAN BAR WELDT	1	
4	119667	SUPPORT – LEAN BAR WELDT	1	
5	119666	BRACKET – HANGING WELDT	1	
6	119706	DEFLECTOR-EXTENSION ASSY – LH <sup>338</sup>	1	
	119705	DEFLECTOR-EXTENSION ASSY – RH <sup>338</sup>	1	
7	320205	PIN – LYNCH DIA 5/16 IN. X 1.75 IN. LG W/ TETHER	1	
8	102264	PIN – LYNCH 3/16 X 9/16 IN.	6	
9	18624	PIN – CLEVIS	6	
10	273524	BEARING – CAM FOLLOWER	4	
11	101095	SPACER	4	
12	273777	PAD – REEL DRIVE WEAR	2	
13	136749	PIN – LYNCH	2	
14	119738	BRACKET – WELDT	2	
15	119725	DEFLECTOR – LEAN BAR FILLER	1	
16	119696	BRACKET – LEAN BAR MOUNT, LH	1	
17	119697	BRACKET – LEAN BAR MOUNT, RH	1	
18	119672	SUPPORT – LEAN BAR WELDT	2	
19	119641	ANCHOR – FORE AFT SUBWELDT	2	
20	119623	SUPPORT – FRONT ANCHOR WELDT	2	
A	135783	BOLT – HEX FLG HD TFL M10 X 1.5 X 25-10.9-AA1J		

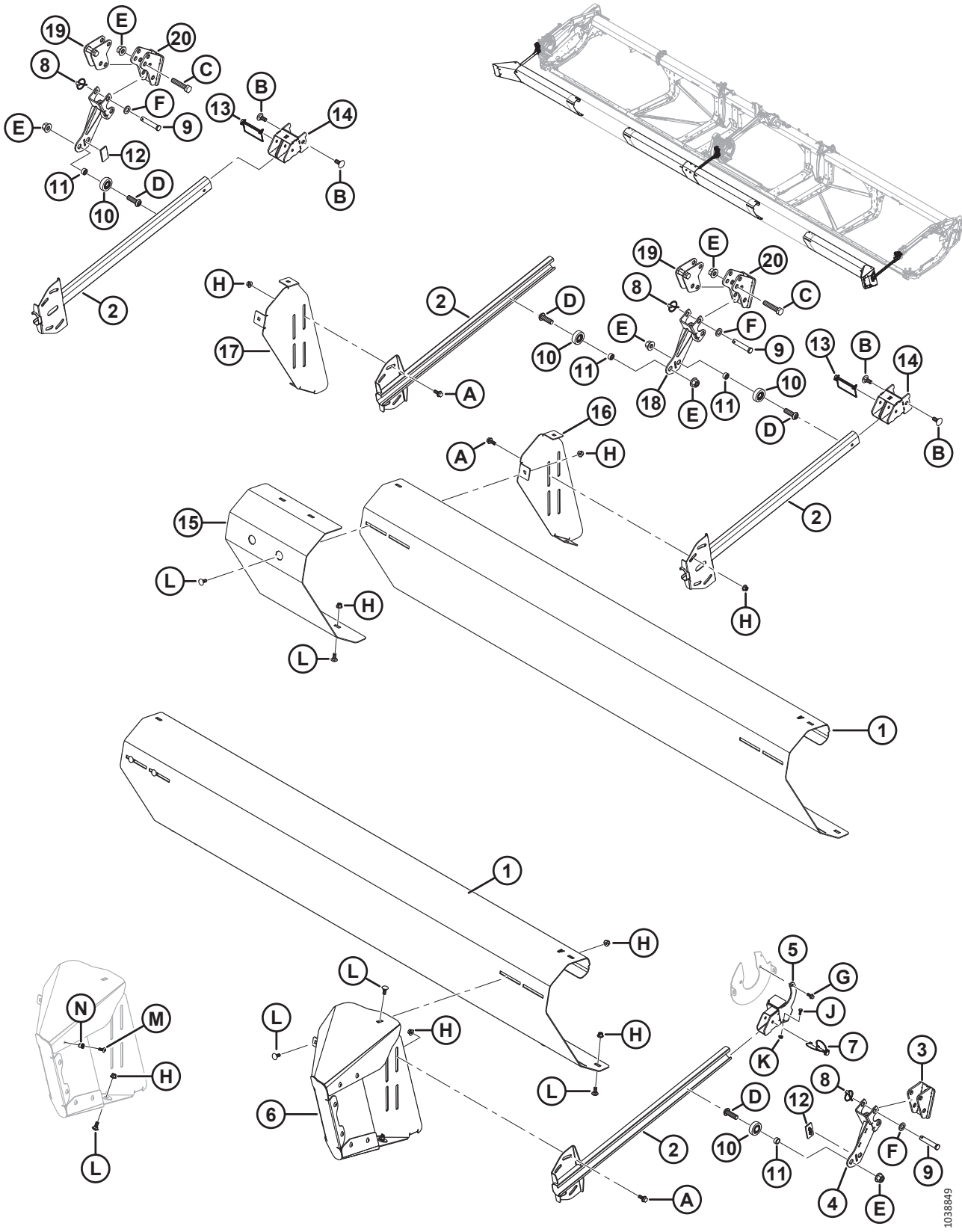
335. Kit contains base kit (B7302), pans kit (B7303), and deflectors kit (B7304, B7305, B7306, B7395, B7307, or B7396). Kits are available through Whole Goods only.

336. Base kit B7302 includes all parts listed in this section and Section *113 (Option) Sunflower Attachment – Base Kit – Pans and Supports, page 279*. Kits are available through Whole Goods only.

337. Four deflectors (MD #119691) are included in the base kit. D245 headers require a total of six.

338. Includes eight Torx screws (MD #320190), eight rivnuts (MD #252179), one bolt (MD #135785), and one nut (MD #135799).

(OPTION) SUNFLOWER ATTACHMENT – BASE KIT – LEAN BAR AND DEFLECTORS

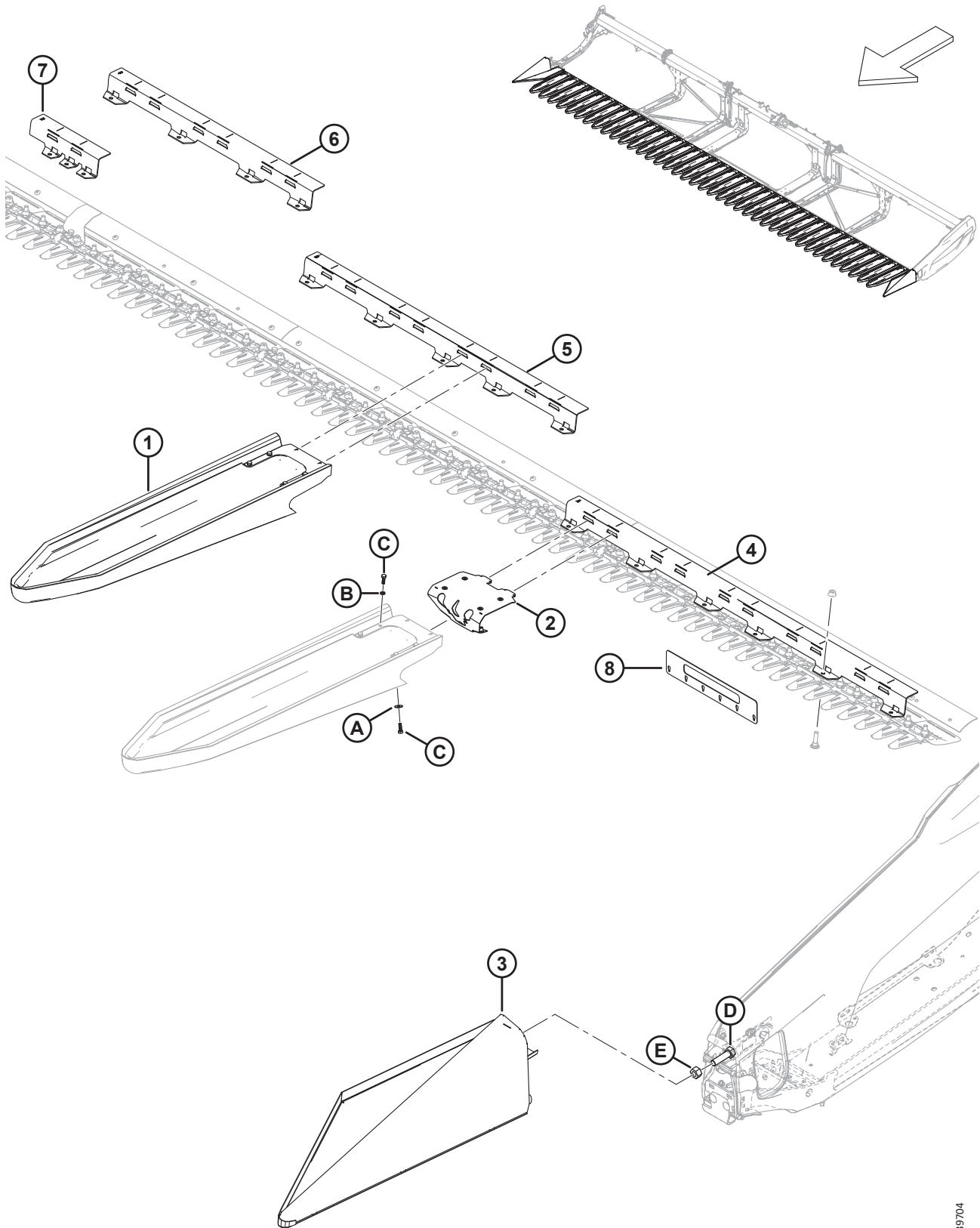


1038849

(OPTION) SUNFLOWER ATTACHMENT – BASE KIT – LEAN BAR AND DEFLECTORS

Ref	Part Number	Description	Qty	Serial Number
B	184667	BOLT – RHSN M12 X 1.75 X 30-8.8-ZINC		
C	181475	BOLT – HEX HD M16 X 2 X 75-8.8-BE0R		
D	320441	SCREW – HEX SOC BTN HD M16 X 2.0 X 50-10.9-AA1J		
E	136440	NUT – HEX FLG CTR LK M16 X 2-10-AA1J		
F	184717	WASHER – FLAT REG M16-200HV-AA1J		
G	136300	BOLT – HEX FLG HD TFL M8 X 1.25 X 20-8.8-AA3L		
H	135799	NUT – HEX FLG CTR LOC M10 X 1.5-10		
J	21572	BOLT – HEX HD 1/4 20 X 0.625 GR5 AA1J		
K	135248	NUT – HEX FLG CTR LOC		
L	135785	BOLT – RHSN M10 X 1.5 X 25-8.8-AA1J		
M	320190	SCREW – TORX TRUSS HD M8 X 1.25 X 20-SPCL-8.8-ZINC		
N	252179	RIVNUT – M8 X 1.25 HEX 0.7-3.8		

# 113 (Option) Sunflower Attachment – Base Kit – Pans and Supports



(OPTION) SUNFLOWER ATTACHMENT – BASE KIT – PANS AND SUPPORTS

**NOTE:**

The Sunflower Attachment is compatible with pointed knife guards only.


Ref	Part Number	Description	Qty	Serial Number
	B7302	KIT – SUNFLOWER ATTACHMENT, BASE <sup>339</sup>		
1	119529	PAN – SUNFLOWER QUICK ATTACH <sup>340</sup>	5	
2	119726	ASSEMBLY – PAN LATCH <sup>341</sup>	5	
3	119560	PAN – END LH WELDT	1	
	119565	PAN – END RH WELDT	1	
4	119558	SUPPORT – PAN 5 FT A	2	
5	119653	SUPPORT – PAN 4 FT B	3	
6	119654	SUPPORT – PAN 3 FT C	4	
7	119655	SUPPORT – PAN HINGE D	1	
	119656	SUPPORT – PAN HINGE E	1	
8	119766	TOOL – GUARD TIP CHECK, 2 SERIES	1	
A	184709	WASHER – FLAT LARGE M8-200HV		
B	30716	WASHER – LOCK SPRING M8-CS-1055-1065-AA1J		
C	184652	BOLT – HEX HD TFL M8 X 1.25 X 25-8.8-AA1J		
D	136339	BOLT – HEX HD FINE TFL M20 X 1.5 X 70 X 8.8-ZINC		
E	136342	NUT – HEX FINE M20 X 1.5 X 10-AA3L		

339. Base kit B7302 includes all parts listed in this section and Section *112 (Option) Sunflower Attachment – Base Kit – Lean Bar and Deflectors, page 275*. Kits are available through Whole Goods only.

340. Includes latch assembly (MD #119726), clamp (NSS), six bolts (MD #184652), four lock spring washers (MD #30716), and two flat washers (MD #184709).

341. Includes six rivnuts (MD #252179).

# 114 (Option) Sunflower Attachment – Deflector Kits



1040700



(OPTION) SUNFLOWER ATTACHMENT – DEFLECTOR KITS

**NOTE:**

The Sunflower Attachment is compatible with pointed knife guards only.

Ref	Part Number	Description	Qty	Serial Number
	B7304	KIT – SUNFLOWER DEFLECTOR 30 FT <sup>342</sup>		
	B7305	KIT – SUNFLOWER DEFLECTOR 35 FT <sup>342</sup>		
	B7306	KIT – SUNFLOWER DEFLECTOR 41 FT <sup>342</sup>		
	B7307	KIT – SUNFLOWER DEFLECTOR 45 FT <sup>342</sup>		
1	119691	DEFLECTOR – LEAN BAR A <sup>343</sup>	2	
2	119692	DEFLECTOR – LEAN BAR B <sup>344</sup>		
3	119693	DEFLECTOR – LEAN BAR C <sup>345</sup>	2	
4	119694	DEFLECTOR – LEAN BAR D <sup>346</sup>	2	
5	119558	SUPPORT – PAN A (5 FT) <sup>347</sup>	2	
6	119653	SUPPORT – PAN B (4 FT) <sup>346</sup>	1	
7	119654	SUPPORT – PAN C (3 FT) <sup>348</sup>	3	

342. Kits are available through Whole Goods only.

343. Included in B7307 (D245 headers).

344. Included in B7304 (D230 headers) and B7307 (D245 headers). Quantities: D230 = 2; D245 = 4.

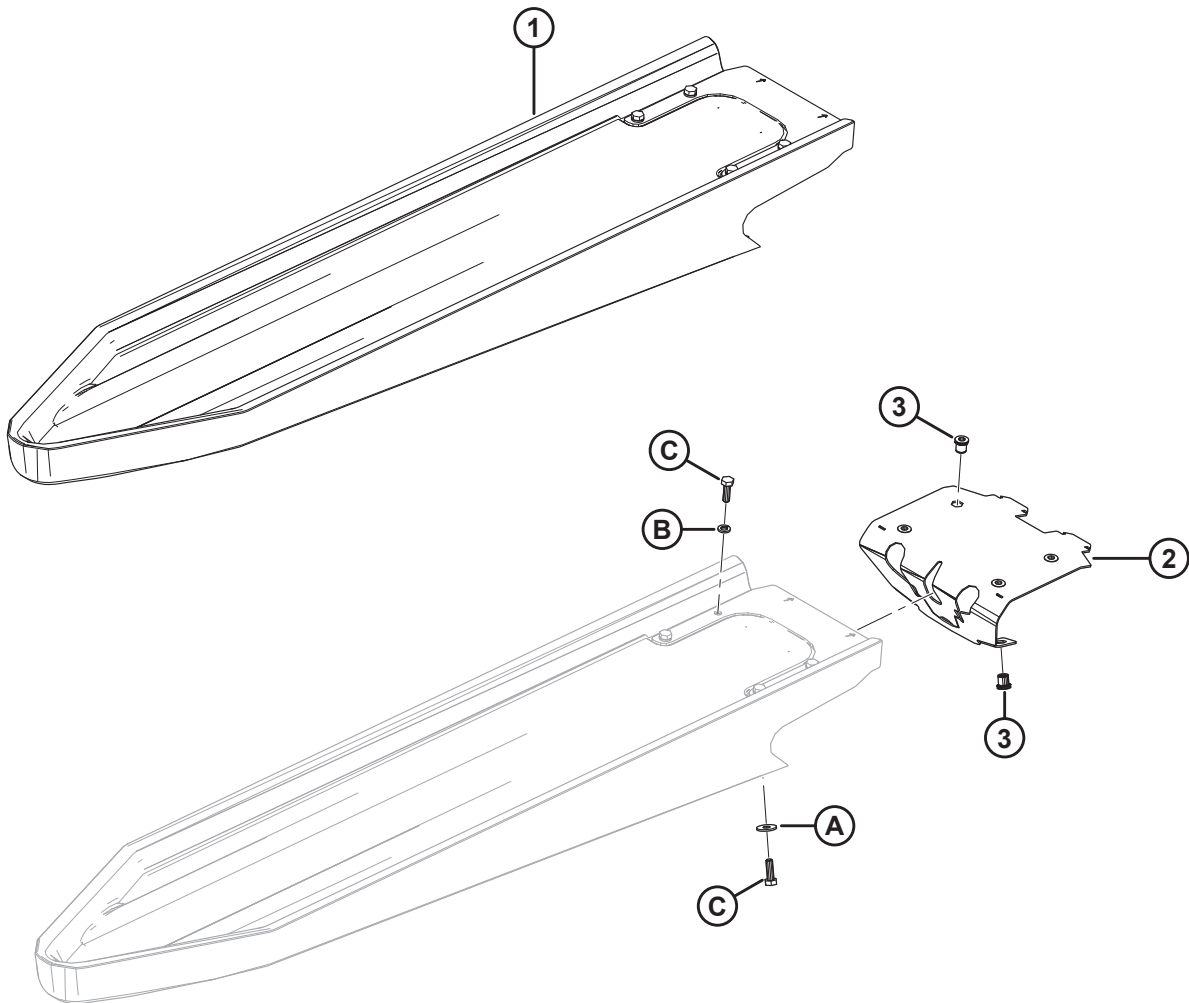
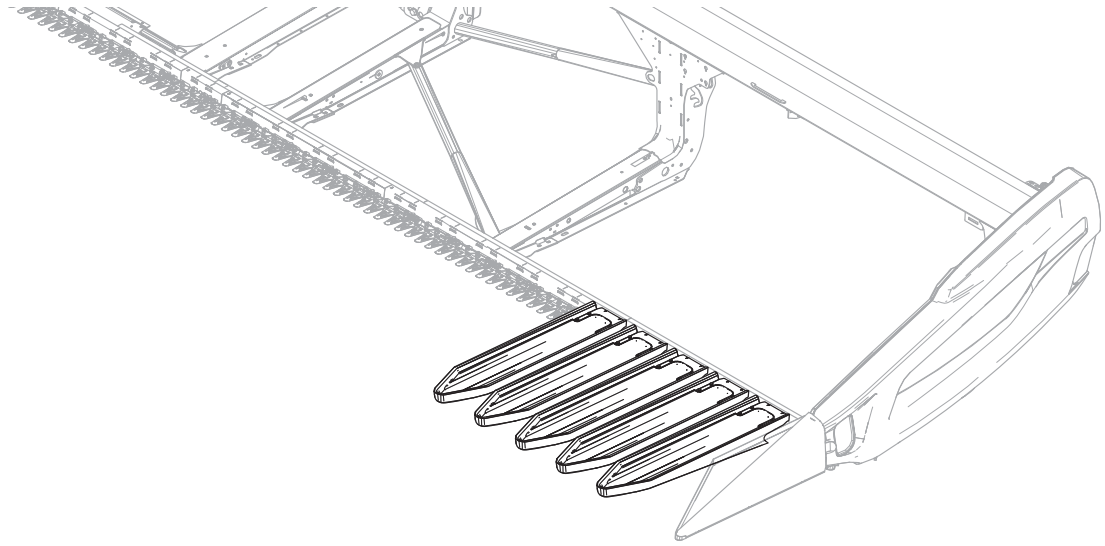
345. Included in B7305 (D235 headers)

346. Included in B7306 (D241 headers).

347. Included in B7306 (D241 headers) and B7307 (D245 headers).

348. Included in B7305 (D235 headers) and B7307 (D245 headers).

# 115 (Option) Sunflower Attachment – Pans



(OPTION) SUNFLOWER ATTACHMENT – PANS

**NOTE:**

The Sunflower Attachment is compatible with pointed knife guards only.

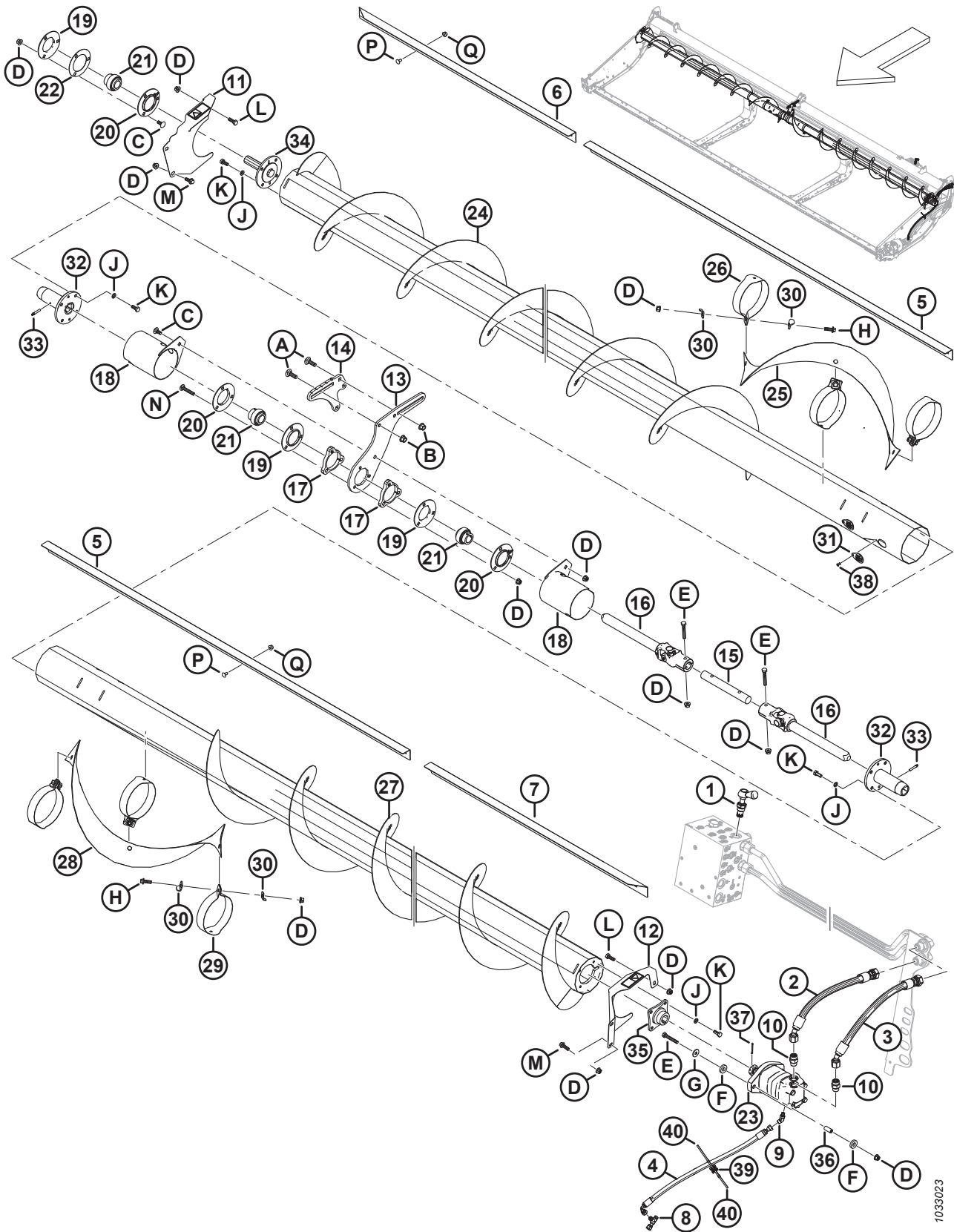
Ref	Part Number	Description	Qty	Serial Number
	B7303	KIT – 2 SERIES SUNFLOWER PAN (5 PANS) <sup>349</sup>		
	119737	KIT – 2 SERIES SUNFLOWER PAN (5 PANS)		
1	119529	PAN – SUNFLOWER QUICK ATTACH <sup>350</sup>	5	
2	119726	ASSEMBLY – PAN LATCH <sup>351</sup>	5	
3	252179	RIVNUT – M8 X 1.25 HEX0.7-3.8	30	
A	184709	WASHER – FLAT LARGE M8-200HV		
B	30716	WASHER – LOCK SPRING M8-CS-1055-1065-AA1J		
C	184652	BOLT – HEX HD TFL M8 X 1.25 X 25-8.8-AA1J		

349. Kit contains 5 pans. Base kit (B7302) contains pans for D230 headers. D235 requires 1 pan kit, D241 requires 2 pan kits, and D245 requires 3 pan kits. Kits are available through Whole Goods only.

350. Includes latch assembly (MD #119726), clamp (NSS), six bolts (MD #184652), four lock spring washers (MD #30716), and two flat washers (MD #184709).

351. Includes six rivnuts (MD #252179).

# 116 (Option) Upper Cross Auger – Two-Piece Auger (D225, D230, D235, and D241)



1033023

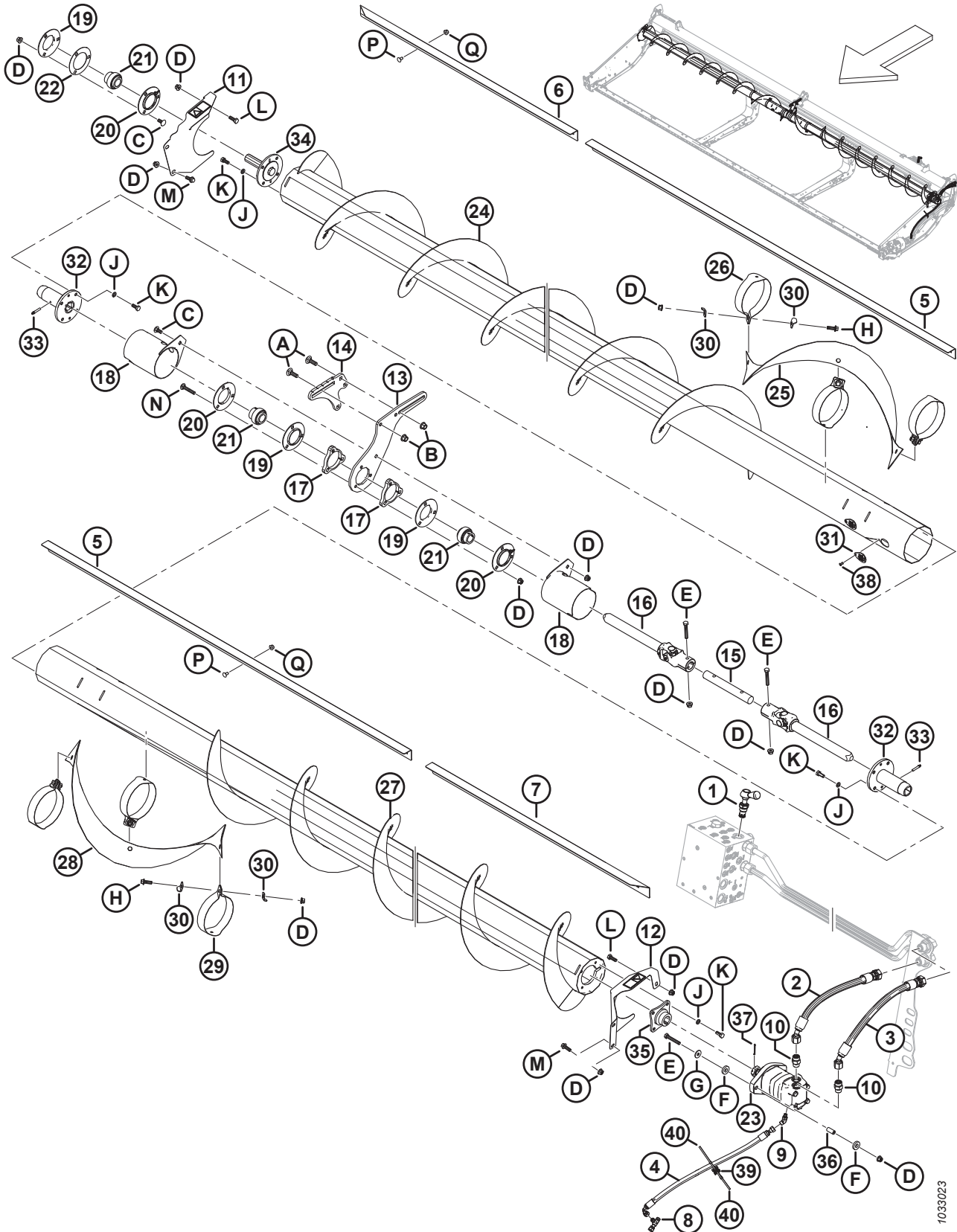
(OPTION) UPPER CROSS AUGER – TWO-PIECE AUGER (D225, D230, D235, AND D241)

Ref	Part Number	Description	Qty	Serial Number
	B6413	KIT – D225 UPPER CROSS AUGER <sup>352</sup>		
	B6414	KIT – D230 UPPER CROSS AUGER <sup>352</sup>		
	B6415	KIT – D235 UPPER CROSS AUGER <sup>352</sup>		
	B6416	KIT – D241 UPPER CROSS AUGER <sup>352</sup>		
1	283571	VALVE – BYPASS	1	
	245158	SEAL KIT		
2	283061	HOSE – HYD	1	
3	283062	HOSE – HYD	1	
4	283077	HOSE – HYD	1	
5	275521	DEFLECTOR – INBOARD 30, 35, AND 41 FT <sup>353</sup>	2	
6	275530	DEFLECTOR – 25 FT	1	
	275533	DEFLECTOR – RH OUTBOARD 30 FT	1	
	275543	DEFLECTOR – RH OUTBOARD 35 FT	1	
	275614	DEFLECTOR – RH OUTBOARD 41 FT	1	
7	275530	DEFLECTOR – 25 FT	1	
	275532	DEFLECTOR – LH OUTBOARD 30 FT	1	
	275542	DEFLECTOR – LH OUTBOARD 35 FT	1	
	275524	DEFLECTOR – LH OUTBOARD 41 FT	1	
8	252621	FITTING – TEE HYD	1	
	135957	O-RING – Ø1.78 X Ø7.65		
9	252307	FITTING – ELBOW 45° HYD	1	
	50223	O-RING – Ø1.83 X Ø8.92		
	135957	O-RING – Ø1.78 X Ø7.65		
10	184461	FITTING – ADAPTER HYD	2	
	44210	O-RING – Ø2.46 X Ø19.18		
	135867	O-RING – Ø1.78 X Ø15.60		
11	233725	SHIELD – ASSEMBLY RH C/W DECAL	1	
12	233724	SHIELD – ASSEMBLY LH C/W DECAL	1	
13	233738	PLATE – SUPPORT, CENTER SLIDING	1	
14	233736	PLATE – SUPPORT, CENTER FIXED	1	
15	233519	SHAFT	1	
16	233513	JOINT – UNIVERSAL	2	
17	233450	PLATE – SPACER	2	
18	233371	GUARD – WELDT	2	
19	49306	FLANGE	3	

352. Kits are available through Whole Goods only.

353. Inboard deflectors (MD #275521) are not used on D225 headers.

(OPTION) UPPER CROSS AUGER – TWO-PIECE AUGER (D225, D230, D235, AND D241)

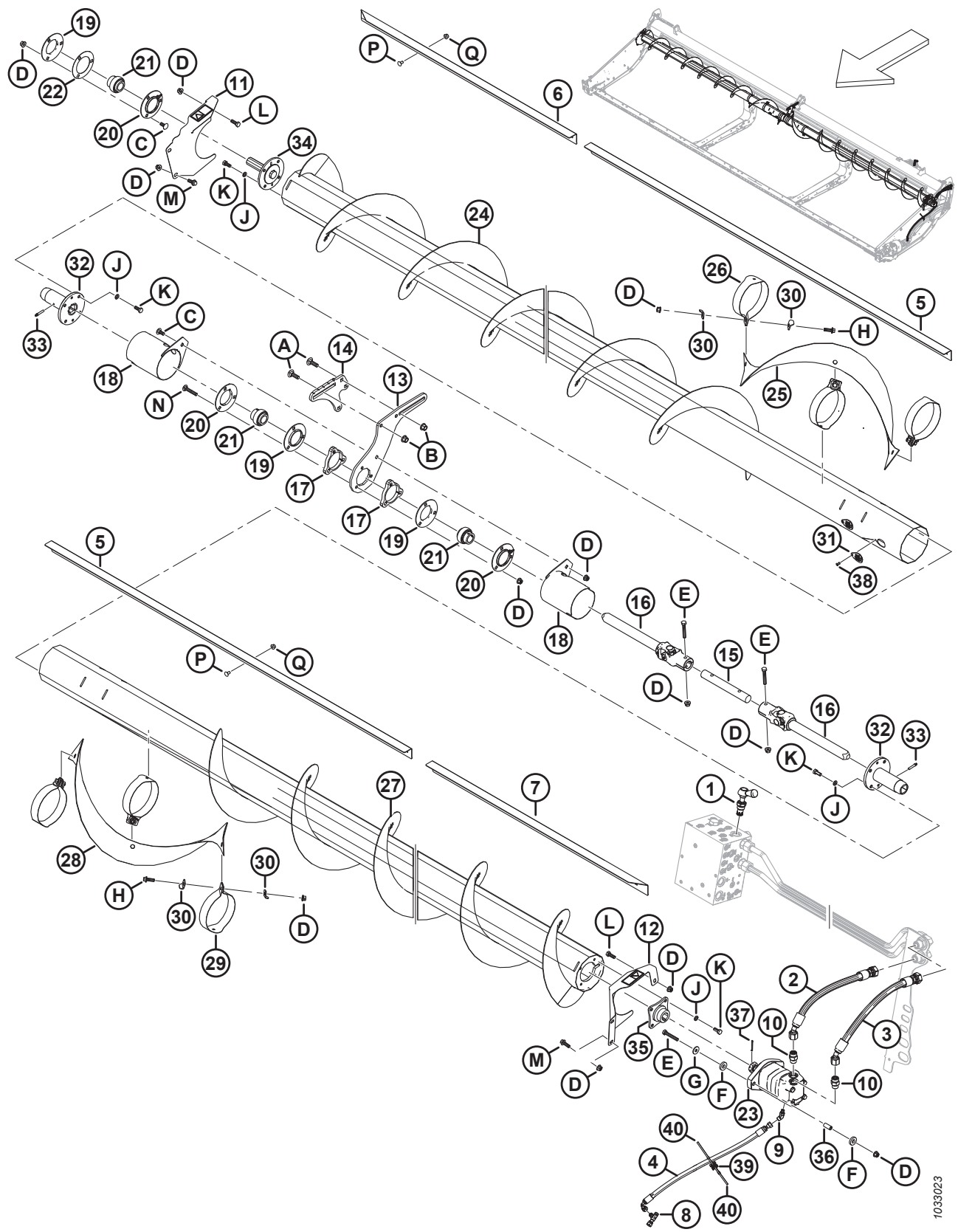


1033023

## (OPTION) UPPER CROSS AUGER – TWO-PIECE AUGER (D225, D230, D235, AND D241)

Ref	Part Number	Description	Qty	Serial Number
20	30661	FLANGE	3	
21	21859	BEARING – SPH OD EXT INNER RACE 1 3/16 BORE	3	
22	172340	SHIM	1	
23	283555	MOTOR – HYD-100 CC SAE B	1	
	174304	SEAL KIT – EATON 2000 MOTOR		
	137375	NUT – SLTD JAM 1.0-20 UNEF		
24	233654	AUGER – WELDT RH 25 FT	1	
	233656	AUGER – WELDT RH 30 FT	1	
	233658	AUGER – WELDT RH 35 FT	1	
	233660	AUGER – WELDT RH 41 FT	1	
25	233705	FLIGHTING – RH	1	
26	233621	STRAP – RH	3	
27	233655	AUGER – WELDT LH 25 FT	1	
	233657	AUGER – WELDT LH 30 FT	1	
	233659	AUGER – WELDT LH 35 FT	1	
	233661	AUGER – WELDT LH 41 FT	1	
28	233706	FLIGHTING – LH	1	
29	233622	STRAP – LH	3	
30	233623	PLATE	12	
31	233625	COVER	4	
32	233514	HUB – WELDT UCA SLIDING	2	
33	30934	FITTING – 1/4-28 TAPER THD (LUBRICATION)	2	
34	233447	HUB – MACHINED	1	
35	233443	HUB – WELDT, UCA 1.25 TAPER SFAFT	1	
36	233445	SPACER	2	
37	18606	PIN – COTTER 1/8 DIA X 1.5 ZP	1	
38	18768	RIVET – BLIND Ø0.188 IN. X 0.251 TO 0.375 GRIP RANGE	4	
39	134442	SPACER – DUAL SWIVEL SADDLE	1	
40	21763	FASTENER – CABLE TIE, BLACK	2	
	<b>302204</b>	<b>DECAL – CA PROPOSITION 65</b>	<b>1</b>	
	<b>233745</b>	<b>DECAL – UCA VALVE</b>	<b>1</b>	
	<b>279085</b>	<b>DECAL – WARNING, AUGER</b>	<b>2</b>	
A	135900	BOLT – RHSN TFL M12 X 1.75 X 40-8.8-ZINC		
B	136431	NUT – HEX FLG CTR LOC M12 X 1.75-10		
C	135785	BOLT – RHSN M10 X 1.5 X 25-8.8-AA1J		
D	135799	NUT – HEX FLG CTR LOC M10 X 1.5-10		
E	108172	BOLT – HEX HD M10 X 1.5 X 65-8.8-AA1J		
F	233446	WASHER – RUBBER		

(OPTION) UPPER CROSS AUGER – TWO-PIECE AUGER (D225, D230, D235, AND D241)



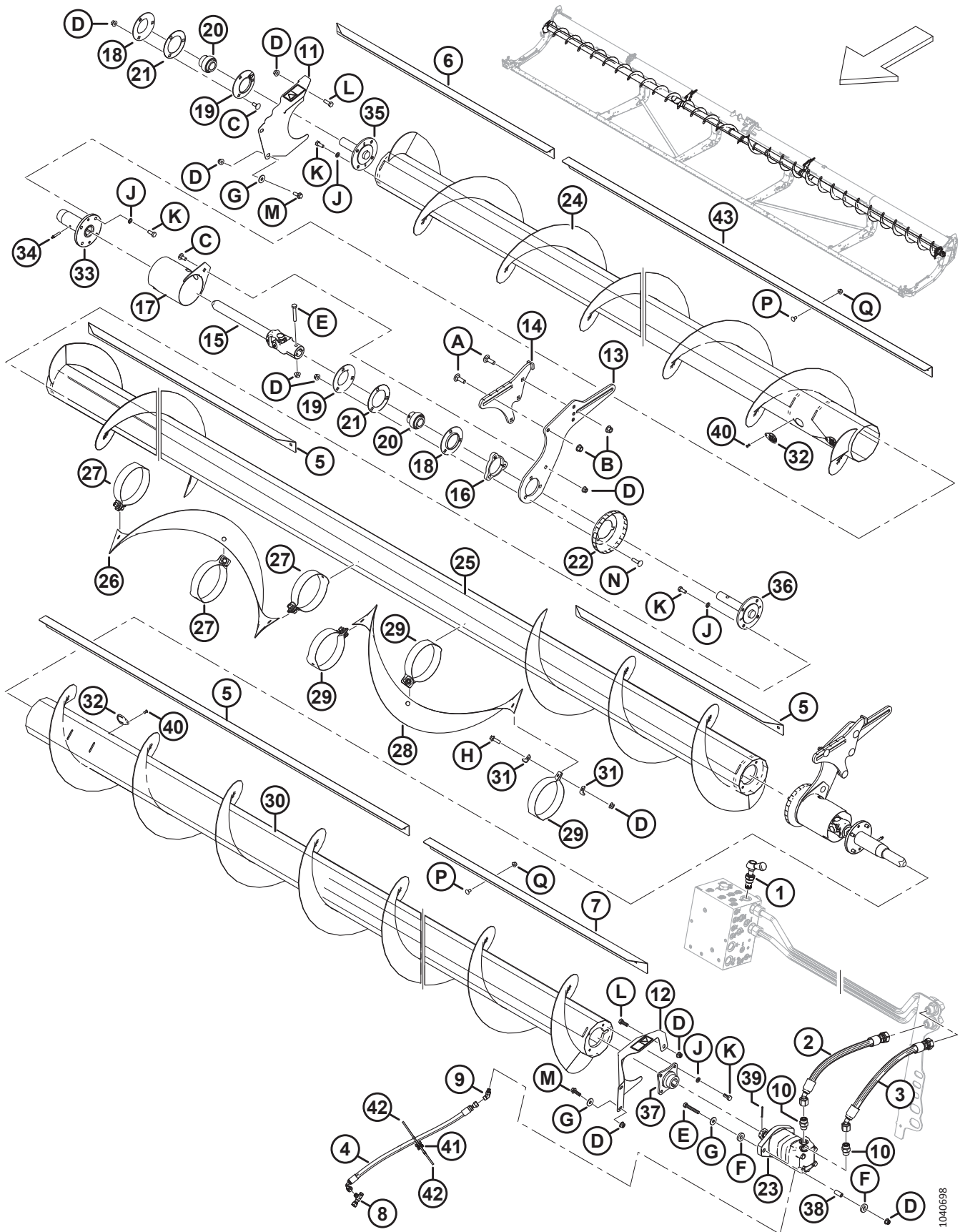
1033023



(OPTION) UPPER CROSS AUGER – TWO-PIECE AUGER (D225, D230, D235, AND D241)

<b>Ref</b>	<b>Part Number</b>	<b>Description</b>	<b>Qty</b>	<b>Serial Number</b>
G	184712	WASHER – FLAT LARGE M10-200HV		
H	184665	BOLT – HEX FLG HD M10 X 1.5 X 30-10.9-AA1J		
J	30632	WASHER – LOCK SPRING M10		
K	30627	BOLT – HEX HD TFL M10 X 1.5 X 25-8.8-A3L		
L	184661	BOLT – HEX HD TFL M10 X 1.5 X 30-8.8-AA1J		
M	184665	BOLT – HEX FLG HD M10 X 1.5 X 30-10.9-AA1J		
N	136113	BOLT – RHSN M10 X 1.5 X 60-8.8-AA1J		
P	191489	BOLT – RHSSN TFL M8 X 1.25 X 16-8.8-AA1J		
Q	135337	NUT – HEX FLG CTR LK M8 X 1.25-8-AA1J		

# 117 (Option) Upper Cross Auger – Three-Piece Auger (D245)

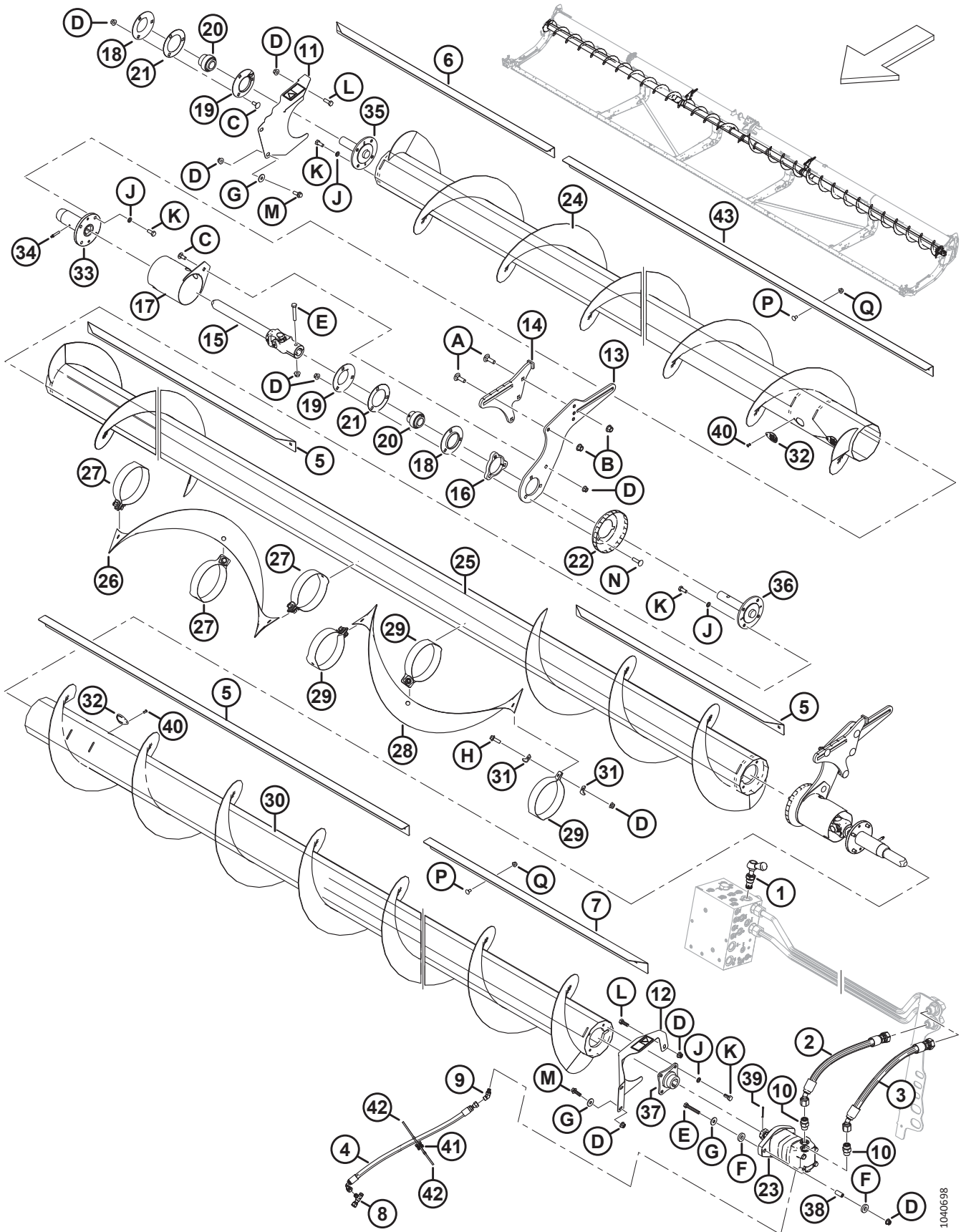


(OPTION) UPPER CROSS AUGER – THREE-PIECE AUGER (D245)

Ref	Part Number	Description	Qty	Serial Number
	B6418	KIT – D245 UPPER CROSS AUGER <sup>354</sup>		
1	283571	VALVE – BYPASS	1	
	245158	SEAL KIT		
2	283061	HOSE – HYD	1	
3	283062	HOSE – HYD	1	
4	283077	HOSE – HYD	1	
5	275692	DEFLECTOR – INBOARD 45 FT	2	
6	275543	DEFLECTOR – RH OUTBOARD 45 FT	1	
7	275542	DEFLECTOR – LH OUTBOARD 45 FT	1	
8	252621	FITTING – TEE HYD	1	
	135957	O-RING – Ø1.78 X Ø7.65		
9	252307	FITTING – ELBOW 45° HYD	1	
	50223	O-RING – Ø1.83 X Ø8.92		
	135957	O-RING – Ø1.78 X Ø7.65		
10	184461	FITTING – ADAPTER HYD	2	
	44210	O-RING – Ø2.46 X Ø19.18		
	135867	O-RING – Ø1.78 X Ø15.60		
11	233725	SHIELD – ASSEMBLY RH C/W DECAL	1	
12	233724	SHIELD – ASSEMBLY LH C/W DECAL	1	
13	233741	PLATE – SUPPORT, CENTER SLIDING	2	
14	233740	SUPPORT – WELDMENT, CENTER FIXED	2	
15	233513	JOINT – UNIVERSAL	2	
16	233450	PLATE – SPACER	2	
17	233371	GUARD – WELDT	2	
18	49306	FLANGE	2	
19	30661	FLANGE	2	
20	21859	BEARING – SPH OD EXT INNER RACE 1 3/16 BORE	3	
21	172340	SHIM	2	
22	233552	SHIELD – FORMED	2	
23	283555	MOTOR – HYD-100 CC SAE B	1	
	174304	SEAL KIT – EATON 2000 MOTOR		
	137375	NUT – SLTD JAM 1.0-20 UNEF		
24	233662	AUGER – WELDT RH 45 FT	1	
25	233669	AUGER – WELDT CENTER 45 FT	1	
26	233705	FLIGHTING – RH	1	
27	233621	STRAP – RH	3	

354. Kits are available through Whole Goods only.

(OPTION) UPPER CROSS AUGER – THREE-PIECE AUGER (D245)

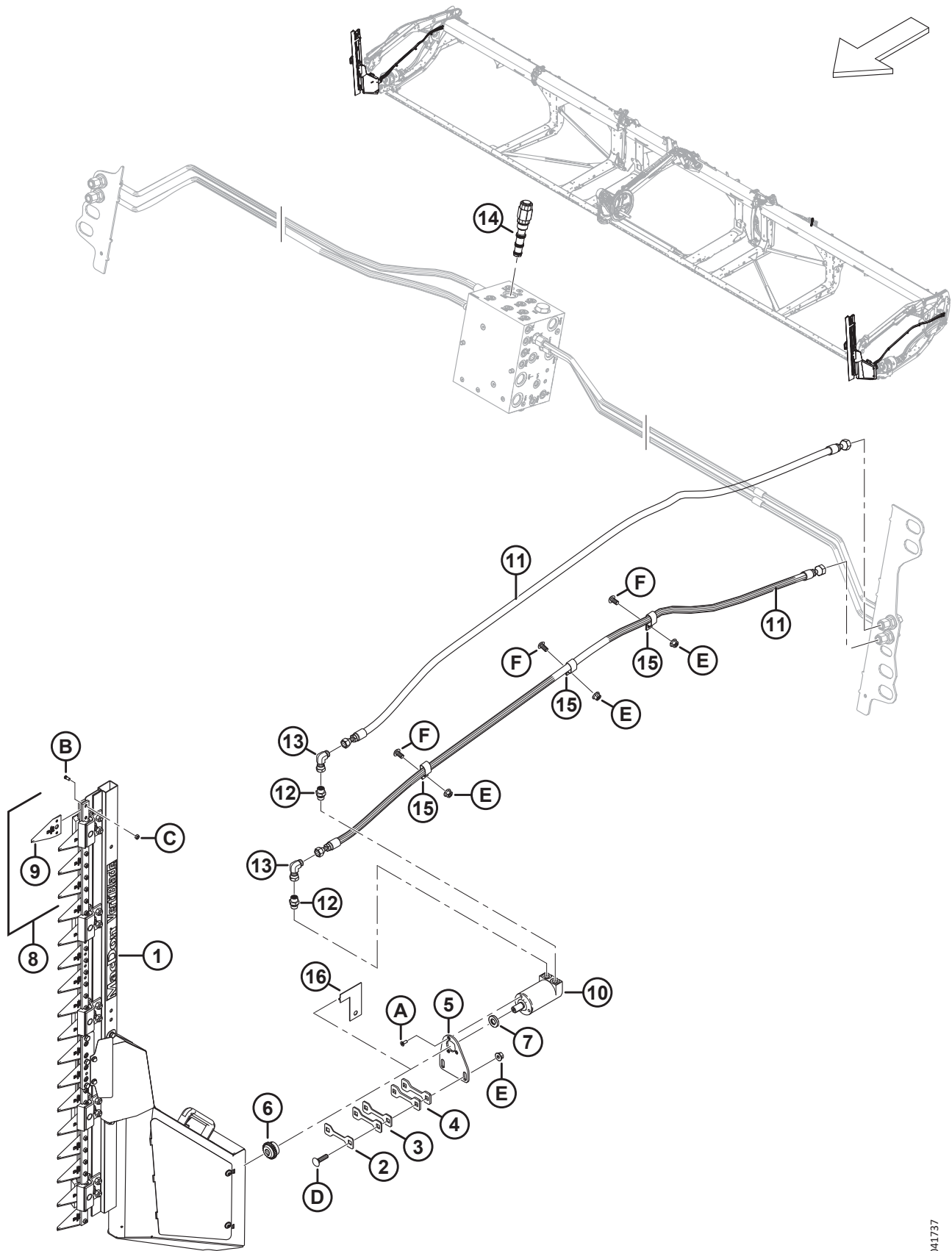


1040698

(OPTION) UPPER CROSS AUGER – THREE-PIECE AUGER (D245)

Ref	Part Number	Description	Qty	Serial Number
28	233706	FLIGHTING – LH	1	
29	233622	STRAP – LH	3	
30	233663	AUGER – WELDT LH 45 FT	1	
31	233623	PLATE	12	
32	233625	COVER	4	
33	233514	HUB – WELDT, UCA SLIDING	2	
34	30934	FITTING – 1/4-28 TAPER THD (LUBRICATION)	2	
35	233447	HUB – MACHINED, UCA IDLE END	1	
36	233516	HUB – MACHINED, UCA CENTER	2	
37	233443	HUB – WELDT, UCA 1.25 TAPER SFAFT	1	
38	233445	SPACER	2	
39	18606	PIN – COTTER 1/8 DIA X 1.5 ZP	1	
40	18768	RIVET – BLIND Ø0.188 IN. X 0.251 TO 0.375 GRIP RANGE	4	
41	134442	SPACER – DUAL SWIVEL SADDLE	1	
42	21763	FASTENER – CABLE TIE, BLACK	2	
43	275691	DEFLECTOR – MIDDLE	2	
	<b>302204</b>	<b>DECAL – CA PROPOSITION 65</b>	<b>1</b>	
	<b>233745</b>	<b>DECAL – UCA VALVE</b>	<b>1</b>	
	<b>279085</b>	<b>DECAL – WARNING, AUGER</b>	<b>2</b>	
A	135900	BOLT – RHSN TFL M12 X 1.75 X 40-8.8-ZINC		
B	136431	NUT – HEX FLG CTR LOC M12 X 1.75-10		
C	135785	BOLT – RHSN M10 X 1.5 X 25-8.8-AA1J		
D	135799	NUT – HEX FLG CTR LOC M10 X 1.5-10		
E	108172	BOLT – HEX HD M10 X 1.5 X 65-8.8-AA1J		
F	233446	WASHER – RUBBER		
G	184712	WASHER – FLAT LARGE M10-200HV		
H	184665	BOLT – HEX FLG HD M10 X 1.5 X 30-10.9-AA1J		
J	30632	WASHER – LOCK SPRING M10		
K	30627	BOLT – HEX HD TFL M10 X 1.5 X 25-8.8-A3L		
L	184661	BOLT – HEX HD TFL M10 X 1.5 X 30-8.8-AA1J		
M	184665	BOLT – HEX FLG HD M10 X 1.5 X 30-10.9-AA1J		
N	152732	BOLT – RHSN M10 X 1.5 X 40-8.8-AA1J		
P	191489	BOLT – RHSSN TFL M8 X 1.25 X 16-8.8-AA1J		
Q	135337	NUT – HEX FLG CTR LK M8 X 1.25-8-AA1J		

# 118 (Option) VertiBlade™ Vertical Knife Kit



(OPTION) VERTIBLADE™ VERTICAL KNIFE KIT

Ref	Part Number	Description	Qty	Serial Number
	B7029	KIT – VERTIBLADE VERTICAL KNIVES <sup>355</sup>		
	<b>B7464</b>	<b>KIT – VERTICAL KNIFE COMPONENTS</b> <sup>356</sup>		
	<b>B7466</b>	<b>KIT – VERTICAL KNIFE</b> <sup>357</sup>		
1	313502	KNIFE – VERTICAL ASSEMBLY, RH <sup>358</sup>	1	
	313501	KNIFE – VERTICAL ASSEMBLY, LH <sup>358</sup>	1	
2	313750	SHIM – 2 MM THK	A/R	
3	313749	SHIM – 3 MM THK	A/R	
4	313745	SHIM – 4.5 MM THK	A/R	
5	313744	SUPPORT – MOTOR VERTICAL KNIFE	2	
6	313808	HUB	2	
7	313801	SPACER	2	
8	313797	KIT – VERTICAL KNIFE SECTIONS <sup>359</sup>	A/R	
9	313788	SECTION – VERTICAL KNIFE	A/R	
10	304611	MOTOR – HYDRAULIC	2	
11	283066	HOSE – HYD	4	
12	136653	FITTING – ADAPTER	4	
	135865	O-RING – Ø1.78 X Ø9.25		
	136654	O-RING – 1.50 X 2.10 X 14.70		
13	136249	FITTING – ELBOW 90° HYD	4	
14	283008	VALVE – PRIORITY FLOW REG (FRRV) <sup>360</sup>	1	
	283579	SEAL KIT		
15	135235	CLAMP – DOUBLE HOSE INSULATED	6	
16	313780	GUIDE – VERTICAL KNIFE <sup>361</sup>	1	

355. Kits are available through Whole Goods only.

356. For European markets. This kit includes everything in base vertical knife kit B7029 less the left and right vertical knives (MD #313501 and 313502), motors (MD #304611), knife sections kit (MD #313797), spacers (MD #313801), and hubs (MD #313808). To complete European vertical knives, order European Vertical Knife kit B7466. Kits are available through Whole Goods only.

357. For European markets. This kit includes the left and right vertical knives (MD #313501 and 313502), motors (MD #304611), knife sections kit (MD #313797), spacers (MD #313801), and hubs (MD #313808) only. To complete European vertical knives, order European Vertical Knife Components kit B7464. Kits are available through Whole Goods only.

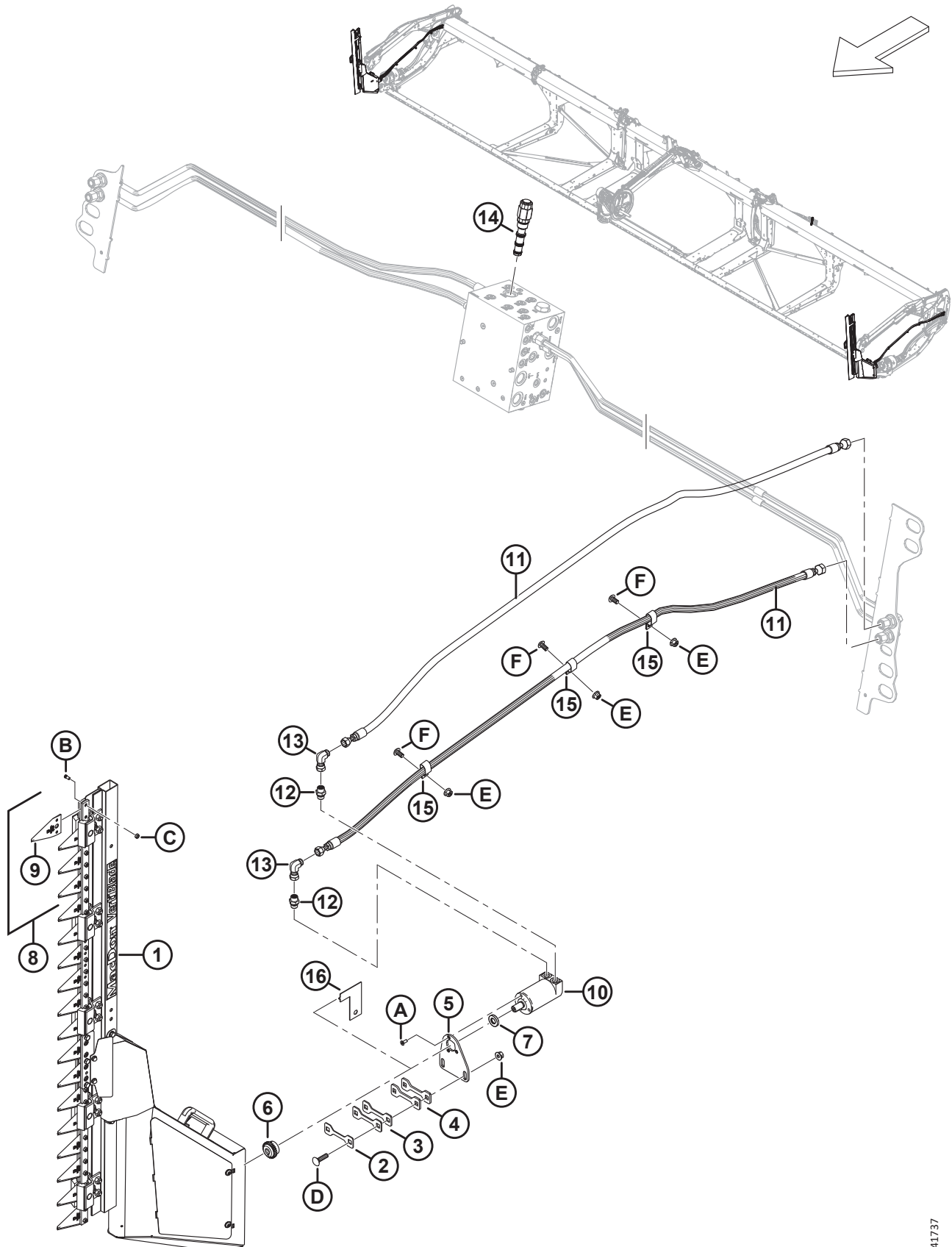
358. For vertical knife components, refer to Section [119 \(Option\) VertiBlade™ Vertical Knife Components, page 299](#).

359. The kit includes four vertical knife sections (MD #313788), eight vertical knife section screws (MD #313789), and eight vertical knife section nuts (MD #313790).

360. Connects to port FRRV.

361. The guide is used as a tool to determine the correct number of shims (MD #313750, MD #313749, and MD #313745) required to fill the gap between the frame plate and the guide. The guide is removed after determining the gap. Refer to the installation instructions for more details.

(OPTION) VERTIBLADE™ VERTICAL KNIFE KIT



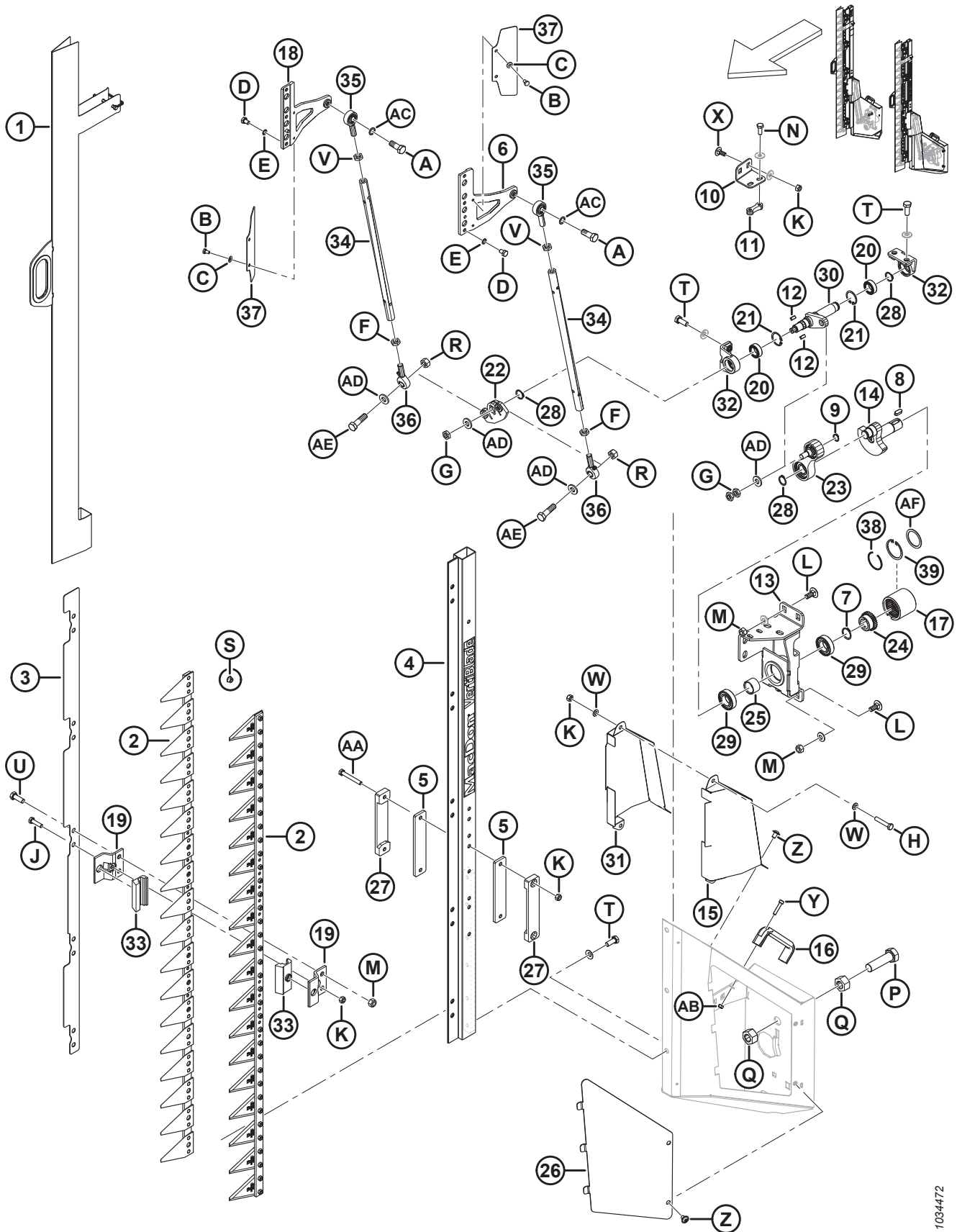
1041737



(OPTION) VERTIBLADE™ VERTICAL KNIFE KIT

Ref	Part Number	Description	Qty	Serial Number
A	320220	SCREW – TORX CSK HD TFL M6 X 1 X 16-SPCL-8.8-ZINC		
B	313789	SCREW – VERTICAL KNIFE SECTION		
C	313790	NUT – VERTICAL KNIFE SECTION		
D	152732	BOLT – RHSN M10 X 1.5 X 40-8.8-AA1J		
E	135799	NUT – HEX FLG CTR LOC M10 X 1.5-10		
F	<b>136395</b>	<b>SCREW – TORX TRUSS HD M10 X 1.5 X 20 X SPCL-8.8-A3L</b>		

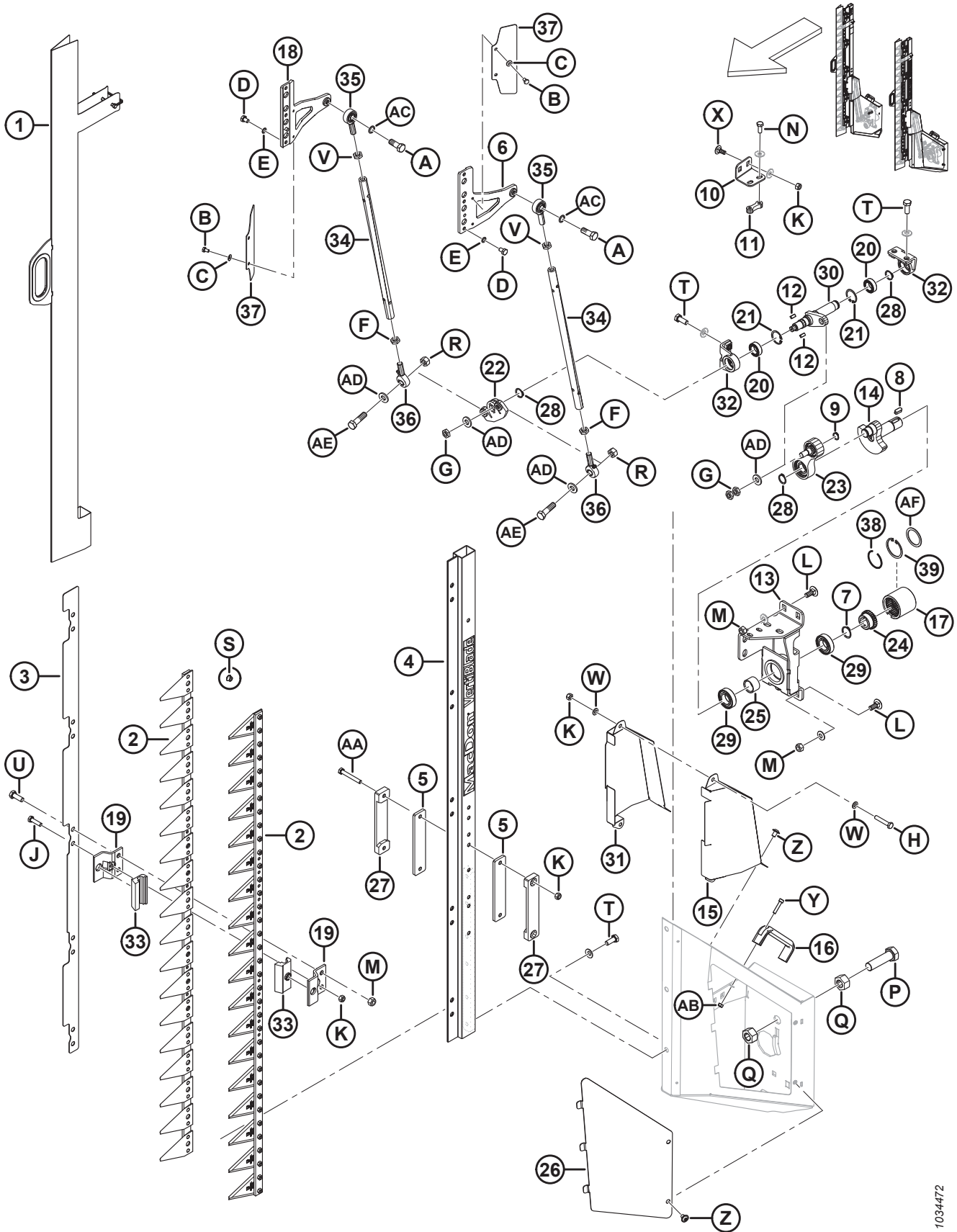
# 119 (Option) VertiBlade™ Vertical Knife Components



(OPTION) VERTIBLADE™ VERTICAL KNIFE COMPONENTS

Ref	Part Number	Description	Qty	Serial Number
	313501	KNIFE – VERTICAL ASSEMBLY, LH		
	313502	KNIFE – VERTICAL ASSEMBLY, RH		
1	313798	SHIELD – VERTICAL KNIFE	2	
2	313799	KNIFE ASSY – VERTICAL KNIFE	4	
3	313800	PLATE – ADAPTER POSITIONING	2	
4	313802	BAR	2	
5	313805	GUIDE – INNER	4	
6	313807	KNIFEHEAD – LH	2	
7	313810	RING – RETAINING EXTERNAL	2	
8	313815	KEY	2	
9	313819	RING – RETAINING EXTERNAL	2	
10	313882	BRACKET – CRANK DRIVE RH	1	
	313820	BRACKET – CRANK DRIVE LH	1	
11	313821	PLATE – THREADED	2	
12	313824	KEY	4	
13	313884	SUPPORT – RH DRIVE WELDMENT	1	
	313825	SUPPORT – LH DRIVE WELDMENT	1	
14	313828	SHAFT – CRANK	2	
15	313836	COVER – RH KNIFE OUTER	2	
	313835	COVER – LH KNIFE OUTER	2	
16	313841	HANDLE	2	
17	313809	COUPLING	2	
18	313869	KNIFEHEAD – RH	2	
19	313804	GUIDE – KNIFE	20	
20	313817	BEARING – ANGULAR	4	
21	313818	RING – RETAINING INTERNAL	4	
22	313826	ARM – OSCILLATING	2	
23	313827	PITTMAN ASSEMBLY	2	
24	313813	HUB	2	
25	313814	SLEEVE – CRANKSHAFT SPACER	2	
26	313834	COVER – RH SIDE	1	
	313833	COVER – LH SIDE	1	
27	313806	GUIDE – OUTER	4	
28	313811	RING – RETAINING EXTERNAL	6	
29	313812	BEARING	4	
30	313883	SHAFT – DRIVE, RH	1	
	313822	SHAFT – DRIVE, LH	1	
31	313838	COVER – RH KNIFE INNER	1	
	313837	COVER – LH KNIFE INNER	1	

(OPTION) VERTIBLADE™ VERTICAL KNIFE COMPONENTS



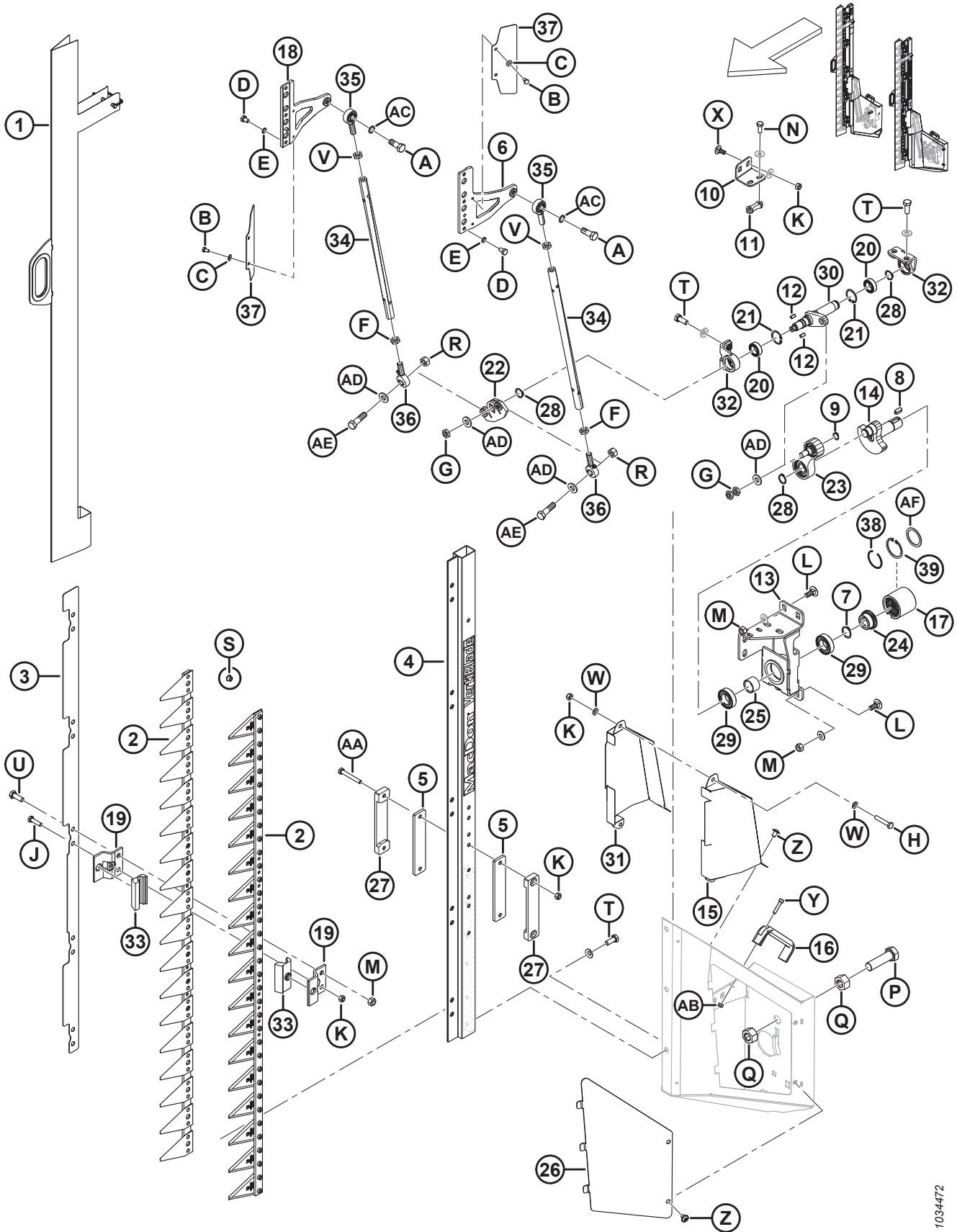
1034472

(OPTION) VERTIBLADE™ VERTICAL KNIFE COMPONENTS

Ref	Part Number	Description	Qty	Serial Number
32	313816	SUPPORT – OUTPUT SHAFT	4	
33	313803	GUIDE	20	
34	313829	TUBE	4	
35	313830	JOINT – BALL	4	
36	313831	JOINT – BALL BEARING	4	
37	313839	DEFLECTOR	4	
38	340077	RING – RETAINING <sup>362</sup>	1	
39	340078	RING – INTERNAL <sup>362</sup>	1	
	23165	DECAL – 50 HR LUBE		
	313881	DECAL – VERTICAL KNIFE HAZARD		
A	313847	SCREW – M12 X 1.75 X 32		
B	136561	BOLT – HEX HD TFL M6 X 1 X 10-8.8-AA1J		
C	30631	WASHER – LOCK SPRING M6		
D	313848	SCREW – HEX M8 X 1 X 12		
E	313849	WASHER – LOCK SCHNORR		
F	313844	NUT – HEX, M12 X 1.75 LH THD LOCK		
G	313845	NUT – HEX M12 X 1.5		
H	30660	BOLT – HEX HD M8 X 1.25 X 45-8.8-AA1J		
J	50140	BOLT – HEX HD M8 X 1.25 X 30-8.8-AA1J		
K	135337	NUT – HEX FLG CTR LK M8 X 1.25-8-AA1J		
L	135785	BOLT – RHSN M10 X 1.5 X 25-8.8-AA1J		
M	135799	NUT – HEX FLG CTR LOC M10 X 1.5-10		
N	136302	BOLT – HEX SER FLG HD TFL M8 X 1.25 X 20-8.8-ZINC		
P	136339	BOLT – HEX HD FINE TFL M20 X 1.5 X 70 X 8.8-ZINC		
Q	136342	NUT – HEX FINE M20 X 1.5 X 10-AA3L		
R	136759	NUT – HEX CTR LOC M12 X 1.75-8-AA1J		
S	152668	NUT – HEX FLG CTR LOC M6 X 1-8		
T	152670	BOLT – HEX FLG HD M10 X 1.5 X 20-SPC-8.8-AA1J		
U	184661	BOLT – HEX HD TFL M10 X 1.5 X 30-8.8-AA1J		
V	184696	NUT – HEX THIN M12 X 1.75-05-AA1J		
W	184708	WASHER – FLAT M8-200HV-AA1J		
X	197171	BOLT – RHSN M8 X 1.25 X 20-8.8-ZINC		
Y	252236	SCREW – HEX SOC M6 X 1 X 25-10.9 AA1T		
Z	252292	SCREW – HEX SOC BTN HD M8 X 1.25 X 12-10.9-AA1J		
AA	252398	BOLT – HEX HD M8 X 1.25 X 60-8.8-ZINC		
AB	136773	NUT – HEX CTR LOC M6 X 1-8-AA1J		

362. Service part for coupling (MD #313809).

(OPTION) VERTIBLADE™ VERTICAL KNIFE COMPONENTS

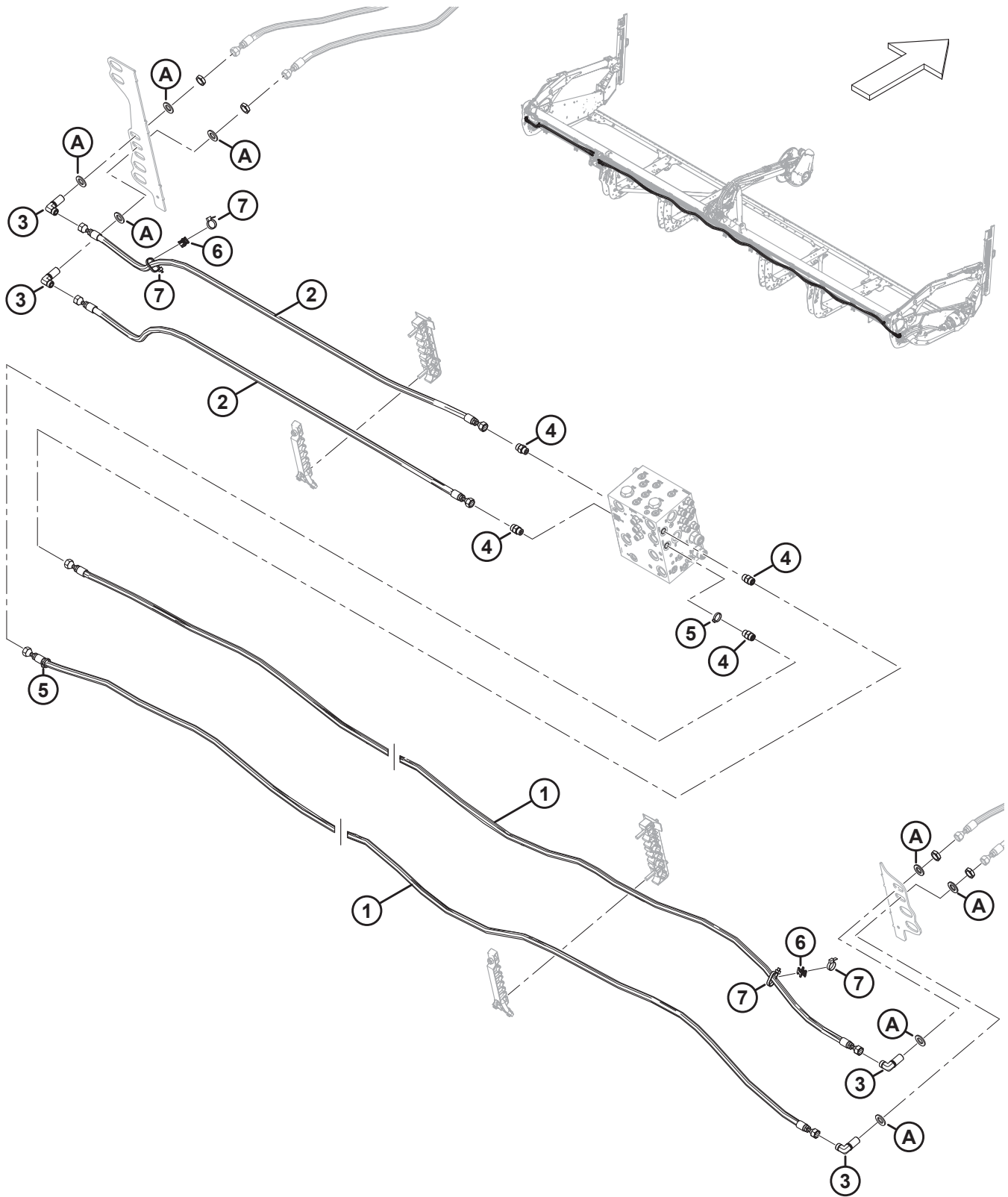


1034472

(OPTION) VERTIBLADE™ VERTICAL KNIFE COMPONENTS

<b>Ref</b>	<b>Part Number</b>	<b>Description</b>	<b>Qty</b>	<b>Serial Number</b>
AC	313846	WASHER – LOCK SCHNORR		
AD	313832	WASHER		
AE	313843	SCREW – M12 X 1.75 X 43		
AF	340076	WASHER <sup>362</sup>		

# 120 (Option) VertiBlade™ Vertical Knife Hydraulics





**(OPTION) VERTIBLADE™ VERTICAL KNIFE HYDRAULICS**

Ref	Part Number	Description	Qty	Serial Number
	B7339	KIT – 25 FT. VERTIBLADE PLUMBING PKG <sup>363</sup>		
	B7127	KIT – 30 FT. VERTIBLADE PLUMBING PKG <sup>363</sup>		
	B7128	KIT – 35 FT. VERTIBLADE PLUMBING PKG <sup>363</sup>		
	B7130	KIT – 41 FT. VERTIBLADE PLUMBING PKG <sup>363</sup>		
	B7410	KIT – 45 FT. VERTIBLADE PLUMBING PKG <sup>363</sup>		
1	323357	HOSE – HYDRAULIC (D225) <sup>364</sup>	2	
	311807	HOSE – HYDRAULIC (D230) <sup>365</sup>	2	
	311810	HOSE – HYDRAULIC (D235) <sup>366</sup>	2	
	311815	HOSE – HYDRAULIC (D241) <sup>367</sup>	2	
	323860	HOSE – HYDRAULIC (D245) <sup>368</sup>	2	
2	323373	HOSE – HYDRAULIC (D225) <sup>364</sup>	2	
	311808	HOSE – HYDRAULIC (D230) <sup>365</sup>	2	
	311811	HOSE – HYDRAULIC (D235) <sup>366</sup>	2	
	311814	HOSE – HYDRAULIC (D241) <sup>367</sup>	2	
	311816	HOSE – HYDRAULIC (D245) <sup>368</sup>	2	
3	136244	FITTING – ELBOW 90° BULKHEAD HYD <sup>369</sup>	4	
	135866	O-RING – Ø1.78 X Ø12.42		
4	135780	FITTING – ADAPTER	4	
	44209	O-RING – Ø2.21 X Ø16.36		
	135866	O-RING – Ø1.78 X Ø12.42		
5	252795	FASTENER – CABLE TIE, PINK	4	
6	134442	SPACER – DUAL SWIVEL SADDLE	2	
7	30753	FASTENER – CABLE TIE, BLACK	4	
	136438	FITTING – ELBOW 45° HYD (NOT ILLUSTRATED) <sup>370</sup>	2	
A	18601	WASHER – FLAT SAE		

363. The kit includes all listed parts to make the header vertical knife (VertiBlade™) ready if not factory configured. Kits are available through Whole Goods only.

364. Used for D225 headers.

365. Used for D230 headers.

366. Used for D235 headers.

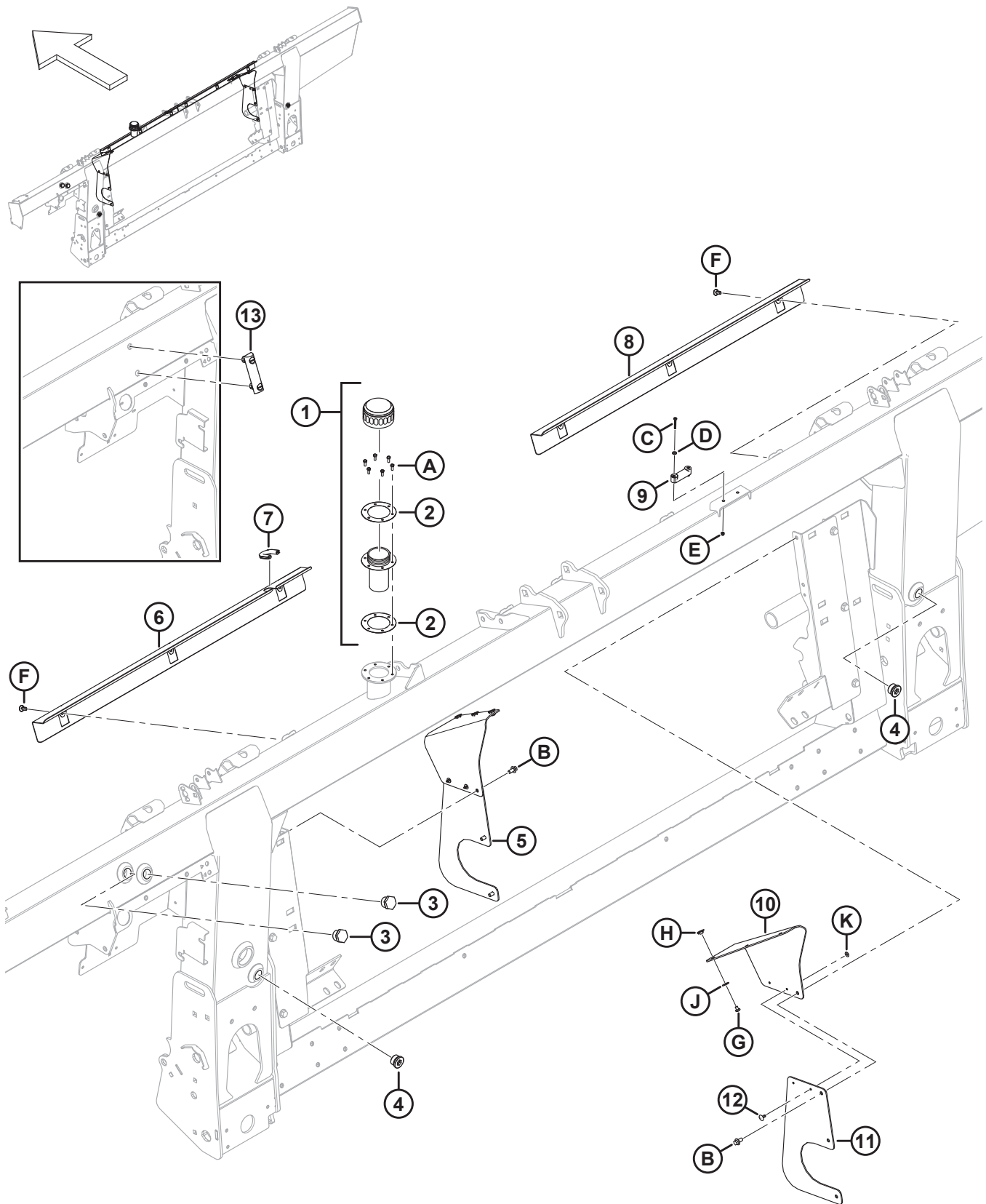
367. Used for D241 headers.

368. Used for D245 headers.

369. The fitting includes a securing nut.

370. This elbow fitting is included in the kit but is used only on headers configured for M Series Windrowers.

# 121 Frame Components – Float Module

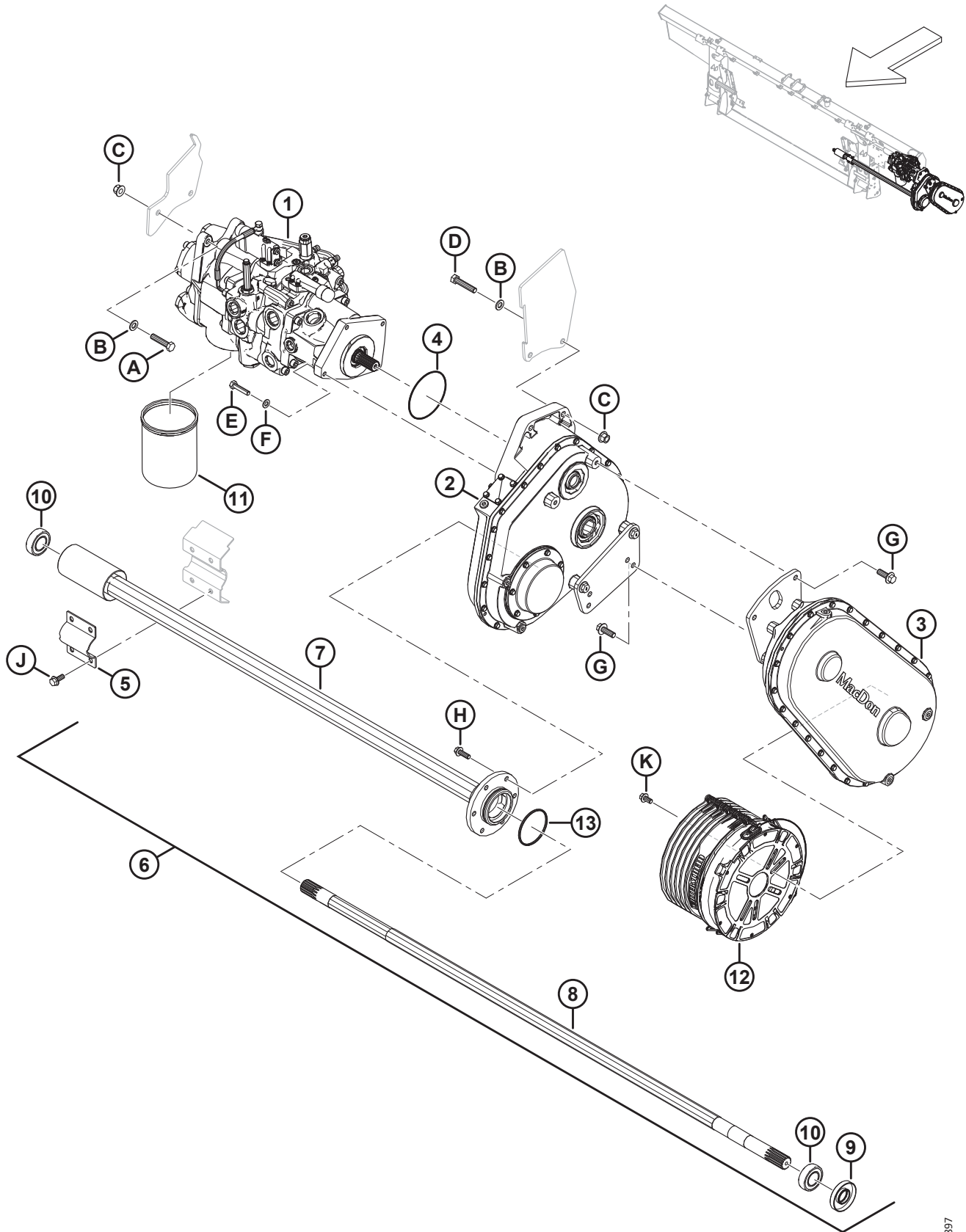


**FRAME COMPONENTS – FLOAT MODULE**

Ref	Part Number	Description	Qty	Serial Number
1	133942	CAP – OIL FILLER <sup>371</sup>	1	
2	304658	GASKET – OIL FILLER (2 PACK)	1	
3	304668	SIGHT GLASS (2022 AND PRIOR) <sup>372</sup>	2	
4	136269	PLUG – HEX SOCKET	2	
	30971	O-RING – Ø2.95 X Ø23.47		
5	357512	KIT – DUST COVER SIDES <sup>373</sup>	A/R	
6	314928	COVER – LH	1	
7	194082	MOULDING	1	
8	322870	COVER – RH	1	
9	322872	LEVEL – BUBBLE	1	
10	357174	FLAP – DUST COVER FILLER	2	
11	357173	COVER – FEED AUGER SIDE	2	
12	293053	RIVET – POP	4	
13	156696	GAUGE – LEVEL (2023 AND LATER) <sup>374</sup>	1	
B	136485	BOLT – HEX FLG HD TFL M8 X 1.25 X 16-8.8-AA1J		
C	320388	SCREW – PAN HD TFL M4 X 0.7 X 30-4.8-ZINC		
D	18798	WASHER – FLAT SAE 7/32 ID X 7/16 IN OD AA1J		
E	197320	NUT – HEX NYLOC M4 X 0.7-8-AA1J		
F	368221	KIT – PUSH-IN CLIP <sup>375</sup>		
G	252291	SCREW – PAN HD M6 X 1 X 8-8.8-AA1J		
H	252051	NUT – TEE M6		
J	184706	WASHER – FLAT LARGE M6-200HV		
K	293054	WASHER – FLAT LARGE M5-200HV-AA1J		

371. Remove the cap and gasket covering the fill hole during shipping (not shown). Retain six screws (MD #135873). Replace the cap and gasket with oil filler cap (MD #133942) which comes complete with oil cap (NSS), filler neck (NSS), and two gaskets (MD #304658). Use the six screws retained from the shipping cap to attach the oil filler cap to the frame. The oil filler cap comes shipped with the frame or can be ordered as a replacement.
372. Sight glass (MD #304668) is used for machines made in model year 2022 and prior.
373. This kit is used to service units with superseded side covers (MD #347558). The kit includes two dust cover filler flaps (MD #357174), two feed auger side covers (MD #357173), four pop rivets (MD #293053), and hardware.
374. Level gauge (MD #156696) is used for machines made in model year 2023 and later.
375. Kit contains 6 push-in clips.

# 122 Pump, Gearbox, and Input Drive



**PUMP, GEARBOX, AND INPUT DRIVE**

<b>Ref</b>	<b>Part Number</b>	<b>Description</b>	<b>Qty</b>	<b>Serial Number</b>
1	337774	PUMP – INTEGRATED <sup>376</sup>	1	
2	308725	DRIVE – FLOAT MODULE MAIN <sup>377</sup>	1	
3	308726	DRIVE – INPUT (CNH) <sup>378</sup>	1	
4	328713	O-RING – 2.62 X 113.97	1	
5	347185	CLAMP – AUGER PIVOT	1	
6	308732	ASSEMBLY – FEED AUGER SHAFT <sup>379</sup>	1	
7	328370	TUBE – OUTPUT	1	
8	308740	SHAFT – OUTPUT	1	
9	308755	SEAL – SHAFT	1	
10	<b>21363</b>	<b>BEARING – SPH OD AND COLLAR C/W 2 SEALS</b>	<b>2</b>	
11	320360	FILTER – HYD C/W 2X SEALS	1	
12	<b>322561</b>	<b>GUARD – COUNTER CONE 250 MM</b>	<b>1</b>	
13	252462	O-RING – 3.18 X 82.55	1	
A	152779	BOLT – HEX HD M12 X 1.75 X 55-8.8-AA1J		
B	184714	WASHER – FLAT REG M12-300HV		
C	136431	NUT – HEX FLG CTR LOC M12 X 1.75-10		
D	152274	BOLT – HEX HD M12 X 1.75 X 60-8.8-AA1J		
E	135335	BOLT – HEX HD M10 X 1.5 X 45-8.8-AA1J		
F	184711	WASHER – FLAT REG M10-200HV-AA1J		
G	152731	BOLT – HEX FLG HD TFL M12 X 1.75 X 35-10.9-AA1J		
H	184665	BOLT – HEX FLG HD M10 X 1.5 X 30-10.9-AA1J		
J	135783	BOLT – HEX FLG HD TFL M10 X 1.5 X 25-10.9-AA1J		
K	152655	BOLT – HEX FLG HD M10 X 1.5 X 20-8.8-AA1J		

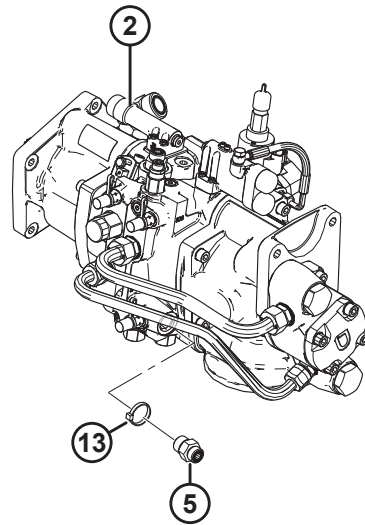
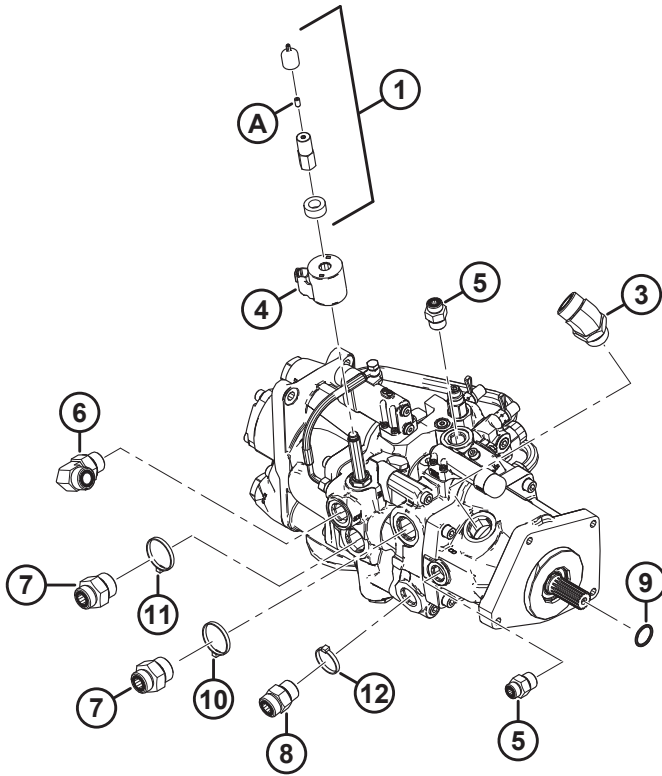
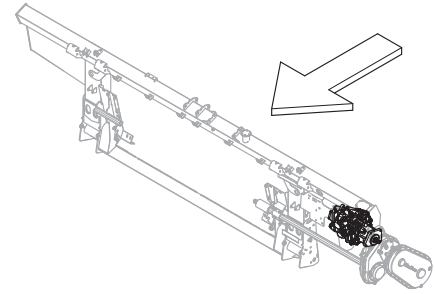
376. For pump assembly, refer to Section [123 Pump Assembly, page 311](#).

377. For gearbox assembly, refer to Section [125 Gearbox Assembly, page 317](#).

378. Used with Case and New Holland combines. For input drive assembly, refer to Section [126 Input Drive Assembly, page 321](#).

379. The feed auger shaft assembly includes shaft seal (MD #308755), collar bearing (MD #21363), output tube (MD #328370), output shaft (MD #328202), insert bearing (MD #328371), O-ring (MD #252462), and two set screws (MD #320418).

# 123 Pump Assembly



**PUMP ASSEMBLY**

<b>Ref</b>	<b>Part Number</b>	<b>Description</b>	<b>Qty</b>	<b>Serial Number</b>
1	328262	KIT – MANUAL OVERRIDE <sup>380</sup>	1	
2	337774	PUMP – INTEGRATED <sup>381</sup>	1	
	322148	SEAL KIT		
3	252814	FITTING – ELBOW 45° HYD	1	
	135554	O-RING – 1.78 X 23.52		
	50220	O-RING – Ø2.95 X Ø29.74		
4	209045	COIL – SOLENOID	1	
5	184463	FITTING – ADAPTER HYD (M1, M2) <sup>382</sup>	3	
	44210	O-RING – Ø2.46 X Ø19.18		
	135866	O-RING – Ø1.78 X Ø12.42		
6	135821	FITTING – ELBOW 90° HYD (SDP) <sup>383</sup>	1	
	30971	O-RING – Ø2.95 X Ø23.47		
	135868	O-RING – Ø1.78 X Ø18.77		
7	135789	FITTING – ADAPTER (KP) <sup>384</sup>	2	
	50220	O-RING – Ø2.95 X Ø29.74		
	135868	O-RING – Ø1.78 X Ø18.77		
8	135788	FITTING – ADAPTER (SDR) <sup>385</sup>	1	
	30971	O-RING – Ø2.95 X Ø23.47		
	135868	O-RING – Ø1.78 X Ø18.77		
9	17006	O-RING – 3.18 X 25.40	1	
10	40704	FASTENER – CABLE TIE, ORANGE	1	
11	40703	FASTENER – CABLE TIE, BLUE	1	
12	40702	FASTENER – CABLE TIE, RED	1	
13	21763	FASTENER – CABLE TIE, BLACK	1	
A	21061	SCREW – SET HEX SOC 1/4-20 X 1/2 GR5 AF0C	1	

380. The kit includes spacer coil (NSS), dust cap (NSS), coil nut (NSS), and set screw (MD #21061).

381. If replacement parts are needed for discontinued seal kit (MD #328281) or discontinued relief valves (MD #322159 and MD #328282), order new integrated pump (MD #337774). For integrated pump service parts, refer to Section [124 Integrated Pump – Service Parts, page 313](#).

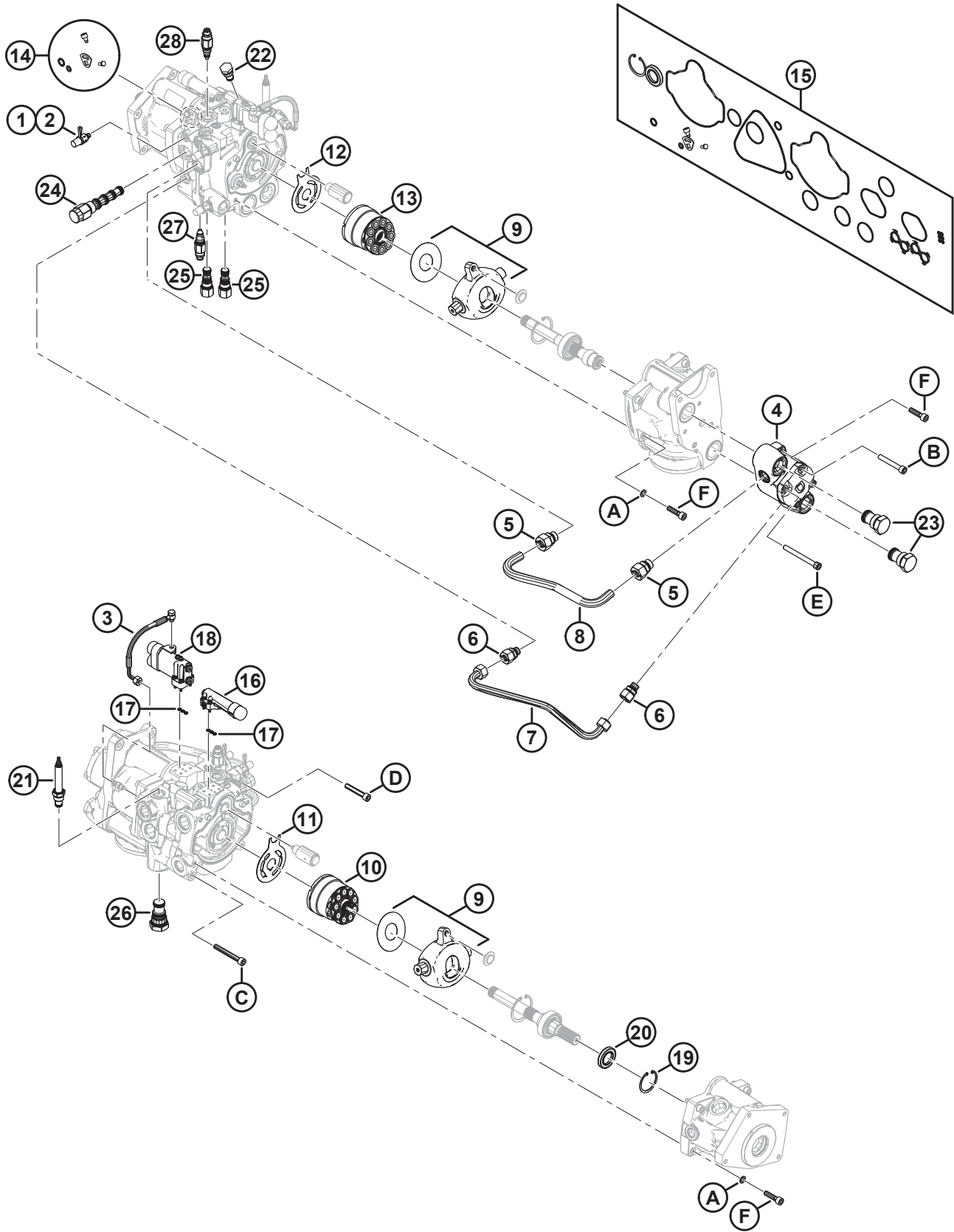
382. Connects to ports M1 and M2.

383. Connects to port SDP.

384. Connects to port KP.

385. Connects to port SDR.

# 124 Integrated Pump – Service Parts





**INTEGRATED PUMP – SERVICE PARTS**

**NOTE:**

All illustrated parts that are **NOT** in the parts list are non-serviced parts, illustrated for reference only.

Ref	Part Number	Description	Qty	Serial Number
	337774	PUMP – INTEGRATED <sup>386</sup>		
1	136900	CAP – DUST	3	
2	134437	FITTING – COUPLING HYD-TEST PORT	3	
3	276790	KIT – LS HOSE AND HARDWARE	1	
4	328288	KIT – 15CC GEAR PUMP W/ HARDWARE	1	
5	328292	FITTING – ADAPTER (18 MM) <sup>387</sup>	2	
6	328293	FITTING – ADAPTER (15 MM) <sup>388</sup>	2	
7	328291	LINE – REVERSE	1	
8	328290	LINE – FORWARD	1	
9	337441	KIT – SWASHPLATE REBUILD	2	
10	328313	KIT – 45CC ROTATING GROUP	1	
11	328312	PLATE – VALVE	1	
12	328311	PLATE – VALVE	1	
13	328310	KIT – 38CC ROTATING GROUP	1	
14	337440	KIT – KNIFE PUMP CAM SEAL	1	
15	328309	KIT – PUMP SEAL	1	
16	<b>328306</b>	<b>KIT – KNIFE DRIVE COMPENSATOR</b> <sup>389</sup>	<b>1</b>	
	<b>357937</b>	<b>CAP – DUST</b>	<b>1</b>	
17	328308	KIT – COMPENSATOR SEALS (LOAD SENSE)	2	
18	<b>328307</b>	<b>KIT – SIDE DRAPER COMPENSATOR</b> <sup>390</sup>	<b>1</b>	
	<b>357937</b>	<b>CAP – DUST</b>	<b>2</b>	
19	328178	RING – RETAINING INTERNAL	1	
20	322142	SEAL – SHAFT	1	
21	328261	VALVE – FLOW CONTROL (MV) <sup>391</sup>	1	
	252351	SEAL KIT		
22	123318	VALVE – CHECK (CV6) <sup>392</sup>	1	
	<b>322148</b>	<b>SEAL KIT</b>		

386. Refer to Section *123 Pump Assembly, page 311*.

387. 18 mm diameter.

388. 15 mm diameter.

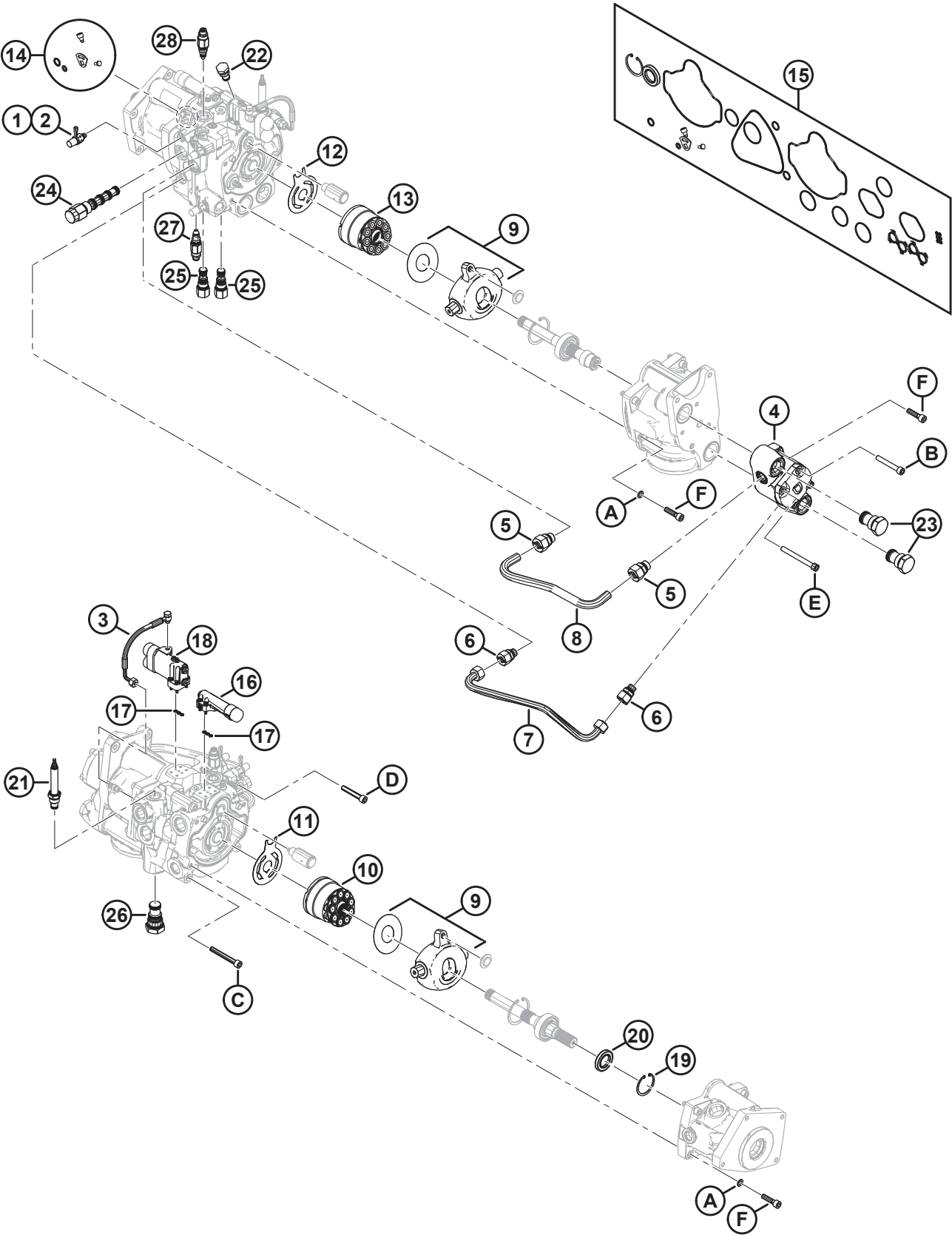
389. The kit includes one compensator (NSS), four M5 bolts (NSS), and one dust cap (MD #357937).

390. The kit includes one compensator (NSS), four M5 bolts (NSS), and two dust caps (MD #357937).

391. Connects to port MV.

392. Connects to port CV6.

INTEGRATED PUMP – SERVICE PARTS



**INTEGRATED PUMP – SERVICE PARTS**

<b>Ref</b>	<b>Part Number</b>	<b>Description</b>	<b>Qty</b>	<b>Serial Number</b>
23	322161	VALVE – CHECK (CV1, CV2) <sup>393</sup>	2	
	328283	SEAL KIT		
24	322160	VALVE – PO 3WAY (DH) <sup>394</sup>	1	
	328269	SEAL KIT		
25	322158	VALVE – PO LOGIC -10 (LE1, LE2) <sup>395</sup>	2	
	322148	SEAL KIT		
26	322157	VALVE – PO LOGIC ELEMENT-16 (LE3) <sup>396</sup>	1	
	322149	SEAL KIT		
27	337773	VALVE – RELIEF (RV2) <sup>397</sup>	1	
	337823	SEAL KIT		
28	337770	VALVE – RELIEF (RV1) <sup>398</sup>	1	
	337823	SEAL KIT		
	328262	KIT – MANUAL OVERRIDE <sup>386</sup>	1	
A	337433	WASHER – M10 SPECIAL		
B	337427	BOLT – SOC HD M10 X 70GR12.9		
C	337431	BOLT – SOC HD M10 X 80GR12.9		
D	337432	BOLT – SOC HD M10 X 60GR12.9		
E	337429	BOLT – SOC HD M10 X 100 GR12.9		
F	337430	BOLT – SOC HD M10 X 40GR12.9		

393. Connects to ports CV1 and CV2.

394. Connects to port DH.

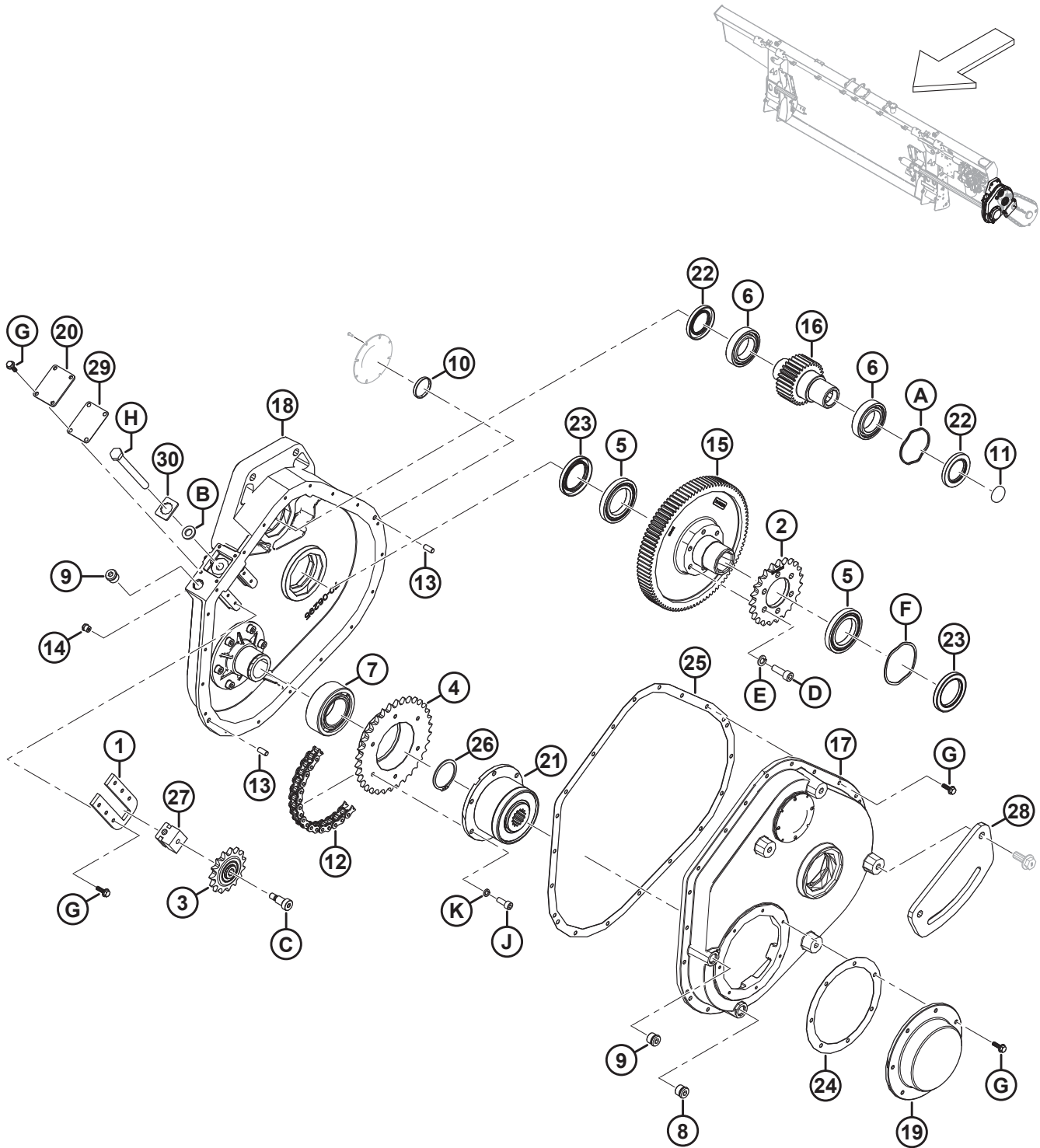
395. Connects to ports LE1 and LE2.

396. Connects to port LE3.

397. Connects to port RV2.

398. Connects to port RV1.

# 125 Gearbox Assembly

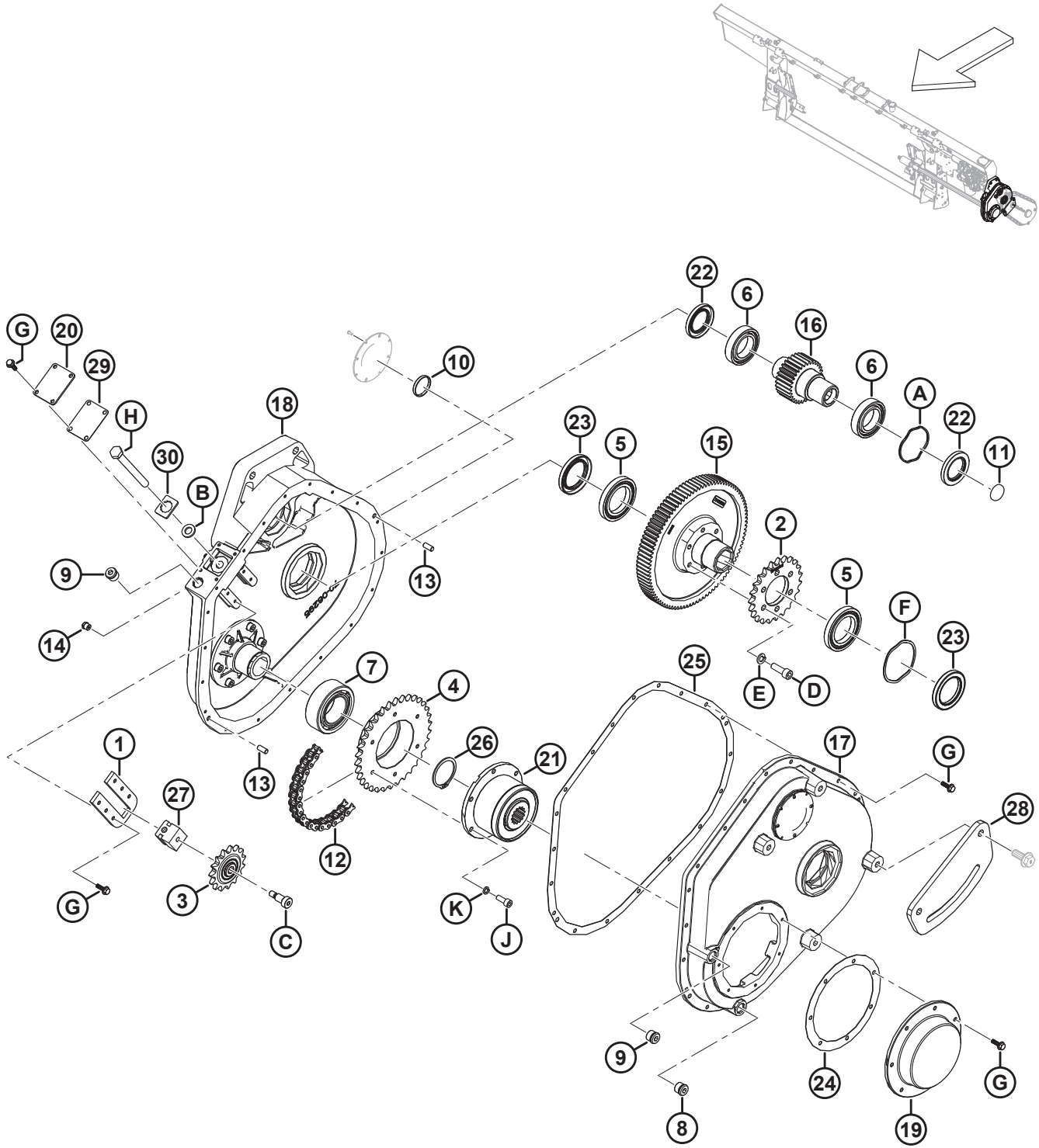


**GEARBOX ASSEMBLY**

<b>Ref</b>	<b>Part Number</b>	<b>Description</b>	<b>Qty</b>	<b>Serial Number</b>
	308725	DRIVE – FLOAT MODULE MAIN		
	347405	KIT – GEARBOX UPDATE <sup>399</sup>	A/R	
1	328181	PLATE – TENSIONER	1	
2	322409	SPROCKET – 50A23	1	
3	328188	SPROCKET – 50B15 C/W BEARING	1	
4	328187	SPROCKET – 50B34	1	
5	322193	BEARING – BALL	2	
6	322192	BEARING – BALL	2	
7	322197	BEARING – DOUBLE ROW BALL	1	
8	328154	PLUG – M18 ORB MAGNETIC	1	
9	328152	PLUG – M18 ORB	1	
10	328186	PLUG	1	
11	328185	PLUG	1	
12	301971	CHAIN – ROLLER, RC-50-56P ENDLESS	1	
13	NSS	PIN – DOWEL	2	
14	328176	BREATHER – 1/8-27 NPT	1	
15	328175	GEAR – 94 TEETH	1	
16	328174	GEAR – 30 TEETH	1	
17	NSS	HOUSING – GEARBOX	1	
18	NSS	HOUSING – GEARBOX	1	
19	328164	COVER – CLUTCH	1	
20	328165	COVER – TENSIONER	1	
21	314082	CLUTCH – WEASLER	1	
22	347416	SEAL – VITON 38 X 62 X 7	2	
23	347417	SEAL – VITON 48 X 72 X 8	2	
24	328161	GASKET – CLUTCH COVER	1	
25	347410	GASKET – FM200 MAIN GEARBOX	1	
26	322195	RING – RETAINING	1	
27	328157	BLOCK – IDLER	1	
28	347349	BRACKET – MAIN CMPLTN JOINT	1	
29	328162	GASKET – TENSIONER	1	
30	<b>368863</b>	<b>PLATE – GEARBOX BOLT</b>	<b>1</b>	
A	328160	WASHER – WAVE SPRING		

399. The gearbox update kit is used to update model year 2020 gearboxes. The kit includes spacers (MD #347408, MD #347409), gasket (MD #347410), two seals (MD #347416), two seals (MD #347417), wave spring washers (MD #328159, MD #328160), gears (MD #328174, MD #328175), ball bearings (MD #322192, MD #322193), sprocket (MD #322409), screws (MD #135401), washers (MD #30632), and instructions.

# GEARBOX ASSEMBLY



1043556

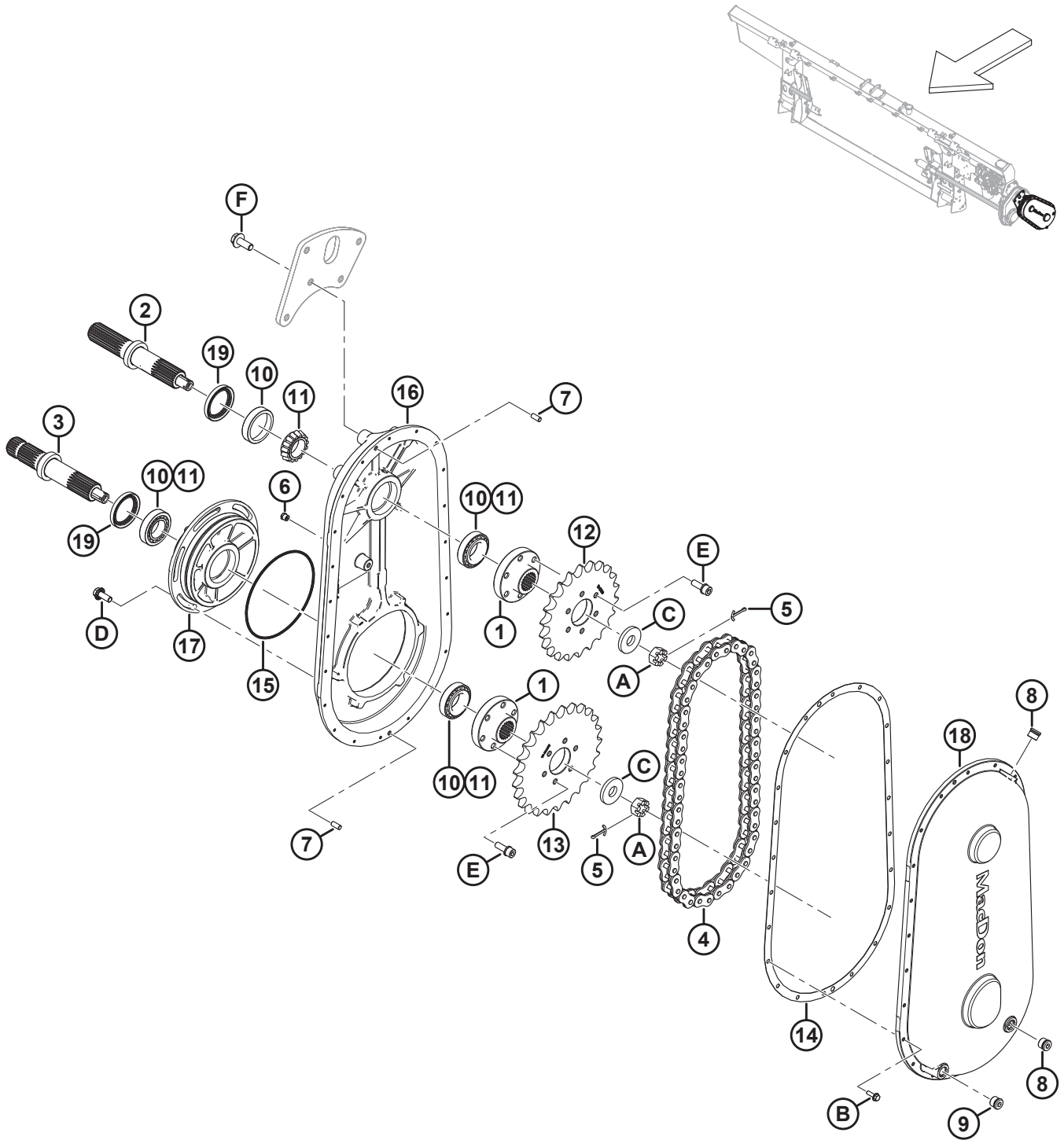
**GEARBOX ASSEMBLY**

<b>Ref</b>	<b>Part Number</b>	<b>Description</b>	<b>Qty</b>	<b>Serial Number</b>
B	184587	WASHER – FLAT 1/2 X 1.25 AA1J		
C	328184	BOLT – SHOULDER 3/8-16 X 3/4 LG		
D	347978	SCREW – CAP M10 X 1.5 X 30		
	135401	SCREW – HEX SOC HD TFL M10 X 1.5 X 30-8.8-AA1J <sup>400</sup>		
E	347975	WASHER – LOCK M10 CAP SCREW		
	30632	WASHER – LOCK SPRING M10 <sup>400</sup>		
F	328159	WASHER – WAVE SPRING		
G	328156	BOLT – SERRATED FLANGE		
H	328158	BOLT – TENSIONER		
J	347977	SCREW – CAP M8 X 1 X 20		
K	347976	WASHER – LOCK M8 CAP SCREW		

---

400. For machines serviced with gearbox update kit (MD #347405).

# 126 Input Drive Assembly





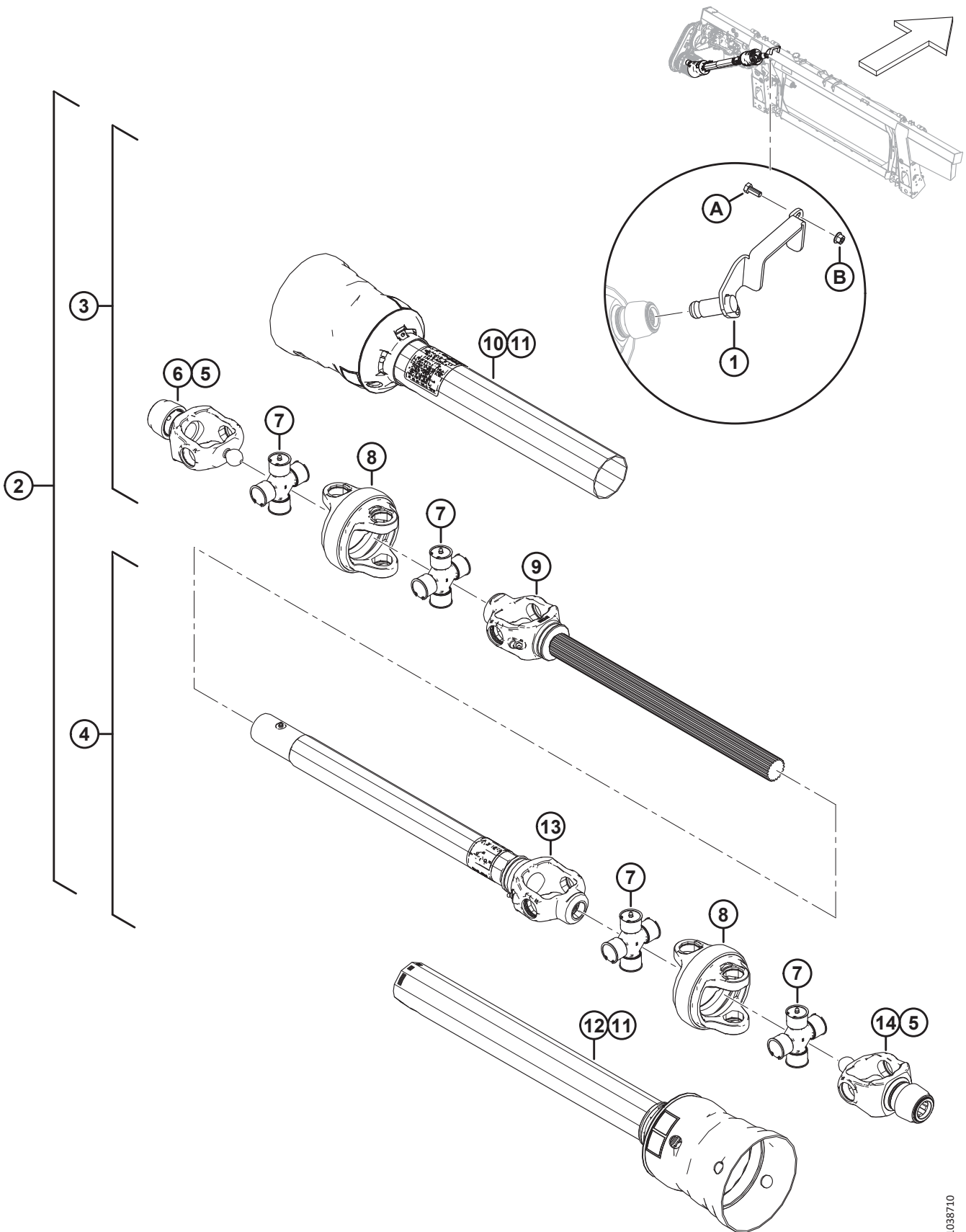
## INPUT DRIVE ASSEMBLY

Ref	Part Number	Description	Qty	Serial Number
	B7041	KIT – CNH INPUT DRIVE SPROCKETS <sup>401</sup>		
	308726	DRIVE – INPUT (CNH) <sup>402</sup>		
1	328203	HUB – SPLINED	2	
2	328202	SHAFT – OUTPUT	1	
3	328201	SHAFT – INPUT	1	
4	328120	CHAIN – RC80 50 PT ENDLESS	1	
5	18607	PIN – COTTER 5/32 DIA X 1.5 ZP	2	
6	328176	BREATHER – 1/8-27 NPT	1	
7	NSS	PIN – DOWEL	2	
8	328152	PLUG – M18 ORB	2	
9	328154	PLUG – M18 ORB MAGNETIC	1	
10	30701	BEARING – CUP	4	
11	30702	BEARING – CONE	4	
12	308852	SPROCKET – 80A22 (CNH)	1	
13	308848	SPROCKET – 80A25 (CNH)	1	
14	328200	GASKET – DRIVE	1	
15	328199	O-RING – #260	1	
16	328198	HOUSING – GEARBOX	1	
17	328197	HOUSING – ECCENTRIC	1	
18	<b>328196</b>	<b>COVER – GEARBOX</b>	<b>1</b>	
19	187477	SEAL	2	
A	5512	NUT – HEX SLOTTED .750-16 UNF ZN PL		
B	328156	BOLT – SERRATED FLANGE		
C	6647	WASHER – FLAT		
D	135783	BOLT – HEX FLG HD TFL M10 X 1.5 X 25-10.9-AA1J		
E	328183	BOLT – M10 X 1.25 X 30 SEMS		
F	320180	BOLT – HEX FLG HD M12 X 1.75 X 30-SPCL-8.8-AA1J		

401. The kit includes gasket (MD #328200), chain (MD #328120), sprockets (MD #308848, MD #308852), and instructions.  
Kits are available through Whole Goods only.

402. Used with Case and New Holland combines.

# 127 Input Driveline and Support – High Angle

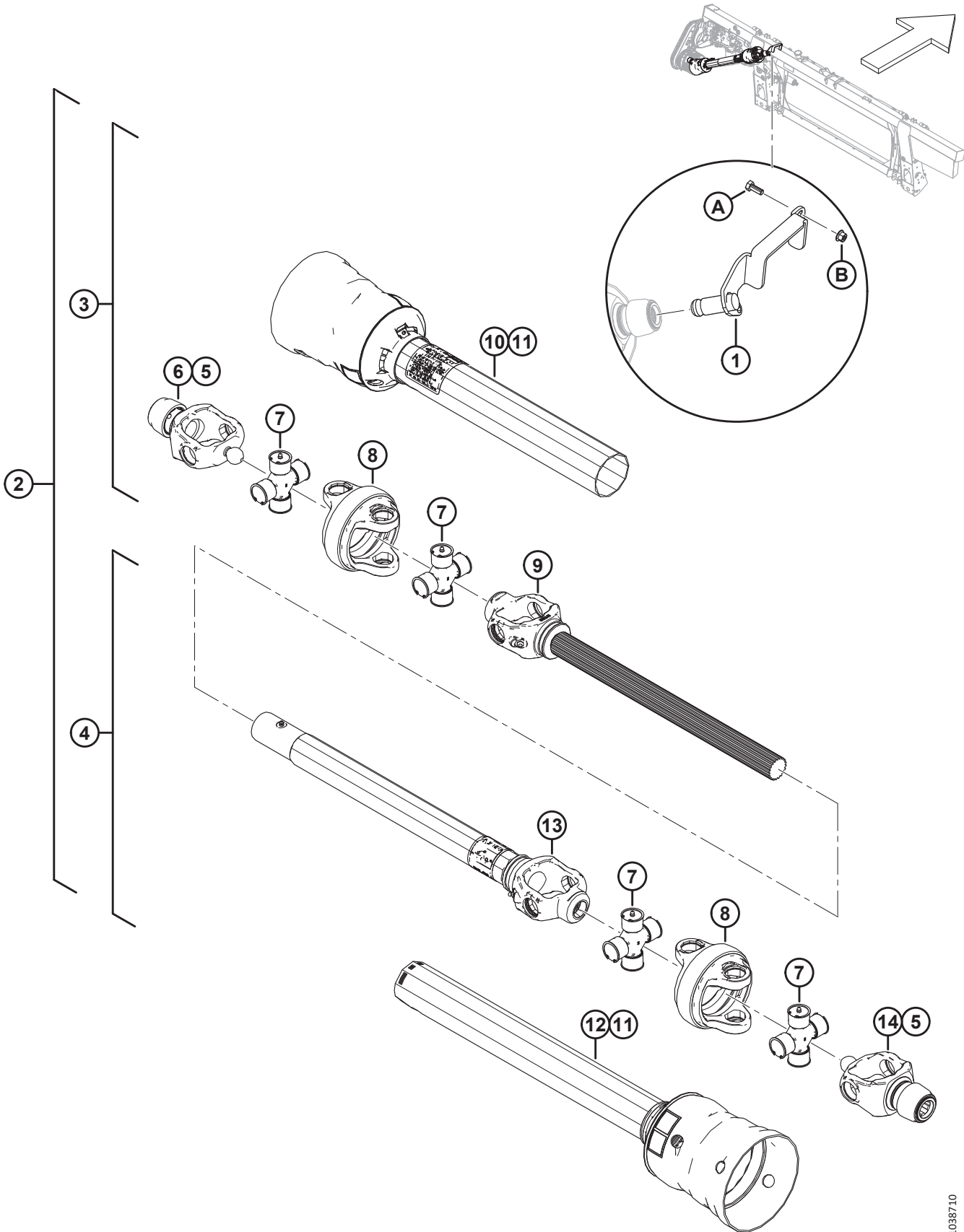


**INPUT DRIVELINE AND SUPPORT – HIGH ANGLE**

<b>Ref</b>	<b>Part Number</b>	<b>Description</b>	<b>Qty</b>	<b>Serial Number</b>
	B7180	KIT – 6T LONG HI-ANGLE DRIVESHAFT <sup>403</sup>		
	B7181	KIT – 21T LONG HI-ANGLE DRIVESHAFT <sup>404</sup>		
	B7326	KIT – 21T MID HI-ANGLE DRIVESHAFT <sup>405</sup>		
1	357064	SUPPORT WELDT – 6T PTO STORAGE <sup>406</sup>	1	
	357012	SUPPORT WELDT – 21T PTO STORAGE <sup>407</sup>	1	
2	322996	DRIVELINE – 6T HIGH ANGLE	1	
	322997	DRIVELINE – 21T HIGH ANGLE LONG	1	
3	337709	DRIVELINE – 6T SHAFT HALF, GUARDED <sup>406</sup>	1	
	337707	DRIVELINE – 21T SHAFT HALF, GUARDED <sup>408</sup>	1	
4	337723	DRIVELINE – 21T TUBE HALF, GUARDED <sup>409</sup>	1	
	337727	DRIVE – 21T TUBE HALF, GUARDED <sup>410</sup>	1	
5	133632	KIT – AUTO LOK REPAIR	2	
6	337711	YOKE – 21T CV	1	
7	337712	CROSS KIT	4	
8	337715	HOUSING CV	2	
9	337716	DRIVELINE – CV YOKE AND SHAFT <sup>411</sup>	1	
10	337717	DRIVELINE – OUTER GUARD	1	
11	337718	DRIVELINE – GUARD REPAIR KIT	2	
12	337720	DRIVELINE – INNER GUARD <sup>409</sup>	1	
	337731	DRIVELINE – INNER GUARD <sup>410</sup>	1	
13	337721	DRIVELINE – YOKE TUBE AND SLEEVE <sup>409</sup>	1	
	337732	DRIVELINE – YOKE TUBE AND SLEEVE <sup>410</sup>	1	
14	337722	6T YOKE CV <sup>406</sup>	1	
	337711	21T YOKE CV <sup>407</sup>	1	
	30316	DECAL – DANGER		
	36651	DECAL – DANGER		

403. Long 6-tooth splined driveline kit for Case and New Holland wide and narrow combines, Sidehill (18%) and Hillside (27%) configurations. Kits are available through Whole Goods only.
404. Long 21-tooth splined driveline kit for Case and New Holland wide and narrow combines, Sidehill (18%) and Hillside (27%) configurations. Kits are available through Whole Goods only.
405. Mid 21-tooth splined driveline kit for Case and New Holland wide and narrow combines with Everest package, and Case and New Holland Hillco Hillside Beaterless (27%) package. Kits are available through Whole Goods only.
406. For long 6-tooth spline drivelines.
407. For 21-tooth spline drivelines.
408. For mid and long 21-tooth spline drivelines.
409. For long 6-tooth and long 21-tooth spline drivelines.
410. For mid 21-tooth spline drivelines.
411. For long 6-tooth, and mid and long 21-tooth spline drivelines.

INPUT DRIVELINE AND SUPPORT – HIGH ANGLE

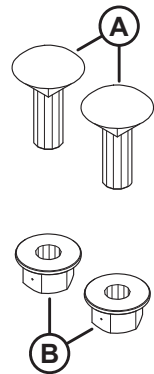
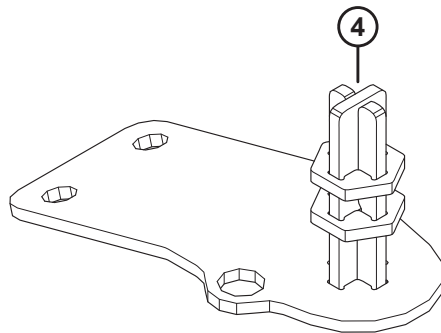
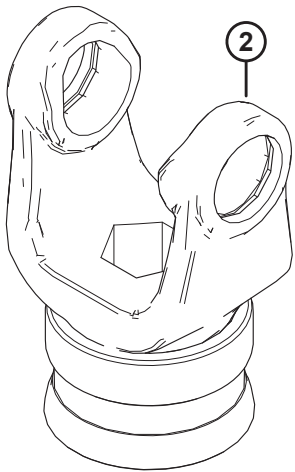
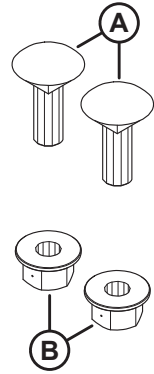
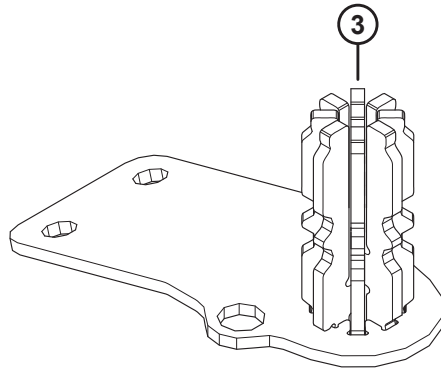
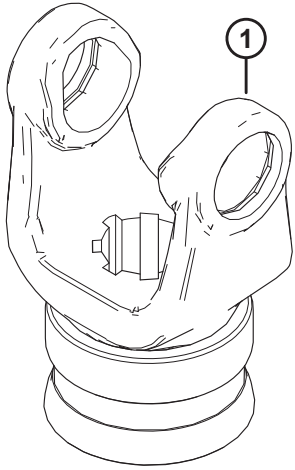


1038710

INPUT DRIVELINE AND SUPPORT – HIGH ANGLE

Ref	Part Number	Description	Qty	Serial Number
A	30627	BOLT – HEX HD TFL M10 X 1.5 X 25-8.8-A3L		
B	135799	NUT – HEX FLG CTR LOC M10 X 1.5-10		

# 128 Input Driveline Conversion Kits



**INPUT DRIVELINE CONVERSION KITS**

<b>Ref</b>	<b>Part Number</b>	<b>Description</b>	<b>Qty</b>	<b>Serial Number</b>
	B7312	KIT – 8T DRIVESHAFT FM200 CONV <sup>412</sup>		
	B7317	KIT – HEX DRIVESHAFT FM200 CONV <sup>412</sup>		
1	314657	YOKE – 8T <sup>413</sup>	1	
2	133641	YOKE – HEX <sup>414</sup>	1	
3	337117	STORAGE WELDT – 8T <sup>413</sup>	1	
4	347722	STORAGE WELDT – HEX <sup>414</sup>	1	
A	184662	BOLT – RHSN TFL M10 X 1.5 X 30-8.8-AA1J		
B	135799	NUT – HEX FLG CTR LOC M10 X 1.5-10		

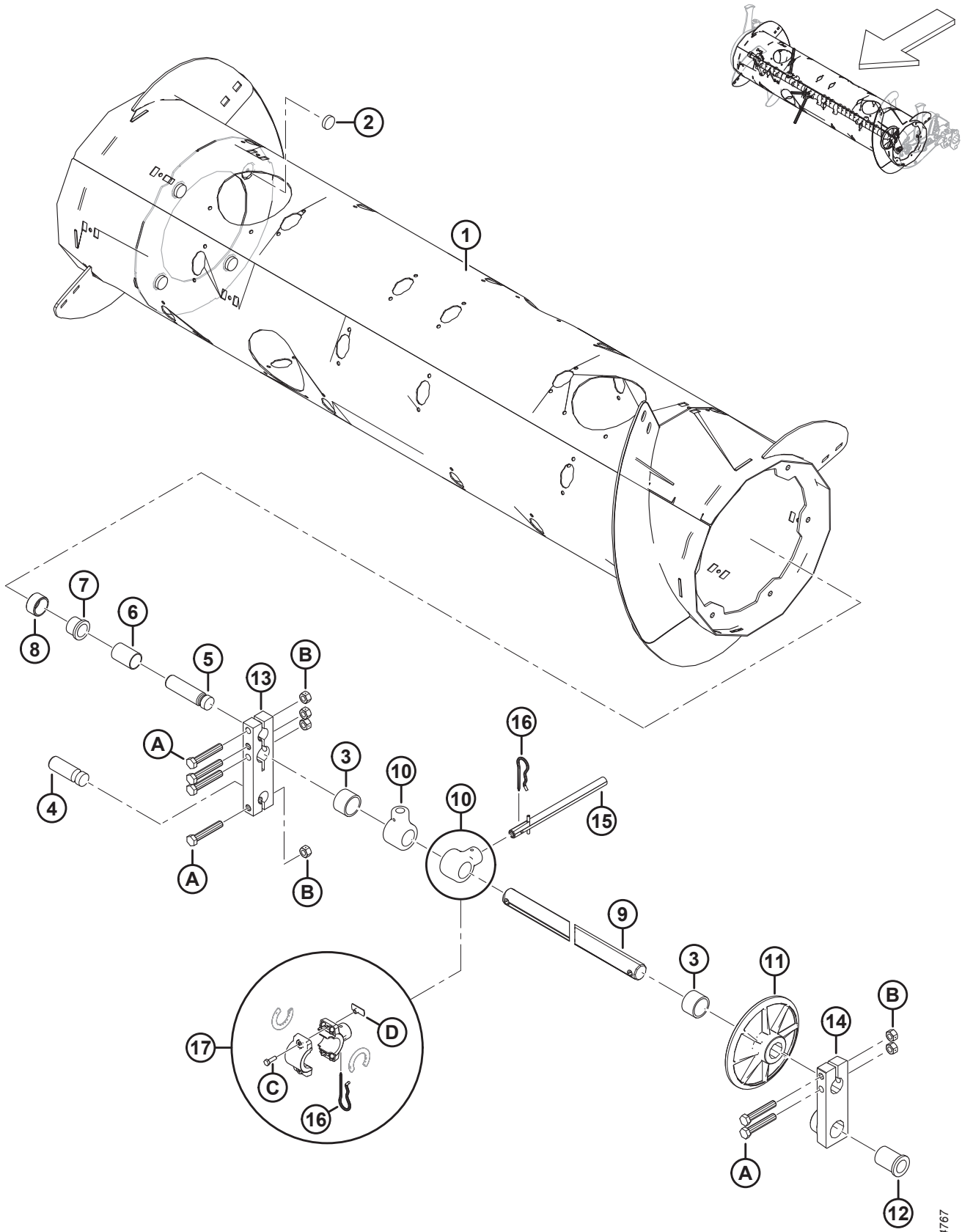
---

412. Kits are available through Whole Goods only.

413. Included in 8-tooth spline driveshaft conversion kit (B7312).

414. Included in hex driveshaft conversion kit (B7317).

# 129 Auger Drum and Internal Components



1034767



**AUGER DRUM AND INTERNAL COMPONENTS**

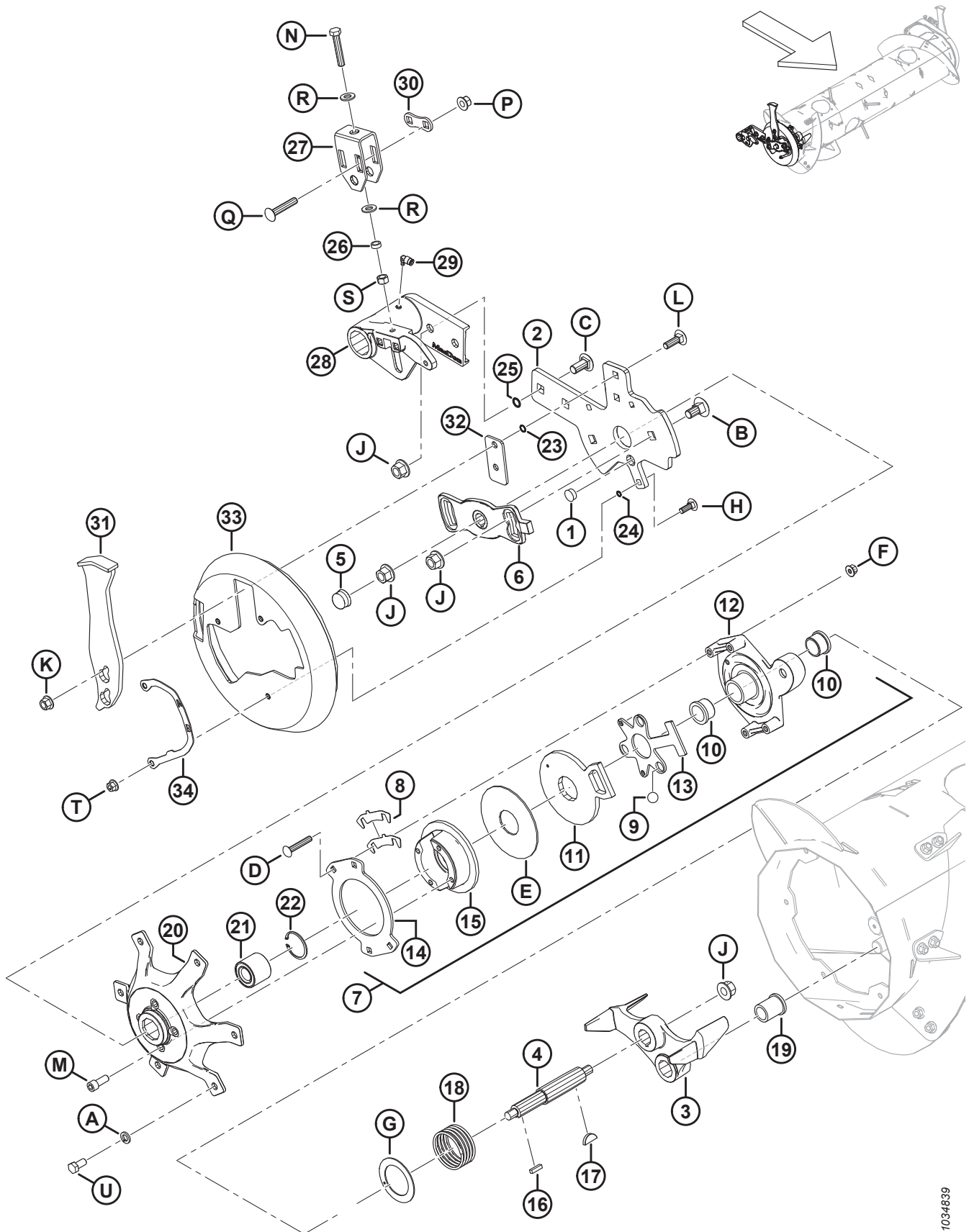
Ref	Part Number	Description	Qty	Serial Number
	322372	ASSEMBLY – FEED AUGER <sup>415</sup>		
1	322397	DRUM – WELDMENT	1	
2	328420	MAGNET – ROUND	4	
3	322770	SPACER TUBE – PLASTIC	2	
4	314062	PIN – PIVOT	1	
5	213660	PIN – PIVOT	1	
6	213657	SPACER	1	
7	133877	BUSHING – PLASTIC FLANGED 1.0 IN.	1	
8	213656	ROLLER	1	
9	308536	SHAFT – FINGER	1	
10	337206	HOLDER – AUGER FINGER	30	
11	248117	WHEEL, GUIDE – FINGERSHAFT	1	
12	248145	BUSHING – FLANGE	1	
13	213608	BLOCK – AUGER SHAFT	1	
14	248538	CASTING – PIVOT BLK, LH, MACH	1	
15	337152	KIT – FINGER <sup>416</sup>	22	
	7642	PIN – SPRING 3/16 DIA X 1.5 LG	A/R	
16	123180	PIN – HAIR	22	
17	276839	KIT – FINGER HOLDER SPLIT 5X (BAG OF 5) <sup>417</sup>	A/R	
A	184675	BOLT – HEX HD M12 X 1.75 X 70-8.8-AA1J		
B	136759	NUT – HEX CTR LOC M12 X 1.75-8-AA1J		
C	252703	BOLT – HEX HD TFL M6 X 1 X 20 X SPCL-12.9-AFOC		
D	197263	NUT – TEE M6 X 1		

415. The complete feed auger assembly includes all listed parts in Section *129 Auger Drum and Internal Components, page 329*, Section *130 Auger Assembly – Right Arm, page 331*, and Section *131 Auger Assembly – Left Arm, page 335*.

416. The finger kit includes solid finger (not sold separately), spring pin (MD #7642), guide (MD #337143), and instructions.

417. The split finger holder kit is used to simplify field replacement of broken one-piece solid finger holders (MD #337206). The kit includes set of five split auger finger holders (NSS), holder spacers (NSS), hair pins (MD #123180), tee nuts (MD #197263), and bolts (MD #252703).

# 130 Auger Assembly – Right Arm

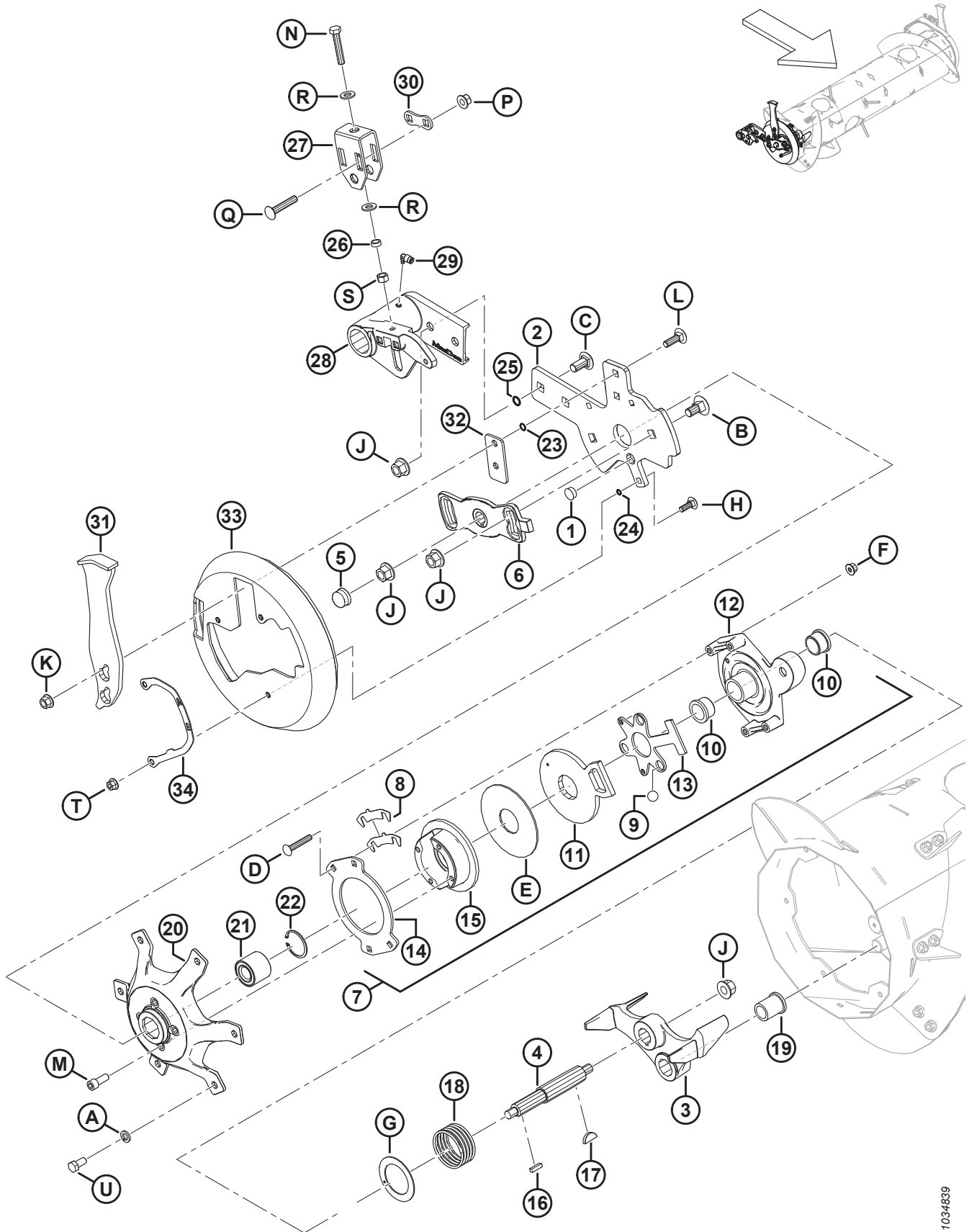


**AUGER ASSEMBLY – RIGHT ARM**

<b>Ref</b>	<b>Part Number</b>	<b>Description</b>	<b>Qty</b>	<b>Serial Number</b>
1	308859	PLUG – HOLE	1	
2	308850	BAR – RH AUGER SUPPORT	1	
3	304520	CASTING – STOP, MACHINING	1	
4	304514	SHAFT – AUGER	1	
5	276140	CAP – PLASTIC	1	
6	213851	CASTING – TIMING PLATE, MACH	1	
7	213802	ASSEMBLY – REVERSING CLUTCH <sup>418</sup>	1	
8	276206	SHIM CLUTCH	4	
9	248285	BALL	3	
10	213859	BUSHING – PLASTIC 1.25 X 1.5 X 1.0	2	
11	213801	ARM, CLUTCH ACTIVATOR – MACH	1	
12	213649	CAST, CLUTCH HOUSING – MACH	1	
13	337124	PLATE – BALL CAGE	1	
14	213554	DISC – CLUTCH	1	
15	213552	DISC, BRAKE – MACHINING	1	
16	213750	KEY, RECT – 6.35 MM SQ 25.5 MM LG	1	
17	213654	KEY – WOODRUFF 1/4 X 1-1/4	1	
18	213679	SPRING – COMPRESSION	1	
19	213659	BUSHING – FLANGE	1	
20	213546	HUB MACHINING RH	1	
21	337284	BEARING – DOUBLE ROW BALL, 52MM OD	1	
22	21235	RING – INT RETAINING	1	
23	183508	O-RING – 1.78 X 10.82	2	
24	183506	O-RING – 1.78 X 7.65	3	
25	50083	O-RING – Ø2.62 X Ø13.94	2	
26	314169	SPACER	1	
27	314136	BRACKET – ADJUSTER	1	
28	<b>308538</b>	<b>PIVOT – RH AUGER, MACHINING</b>	<b>1</b>	
29	301427	FITTING – QUICK DC, 90 DEG	1	
30	187428	SPACER	1	
31	308648	BUMPER – WELDMENT	1	
32	308056	PLATE – SPACER	1	
33	301994	COVER – AUGER END CAP RH	1	
34	276180	PLATE – INDICATOR RH	1	
A	18638	WASHER – REG. LOCK 1/2 IN. NOM. ID AA1J		

418. The reversing clutch assembly includes parts #8–15 and hardware (MD #252701, MD #213731, and MD #135799).

AUGER ASSEMBLY – RIGHT ARM

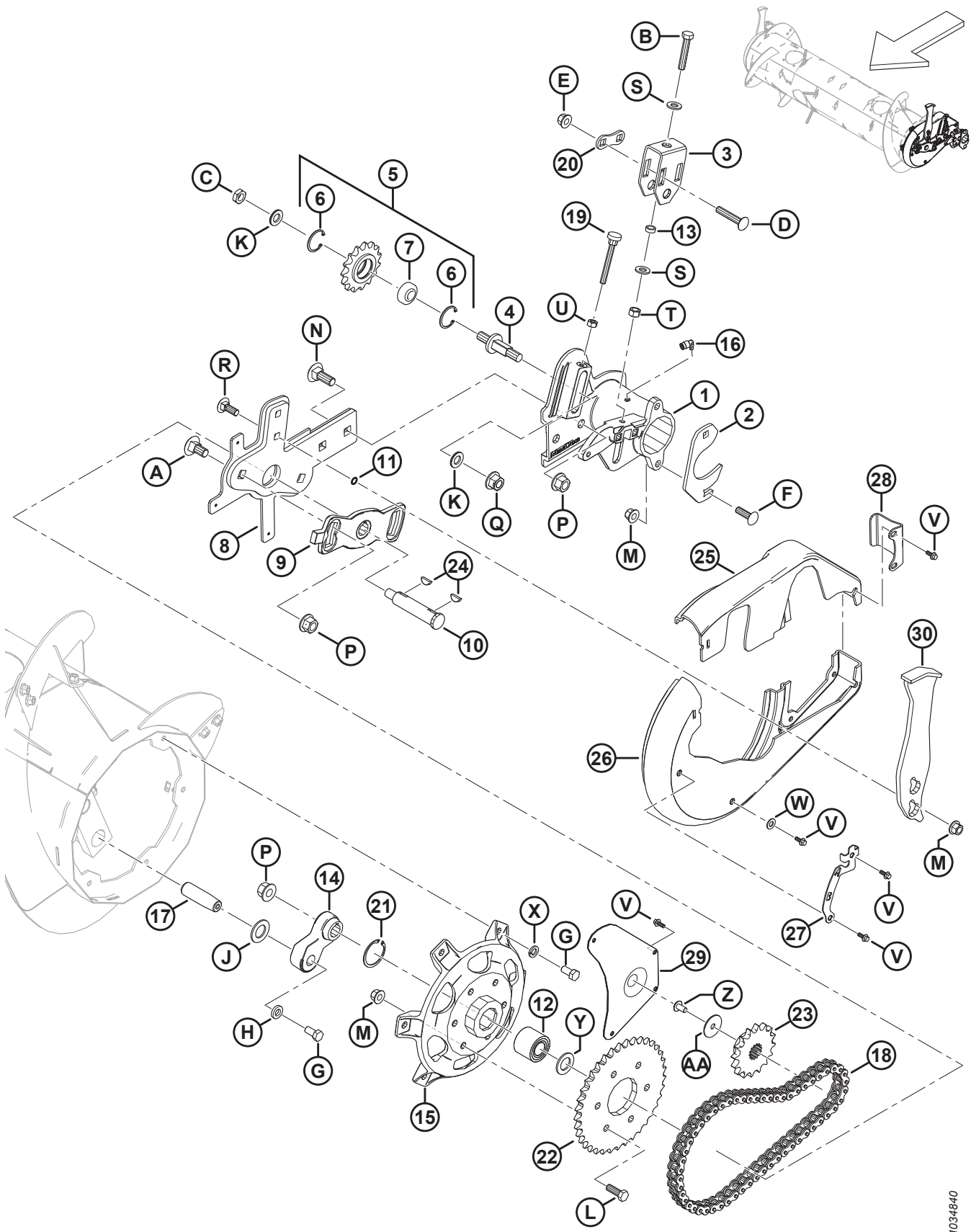


1034839

**AUGER ASSEMBLY – RIGHT ARM**

<b>Ref</b>	<b>Part Number</b>	<b>Description</b>	<b>Qty</b>	<b>Serial Number</b>
B	252691	BOLT – RHSN M16 X 2 X 35-10.9-AA1J		
C	252638	BOLT – RHSSN M16 X 2 X 35-8.8-AA1J		
D	252701	BOLT – RHSSN TFL M10 X 1.5 X 60-8.8-AA1J		
E	213731	WASHER – PLASTIC		
F	135799	NUT – HEX FLG CTR LOC M10 X 1.5-10		
G	213733	WASHER – THRUST		
H	184662	BOLT – RHSN TFL M10 X 1.5 X 30-8.8-AA1J		
J	136440	NUT – HEX FLG CTR LK M16 X 2-10-AA1J		
K	136431	NUT – HEX FLG CTR LOC M12 X 1.75-10		
L	135900	BOLT – RHSN TFL M12 X 1.75 X 40-8.8-ZINC		
M	50154	SCREW – HEX SOC HD TFL M12 X 1.75 X 30-8.8-AA1J		
N	252541	BOLT – HEX HD TFL M12 X 1.75 X 65-8.8-AA3L		
P	252188	NUT – HEX FLG CTR LK M12 X 1.5-10-AA1J		
Q	252187	BOLT – RHSSN M12 X 1.5 X 65-10.9-AA1J		
R	135369	WASHER – HARDENED ASTM F436 1/2		
S	135156	NUT – HEX M12 X 1.75-10-AA1J		
T	136441	NUT – HEX SER FLG M10 X 1.5-8-AA1J		
U	50155	BOLT – HEX HD TFL M12 X 1.75 X 25-8.8-AA1J		

# 131 Auger Assembly – Left Arm



1034840

**AUGER ASSEMBLY – LEFT ARM**

<b>Ref</b>	<b>Part Number</b>	<b>Description</b>	<b>Qty</b>	<b>Serial Number</b>
1	322377	PIVOT – LH AUGER, MACHINING	1	
2	248388	CLAMP – PLATE	1	
3	314136	BRACKET – ADJUSTER	1	
4	213420	SPINDLE – THREADED ADJUSTMENT	1	
5	9333	ASSEMBLY – SPROCKET <sup>419</sup>	1	
6	795	RING – RETAINING	2	
7	9213	BEARING – BALL	1	
8	304931	ARM – LH AUGER SUPPORT WELDT	1	
9	213851	CASTING – TIMING PLATE, MACH	1	
10	301441	SHAFT – AUGER	1	
11	183508	O-RING – 1.78 X 10.82	2	
12	337284	BEARING – BALL DBL ROW 52 MM O.D. <sup>420</sup>	1	
	337804	KIT – LH RTD HUB WITH BEARING <sup>421</sup>	A/R	
13	314169	SPACER	1	
14	304521	ARM – FINGER SHAFT CRANK MACH	1	
15	337276	HUB – MACHINING <sup>420</sup>	1	
	337804	KIT – LH RTD HUB WITH BEARING <sup>421</sup>	A/R	
16	301427	FITTING – QUICK DC, 90 DEG	1	
17	248144	PIN – PIVOT	1	
18	220317	CHAIN – RC-60H, 56 PITCHES RIVETED, ENDLESS	1	
19	213857	THUMBSCREW – M10 X 80	1	
20	187428	SPACER	1	
21	21235	RING – INT. RETAINING (2021 AND LATER) <sup>420</sup>	1	
	181649	RING – RETAINING INTERNAL (2020 AND PRIOR) <sup>422</sup>	A/R	
22	151793	SPROCKET – RC 60 A 37 T	1	
23	151691	SPROCKET – RC 60 B 16 T	1	
24	135290	KEY – WOODRUFF (1/4 X 7/8 NOM.)	2	
25	301993	COVER – LH AUGER, SMALL HALF	1	
26	301992	COVER – LH AUGER, LARGE HALF	1	
27	276183	PLATE – INDICATOR LH	1	
28	213112	PLATE – COVER RETAINER	1	
29	213110	PANEL – ACCESS	1	
30	308648	BUMPER – WELDMENT	1	

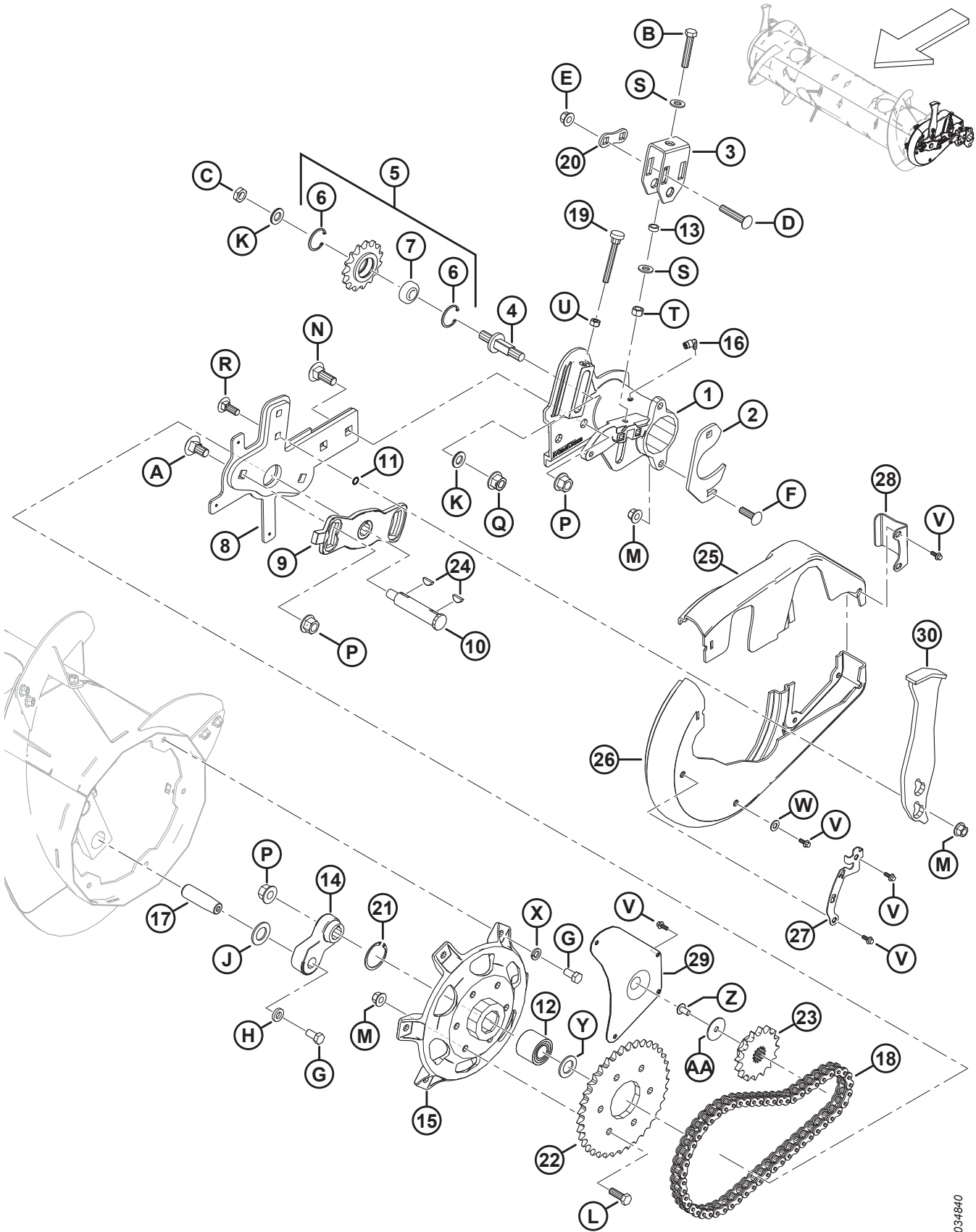
419. The sprocket assembly includes sprocket (NSS), ball bearing (MD #9213), and two retaining rings (MD #795).

420. For model year 2021 and later.

421. Kit is used to service machines made prior to model year 2021. The kit includes hub (MD #337276), bearing (MD #337284), retaining ring (MD #21235), flat washer (MD #123406), and instructions.

422. Retaining ring (MD #181649) is used to service machines made prior to model year 2021.

AUGER ASSEMBLY – LEFT ARM



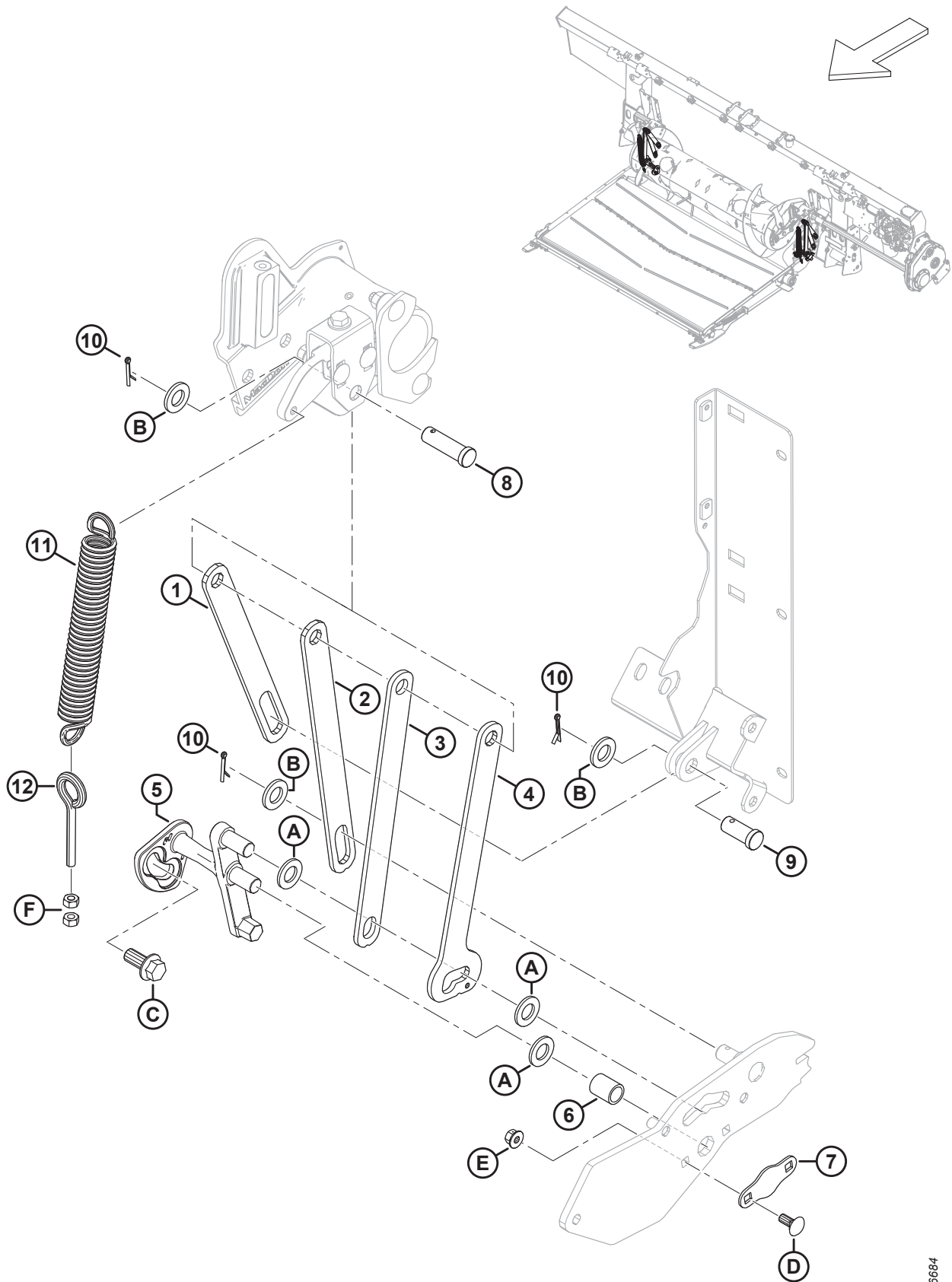
1034840



**AUGER ASSEMBLY – LEFT ARM**

<b>Ref</b>	<b>Part Number</b>	<b>Description</b>	<b>Qty</b>	<b>Serial Number</b>
A	252691	BOLT – RHSN M16 X 2 X 35-10.9-AA1J		
B	252541	BOLT – HEX HD TFL M12 X 1.75 X 65-8.8-AA3L		
C	252288	NUT – HEX THIN FINE M16 X 1.5-04-AA1J		
D	252187	BOLT – RHSSN M12 X 1.5 X 65-10.9-AA1J		
E	252188	NUT – HEX FLG CTR LK M12 X 1.5-10-AA1J		
F	197122	BOLT – RHSSN M12 X 1.75 X 40-8.8-AA1J		
G	50155	BOLT – HEX HD TFL M12 X 1.75 X 25-8.8-AA1J		
H	187518	WASHER – FLAT		
J	156743	WASHER – FLAT		
K	172558	WASHER – NORDLOCK 5/8 IN.		
L	152730	BOLT – HEX HD TFL M12 X 1.75 X 35-10.9-AA1J		
M	136431	NUT – HEX FLG CTR LOC M12 X 1.75-10		
N	136757	BOLT – RHSN M16 X 2 X 45-8.8-AAJ1		
P	136440	NUT – HEX FLG CTR LK M16 X 2-10-AA1J		
Q	136736	NUT – HEX FLG TOP LOCK M16 X 1.5-10-AA2L		
R	136291	BOLT – RHSN TFL M12 X 1.75 X 35-8.8-ZINC		
S	135369	WASHER – HARDENED ASTM F436 1/2		
T	135156	NUT – HEX M12 X 1.75-10-AA1J		
U	30505	NUT – HEX M10 X 1.5-10-AA1J		
V	252639	BOLT – HEX FLG HD M6 X 1 X 16 X SPCL-8.8-AA2L		
W	18598	WASHER – FLAT SAE 13/32 ID X 13/16 IN OD AA1J		
X	18638	WASHER – REG. LOCK 1/2 IN. NOM. ID AA1J		
Y	123406	WASHER – FLAT <sup>420</sup>		
Z	135157	SCREW – MACHINE		
AA	31465	WASHER – FLAT		

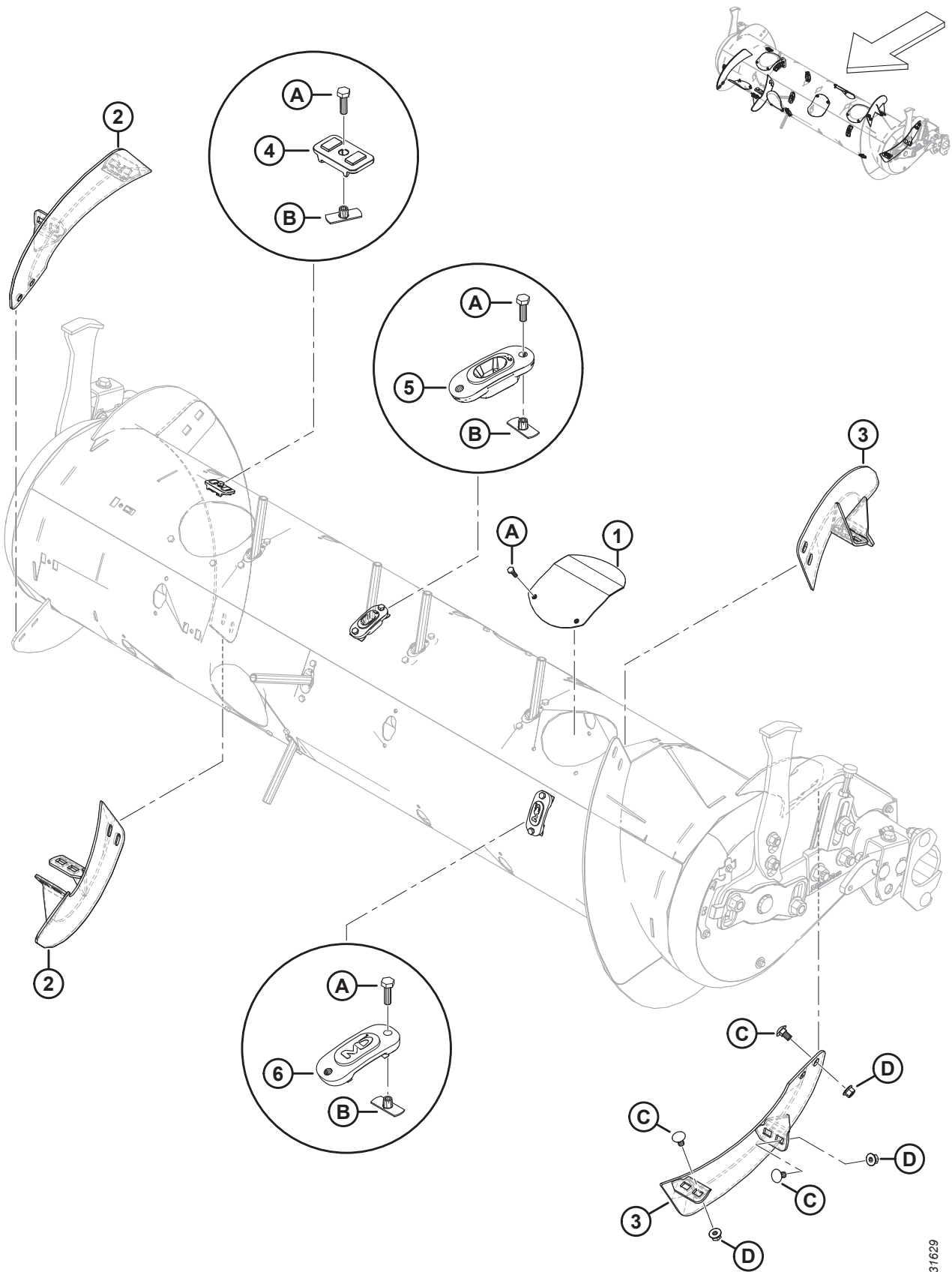
# 132 Auger – Float Linkage



**AUGER – FLOAT LINKAGE**

<b>Ref</b>	<b>Part Number</b>	<b>Description</b>	<b>Qty</b>	<b>Serial Number</b>
1	322914	BAR – AUGER SUPPORT, LIMITER	2	
2	301805	BAR – AUGER SUPPORT, REAR	2	
3	301806	BAR – AUGER SUPPORT, FRONT	2	
4	301807	BAR – AUGER SUPPORT DUAL POSITION	2	
5	337362	LEVER – LH CRANK LOCK, MACHINED	1	
	337366	LEVER – RH CRANK LOCK, MACHINED	1	
6	248348	TUBE – SPACER	2	
7	248349	PLATE – SECURING	2	
8	322970	PIN – CLEVIS, 50 MM LG	2	
9	11814	PIN – CLEVIS, 30 MM LG	2	
10	18648	PIN – COTTER 3/16 DIA X 1.25 ZP	6	
11	245966	SPRING – EXTENSION	2	
12	231448	EYE BOLT – M10 X 1.5 X 70-4.8-AA1J	2	
A	18601	WASHER – FLAT SAE		
B	112130	WASHER – HARD ASTM F436 3/4 IN. NOM. ID ABOC		
C	136378	BOLT – HEX FLG HD TFL M16 X 2 X 35-10.9		
D	135785	BOLT – RHSN M10 X 1.5 X 25-8.8-AA1J		
E	135799	NUT – HEX FLG CTR LOC M10 X 1.5-10		
F	30505	NUT – HEX M10 X 1.5-10-AA1J		

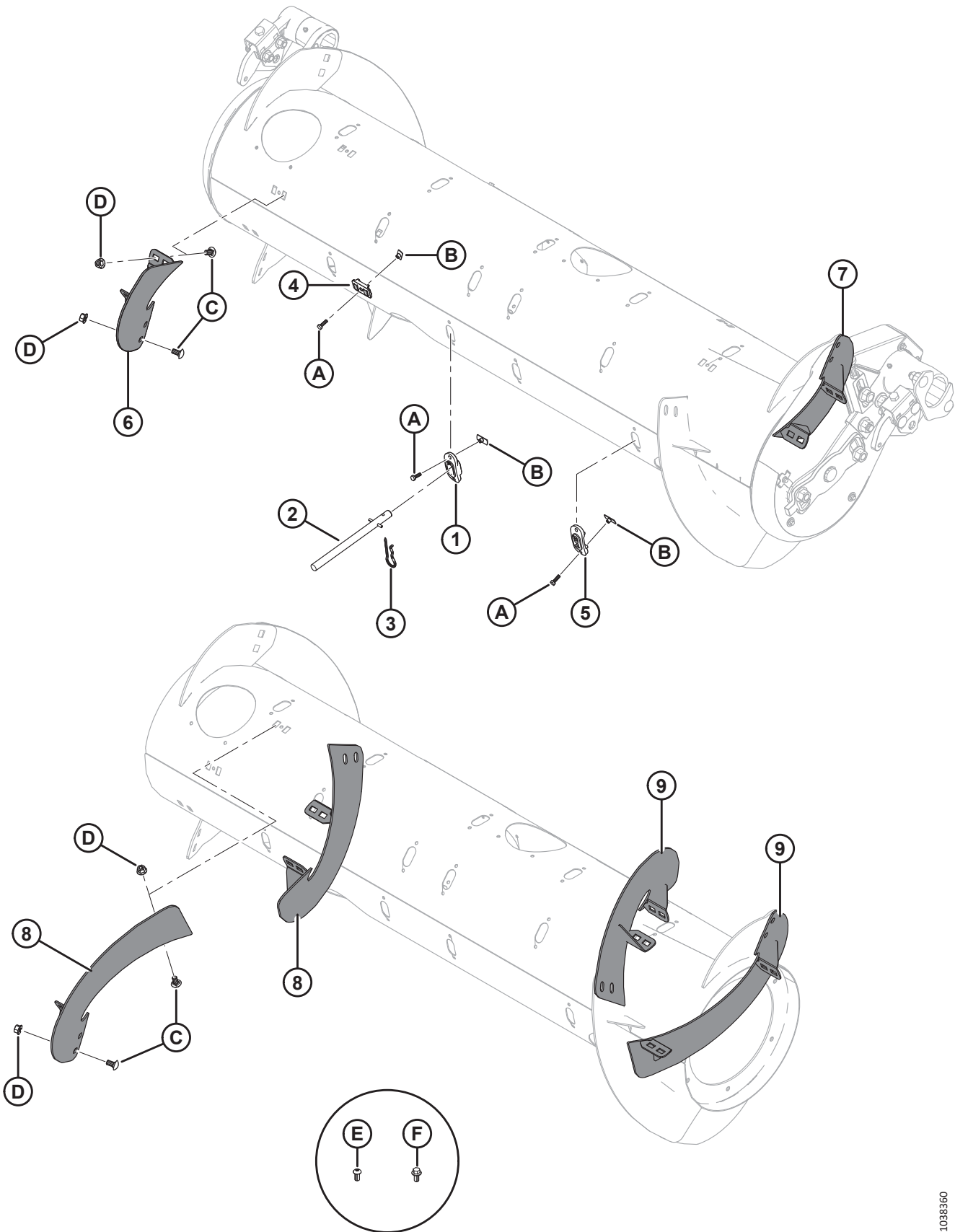
# 133 Auger Completion



**AUGER COMPLETION**

<b>Ref</b>	<b>Part Number</b>	<b>Description</b>	<b>Qty</b>	<b>Serial Number</b>
1	304494	COVER WELDMENT	6	
2	287887	FLIGHTING – RH, MEDIUM, HIWEAR	2	
3	287888	FLIGHTING – LH, MEDIUM, HIWEAR	2	
4	213084	PLUG – FLIGHTING SLOT	4	
5	337143	GUIDE	22	
6	187137	PLUG	8	
A	252703	BOLT – HEX HD TFL M6 X 1 X 20 X SPCL-12.9-AF0C		
B	197263	NUT – TEE M6 X 1		
C	136178	BOLT – RHSN M10 X 1.5 X 20-8.8-AA1J		
D	135799	NUT – HEX FLG CTR LOC M10 X 1.5-10		

# 134 Auger Conversion Kits – Fingers and Flighting



**AUGER CONVERSION KITS – FINGERS AND FLIGHTING**

Ref	Part Number	Description	Qty	Serial Number
	B7343	KIT – FEED AUGER FINGERS, 4 PCS <sup>423</sup>		
	B7344	KIT – FLIGHTING, SHORT HI-WEAR <sup>424</sup>		
	B7345	KIT – FLIGHTING, LONG HI-WEAR <sup>425</sup>		
	357233	KIT – FLIGHTING, SHORT HI-WEAR <sup>426</sup>		
	357234	KIT – FLIGHTING, LONG HI-WEAR <sup>427</sup>		
1	337143	GUIDE	4	
2	337152	KIT – FINGER <sup>428</sup>	4	
3	123180	PIN – HAIR	4	
4	213084	PLUG – FLIGHTING SLOT	4	
5	187137	PLUG <sup>429</sup>		
6	287887	FLIGHTING, RTD – RH, MED (HI WEAR)	1	
7	287888	FLIGHTING, RTD – LH, MED (HI WEAR)	1	
8	287890	FLIGHTING, RTD – RH, LONG (HI WEAR)	2	
9	287889	FLIGHTING, RTD – LH, LONG (HI WEAR)	2	
A	252703	BOLT – HEX HD TFL M6 X 1 X 20 X SPCL-12.9-AA2L		
B	197263	NUT – TEE M6 X 1		
C	136178	BOLT – RHSN M10 X 1.5 X 20-8.8-AA1J		
D	135799	NUT – HEX FLG CTR LOC M10 X 1.5-10-A3L		
E	135723	SCREW – HEX SOC BTN HD M10 X 1.5 X 20-10.9-AA1J <sup>430</sup>		
F	152655	BOLT – HEX FLG HD M10 X 1.5 X 20-8.8-AA1J <sup>431</sup>		

423. Includes four solid fingers (MD #337152), guides (MD #337143), hair pins (MD #123180), flighting slots plugs (MD #213084), and hardware. Kits are available through Whole Goods only.

424. Includes one pair of short flighting (MD #287887 and MD #287888), four flighting slots plugs (MD #213084), four plugs (MD #187137), and hardware. Kits are available through Whole Goods only.

425. Includes two pairs of long flighting (MD #287889 and MD #287890), twelve plugs (MD #187137), and hardware. Kits are available through Whole Goods only.

426. Includes one pair of short flighting (MD #287887 and MD #287888), four flighting slots plugs (MD #213084), four plugs (MD #187137), hardware, and instructions.

427. Includes two pairs of long flighting (MD #287889 and MD #287890), twelve plugs (MD #187137), hardware, and instructions.

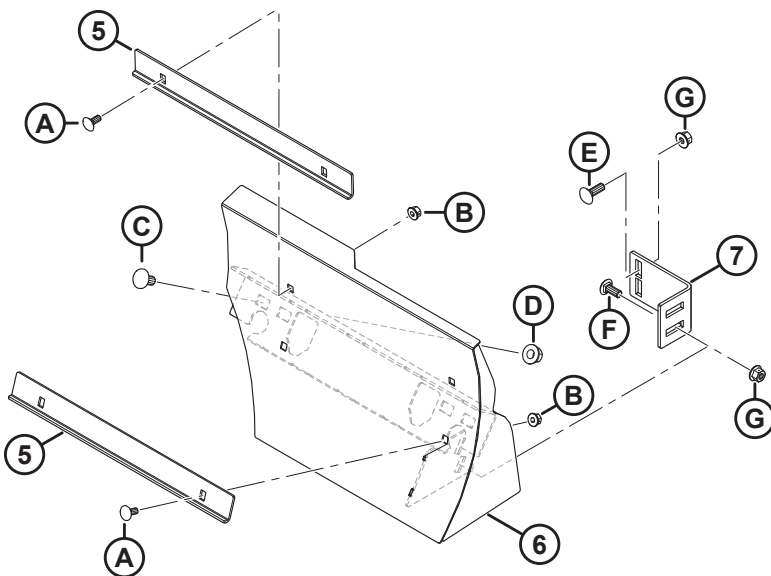
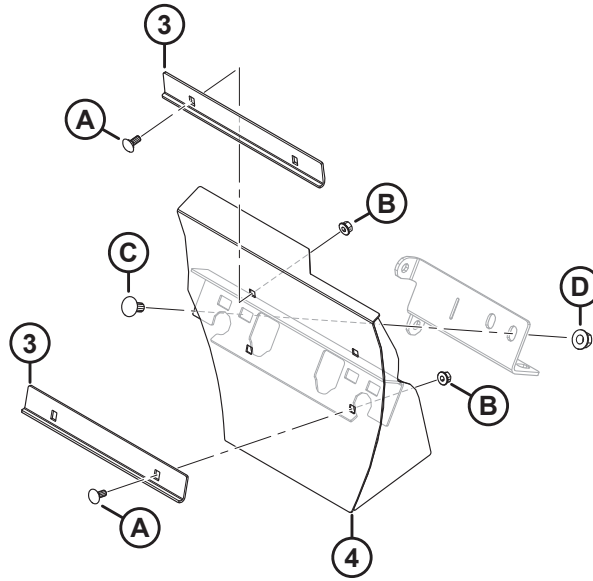
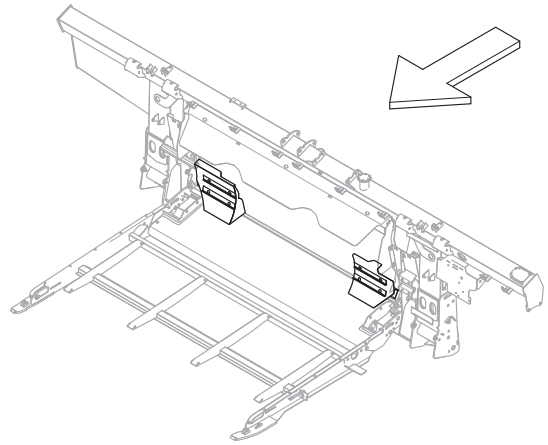
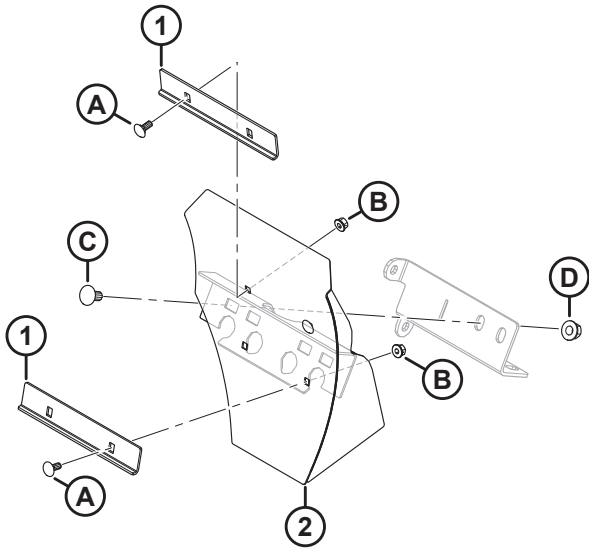
428. Includes solid finger (not sold separately), spring pin (MD #7642), guide (MD #337143), and instructions.

429. Quantities: B7344 = 4; B7345 = 12

430. For Ultra Narrow Configuration only; used on the new holes drilled in the flighting.

431. For Ultra Narrow Configuration only; used on the new holes drilled in the feed auger.

# 135 Auger – Crop Deflector Kits



1040684



**AUGER – CROP DEFLECTOR KITS**

<b>Ref</b>	<b>Part Number</b>	<b>Description</b>	<b>Qty</b>	<b>Serial Number</b>
	B7348	KIT – DEFLECTORS, MEDIUM FEED AUGER <sup>432</sup>		
	B7347	KIT – DEFLECTORS, NARROW FEED AUGER <sup>433</sup>		
	B7314	KIT – DEFLECTORS, ULTRA NARROW <sup>434</sup>		
1	314680	ANGLE – SHORT STRIPPER <sup>435</sup>	4	
2	337777	DEFLECTOR – SHORT RH WELDT <sup>435</sup>	1	
	337778	DEFLECTOR – SHORT LH WELDT <sup>435</sup>	1	
3	328085	ANGLE – LONG STRIPPER <sup>436</sup>	4	
4	337779	DEFLECTOR – LONG RH WELDT <sup>436</sup>	1	
	337780	DEFLECTOR – LONG LH WELDT <sup>436</sup>	1	
5	328758	ANGLE – ULTRA LONG STRIPPER <sup>437</sup>	4	
6	328760	DEFLECTOR – ULTRA LONG WELDT RH <sup>437</sup>	1	
	328756	DEFLECTOR – ULTRA LONG WELDT LH <sup>437</sup>	1	
7	328763	FILLER BRACKET <sup>437</sup>	2	
A	197171	BOLT – RHSN M8 X 1.25 X 20-8.8-ZINC		
B	135337	NUT – HEX FLG CTR LK M8 X 1.25-8-AA1J		
C	152439	BOLT – RHSSN M12 X 1.75 X 25-8.8-AA1J		
D	136431	NUT – HEX FLG CTR LOC M12 X 1.75-10		
E	184662	BOLT – RHSN TFL M10 X 1.5 X 30-8.8-AA1J		
F	136506	BOLT – RHSSN M10 X 1.5 X 25-8.8-AA1J		
G	135799	NUT – HEX FLG CTR LOC M10 X 1.5-10		

432. For feeder opening widths of approximately 1317 mm (52 in.). Kits are available through Whole Goods only.

433. For feeder opening widths of approximately 1115 mm (44 in.). Kits are available through Whole Goods only.

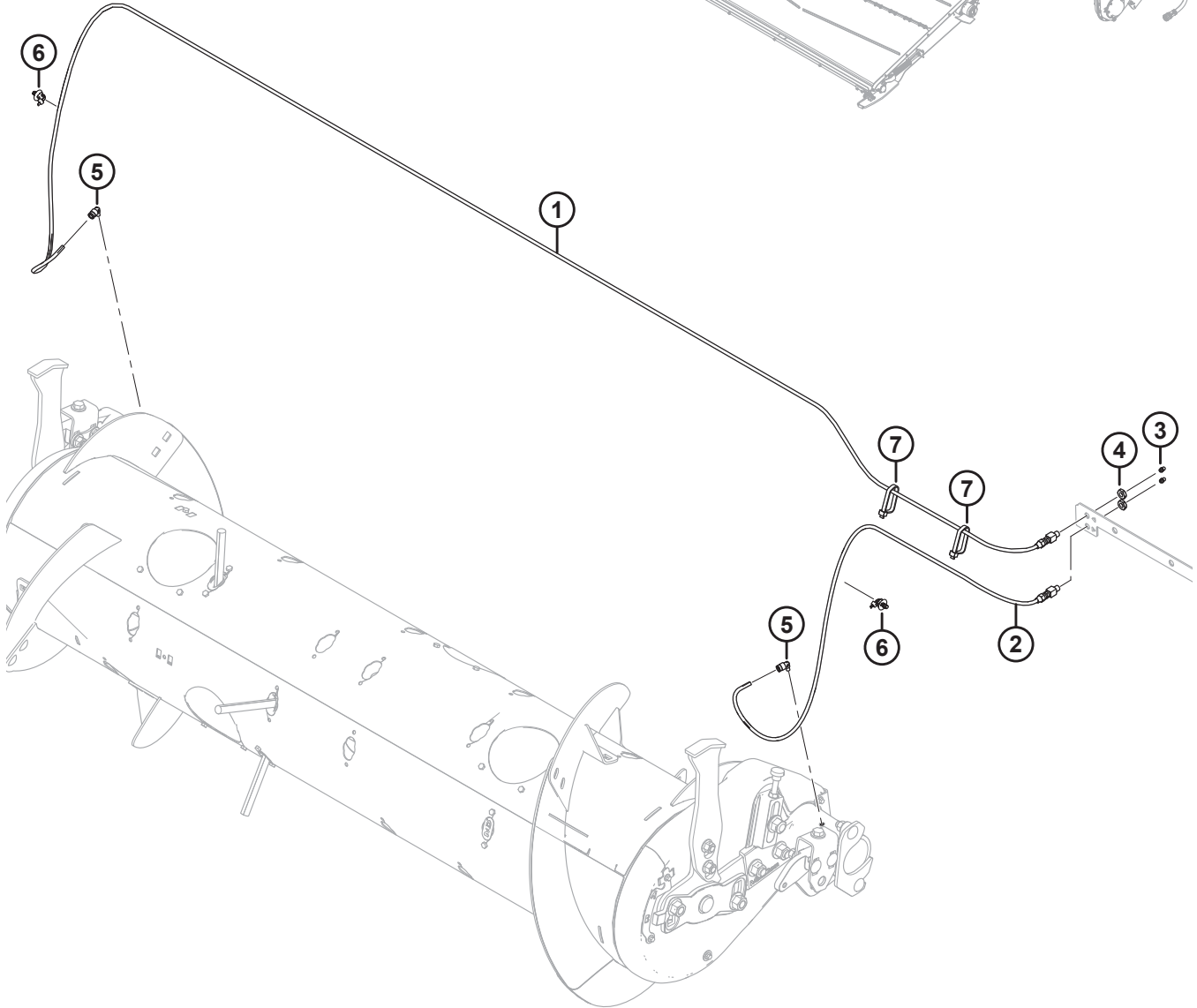
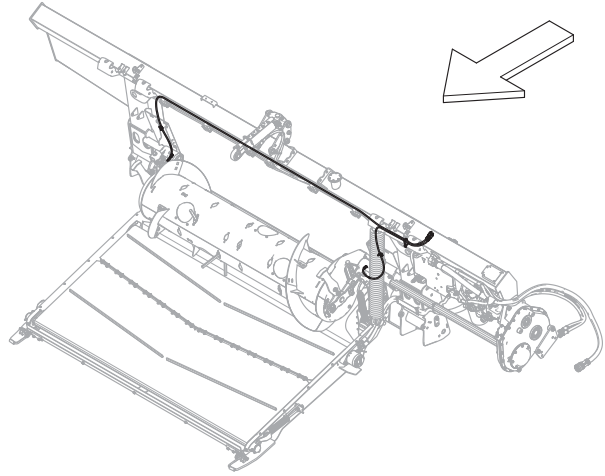
434. For feeder opening widths of approximately 896 mm (35 in.). Kits are available through Whole Goods only

435. Included in B7348.

436. Included in B7347.

437. Included in B7314.

# 136 Auger – Grease Lines



**AUGER – GREASE LINES**

<b>Ref</b>	<b>Part Number</b>	<b>Description</b>	<b>Qty</b>	<b>Serial Number</b>
1	322961	GREASE LINE – 3170 MM LG <sup>438</sup>	1	
2	322962	GREASE LINE – 1165 MM LG <sup>438</sup>	1	
3	18671	FITTING – LUBE 1/4 - 28 UNF	2	
4	320259	NUT – HEX 1/8-27 NPSM-SPCL-GR2-ZINC	2	
5	301427	FITTING – QUICK DC, 90°	2	
6	136655	FASTENER – FIR TREE MT W/ TIE	2	
7	30753	FASTENER – CABLE TIE, BLACK	2	

---

438. The grease line includes lube fitting (MD #18671) and hex nut (MD #320259).



**FLOAT LINKAGE AND FLOAT SETTING AND MEASURING**

<b>Ref</b>	<b>Part Number</b>	<b>Description</b>	<b>Qty</b>	<b>Serial Number</b>
1	328538	HANDLE ASSY – FLOAT LOCK <sup>439</sup>	2	
	328491	GRIP – HANDLE	2	
2	301513	DOWNSTOP CASTING, MACHINED	2	
3	314276	PIN – PIVOT	2	
4	322219	BOLT – WELDMENT	2	
5	<b>500303</b>	<b>SENSOR – ROTARY, DUAL CONTACTLESS</b> <sup>440</sup>	<b>2</b>	
6	337634	PLATE – TOP LINK	2	
7	328133	LINK – ARM	2	
8	337821	LEVER – FSM MACHINED	2	
9	322981	CASTING – FSM LEVER (2023 AND PRIOR) <sup>441</sup>	A/R	
10	347923	INDICATOR NEEDLE	2	
11	337635	PLATE – BOTTOM LINK	2	
12	322046	SPRING – TORSION (2023 AND PRIOR) <sup>442</sup>	A/R	
13	337636	PLATE – SPRING LINK	2	
14	322557	SPRING – EXTENSION	2	
15	<b>357299</b>	<b>ASSY – LOWER LINK</b> <sup>443</sup>	<b>2</b>	
16	113222	SEAL KIT <sup>444</sup>		
17	100500	BEARING – NEEDLE	4	
18	49904	BEARING – NEEDLE	4	
19	<b>320500</b>	<b>FITTING – LUBE 1/4-28 UNF TAPER</b>	<b>4</b>	
20	357492	ASSEMBLY – FLOAT LEVER <sup>445</sup>	2	
21	156501	BUSHING – PLASTIC	4	
22	301633	PLATE	2	
23	335144	PIN – PIVOT	2	
24	212250	PLATE – PIN LOCK	2	
25	248261	PIN	2	
26	156741	PIN – CLEVIS	2	
27	20312	PIN – CLEVIS	2	
28	135995	PIN – CLEVIS	2	
29	18609	PIN – COTTER 1/4 DIA X 2 ZP	2	

439. The handle assembly includes float lock handle (NSS), handle grip (MD #328491), float lock pin (NSS), and hardware (MD #30627, MD #184712).

440. Rotary sensor MD #328412 has been superseded by rotary sensor MD #500303. Order rotary sensor MD #328412 until stock is depleted, then order rotary sensor MD #500303.

441. FSM lever (MD #322981) is a service part only for model year 2023 and prior machines.

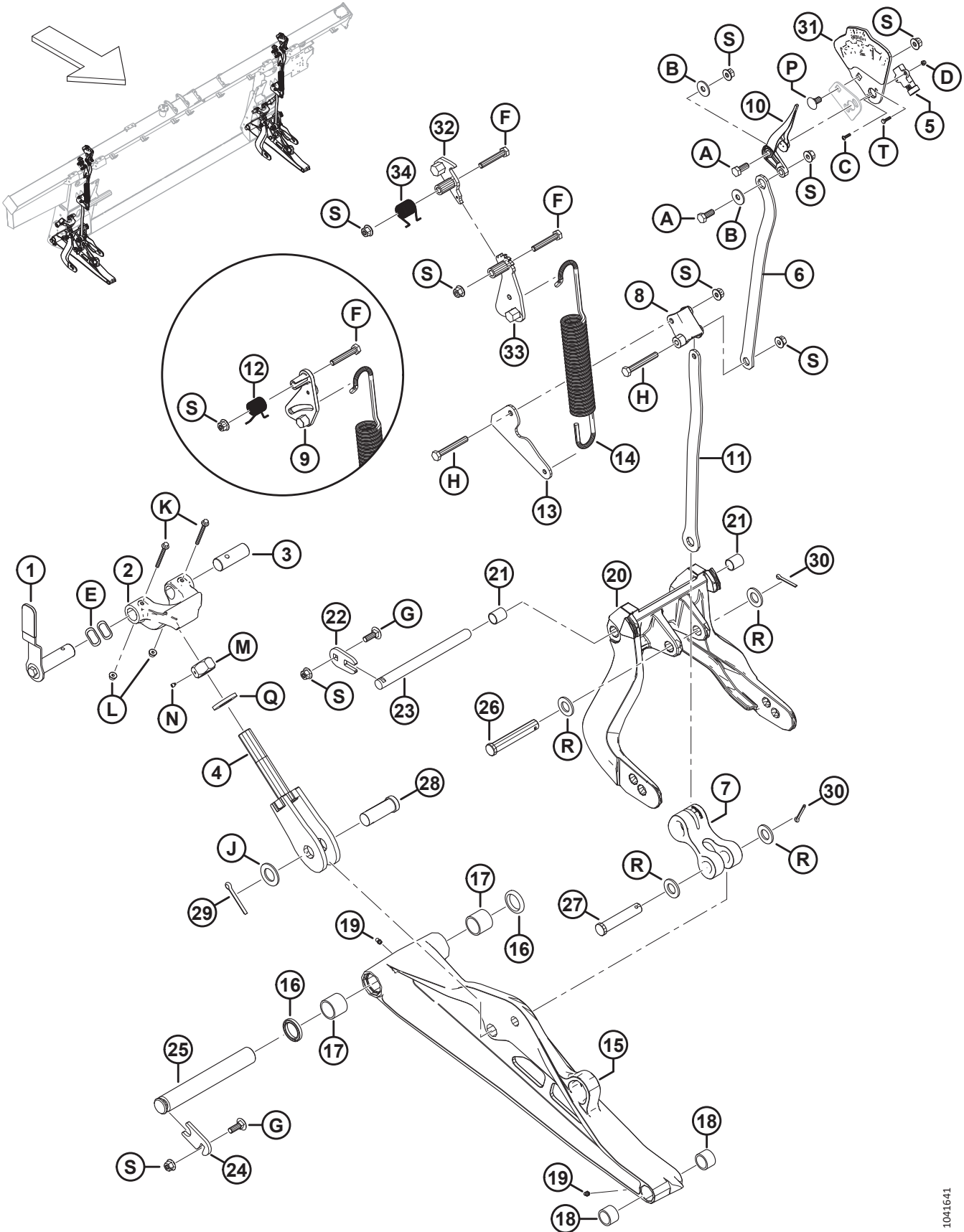
442. Torsion spring (MD #322046) is a service part only for model year 2023 and prior machines.

443. The lower link assembly includes seal kit (MD #113222), two needle bearings (MD #100500), two needle bearings (MD #49904), and two lube fittings (MD #320500).

444. The seal kit includes one seal (NSS) and instructions.

445. The float lever assembly includes two plastic bushings (MD #156501).

FLOAT LINKAGE AND FLOAT SETTING AND MEASURING



1041641

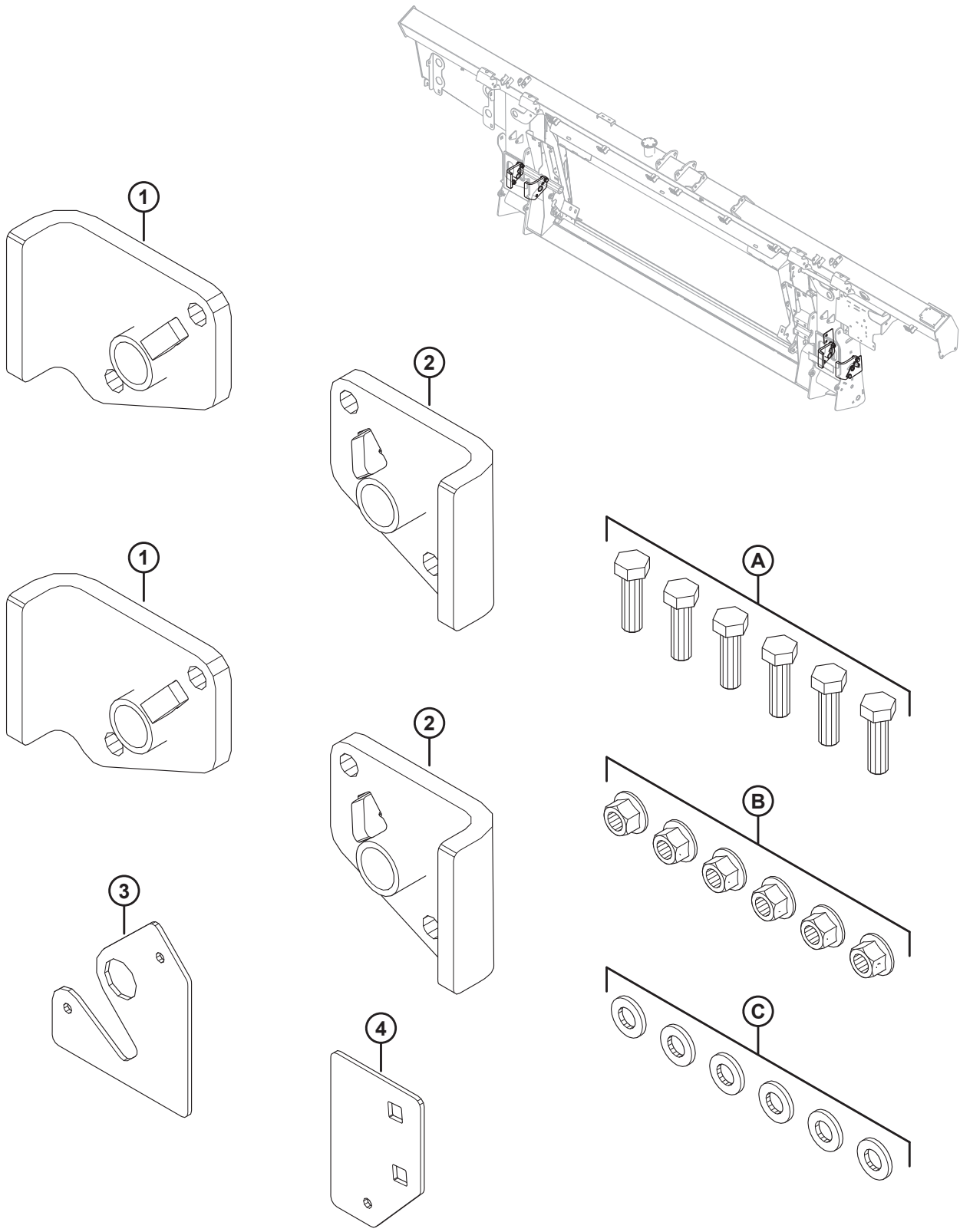
**FLOAT LINKAGE AND FLOAT SETTING AND MEASURING**

<b>Ref</b>	<b>Part Number</b>	<b>Description</b>	<b>Qty</b>	<b>Serial Number</b>
30	18608	PIN – COTTER 3/16 DIA X 1.5 ZP	4	
31	357455	PLATE – INDICATOR W/ DECAL <sup>446</sup>	2	
32	<b>360971</b>	<b>PAWL – FSM WELDMENT</b> <sup>447</sup>	<b>2</b>	
33	<b>360756</b>	<b>LEVER – FSM WELDMENT</b> <sup>447</sup>	<b>2</b>	
34	<b>368017</b>	<b>SPRING – TORSION</b> <sup>447</sup>	<b>2</b>	
A	30627	BOLT – HEX HD TFL M10 X 1.5 X 25-8.8-A3L		
B	184712	WASHER – FLAT LARGE M10-200HV		
C	320389	SCREW – HEX SOC BTN HD M4 X 0.7 X 16-A2-SS		
D	320390	NUT – HEX NYLOC M4 X 0.7-8-A2-SS		
E	252564	WASHER – WAVE		
F	184664	BOLT – HEX HD M10 X 1.5 X 60-8.8-AA1J		
G	184662	BOLT – RHSN TFL M10 X 1.5 X 30-8.8-AA1J		
H	184659	BOLT – HEX HD M10 X 1.5 X 75-8.8-AA1J		
J	156743	WASHER – FLAT		
K	136704	BOLT – HEX FLG HD M6 X 1 X 60-8.8-AA2L		
L	152668	NUT – HEX FLG CTR LOC M6 X 1-8		
M	133047	NUT – DOWNSTOP MACHINING		
N	136596	SCREW – SET CUP POINT 1/4-20 X 1/4		
P	136178	BOLT – RHSN M10 X 1.5 X 20-8.8-AA1J		
Q	31774	WASHER – FLAT 1-1/8-30 HRC-AC0C		
R	18601	WASHER – FLAT SAE		
S	135799	NUT – HEX FLG CTR LOC M10 X 1.5-10		
T	<b>197319</b>	<b>BOLT – HEX HD TFL M4 X 0.7 X 16-8.8-AA1J</b>		

446. The indicator plate assembly includes indicator plate (NSS), and float setting and measuring decal (MD #328142).

447. For model year 2024 and later machines.

# 138 Float Lock Pivot Rework Kit





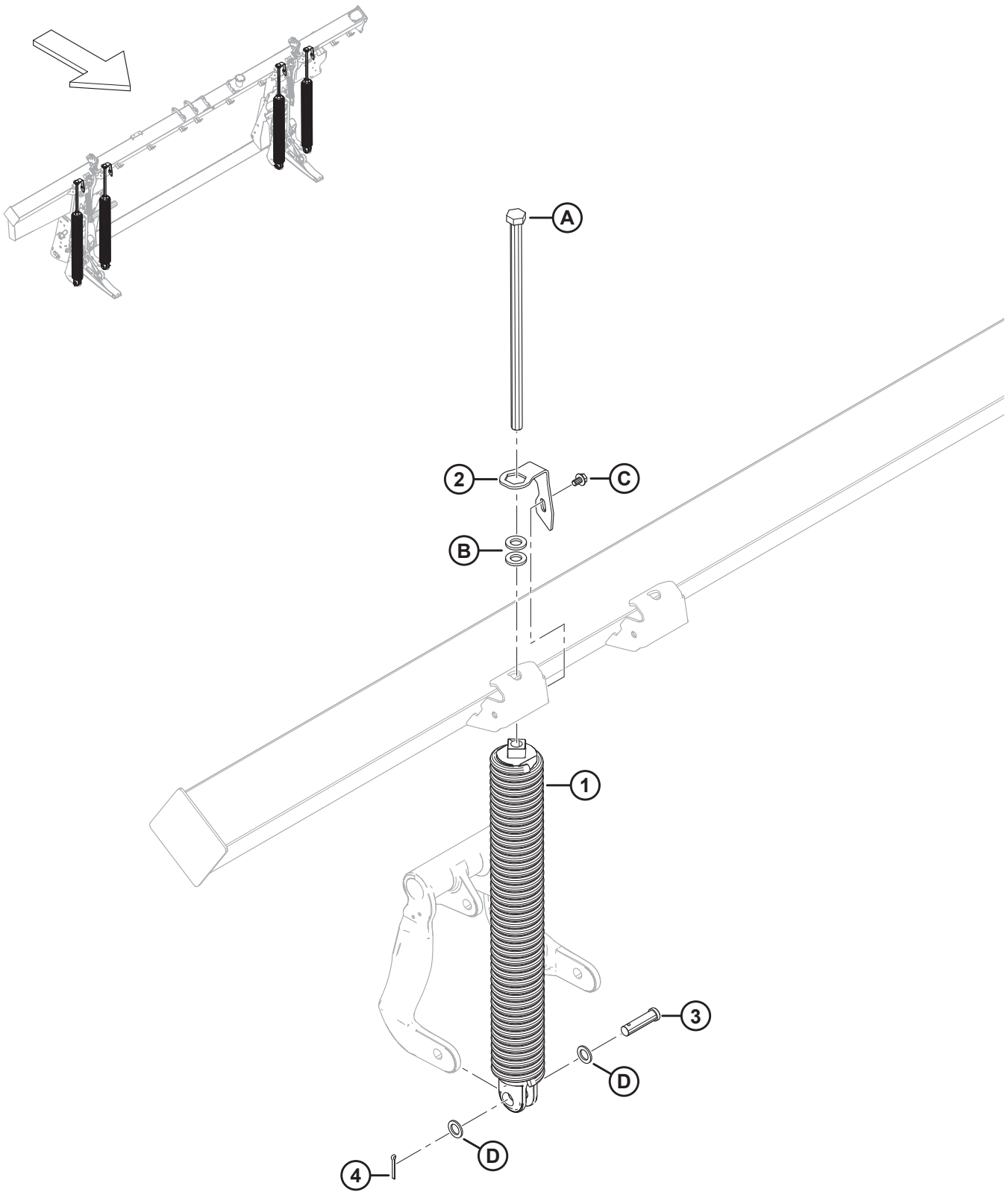
**FLOAT LOCK PIVOT REWORK KIT**

<b>Ref</b>	<b>Part Number</b>	<b>Description</b>	<b>Qty</b>	<b>Serial Number</b>
	<b>352697</b>	<b>KIT – FLOAT LOCK PIVOT REWORK <sup>448</sup></b>	<b>1</b>	
<b>1</b>	<b>NSS</b>	<b>ASSY – RH PIVOT REWORK</b>	<b>2</b>	
<b>2</b>	<b>NSS</b>	<b>ASSY – LH PIVOT REWORK</b>	<b>2</b>	
<b>3</b>	<b>NSS</b>	<b>PLATE – OUTER HOLES TEMPLATE</b>	<b>1</b>	
<b>4</b>	<b>NSS</b>	<b>PLATE – INNER HOLES TEMPLATE</b>	<b>1</b>	
<b>A</b>	<b>184669</b>	<b>BOLT – HEX HD M12 X 1.75 X 40-8.8-AA1J</b>		
<b>B</b>	<b>136431</b>	<b>NUT – HEX FLG CTR LOC M12 X 1.75-10</b>		
<b>C</b>	<b>30636</b>	<b>WASHER – FLAT NARROW M12-STL-SOFT-AA1J</b>		

---

448. The kit includes all listed parts and instructions.

# 139 Float Springs



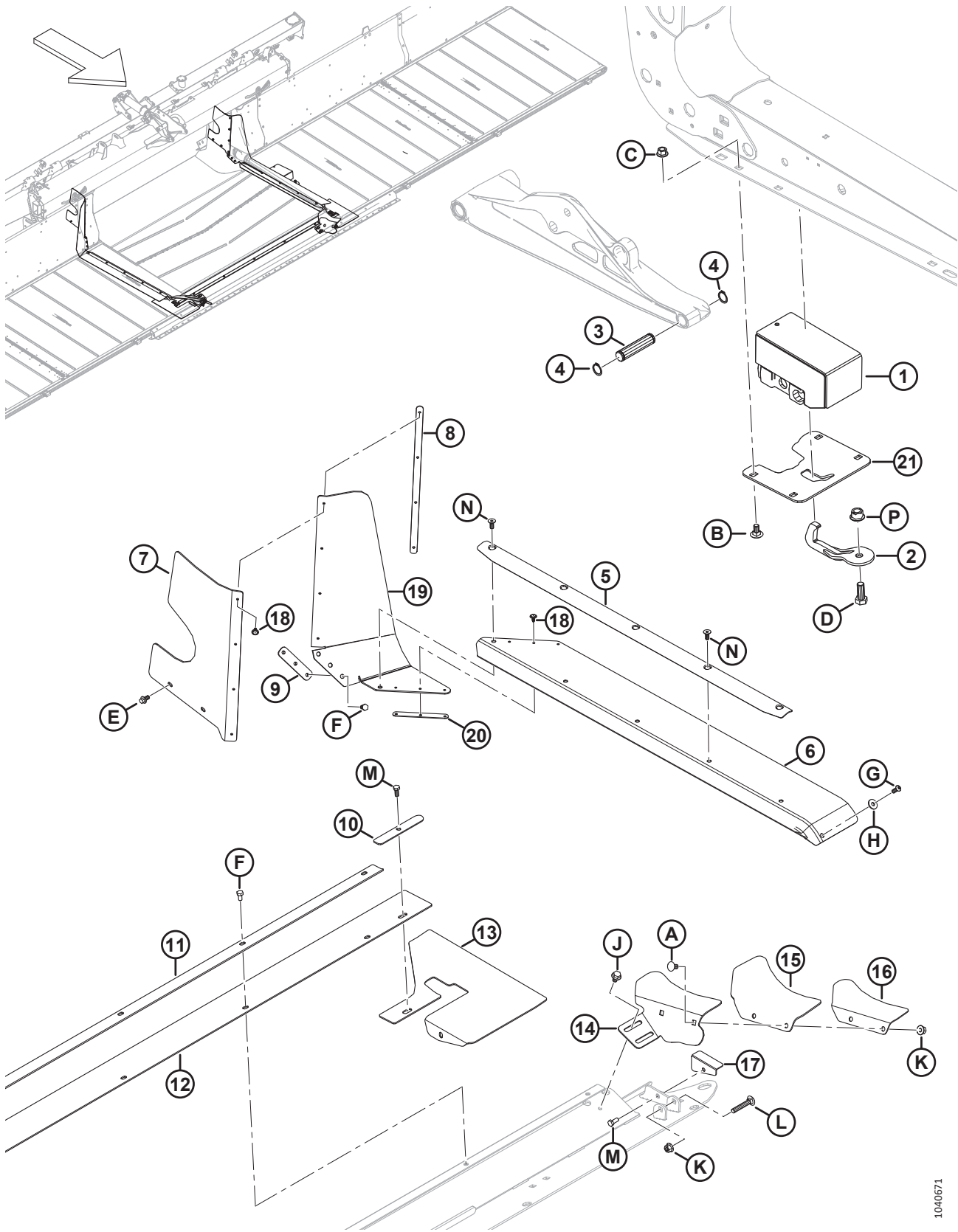
**FLOAT SPRINGS**

Ref	Part Number	Description	Qty	Serial Number
1	308878	SPRING – ASSEMBLY <sup>449</sup>		
	308879	SPRING – ASSEMBLY HEAVY <sup>449</sup>		
2	322668	LOCK – SPRING	4	
3	30463	PIN – CLEVIS	4	
4	18608	PIN – COTTER 3/16 DIA X 1.5 ZP	4	
A	136088	BOLT – HEX HD TFL M20 X 2.5 X 450 X SPCL-8.8-AA1J		
B	21540	WASHER – HARD ASTM F436 M20-340HV-AB2C		
C	136151	BOLT – HEX FLG HD TFL M10 X 1.5 X 16-8.8-AA1J		
D	1709	WASHER – FLAT		

---

449. There are four springs on each float module, but the combination of springs (MD #308878 and MD #308879) varies depending on header size. D225, D230, and D235 single-knife headers require 4 x 308878; D241 and D245 double-knife headers require 3 x 308878 and 1 x 308879 on the RH outboard side.

# 140 Float Module Attaching and Filler Components – FM200 to D2 Series

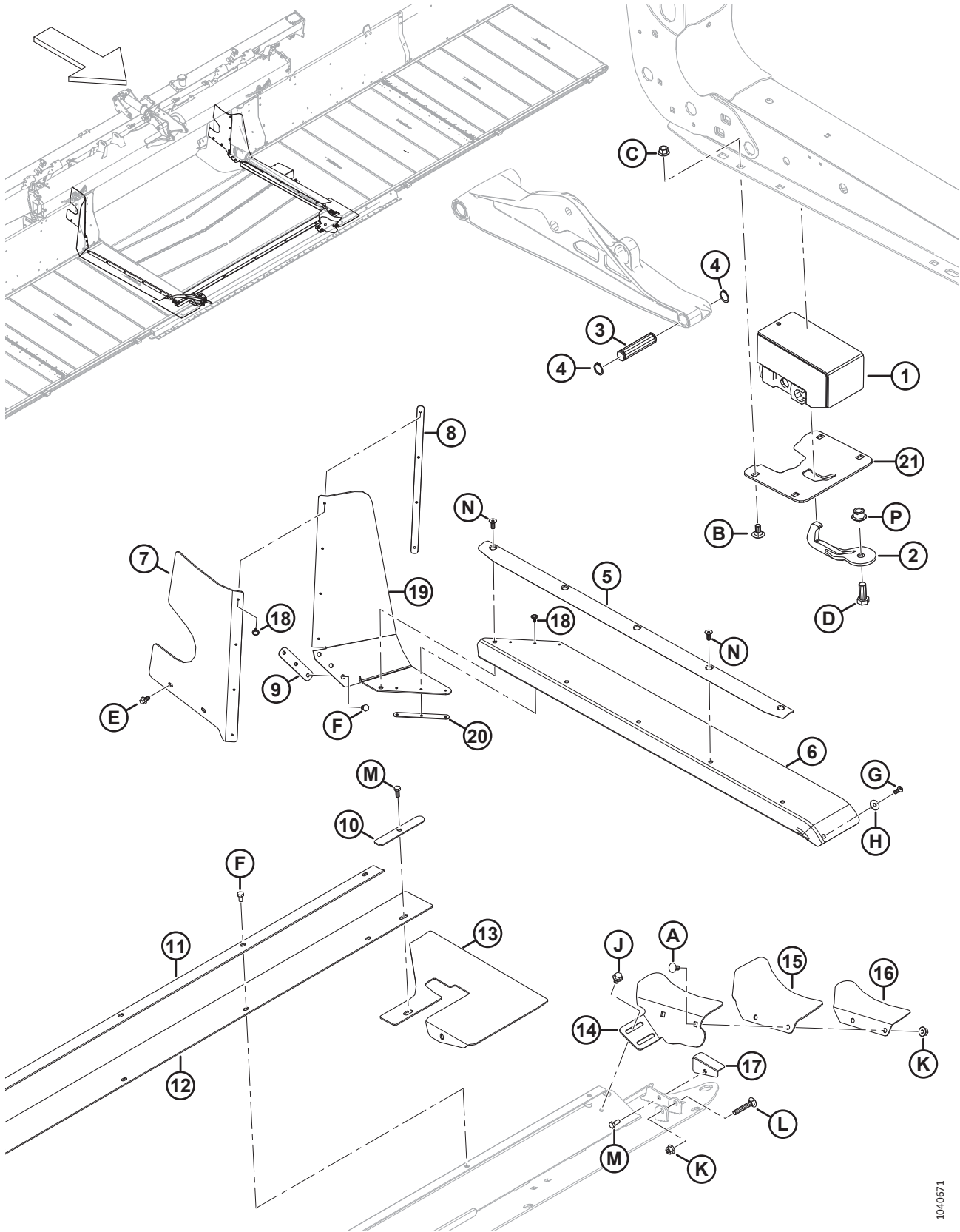


1040671

**FLOAT MODULE ATTACHING AND FILLER COMPONENTS – FM200 TO D2 SERIES**

<b>Ref</b>	<b>Part Number</b>	<b>Description</b>	<b>Qty</b>	<b>Serial Number</b>
1	258700	ASSY – RUBBER BLOCK, RIGID	2	
2	258876	BREAKAWAY HOOK – WELDT	2	
3	258318	PIN – PIVOT	2	
4	18898	RING – EXT RETAINING	4	
5	337407	RETAINER – SEAL AND FILLER	2	
6	347500	FILLER – MID DECK SIDE	2	
7	328348	FILLER – LH REAR UPPER	1	
	328349	FILLER – RH REAR UPPER	1	
8	276770	PLATE – FILLER RETAINER	2	
9	213713	RETAINER – FILLER MACHINED	2	
10	301127	PLATE – FILLER RETAINER	2	
11	301126	RETAINER – CENTER FILLER	1	
12	295261	FILLER – PAN CENTER	1	
13	295992	FLAP – PAN CORNER FLEX	2	
14	337457	SUPPORT – LH CORNER FILLER	1	
	337463	SUPPORT – RH CORNER FILLER	1	
15	304040	FLAP – CORNER FILLER	2	
16	337456	RETAINER – LH CORNER FILLER	1	
	337464	RETAINER – RH CORNER FILLER	1	
17	276117	RETAINER – PAN FLAP LH	1	
	276062	RETAINER – PAN FLAP RH	1	
18	293053	RIVET – POP	14	
19	347775	FILLER – MID DECK SIDE UPPER	2	
20	347778	PLATE – FILLER RETAINER	2	
21	NSS	SUPPORT – FORMED	2	
A	184657	BOLT – RHSSN M10 X 1.5 X 20-8.8-AA1J		
B	135903	BOLT – RHSN M12 X 1.75 X 25-8.8-ZINC		
C	136431	NUT – HEX FLG CTR LOC M12 X 1.75-10		
D	111528	BOLT – HEX HD TFL M16 X 2 X 40-8.8-AA1J		
E	136485	BOLT – HEX FLG HD TFL M8 X 1.25 X 16-8.8-AA1J		
F	50139	BOLT – HEX HD TFL M8 X 1.25 X 16-8.8-AA1J		
G	320176	SCREW – HEX SOC BTN HD M8 X 1.25 X 20-10.9-AA1J		
H	184709	WASHER – FLAT LARGE M8-200HV		
J	136231	BOLT – HEX SER FLG HD M10 X 1.5 X 16 X SPCL-8.8		
K	135799	NUT – HEX FLG CTR LOC M10 X 1.5-10		
L	136113	BOLT – RHSN M10 X 1.5 X 60-8.8-AA1J		
M	30715	BOLT – HEX HD TFL M8 X 1.25 X 20-8.8-AA1J		

FLOAT MODULE ATTACHING AND FILLER COMPONENTS – FM200 TO D2 SERIES

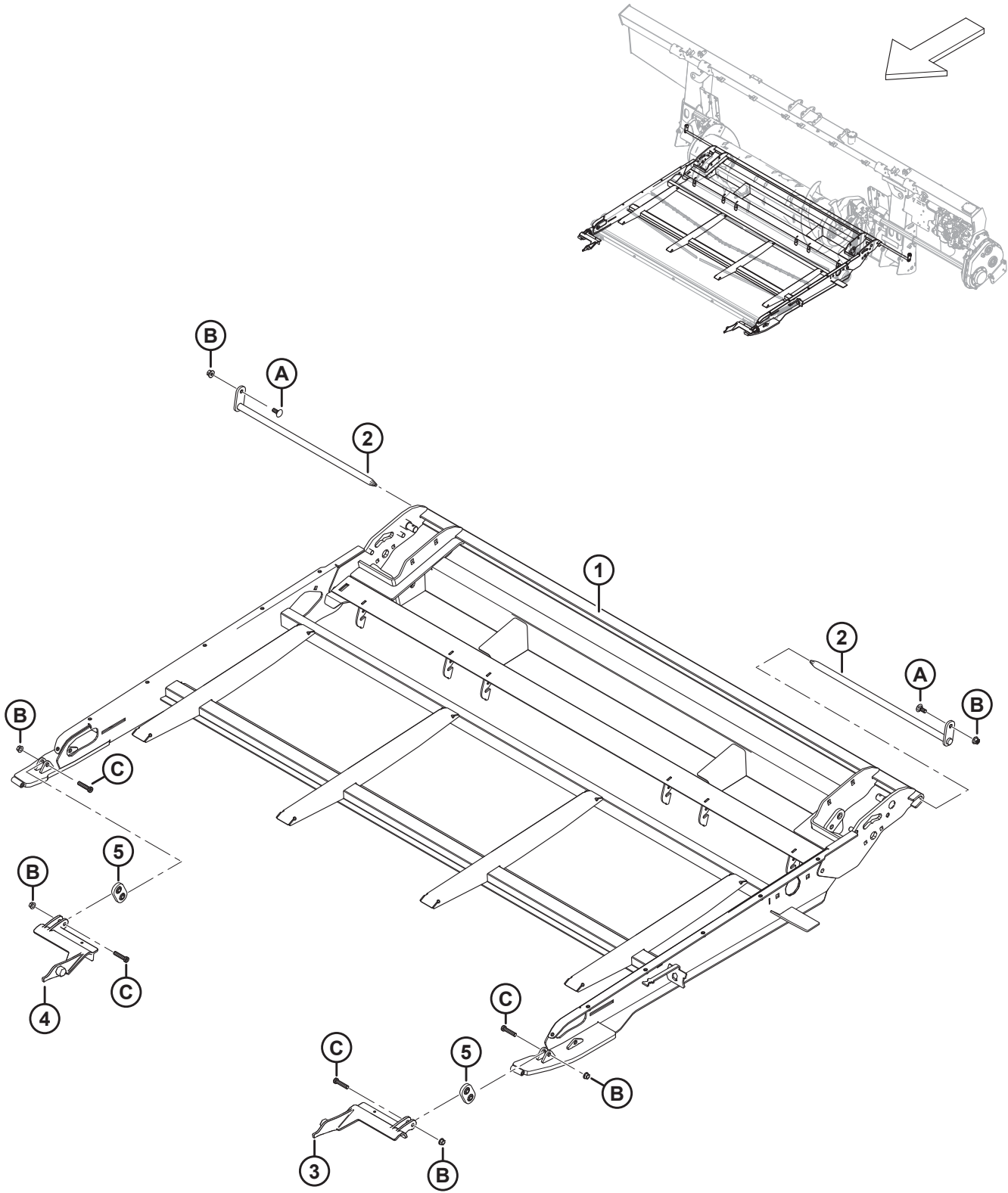


1040671

**FLOAT MODULE ATTACHING AND FILLER COMPONENTS – FM200 TO D2 SERIES**

<b>Ref</b>	<b>Part Number</b>	<b>Description</b>	<b>Qty</b>	<b>Serial Number</b>
N	136592	SCREW – HEX SOC CSK HD TFL M8 X 1.25 X 20-8.8-ZINC		
P	152520	NUT – HEX FLG TECH LK M16 X 2-10-AA1J		

# 141 Feed Deck – Frame, Pivot Pins, and Front Support





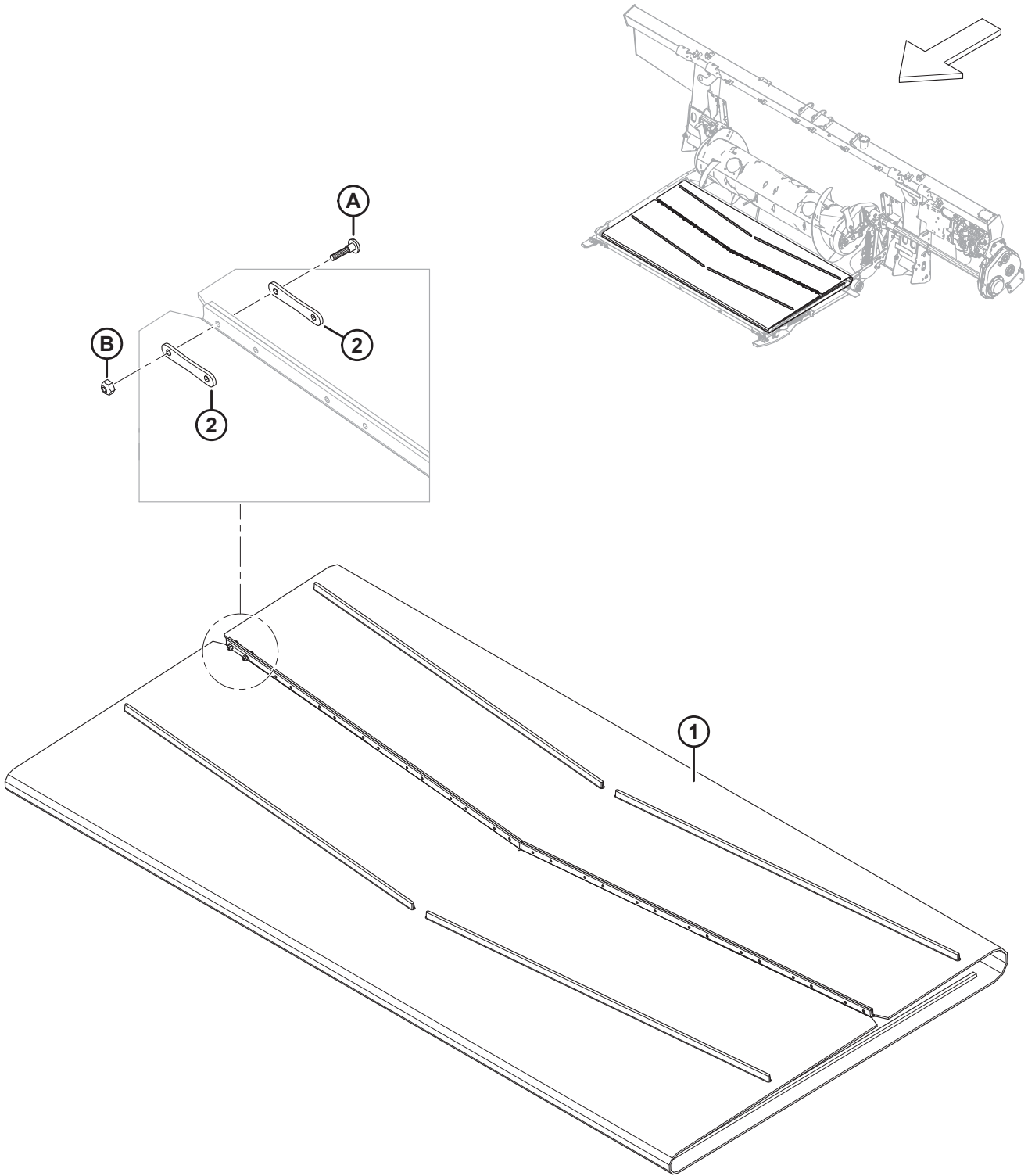
**FEED DECK – FRAME, PIVOT PINS, AND FRONT SUPPORT**

<b>Ref</b>	<b>Part Number</b>	<b>Description</b>	<b>Qty</b>	<b>Serial Number</b>
	<b>368380</b>	<b>ASSY – FEED DECK</b> <sup>450</sup>	<b>1</b>	
1	347665	FRAME – CARRIER, FEED DECK WELDT	1	
2	231368	PIN – DECK PIVOT WELDT	2	
3	213418	SUPPORT – LH ADAPTER LINK MACH	1	
4	213419	SUPPORT – RH ADAPTER LINK MACH	1	
5	308774	SUPPORT – HOOK ASSY	2	
A	135785	BOLT – RHSN M10 X 1.5 X 25-8.8-AA1J		
B	135799	NUT – HEX FLG CTR LOC M10 X 1.5-10		
C	320358	SCREW – HEX SOC HD M10 X 1.5 X 45-SPCL-8.8-ZINC		

---

450. Complete feed deck assembly. The assembly does not include pivot pins (MD #231368) and associated hardware, but includes all other parts listed in Section [141 Feed Deck – Frame, Pivot Pins, and Front Support, page 361](#) to Section [144 Feed Deck – Pans and Fillers, page 369](#).

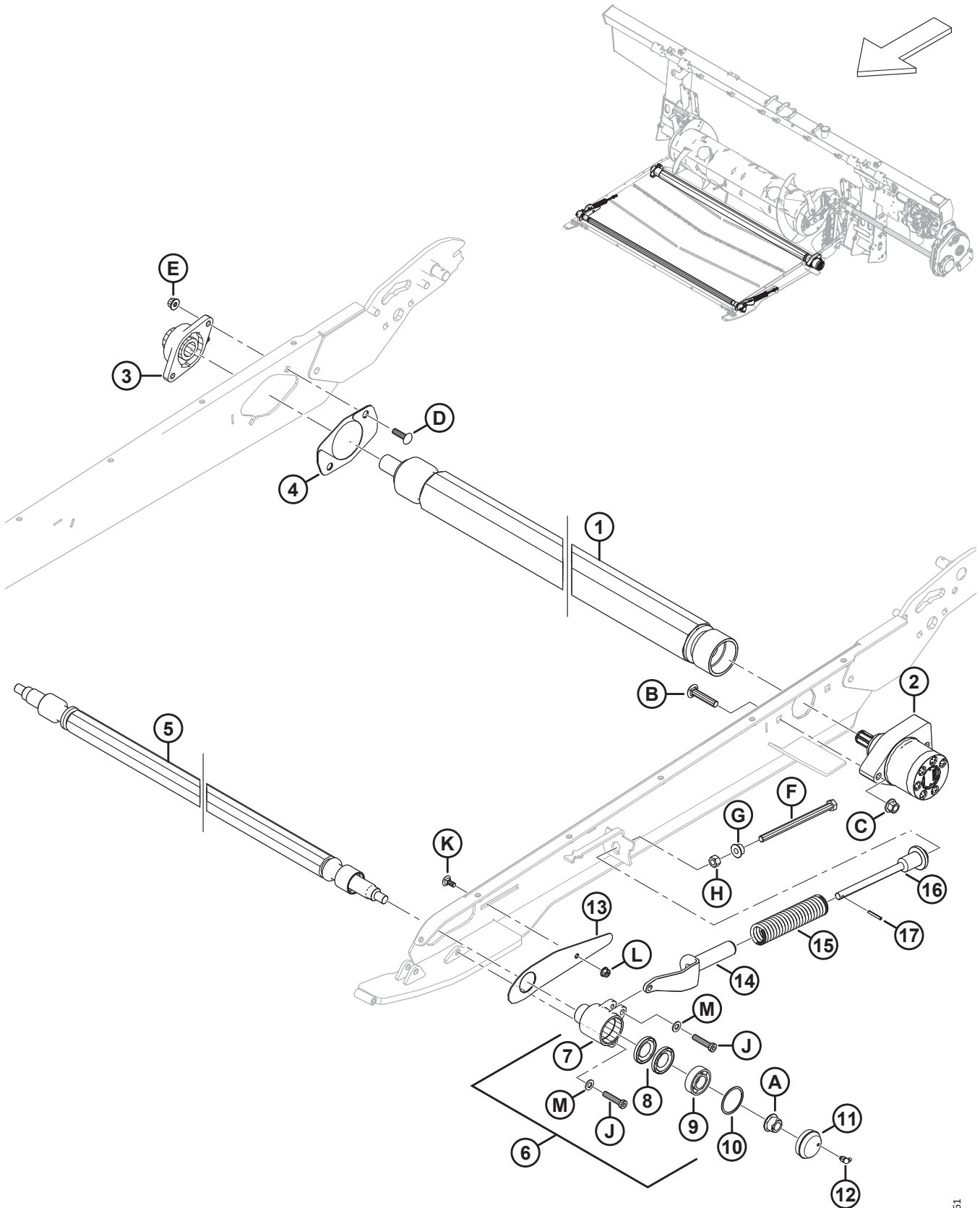
# 142 Feed Deck – Draper



**FEED DECK – DRAPER**

<b>Ref</b>	<b>Part Number</b>	<b>Description</b>	<b>Qty</b>	<b>Serial Number</b>
1	322555	DRAPER – 1988 MM (78.3 IN.) WIDE X 2205 MM LG	1	
2	130283	STRAP – DRAPER CONNECTOR	28	
A	135630	SCREW – BHRN #12-24 NCX 0.920 IN. LG (QTY 50)		
B	135626	NUT – #12-24 NC (QTY 50)		

# 143 Feed Deck – Drive/Idler Roller and Tensioner



**FEED DECK – DRIVE/IDLER ROLLER AND TENSIONER**

Ref	Part Number	Description	Qty	Serial Number
1	347483	ROLLER – DRIVE, VULCANIZED	1	
2	295853	MOTOR – HYD	1	
	245316	SEAL KIT		
3	347487	HOUSING – FL206 AND BEARING	1	
4	347553	KIT – DRIVE ROLLER COVER <sup>451</sup>	1	
5	295770	ROLLER – IDLER	1	
6	<b>368460</b>	<b>KIT – IDLER CUP W/ INSTRUCTION (2024 AND LATER)</b> <sup>452</sup>	<b>2</b>	
	<b>335981</b>	<b>KIT – IDLER HOUSING AND GREASE CAP (2023 AND PRIOR)</b> <sup>453</sup>	<b>A/R</b>	
7	335981	KIT – IDLER HOUSING AND GREASE CAP <sup>454</sup>	2	
8	100862	SEAL – OIL	4	
9	<b>368457</b>	<b>KIT – BEARING W/ INSTRUCTION</b> <sup>455</sup>	<b>2</b>	
10	118011	RING – RETAINING INTERNAL	2	
11	<b>357230</b>	<b>ASSY – DUST CAP WITH FITTING (2024 AND LATER)</b> <sup>456</sup>	<b>2</b>	
	133372	CAP – DUST (2023 AND PRIOR) <sup>457</sup>	A/R	
12	21010	FITTING – LUBE 90° 1/4-28 TAPER THD <sup>458</sup>	2	
13	295766	COVER – IDLER ROLLER	2	
14	328128	SUPPORT – DECK TENSION CASTING	2	
15	295407	SPRING – COMPRESSION	2	
16	328143	SUPPORT – SPRING MACHINED	2	
17	13617	PIN – SPRING 3/16 DIA X 1.25 LG	2	
A	152520	NUT – HEX FLG TECH LK M16 X 2-10-AA1J		
B	136308	BOLT – RHSSN M12 X 1.75 X 60-8.8-ZINC		

451. The kit includes two cover plates (not sold separately).

452. The Idler Housing kit (MD #368460) is used to service the idler housing assembly (item #6) for model year 2024 and later machines. The Idler Housing kit includes one idler housing (NSS), two oil seals (MD #100862), one bearing (MD #118185), one internal retaining ring (MD #118011), and instructions. The kit does NOT include the lube fitting (MD #21010), dust cap (NSS), or attaching bolts (MD #135319).

453. The Idler Housing and Grease Cap kit (MD #335981) is used to service the idler housing assembly (item #6) for model year 2023 and prior machines. The kit includes one dust cap assembly with fitting (MD #357230), one Idler Housing kit (MD #368460), and instructions.

454. The Idler Housing and Grease Cap kit (MD #335981) is also used to service superseded idler housing MD #314474 (item #7). The kit includes one dust cap assembly with fitting (MD #357230), one Idler Housing kit (MD #368460), and instructions.

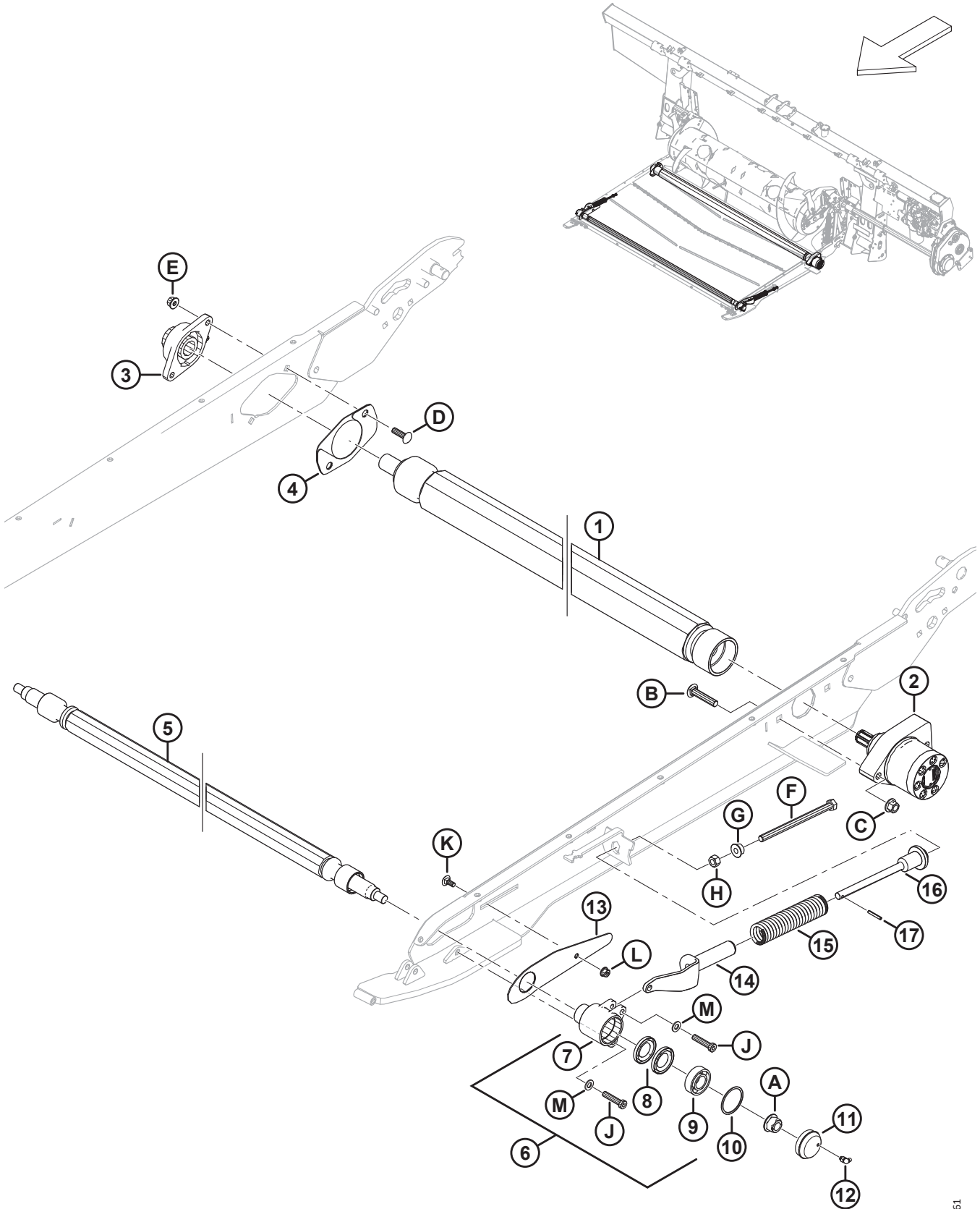
455. The kit includes one 52 mm O.D. ball bearing (NSS) and instructions.

456. The Dust Cap with Fitting assembly (MD #357230) is used to service model year 2024 and later machines, or machines that have been serviced with the Idler Housing and Grease Cap kit (MD #335981). The assembly includes one dust cap (NSS) and one lube fitting (MD #21010).

457. Dust cap (MD #133372) is used to service model year 2023 and prior machines that have NOT been serviced with the Idler Housing and Grease Cap kit (MD #335981).

458. The lube fitting connects to the idler housing for model year 2023 and prior machines that have NOT been serviced with the Idler Housing and Grease Cap kit (MD #335981).

FEED DECK – DRIVE/IDLER ROLLER AND TENSIONER

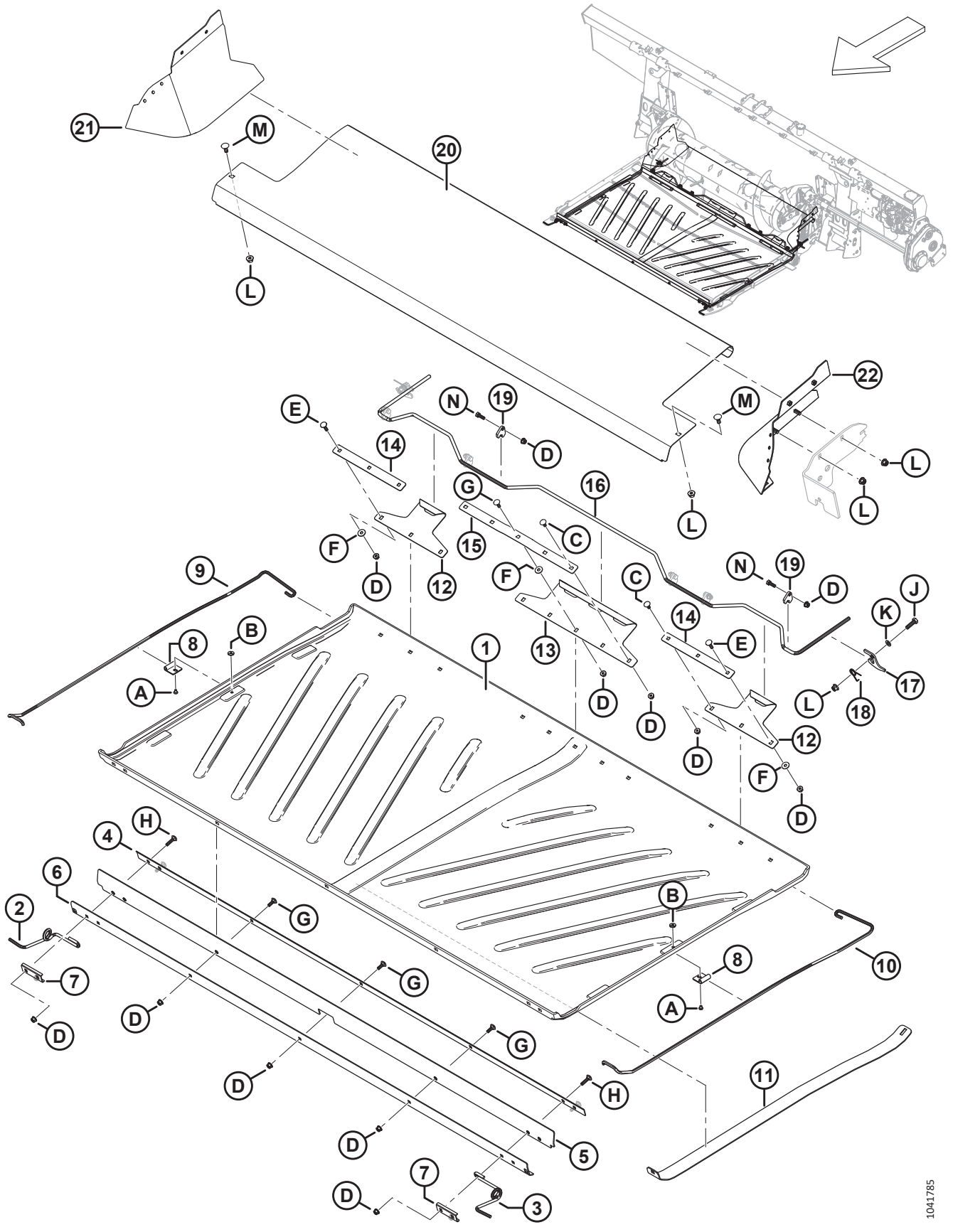


1041761

**FEED DECK – DRIVE/IDLER ROLLER AND TENSIONER**

<b>Ref</b>	<b>Part Number</b>	<b>Description</b>	<b>Qty</b>	<b>Serial Number</b>
C	136431	NUT – HEX FLG CTR LOC M12 X 1.75-10		
D	136248	BOLT – RHSSN TFL M10 X 1.5 X 35-8.8-AA1J		
E	135799	NUT – HEX FLG CTR LOC M10 X 1.5-10		
F	252272	BOLT – HEX HD TFL M12 X 1.75 X 180-10.9-ZINC		
G	136036	NUT – HEX SM FLG M12 X 1.75-8-AA1J		
H	184694	NUT – HEX M12 X 1.75-8-AA1J		
J	320358	SCREW – HEX SOC HD M10 X 1.5 X 45-SPCL-8.8-ZINC		
K	197171	BOLT – RHSN M8 X 1.25 X 20-8.8-ZINC		
L	135337	NUT – HEX FLG CTR LK M8 X 1.25-8-AA1J		
M	184711	WASHER – FLAT REG M10-200HV-AA1J		

# 144 Feed Deck – Pans and Fillers





**FEED DECK – PANS AND FILLERS**

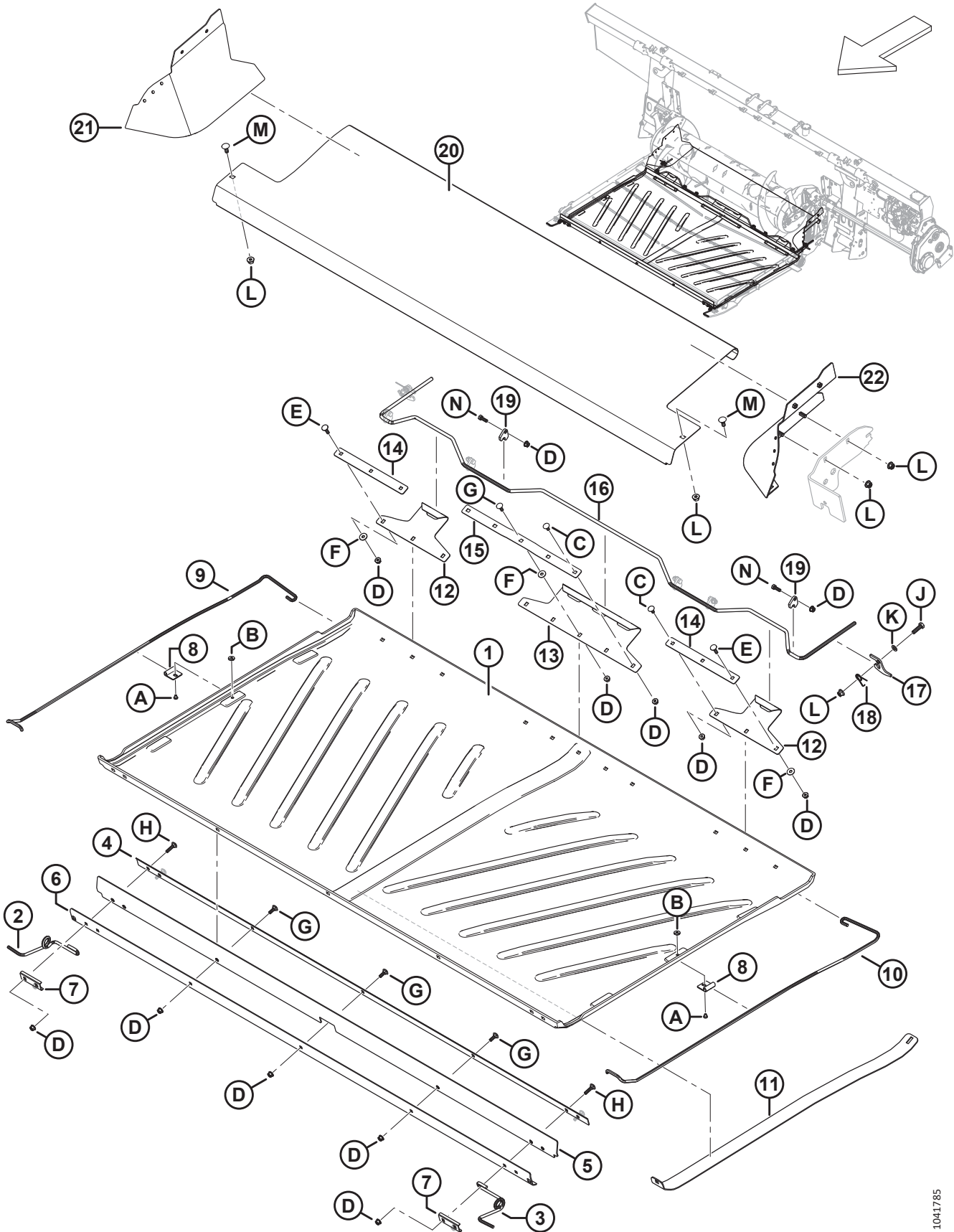
<b>Ref</b>	<b>Part Number</b>	<b>Description</b>	<b>Qty</b>	<b>Serial Number</b>
1	<b>360927</b>	<b>PAN – FEED DECK</b> <sup>459</sup>	<b>1</b>	
2	347691	SUPPORT – PAN FRONT SPRING RH	1	
3	347692	SUPPORT – PAN FRONT SPRING LH	1	
4	295213	PLATE – FRONT BAR INNER	1	
5	295212	FLAP – PAN FRONT	1	
6	295211	PLATE – FRONT BAR OUTER	1	
7	287939	RETAINER – FRONT SPRING	2	
8	248833	RETAINER – PAN SPRING	2	
9	213634	SUPPORT – PAN SPRING RH	1	
10	213633	SUPPORT – PAN SPRING LH	1	
11	213635	SUPPORT – PAN LIFTER	1	
12	240013	HOOK – REAR SIDE	2	
13	<b>360924</b>	<b>HOOK – REAR CENTER</b> <sup>460</sup>	<b>1</b>	
14	231765	BAR – SIDE HOOK	2	
15	<b>360925</b>	<b>BAR – HOOK CENTER</b> <sup>461</sup>	<b>1</b>	
16	240010	HANDLE – PAN LATCH	1	
17	240254	SUPPORT – PAN HANDLE LATCH	2	
18	159020	SPRING – TORSION	2	
19	248914	GUIDE – HANDLE LOCK	6	
20	240264	PAN – FEED DECK STAINLESS	1	
21	335912	FILLER – RH REAR CORNER WELDT	1	
22	335891	FILLER – LH REAR CORNER WELDT	1	
A	252291	SCREW – PAN HD M6 X 1 X 8-8.8-AA1J		
B	252051	NUT – TEE M6		
C	197171	BOLT – RHSN M8 X 1.25 X 20-8.8-ZINC		
D	135337	NUT – HEX FLG CTR LK M8 X 1.25-8-AA1J		
E	190752	BOLT – RHSN M8 X 1.25 X 30-8.8-AA1J		
F	184709	WASHER – FLAT LARGE M8-200HV		
G	184648	BOLT – RHSN M8 X 1.25 X 25-8.8-AA1J		
H	136050	BOLT – RHSN M8 X 1.25 X 35-8.8-AA1J		
J	30628	BOLT – HEX HD M10 X 1.5 X 35-8.8-AA1J		
K	184711	WASHER – FLAT REG M10-200HV-AA1J		
L	135799	NUT – HEX FLG CTR LOC M10 X 1.5-10		

459. Feed deck pan MD #276681 superseded by feed deck pan MD #360927. Order pan MD #276681 until stock is depleted, then order pan MD #360927.

460. Rear center hook MD #240012 superseded by rear center hook MD #360924. Order hook MD #240012 until stock is depleted, then order hook MD #360924.

461. Center hook bar MD #231766 superseded by center hook bar MD #360925. Order bar MD #231766 until stock is depleted, then order bar MD #360925.

FEED DECK – PANS AND FILLERS

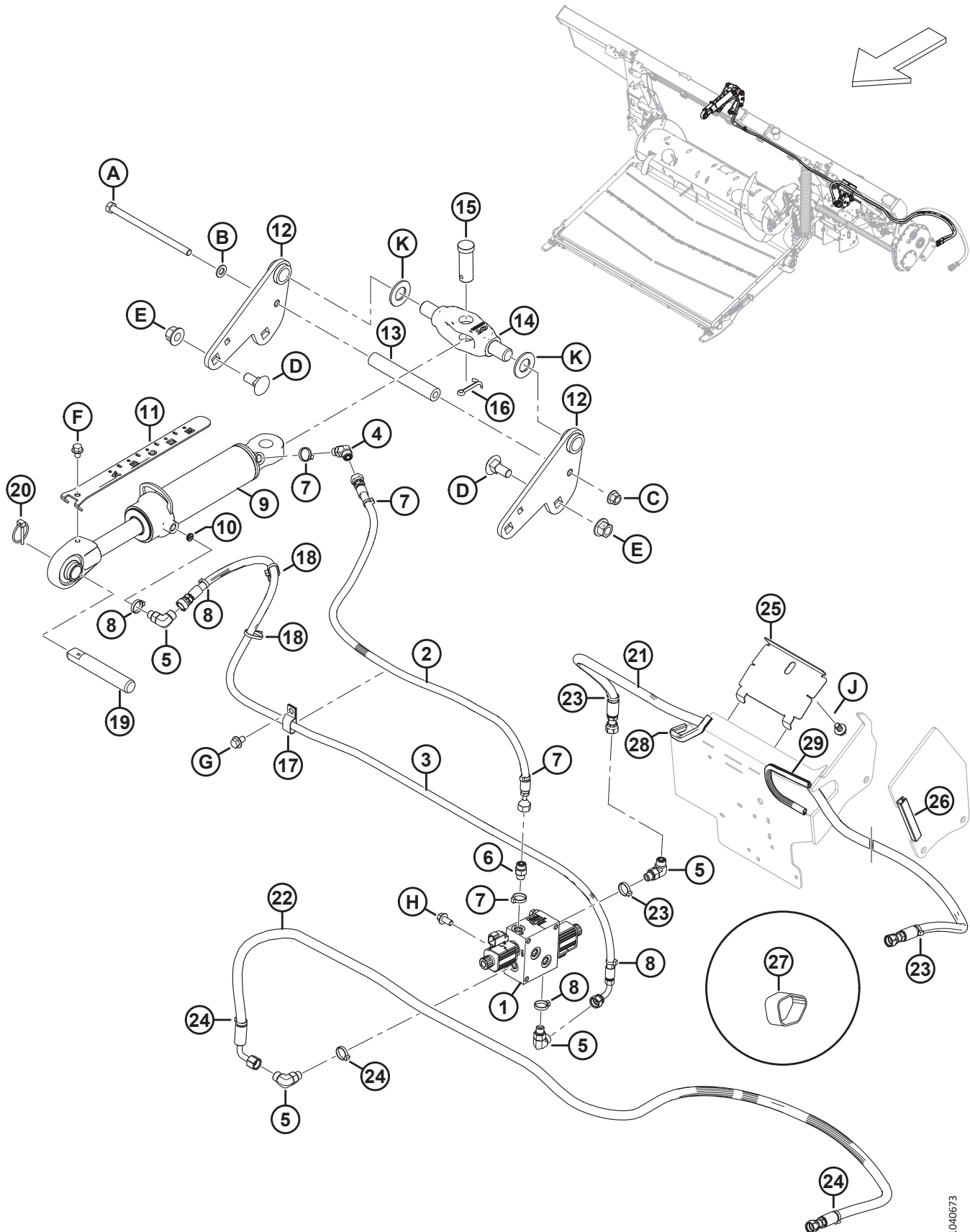


1041785

FEED DECK – PANS AND FILLERS

Ref	Part Number	Description	Qty	Serial Number
M	135785	BOLT – RHSN M10 X 1.5 X 25-8.8-AA1J		
N	184652	BOLT – HEX HD TFL M8 X 1.25 X 25-8.8-AA1J		

# 145 Hydraulics – Center-Link and Header Tilt / Reel Fore-Aft



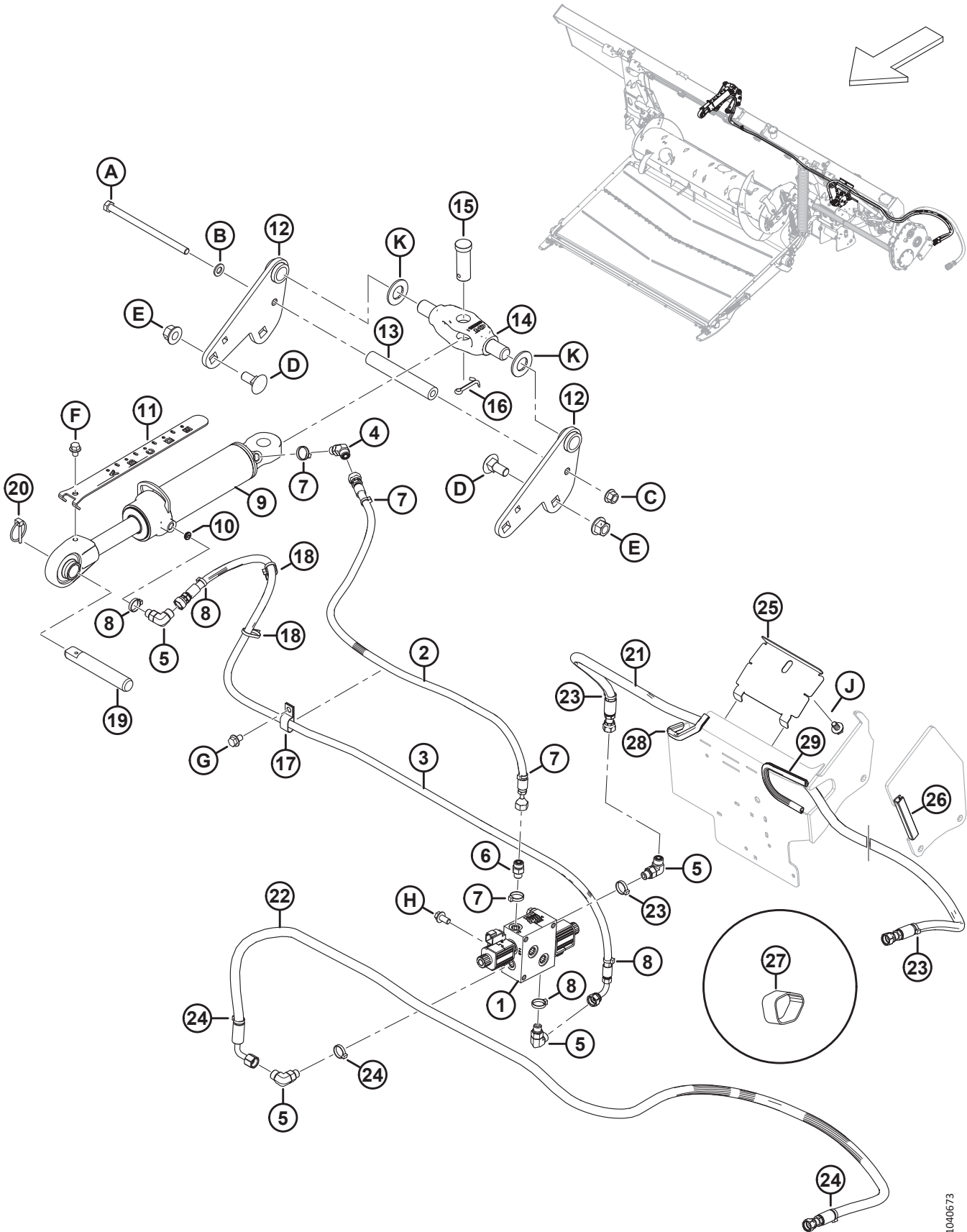
**HYDRAULICS – CENTER-LINK AND HEADER TILT / REEL FORE-AFT**

<b>Ref</b>	<b>Part Number</b>	<b>Description</b>	<b>Qty</b>	<b>Serial Number</b>
1	322022	MANIFOLD – SELECTOR VALVE (SV) <sup>462</sup>	1	
	213363	MANIFOLD – SELECTOR VALVE (SV) <sup>463</sup>		
	287449	COIL – 12VDC - .625IN		
	287450	VALVE – POPPET		
	287451	SEAL KIT		
2	314417	HOSE – HYD, TILT FORE	1	
3	314416	HOSE – HYD, TILT AFT	1	
4	136144	FITTING – ELBOW 45° HYD	1	
	135865	O-RING – Ø1.78 X Ø9.25		
	50219	O-RING – Ø1.98 X Ø11.89		
5	136095	FITTING – ELBOW 90° HYD	3	
	135865	O-RING – Ø1.78 X Ø9.25		
	50219	O-RING – Ø1.98 X Ø11.89		
6	135778	FITTING – ADAPTER	1	
	135865	O-RING – Ø1.78 X Ø9.25		
	50219	O-RING – Ø1.98 X Ø11.89		
7	40703	FASTENER – CABLE TIE, BLUE	4	
8	40704	FASTENER – CABLE TIE, ORANGE	4	
9	308658	CYLINDER – TOP LINK, 193 STROKE	1	
	123978	SEAL KIT		
10	252692	RESTRICTOR – #6 ORB X.035 IN.	1	
11	314292	INDICATOR – TILT, 193 STROKE	1	
12	314645	WELDMENT – TOP LINK ANCHOR	2	
13	301318	TUBE – SPACER	1	
14	187660	PIVOT – MACHINING	1	
15	135995	PIN – CLEVIS	1	
16	18609	PIN – COTTER 1/4 DIA X 2 ZP	1	
17	135234	CLAMP – DOUBLE HOSE INSULATED	1	
18	21763	FASTENER – CABLE TIE, BLACK	2	
19	313734	PIN – CENTER LINK	1	
20	102264	PIN – LYNCH 3/16 X 1 9/16 IN	1	
21	314397	HOSE – HYD, REEL FORE	1	
22	314399	HOSE – HYD, REEL AFT	1	
23	49227	FASTENER – CABLE TIE, GREEN	3	

462. The manifold includes selector valve manifold (MD #213363), one adapter fitting (MD #135778), three 90° elbow fittings (MD #136095), blue fastener (MD #40703), orange fastener (MD #40704), red fastener (MD #40702), and green fastener (MD #49227).

463. The manifold includes two poppet valves (MD #287450) and two coils (MD #287449).

HYDRAULICS – CENTER-LINK AND HEADER TILT / REEL FORE-AFT

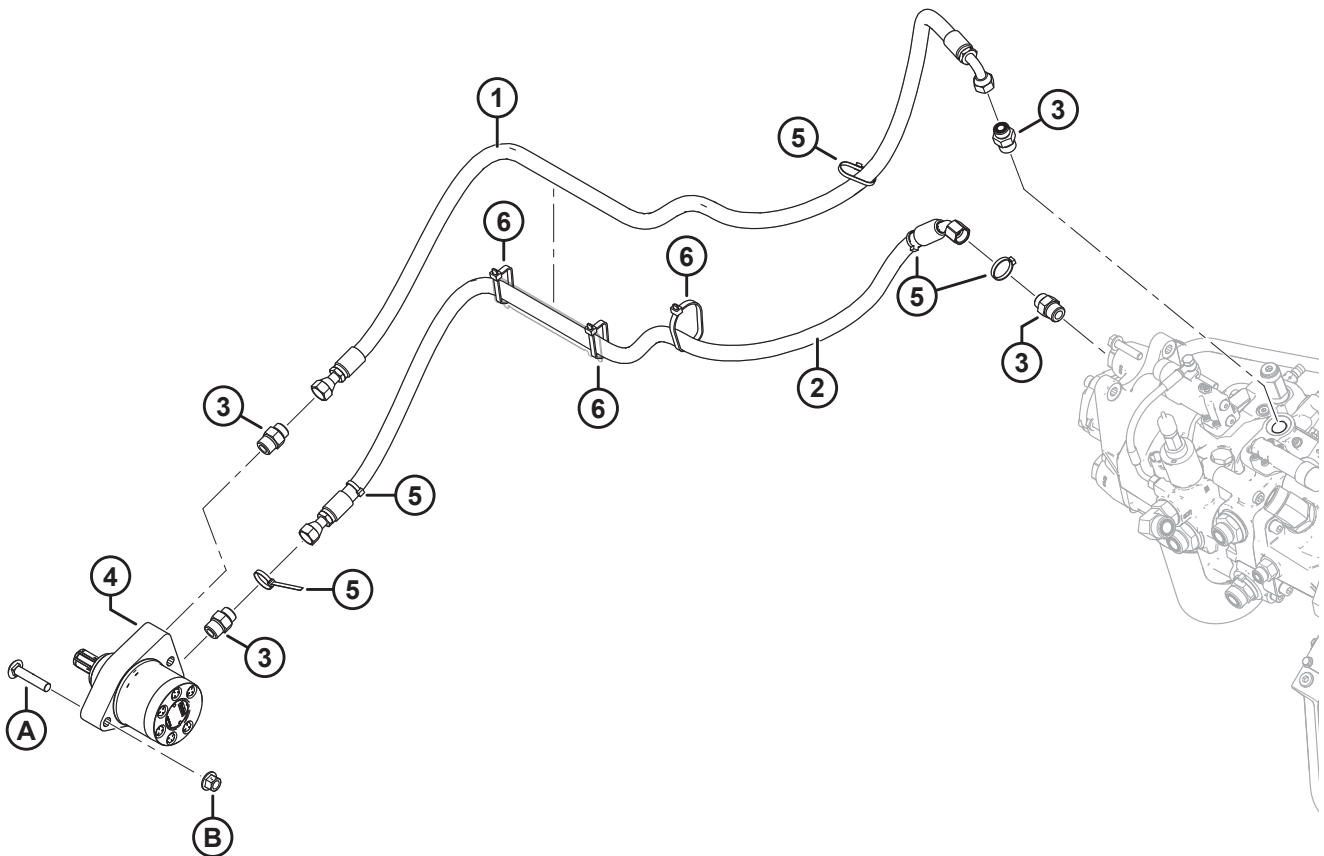
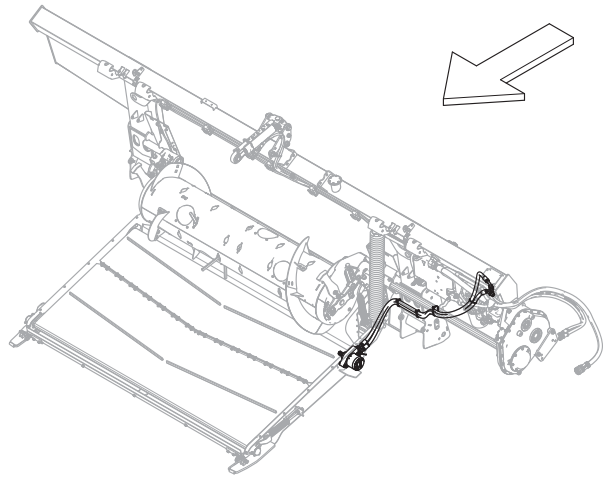


**HYDRAULICS – CENTER-LINK AND HEADER TILT / REEL FORE-AFT**

<b>Ref</b>	<b>Part Number</b>	<b>Description</b>	<b>Qty</b>	<b>Serial Number</b>
24	40702	FASTENER – CABLE TIE, RED	3	
25	347949	PANEL – HOSE HOLDER	1	
26	254183	SEAL – EDGE TRIM	1	
27	295927	CINCH STRAP – 8 IN. LG <sup>464</sup>	1	
28	133136	MOULDING	1	
29	45427	MOULDING – RH	1	
A	152395	BOLT – HEX HD M12 X 1.75 X 200-10.9-AA3L		
B	184714	WASHER – FLAT REG M12-300HV		
C	136431	NUT – HEX FLG CTR LOC M12 X 1.75-10		
D	136755	BOLT – RHSN M16 X 2 X 40-8.8-AA1J		
E	136440	NUT – HEX FLG CTR LK M16 X 2-10-AA1J		
F	30693	BOLT – HEX FLG HD SER 3/8-16 X .5 GR 5 - AA1J		
G	136151	BOLT – HEX FLG HD TFL M10 X 1.5 X 16-8.8-AA1J		
H	152655	BOLT – HEX FLG HD M10 X 1.5 X 20-8.8-AA1J		
J	136151	BOLT – HEX FLG HD TFL M10 X 1.5 X 16-8.8-AA1J		
K	18603	WASHER – FLAT SAE 1 1/16 ID X 2.0 IN OD AA1J		

464. The cinch strap is used to protect reel fore-aft hoses (MD #314397, MD #314399).

# 146 Hydraulics – Feed Deck

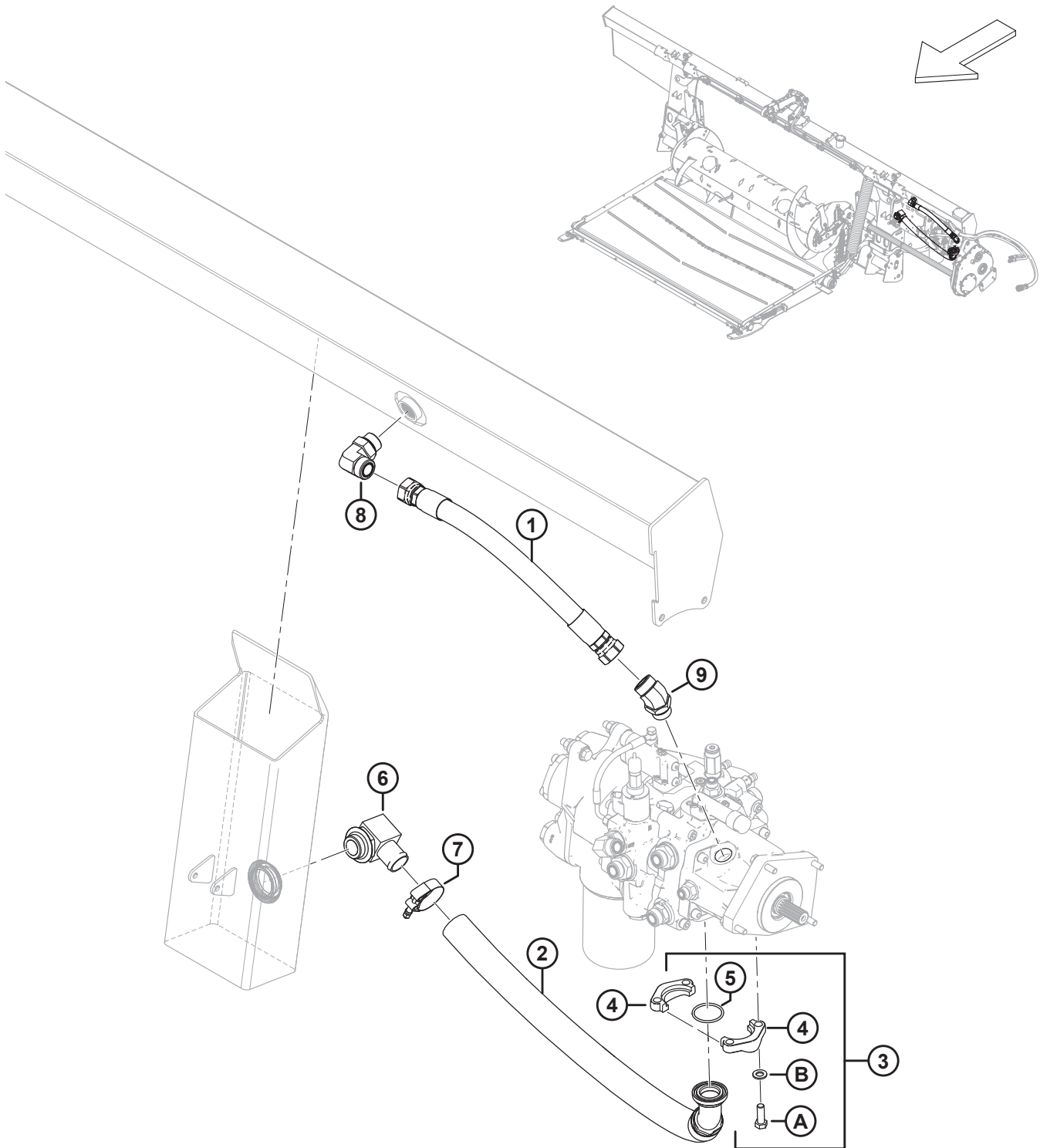




**HYDRAULICS – FEED DECK**

<b>Ref</b>	<b>Part Number</b>	<b>Description</b>	<b>Qty</b>	<b>Serial Number</b>
1	314396	HOSE – HYD, FEED DRAPER RETURN	1	
2	314395	HOSE – HYD, FEED DRAPER PRESSURE	1	
3	184463	FITTING – ADAPTER HYD	4	
4	295853	MOTOR – HYD (FEED DECK)	1	
	245316	SEAL KIT		
5	21763	FASTENER – CABLE TIE, BLACK 160 MM LG	5	
6	30753	FASTENER – CABLE TIE, BLACK 305 MM LG	3	
A	136308	BOLT – RHSSN M12 X 1.75 X 60-8.8-ZINC		
B	136431	NUT – HEX FLG CTR LOC M12 X 1.75-10		

# 147 Hydraulics – Suction and Return

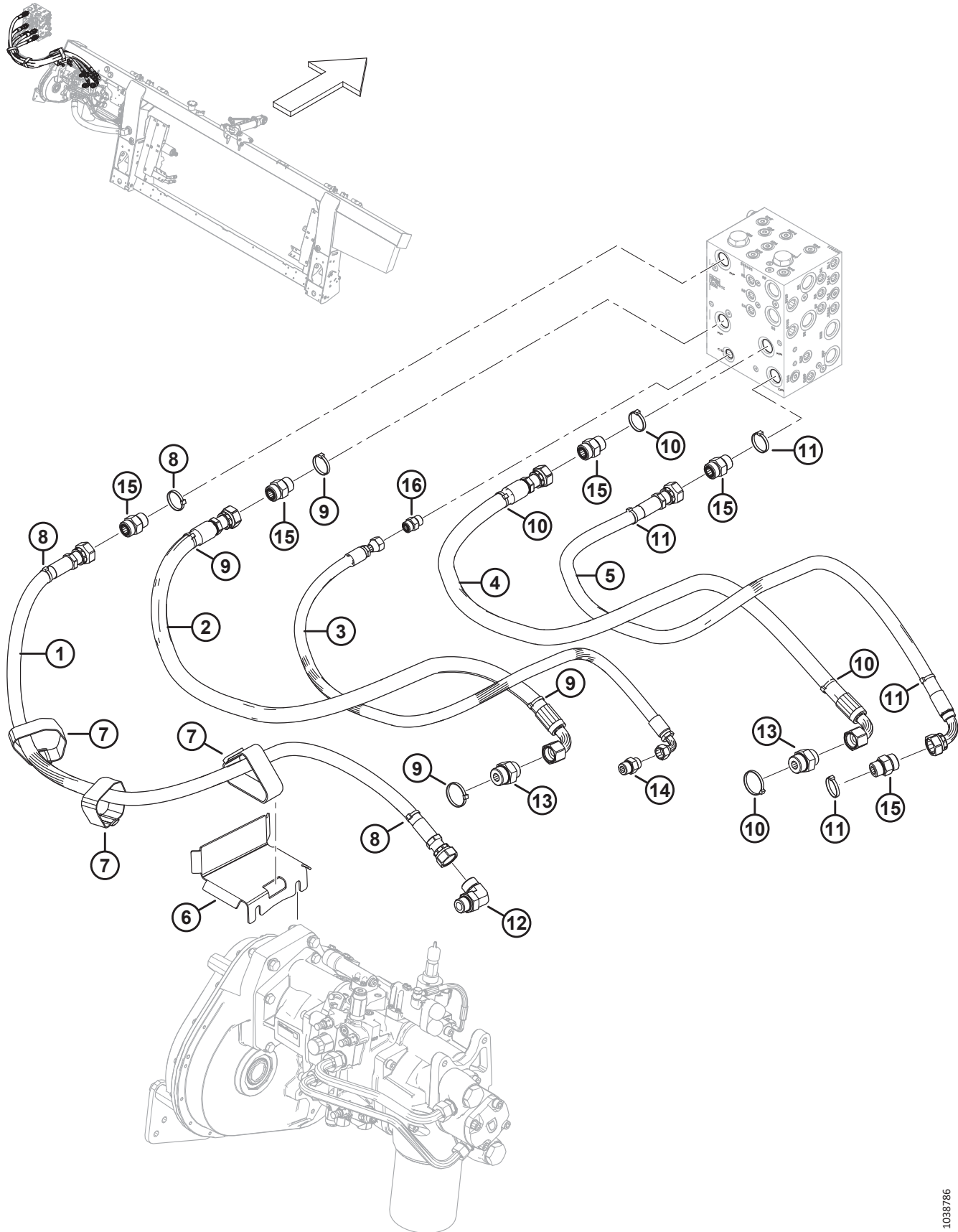


**HYDRAULICS – SUCTION AND RETURN**

<b>Ref</b>	<b>Part Number</b>	<b>Description</b>	<b>Qty</b>	<b>Serial Number</b>
1	314402	HOSE – HYD, RETURN	1	
2	314389	HOSE – HYD, SUCTION	1	
3	314537	KIT – SPLIT FLANGE, 1.5 IN. CD61-1 <sup>465</sup>	1	
4	136106	FLANGE – HALF SPLIT 1.5 IN.	2	
5	135400	O-RING – 3.53 X 47.22	1	
6	111545	FITTING – ELBOW HYD HOSE ADAPTER	1	
7	245753	CLAMP – T BOLT	1	
8	135734	FITTING – ELBOW 90° HYD	1	
	50220	O-RING – Ø2.95 X Ø29.74		
	135554	O-RING – 1.78 X 23.52		
9	252814	FITTING – ELBOW 45° HYD	1	
	135554	O-RING – 1.78 X 23.52		
	50220	O-RING – Ø2.95 X Ø29.74		
A	152730	BOLT – HEX HD TFL M12 X 1.75 X 35-10.9-AA1J		
B	184714	WASHER – FLAT REG M12-300HV		

465. The kit includes two 1.5 inch half split flange (MD #136106), O-ring (MD #135400), four bolts (MD #152730), and four washers (MD #184714).

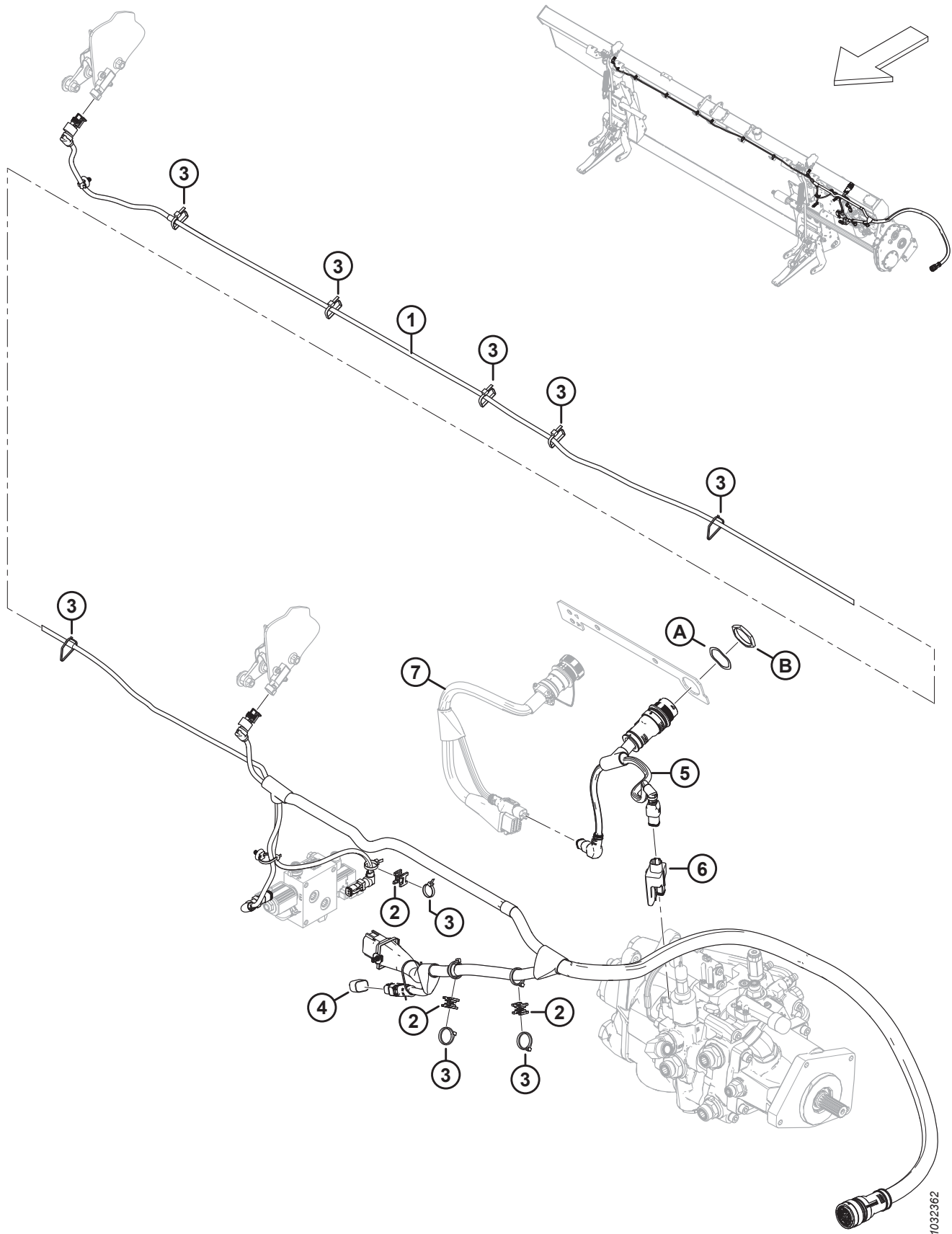
# 148 Hydraulics – Float Module to Header Manifold



**HYDRAULICS – FLOAT MODULE TO HEADER MANIFOLD**

<b>Ref</b>	<b>Part Number</b>	<b>Description</b>	<b>Qty</b>	<b>Serial Number</b>
1	322256	HOSE – HYD, SDP	1	
2	314391	HOSE – HYD, KP	1	
3	314401	HOSE – HYD, CD	1	
4	314392	HOSE – HYD, KR	1	
5	314394	HOSE – HYD, SDR	1	
6	335887	HOLDER – HOSE	1	
7	347979	CINCH STRAP – 16 IN. LG	3	
8	49227	FASTENER – CABLE TIE, GREEN	3	
9	40704	FASTENER – CABLE TIE, ORANGE	4	
10	40703	FASTENER – CABLE TIE, BLUE	4	
11	40702	FASTENER – CABLE TIE, RED	4	
12	135821	FITTING – ELBOW 90° HYD	1	
	30971	O-RING – Ø2.95 X Ø23.47		
	135868	O-RING – Ø1.78 X Ø18.77		
13	135789	FITTING – ADAPTER	2	
	50220	O-RING – Ø2.95 X Ø29.74		
	135868	O-RING – Ø1.78 X Ø18.77		
14	184463	FITTING – ADAPTER HYD	1	
	44210	O-RING – Ø2.46 X Ø19.18		
	135866	O-RING – Ø1.78 X Ø12.42		
15	135788	FITTING – ADAPTER	5	
	30971	O-RING – Ø2.95 X Ø23.47		
	135868	O-RING – Ø1.78 X Ø18.77		
16	135780	FITTING – ADAPTER	1	
	44209	O-RING – Ø2.21 X Ø16.36		
	135866	O-RING – Ø1.78 X Ø12.42		

# 149 Electrical – Base



1032362

ELECTRICAL – BASE

Ref	Part Number	Description	Qty	Serial Number
	B7196	KIT – LATERAL TILT PLUG <sup>466</sup>		
	<b>B7489</b>	<b>KIT – AUTO HEADER HEIGHT PLUG</b> <sup>467</sup>		
	<b>B7490</b>	<b>KIT – PASS-THRU TILT PLUG</b> <sup>468</sup>		
1	328089	HARNESS – MAIN <sup>469</sup>	1	
	136655	FASTENER – FIR TREE MT W/ TIE		
2	134442	SPACER – DUAL SWIVEL SADDLE	3	
3	21763	FASTENER – CABLE TIE, BLACK	A/R	
4	328318	PLUG – FLOAT CONFIG. 2 SENSOR (LATERAL TILT) <sup>470</sup>	OPT	
	328560	PLUG – FLOAT CONFIG. 1 SENSOR (AUTO HEADER HEIGHT) <sup>470</sup>	OPT	
	<b>323698</b>	<b>PLUG – TILT, PASS-THRU</b> <sup>470</sup>	<b>OPT</b>	
5	322383	HARNESS – FM200 ADAPTER	1	
6	328411	MODULE – VALVE DRIVER	1	
7	REF	HARNESS – COMPLETION PACKAGE <sup>471</sup>		
A	134730	WASHER – LOCK, HDP 20, SIZE 24		
B	134728	NUT – PANEL, HDP 20, SIZE 24		

466. The kit includes lateral tilt plug (MD #328318) and instructions. Kits are available through Whole Goods only.

467. The kit includes auto header height plug (MD #328560) and instructions. Kits are available through Whole Goods only.

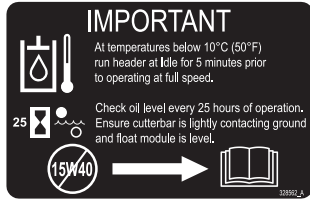

468. The kit includes pass-thru tilt plug (MD #323698) and instructions. Kits are available through Whole Goods only.

469. The harness comes complete with all fir tree fasteners (MD #136655) attached.

470. The float plug varies depending on the combine model and the electrical completion package required. To identify the correct float plug, refer to the electrical completion section for your specific combine.

471. The harness varies depending on the combine model and the electrical completion package required. For harness part numbers, refer to the electrical completion section for your specific combine.

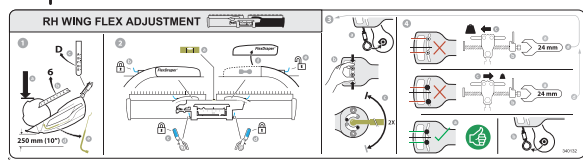
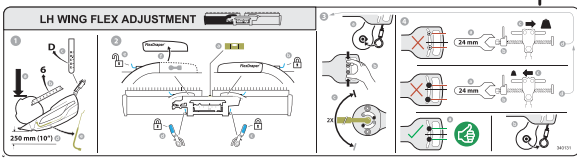
# 150 Decals and Reflectors – FM200



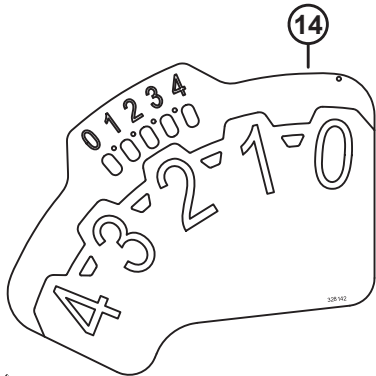
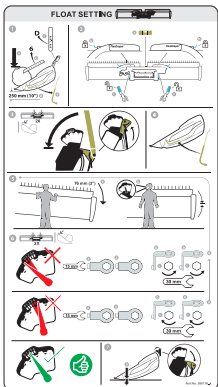
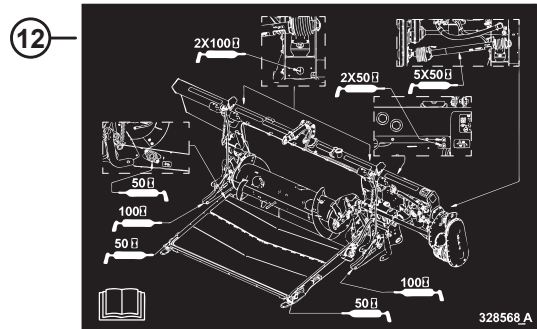

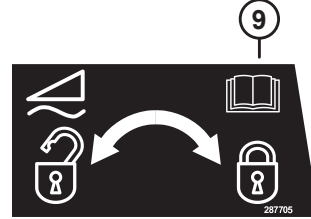
This product may be covered by one or more of the following patents:

CDN. # 1075914	U.S. # 35543
CDN. # 1226739	U.S. # 4346909
CDN. # 1240158	U.S. # 4573309
CDN. # 1244248	U.S. # 4660361
CDN. # 1267292	U.S. # 4662161
CDN. # 1322104	U.S. # 4909026
AUSTRALIA # 615149	U.S. # 5086613
AUSTRALIA # 617821	U.S. # 5157905
KAZAKHSTAN # 4372	U.S. # 5243810
RUSSIA # 1828389	U.S. # 5261290
UKRAINE # 3440	U.S. # 5435239
ITALY # 0717922	U.S. # 5459986
FRANCE # 0717922	U.S. # 5473872
GERMANY # 0717922	U.S. # 5678398
U.K. # 0717922	U.S. # 5791128
	U.S. # 5927606
	U.S. # 5970695
	U.S. # 5992759
	U.S. # 6029429

Other patents pending.



Setting	D / FD	FD
80mm-50mm 135°-210°	☑	☑ / ☒
40mm-100mm 135°-51°	☑	☑ / ☒
10mm-30mm 475°-210°	☑	☑





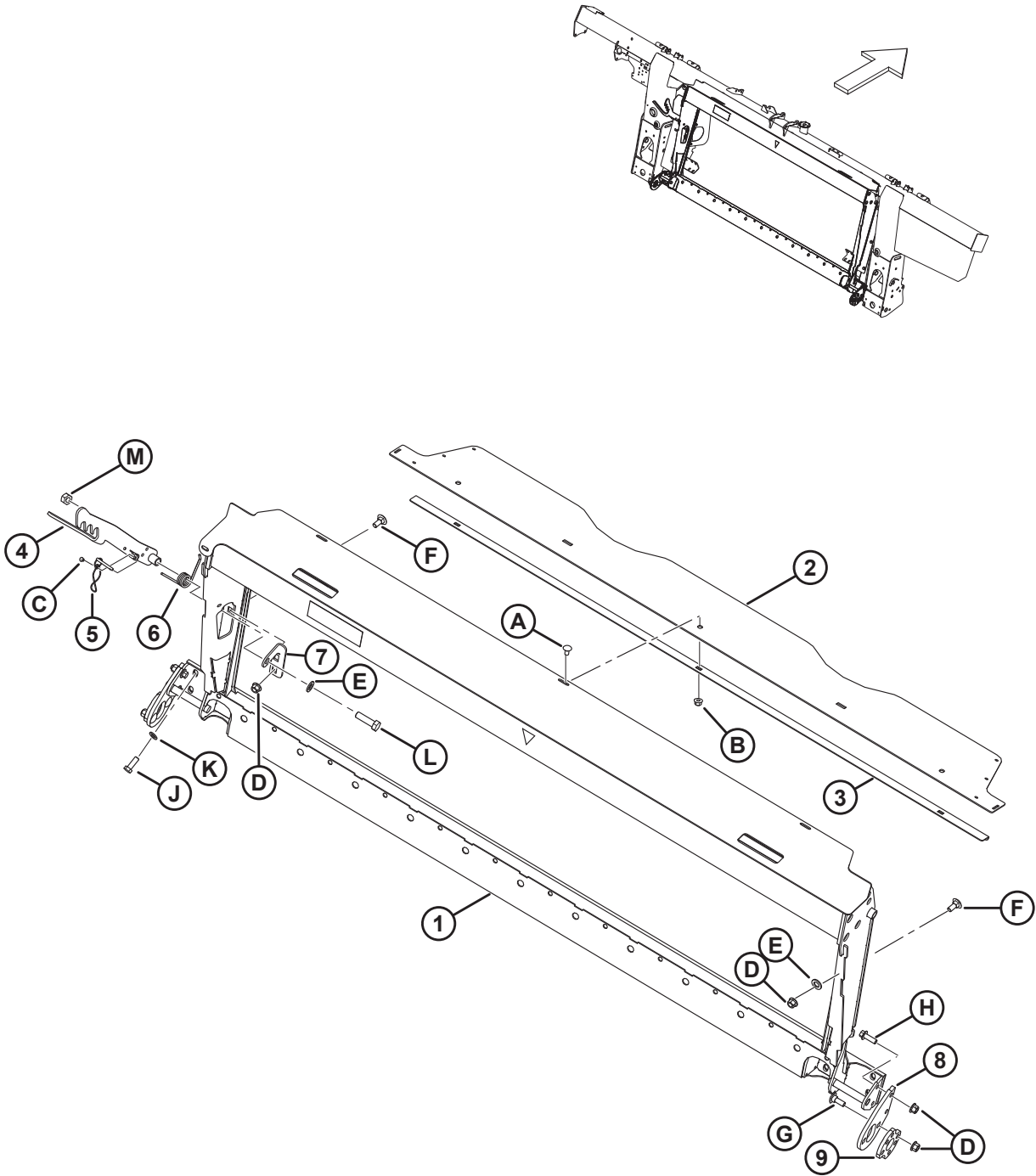
**DECALS AND REFLECTORS – FM200**

<b>Ref</b>	<b>Part Number</b>	<b>Description</b>	<b>Qty</b>	<b>Serial Number</b>
1	302204	DECAL – CA PROPOSITION 65		
2	328562	DECAL – OIL, IMPORTANT		
3	23165	DECAL – 50 HR LUBE		
	23163	DECAL – 10 HR LUBE		
4	32070	DECAL – PATENT NUMBER		
5	340131	DECAL – LH FLEX SETTING		
6	340132	DECAL – RH FLEX SETTING		
7	276326	DECAL – HEADER ADJUSTMENT		
8	287702	DECAL – FLOAT LOCK, LH		
9	287705	DECAL – FLOAT LOCK, RH		
10	328565	DECAL – OIL DRAIN		
11	313728	DECAL – READ MANUAL/FLUID SPRAY		
12	347342	DECAL – GREASE FM200		
13	<b>360716</b>	<b>DECAL – FLOAT SETTING</b> <sup>472</sup>		
	<b>368631</b>	<b>DECAL – FLOAT SETTING</b> <sup>473</sup>		
14	328142	DECAL – FSM		
15	360655	DECAL – SAFETY RETURN WRENCH		
16	174131	STRIP – ANTI SLIP, 250 MM LG		
	132117	STRIP – ANTI SLIP, 450 MM LG		
	140225	STRIP – ANTI SLIP, 550 MM LG		
17	115146	REFLECTOR – AMBER		

472. For model year 2023 and prior.

473. For model year 2024 and later.

# 151 Case IH – Float Module Completion

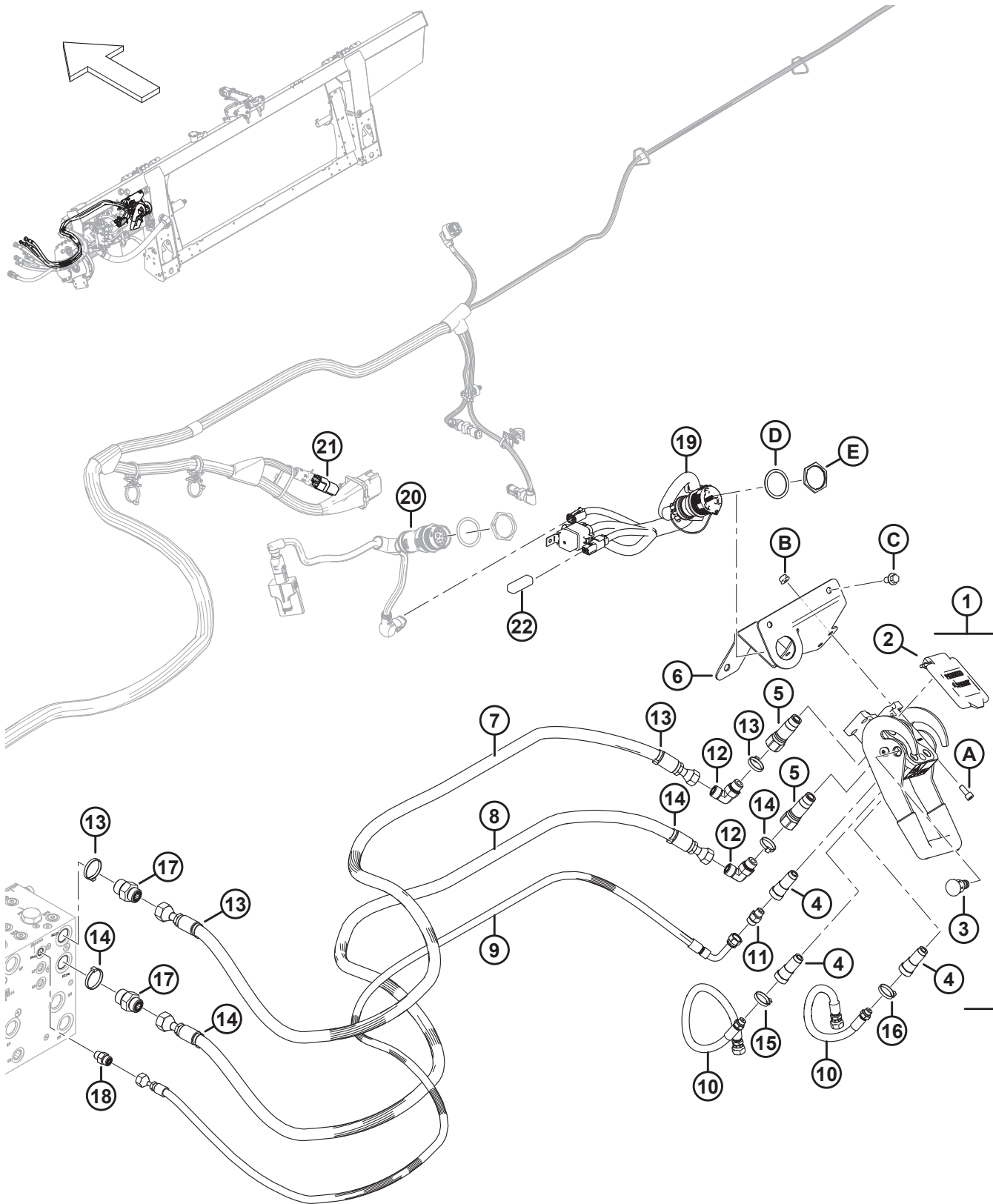


**CASE IH – FLOAT MODULE COMPLETION**

<b>Ref</b>	<b>Part Number</b>	<b>Description</b>	<b>Qty</b>	<b>Serial Number</b>
	<b>B7043</b>	<b>KIT – CNH TRANSITION FRAME</b> <sup>474</sup>		
1	<b>357567</b>	<b>ASSY – CNH TRANSITION W/ DECAL</b>	<b>1</b>	
2	357195	COVER – FEED AUGER TOP	1	
3	301629	RETAINER – DUST COVER	1	
4	347141	LATCH – WELDT	1	
5	237363	PIN – DETENT WITH 8 IN. LANYARD	1	
6	156948	SPRING – TORSION	1	
7	<b>357606</b>	<b>SUPPORT – BOLT MOUNT</b>	<b>1</b>	
8	<b>284976</b>	<b>SUPPORT – ANCHOR MOUNT</b>	<b>2</b>	
9	<b>284971</b>	<b>PLATE – ADJUSTMENT</b>	<b>2</b>	
A	184657	BOLT – RHSSN M10 X 1.5 X 20-8.8-AA1J		
B	135799	NUT – HEX FLG CTR LOC M10 X 1.5-10		
C	<b>113799</b>	<b>RIVET – POP</b>		
D	136431	NUT – HEX FLG CTR LOC M12 X 1.75-10		
E	<b>184717</b>	<b>WASHER – FLAT REG M16-200HV-AA1J</b>		
F	<b>184667</b>	<b>BOLT – RHSN M12 X 1.75 X 30-8.8-ZINC</b>		
G	<b>136291</b>	<b>BOLT – RHSN TFL M12 X 1.75 X 35-8.8-ZINC</b>		
H	<b>152731</b>	<b>BOLT – HEX FLG HD TFL M12 X 1.75 X 35-10.9-ZINC</b>		
J	<b>152730</b>	<b>BOLT – HEX HD TFL M12 X 1.75 X 35-10.9-AA1J</b>		
K	184714	WASHER – FLAT REG M12-300HV		
L	<b>136717</b>	<b>BOLT – HEX HD M16 X 2 X 55-10.9</b>		
M	<b>320208</b>	<b>NUT – HEX CTR LOCK M16 X 2-12-ZINC</b>		

474. Kits are available through Whole Goods only.

# 152 Case IH – Hydraulic/Electrical Completion



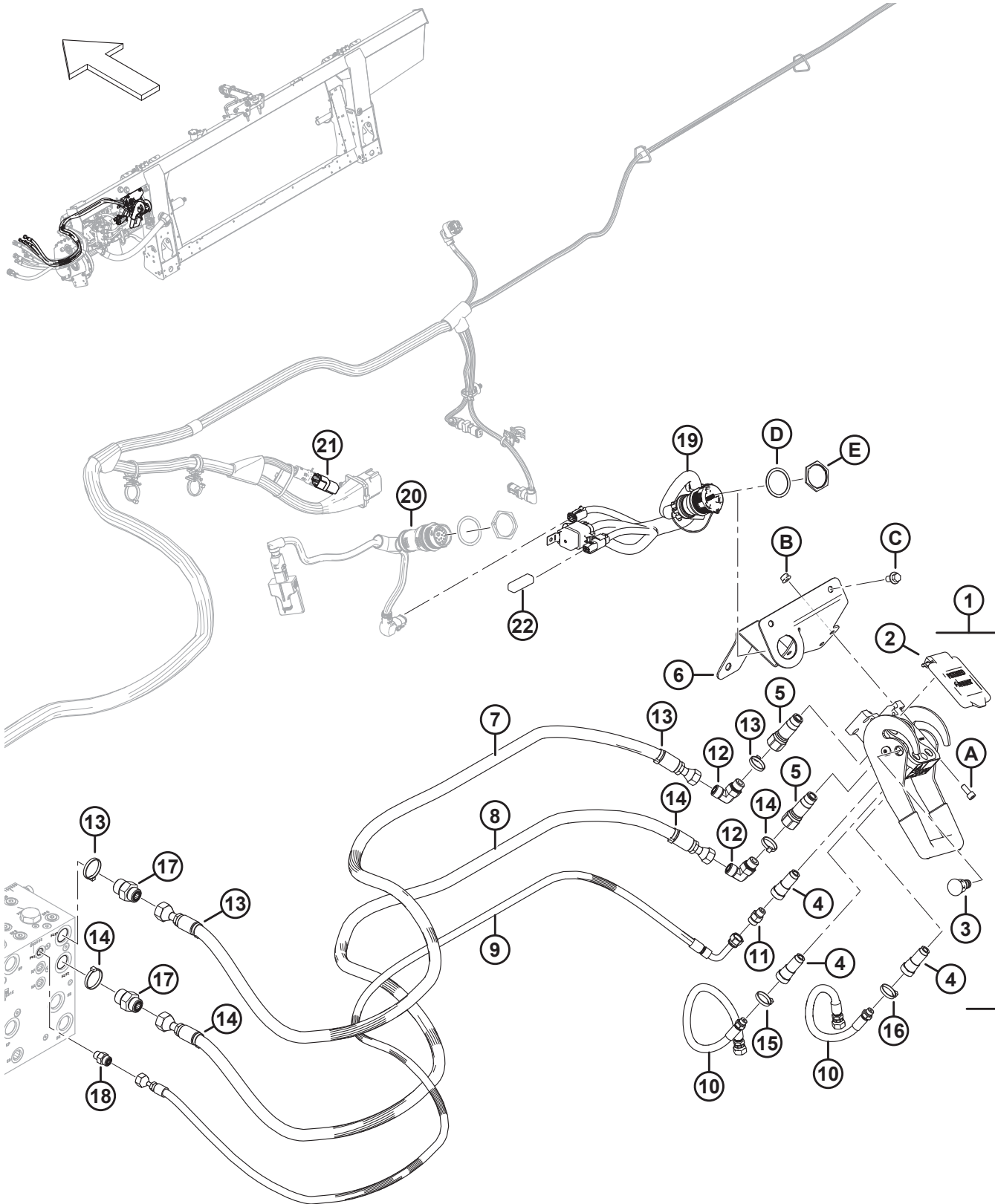
**CASE IH – HYDRAULIC/ELECTRICAL COMPLETION**

<b>Ref</b>	<b>Part Number</b>	<b>Description</b>	<b>Qty</b>	<b>Serial Number</b>
	<b>B7507</b>	<b>KIT – CNH HYD ELEC COMPLETION</b> <sup>475</sup>		
1	153151	COUPLING – MULTI <sup>476</sup>	1	
2	129800	KIT – COVER CNH MULTI-COUPLER	1	
3	129801	KIT – LATCH BUTTON	1	
4	129976	COUPLING 1/4 IN.	3	
5	129977	COUPLING 3/8 IN.	2	
6	328874	SUPPORT WELDT – CNH MULTI COUPLER	1	
7	314586	HOSE – HYD, REEL DRIVE PRESSURE CNH	1	
8	314587	HOSE – HYD, REEL DRIVE RETURN CNH	1	
9	314588	HOSE – HYD, REEL LIFT, CNH	1	
10	314585	HOSE – HYD, REEL F-A, CNH	2	
11	252694	FITTING – ADAPTER .052 ORIFICE	1	
12	136220	FITTING – ELBOW 90° HYD	2	
	44209	O-RING – Ø2.21 X Ø16.36		
	135866	O-RING – Ø1.78 X Ø12.42		
13	49232	FASTENER – CABLE TIE, WHITE	4	
14	40701	FASTENER – CABLE TIE, YELLOW	4	
15	40702	FASTENER – CABLE TIE, RED	2	
16	49227	FASTENER – CABLE TIE, GREEN	2	
17	135786	FITTING – ADAPTER	2	
	50219	O-RING – Ø1.98 X Ø11.89		
	135865	O-RING – Ø1.78 X Ø9.25		
18	135778	FITTING – ADAPTER	1	
	50219	O-RING – Ø1.98 X Ø11.89		
	135865	O-RING – Ø1.78 X Ø9.25		
19	<b>368376</b>	<b>HARNESS – COMP., CNH INT</b>	<b>1</b>	

475. Kits are available through Whole Goods only.

476. The multicoupler includes CNH multi-coupler cover kit (MD #129800), latch button kit (MD #129801), three 1/4 inch couplings (MD #129976), and two 3/8 inch coupling (MD #129977).

CASE IH – HYDRAULIC/ELECTRICAL COMPLETION



1043611

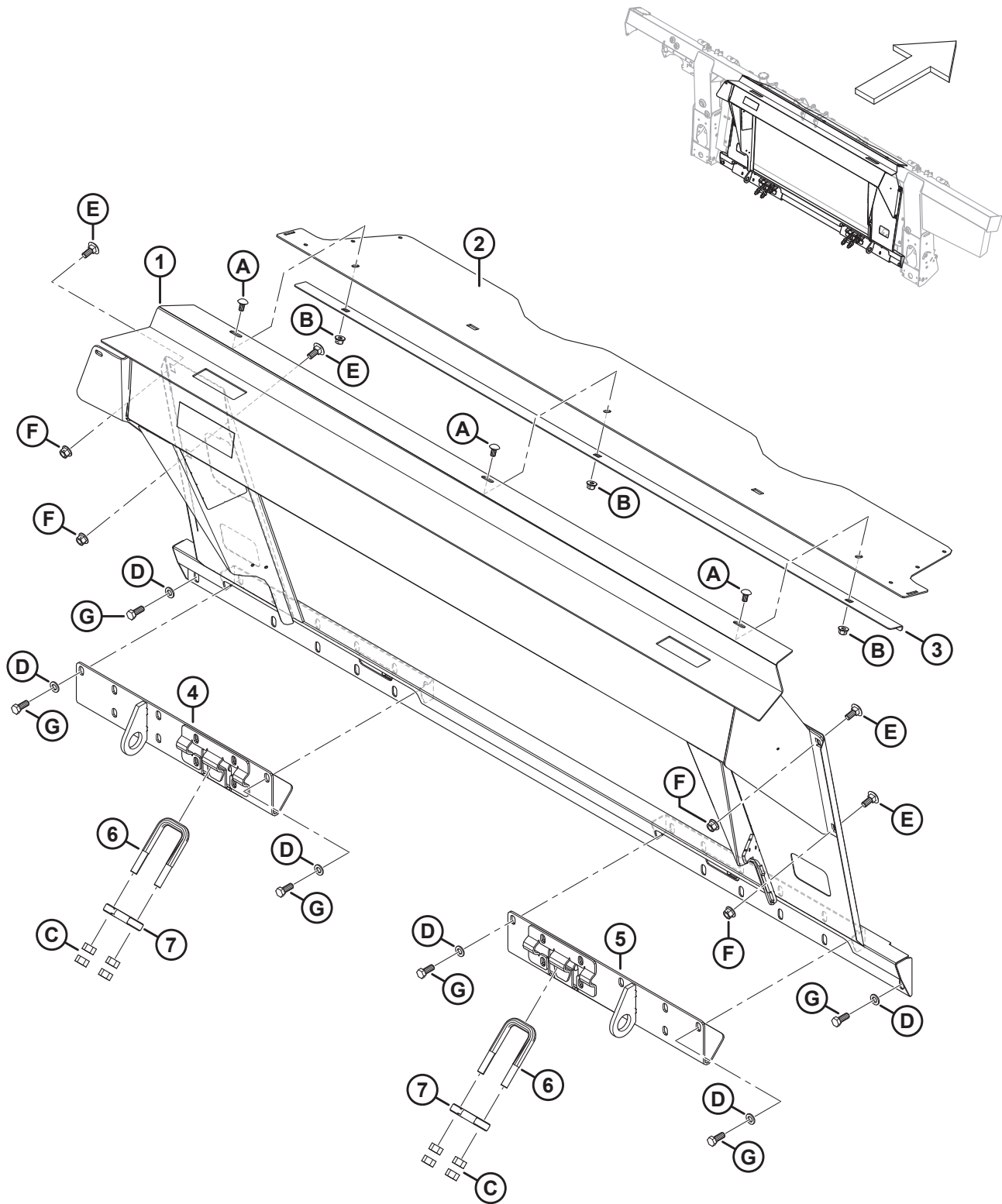
**CASE IH – HYDRAULIC/ELECTRICAL COMPLETION**

Ref	Part Number	Description	Qty	Serial Number
20	REF	HARNESS – CAB ADAPTER <sup>477</sup>	1	
	REF	MODULE – VALVE DRIVER <sup>477</sup>	1	
	REF	WASHER – LOCK, HDP 20, SIZE 24 <sup>477</sup>	1	
	REF	NUT – PANEL, HDP 20, SIZE 24 <sup>477</sup>	1	
21	REF	PLUG – TILT, PASS THRU <sup>478</sup>	1	
22	<b>349362</b>	<b>PLUG – SW PWR TRANSISTOR</b>	<b>1</b>	
A	167307	SCREW – HEX SOC HD M8 X 1.25 X 20-8.8-AA1J		
B	135337	NUT – HEX FLG CTR LK M8 X 1.25-8-AA1J		
C	136151	BOLT – HEX FLG HD TFL M10 X 1.5 X 16-8.8-AA1J		
D	134011	WASHER – LOCK SPRING, DEUTSCH HD, SIZE 24		
E	134010	NUT – PANEL, HD 30, SIZE 24		

477. For the harness, valve driver module, and hardware, refer to Section [149 Electrical – Base, page 383](#); required for model year 2018 and prior machines only.

478. The pass-thru tilt plug (MD #323698) connects to the float module’s main harness at P600. The float plug comes preinstalled for model year 2024 and later machines configured for Case combines, but it is NOT included in the completion package (B7507). To order the pass-thru tilt plug complete with installation instructions, refer to Section [149 Electrical – Base, page 383](#).

# 153 Case IH 2300/2500 Series – Float Module Completion





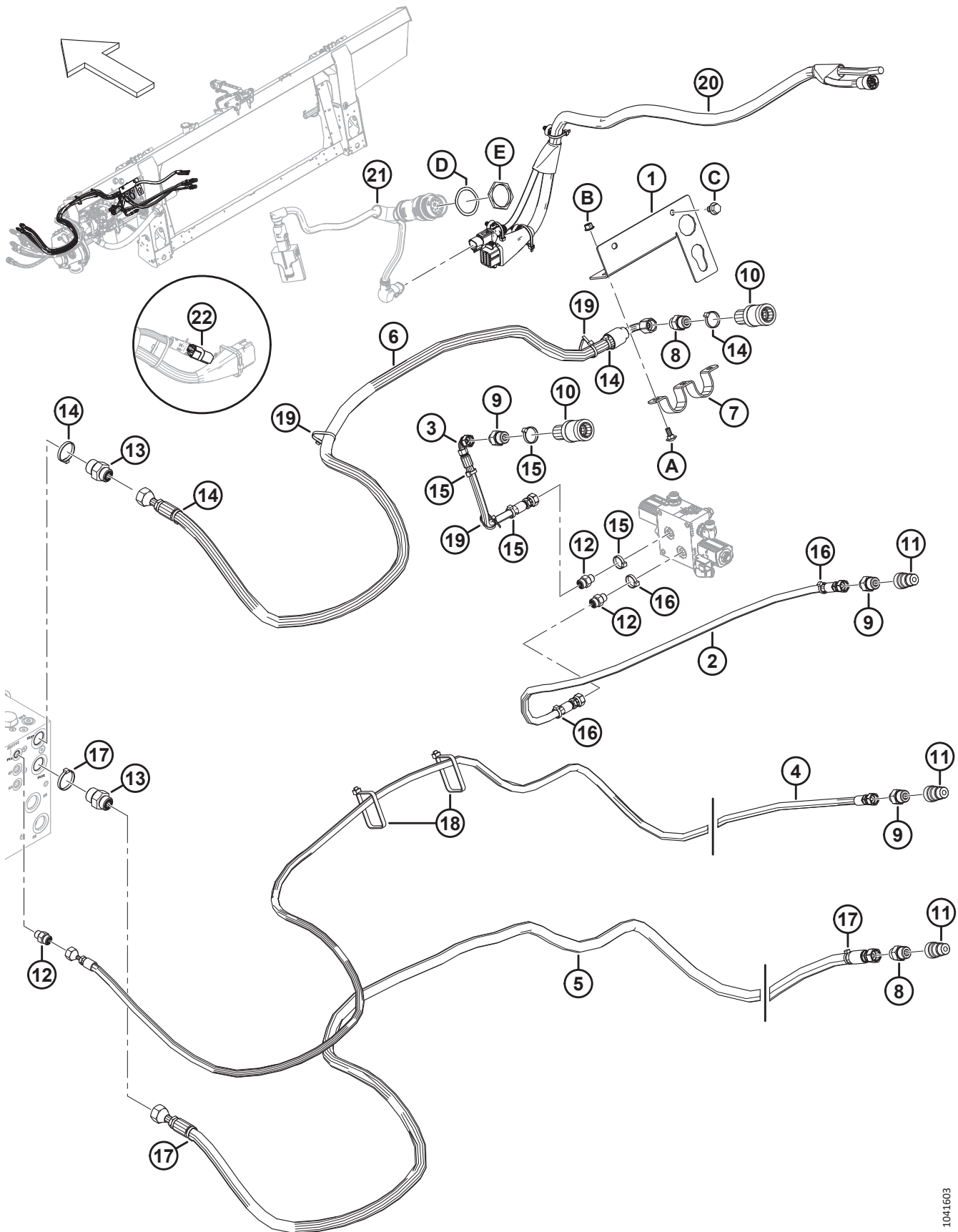
**CASE IH 2300/2500 SERIES – FLOAT MODULE COMPLETION**

<b>Ref</b>	<b>Part Number</b>	<b>Description</b>	<b>Qty</b>	<b>Serial Number</b>
	B7315	KIT – CIH 23/25 TRANSITION FRAME <sup>479</sup>		
1	347731	FRAME – CIH W/ DECAL	1	
2	357195	COVER – FEED AUGER TOP	1	
3	301629	RETAINER – DUST COVER	1	
4	347964	ANCHOR – WELDT LH	1	
5	347965	ANCHOR – WELDT RH	1	
6	133242	BOLT – U	2	
7	133241	LATCH – 2300 SERIES COMBINE	2	
A	184657	BOLT – RHSSN M10 X 1.5 X 20-8.8-AA1J		
B	135799	NUT – HEX FLG CTR LOC M10 X 1.5-10		
C	18592	NUT – HEX 5/8-11 UNC-GR 5-ZINC		
D	184714	WASHER – FLAT REG M12-300HV		
E	184667	BOLT – RHSN M12 X 1.75 X 30-8.8-ZINC		
F	136431	NUT – HEX FLG CTR LOC M12 X 1.75-10		
G	30630	BOLT – HEX HD TFL M12 X 1.75 X 30-8.8-A3L		

---

479. Kits are available through Whole Goods only.

# 154 Case IH 2300/2500 Series – Hydraulic/Electrical Completion



**CASE IH 2300/2500 SERIES – HYDRAULIC/ELECTRICAL COMPLETION**

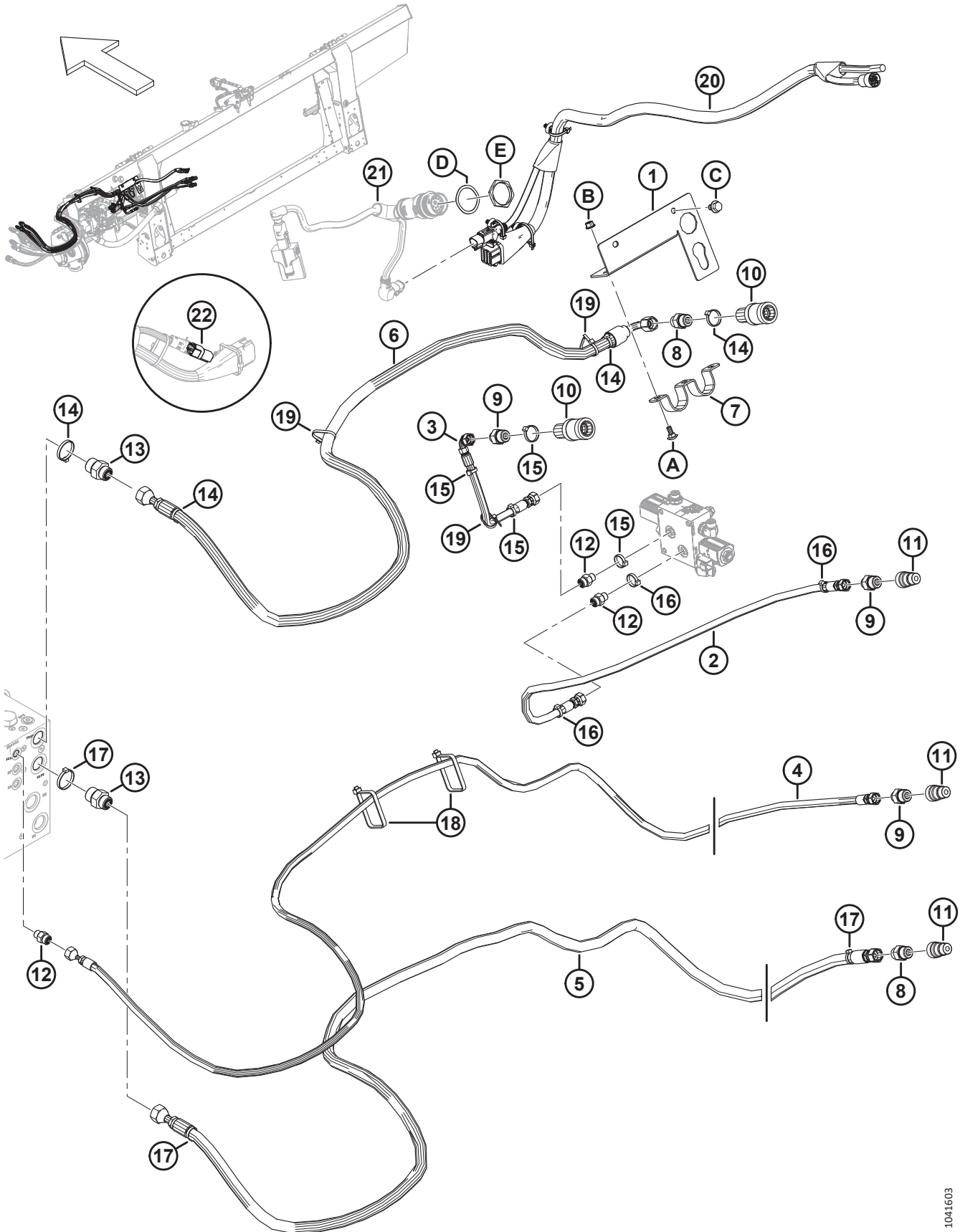
Ref	Part Number	Description	Qty	Serial Number
	B7316	KIT – CIH 23/25 HYD/ELEC <sup>480</sup>		
1	347796	SUPPORT – CONNECTOR	1	
2	323387	HOSE – HYD	1	
3	323386	HOSE – HYD	1	
4	323385	HOSE – HYD	1	
5	323384	HOSE – HYD	1	
6	323383	HOSE – HYD	1	
7	322695	HOLDER	1	
8	184463	FITTING – ADAPTER HYD	2	
	44210	O-RING – 2.46 X 19.18		
	135866	O-RING – 1.78 X 12.42		
9	184462	FITTING – ADAPTER HYD	3	
10	114143	FITTING – COUPLING HYD	2	
11	114142	FITTING – COUPLING HYD	3	
12	135778	FITTING – ADAPTER	3	
	50219	O-RING – 1.98 X 11.89		
	135865	O-RING – 1.78 X 9.25		
13	135786	FITTING – ADAPTER	2	
	50219	O-RING – Ø1.98 X Ø11.89		
	135865	O-RING – Ø1.78 X Ø9.25		
14	49232	FASTENER – CABLE TIE, WHITE	4	
15	49227	FASTENER – CABLE TIE, GREEN	4	
16	40702	FASTENER – CABLE TIE, RED	3	
17	40701	FASTENER – CABLE TIE, YELLOW	3	
18	30753	FASTENER – CABLE TIE, BLACK	2	
19	21763	FASTENER – CABLE TIE, BLACK	3	
20	335663	HARNESS – COMP CIH 23XX/25XX	1	
21	REF	HARNESS – CAB ADAPTER <sup>481</sup>	1	
	REF	MODULE – VALVE DRIVER <sup>481</sup>	1	
22	REF	PLUG – FLOAT CONFIG. 1 SENSOR (AUTO HEADER HEIGHT) <sup>482</sup>	1	
A	197171	BOLT – RHSN M8 X 1.25 X 20-8.8-ZINC		

480. Kits are available through Whole Goods only.

481. For the adapter harness, valve driver module, and hardware, refer to Section *149 Electrical – Base, page 383*.

482. The auto header height float plug (MD #328560) connects to the float module’s main harness at P600. The float plug is required when converting from the incomplete configuration or from machines configured for Case combines, but it is NOT included in the completion package (B7316). To order the float plug complete with installation instructions, refer to Section *149 Electrical – Base, page 383*.

CASE IH 2300/2500 SERIES – HYDRAULIC/ELECTRICAL COMPLETION

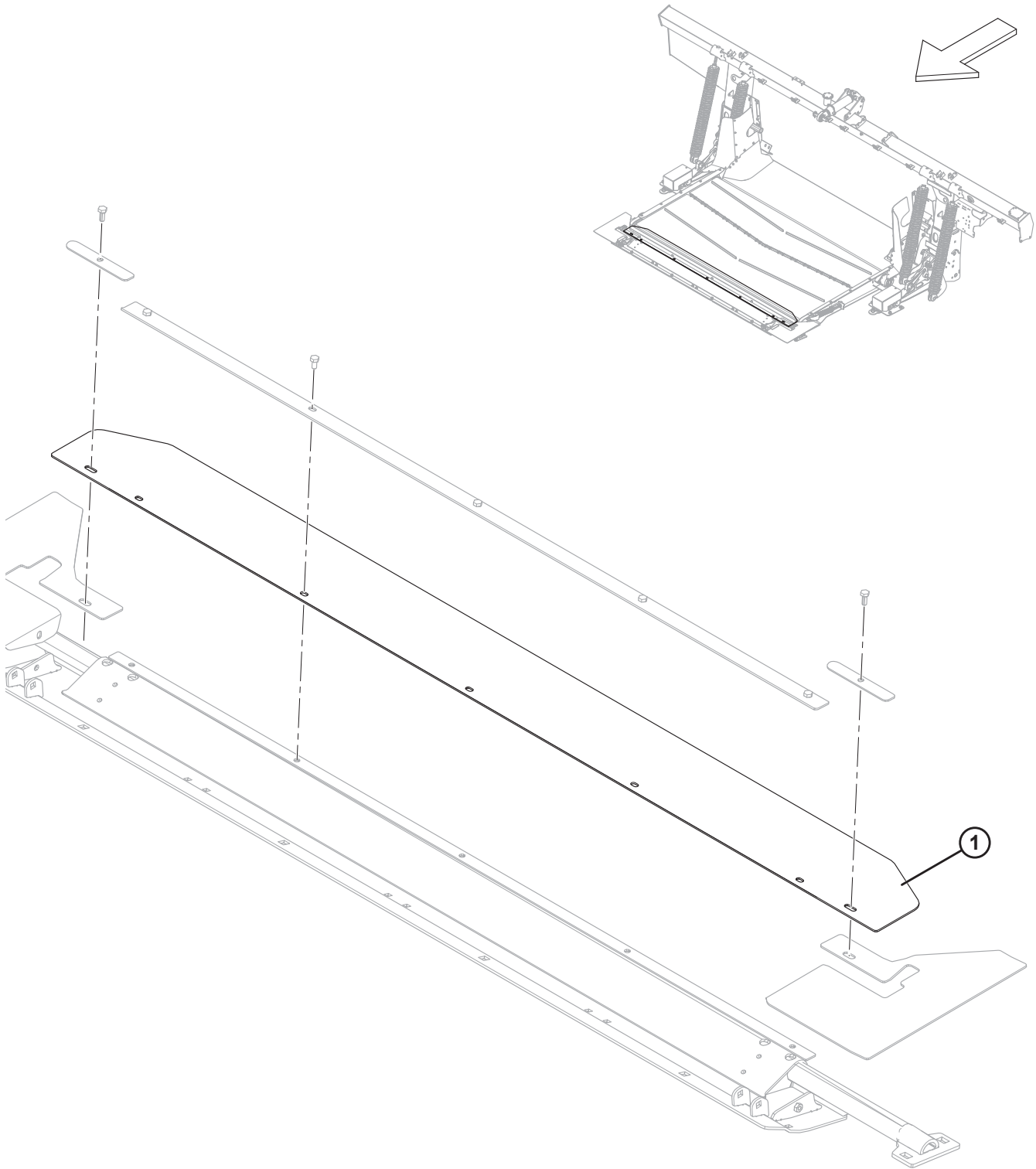


1041603

**CASE IH 2300/2500 SERIES – HYDRAULIC/ELECTRICAL COMPLETION**

<b>Ref</b>	<b>Part Number</b>	<b>Description</b>	<b>Qty</b>	<b>Serial Number</b>
B	135337	NUT – HEX FLG CTR LK M8 X 1.25-8-AA1J		
C	136151	BOLT – HEX FLG HD TFL M10 X 1.5 X 16-8.8-AA1J		
D	<b>134730</b>	<b>WASHER – LOCK, HDP 20, SIZE 24</b>		
E	<b>134728</b>	<b>NUT – PANEL, HDP 20, SIZE 24</b>		

# 155 (Option) Extended Center Filler



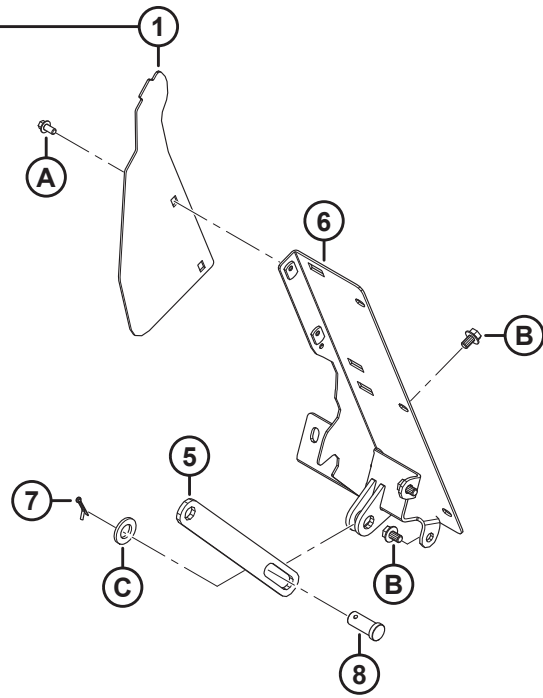
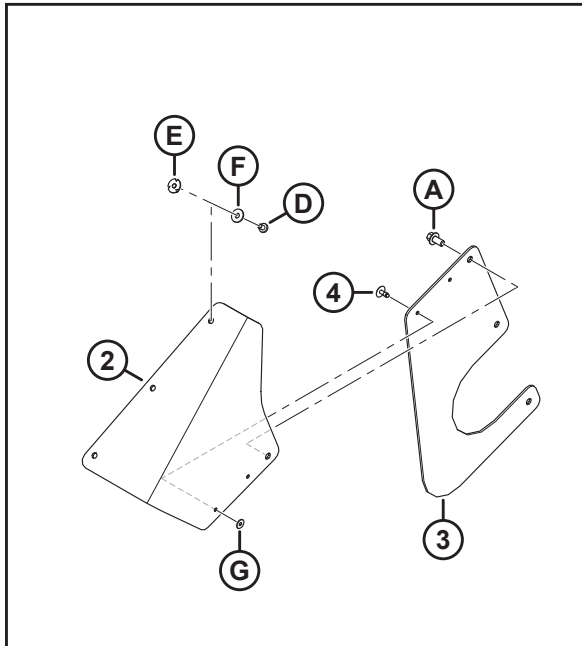
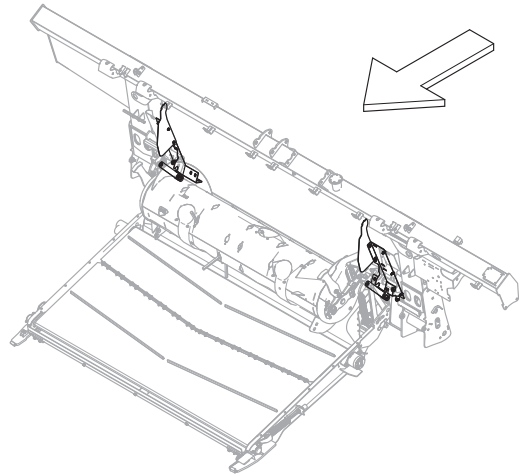
(OPTION) EXTENDED CENTER FILLER

Ref	Part Number	Description	Qty	Serial Number
	B6450	KIT – EXTENDED CENTER FILLER <sup>483</sup>		
1	295542	FILLER – PAN CENTER EXTENDED	1	

---

483. Kits are available through Whole Goods only.

# 156 (Option) FM200 Fillers and Links





(OPTION) FM200 FILLERS AND LINKS

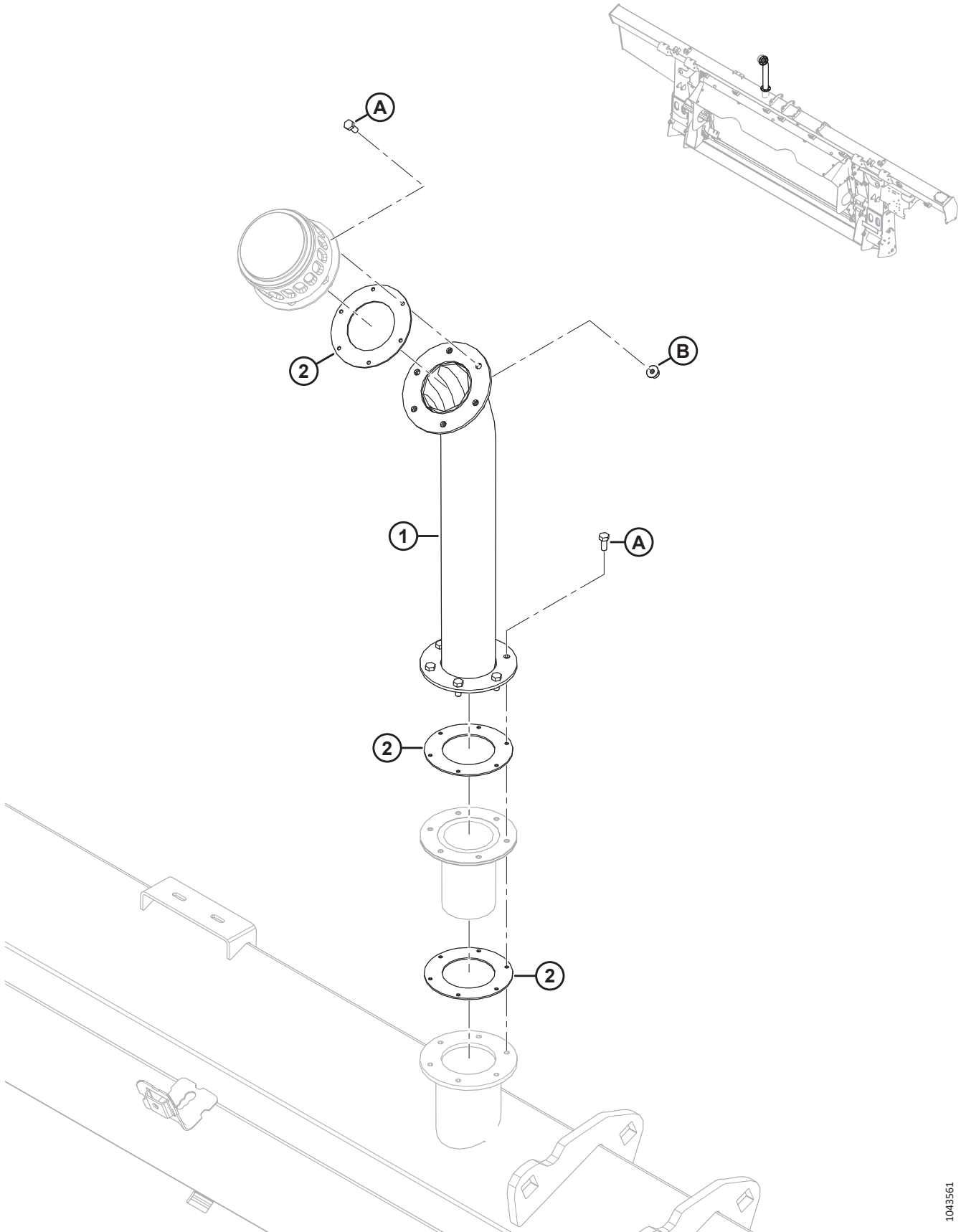
Ref	Part Number	Description	Qty	Serial Number
	B7342	KIT – FM200 ADAPTER FILLERS AND LINKS <sup>484</sup>		
1	357512	KIT – DUST COVER SIDES <sup>485</sup>	A/R	
2	357174	FLAP – DUST COVER FILLER	2	
3	357173	COVER – FEED AUGER SIDE	2	
4	293053	RIVET – POP	4	
5	322914	BAR – AUGER SUPPORT LIMITER	1	
6	NSS	FILLER – WELDMENT LH	1	
	NSS	FILLER – WELDMENT RH	1	
7	18648	PIN – COTTER 3/16 DIA X 1.25 ZP	2	
8	11814	PIN – CLEVIS, 23.8 MM, 30 MM ZN PL	2	
A	136485	BOLT – HEX FLG HD TFL M8 X 1.25 X 16-8.8-AA1J		
B	136151	BOLT – HEX FLG HD TFL M10 X 1.5 X 16-8.8-AA1J		
C	112130	WASHER – HARD ASTM F4363/4 IN. NOM. ID AB0C		
D	252291	SCREW – PAN HD M6 X 1 X 8-8.8-AA1J		
E	252051	NUT – TEE M6		
F	184706	WASHER – FLAT LARGE M6-200HV		
G	293054	WASHER – FLAT LARGE M5-200HV-AA1J <sup>486</sup>		

484. The FM200 Adapter Fillers and Links kit is used to convert John Deere X9 Series-configured FM200 Float Modules for use with other combine brands and models. Kits are available through Whole Goods only.

485. This kit is used to service units with superseded side covers (MD #347558). The kit includes two dust cover filler flaps (MD #357174), two feed auger side covers (MD #357173), four pop rivets (MD #293053), and hardware.

486. Washer (MD #293054) is not included in the kit, order this washer separately.

# 157 (Option) Hillside Extension



(OPTION) HILLSIDE EXTENSION

Ref	Part Number	Description	Qty	Serial Number
	<b>B7542</b>	<b>KIT – HYDRAULIC RESERVOIR FILL EXTENSION</b> <sup>487</sup>		
	<b>284975</b>	<b>KIT – HYDRAULIC RESERVOIR FILL EXTENSION</b> <sup>488</sup>		
1	NSS	HYD RESERVOIR FILL EXTENSION	1	
2	<b>312706</b>	<b>KIT – OIL FILL GASKETS</b> <sup>489</sup>	<b>A/R</b>	
	166450	DECAL – WARNING, HOT SURFACE	2	
A	320397	SCREW – HEX HD TFL M5 X 0.8 X 12-8.8-PLAIN (2022 AND LATER) <sup>490</sup>		421190–
	135873	SCREW – MACH #10-32 X 0.5 IN. HEX (2021 AND PRIOR) <sup>490</sup>		–421189
B	<b>136635</b>	<b>NUT – HEX FLG CTR LOC M5 X 0.8-8-AA1J</b>		

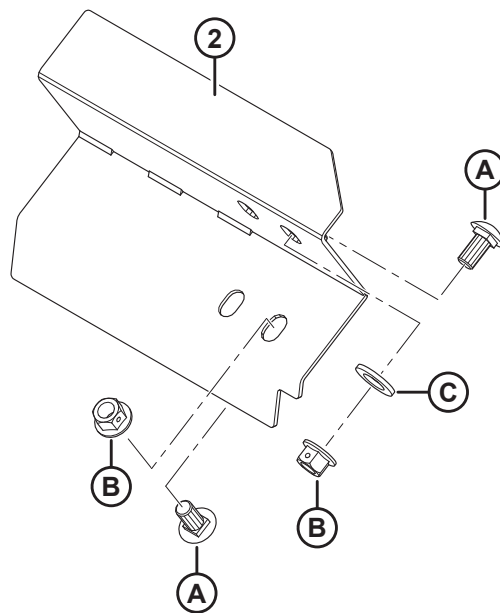
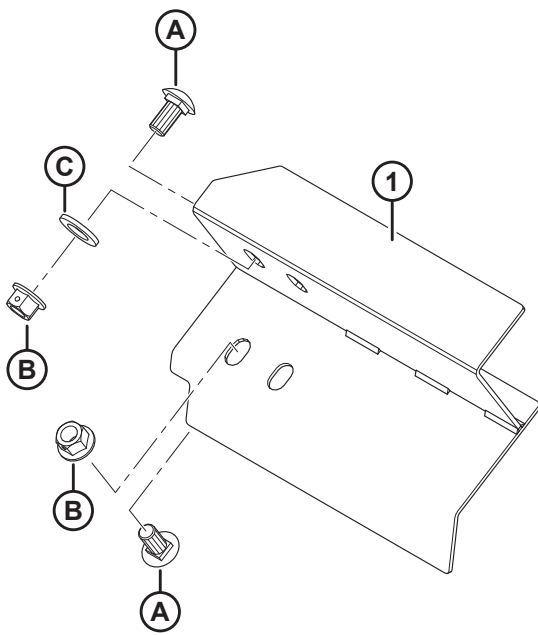
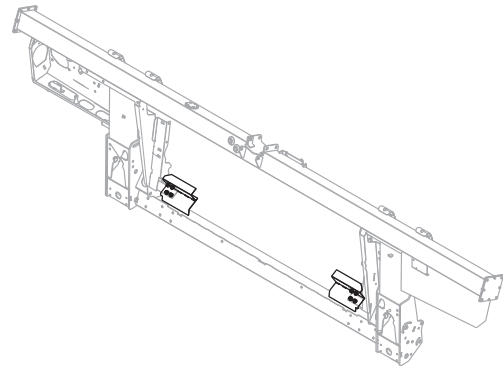
487. The kit includes hydraulic reservoir fill extension (NSS), 3 gaskets (NSS), 2 decals (MD #166450), 12 metric screws (MD #320397), 6 metric nuts (MD #136635), and instructions. For model year 2021 and prior machines with imperial threaded holes, order imperial screws (MD #135873) separately. Kits are available through Whole Goods only.

488. The kit includes hydraulic reservoir fill extension (NSS), 3 gaskets (NSS), 2 decals (MD #166450), 12 metric screws (MD #320397), 6 metric nuts (MD #136635), and instructions. For model year 2021 and prior machines with imperial threaded holes, order imperial screws (MD #135873) separately.

489. The Oil Fill Gaskets kit includes two gaskets (NSS).

490. On model year 2021 and prior units, use imperial screw (MD #135873) to prevent cross threading a metric bolt into an imperial threaded hole.

# 158 (Option) Stripper Bars



(OPTION) STRIPPER BARS

Ref	Part Number	Description	Qty	Serial Number
	B6042	KIT – STRIPPER BARS, 265 MM LG (WITHOUT CUTOUT) <sup>491</sup>		
	B6044	KIT – STRIPPER BARS, 325 MM LG <sup>491</sup>		
	B6045	KIT – STRIPPER BARS, 365 MM LG <sup>491</sup>		
	B6046	KIT – STRIPPER BARS, 403 MM LG <sup>491</sup>		
	B6213	KIT – STRIPPER BARS, 515 MM LG <sup>491</sup>		
1	213523	STRIPPER – WELDMENT, LEFT (265 MM LG W/O CUTOUT)	1	
	213573	STRIPPER – WELDMENT, LEFT (325 MM LG)	1	
	213567	STRIPPER – WELDMENT, LEFT (365 MM LG)	1	
	213561	STRIPPER – WELDMENT, LEFT (403 MM LG)	1	
	213579	STRIPPER – WELDMENT, LEFT (515 MM LG)	1	
2	213525	STRIPPER – WELDMENT, RIGHT (265 MM LG W/O CUTOUT)	1	
	213574	STRIPPER – WELDMENT, RIGHT (325 MM LG)	1	
	213568	STRIPPER – WELDMENT, RIGHT (365 MM LG)	1	
	213562	STRIPPER – WELDMENT, RIGHT (403 MM LG)	1	
	213580	STRIPPER – WELDMENT, RIGHT (515 MM LG)	1	
A	135903	BOLT – RHSN M12 X 1.75 X 25-8.8-A3L		
B	136431	NUT – HEX FLG CTR LOC M12 X 1.75-10-A3L		
C	184717	WASHER – FLAT REG M16-200HV-AA1J		

491. Kits are available through Whole Goods only.



# Index

795 .....	336	21572.....	278
1709 .....	356	21763.....	6, 122, 180, 182, 210, 288, 294, 312, 374, 378, 384, 396
4761 .....	66	21859.....	288, 292
5512 .....	322	23163.....	386
6647 .....	322	23164.....	192
7642 .....	184, 330	23165.....	302, 386
9213 .....	336	26429.....	222
9333 .....	336	30144.....	70
11695.....	66	30228.....	270
11814.....	340, 402	30316.....	324
13125.....	2, 6, 220	30368.....	230
13617.....	366	30441.....	28, 30
16235.....	84	30463.....	356
16266.....	10	30505.....	28, 30, 338, 340
16681.....	78, 80, 82	30515.....	230
17006.....	312	30520.....	84, 210, 266
18592.....	394	30627.....	290, 294, 326, 352
18598.....	338	30628.....	16, 184, 370
18601.....	128, 132, 306, 340, 352	30629.....	70
18603.....	66, 376	30630.....	88, 92, 94, 394
18605.....	84	30631.....	302
18606.....	66, 288, 294	30632.....	290, 294, 320
18607.....	78, 80, 82, 84, 86, 92, 94, 212, 322	30636.....	354
18608.....	210, 216, 266, 352, 356	30655.....	88, 92
18609.....	210, 268, 350, 374	30660.....	140, 142, 148, 150, 158, 160, 302
18619.....	220	30661.....	288, 292
18621.....	70, 78, 80, 82	30693.....	376
18624.....	276	30701.....	322
18626.....	72, 74	30702.....	322
18629.....	72, 74	30715.....	214, 218, 228, 358
18637.....	20, 22, 24, 26	30716.....	280, 284
18638.....	332, 338	30753.....	140, 146, 150, 158, 160, 306, 348, 378, 396
18648.....	70, 72, 74, 212, 222, 268, 340, 402	30934.....	288, 294
18671.....	84, 210, 220, 266, 348	30971.....	122, 124, 126, 130, 134, 138, 164, 168, 172, 308, 312, 382
18704.....	78, 80, 82	31465.....	338
18768.....	288, 294	31774.....	88, 92, 94, 352
18798.....	214, 308	32070.....	192, 386
18867.....	20, 22, 24, 26	36651.....	324
18898.....	358	39272.....	216
18916.....	214, 268	40701.....	122, 390, 396
19542.....	222	40702.....	122, 312, 376, 382, 390, 396
19958.....	84	40703.....	122, 312, 374, 382
20312.....	350	40704.....	122, 312, 374, 382
21010.....	366	42592.....	28
21032.....	210	43219.....	188
21061.....	312	44209.....	122, 124, 126, 130, 306, 382, 390
21194.....	66	44210.....	126, 130, 134, 136, 164, 168, 286, 292, 312, 382, 396
21235.....	332, 336	45427.....	376
21301.....	86, 90, 94	49227.....	122, 374, 382, 390, 396
21363.....	310		
21383.....	230		
21540.....	356		

## INDEX

49232	122, 390, 396	113937	56, 60, 64
49306	286, 292	114142	396
49378	222	114143	396
49904	350	115146	192, 386
50071	184	115670	56, 60, 64
50083	332	115759	192
50139	358	118011	366
50140	302	118239	218
50154	334	119529	280, 284
50155	92, 334, 338	119558	280, 282
50186	230	119560	280
50193	10, 120	119565	280
50219	70, 72, 74, 122, 124, 136, 138, 140, 142, 146, 152, 156, 160, 374, 390, 396	119593	276
50220	124, 312, 380, 382	119623	276
50223	126, 130, 286, 292	119641	276
100500	56, 60, 64, 350	119653	280, 282
100577	124	119654	280, 282
100709	68	119655	280
100710	68	119656	280
100712	68	119666	276
100714	68	119667	276
100715	68	119672	276
100717	68	119691	276, 282
100718	68	119692	282
100719	68	119693	282
100720	68	119694	282
100721	68	119696	276
100722	68	119697	276
100723	68	119705	276
100726	68	119706	276
100862	366	119725	276
101007	212, 266	119726	280, 284
101095	276	119737	284
101897	20, 22, 24, 26	119738	276
102264	220, 276, 374	119757	276
102629	68	119766	280
102630	68	120845	28, 30
102711	124	120901	66
103575	124	123180	330, 344
103879	84	123318	314
108172	270, 272, 288, 294	123406	338
111521	86, 90	123978	374
111528	358	129313	192
111545	380	129800	390
112130	34, 36, 340, 402	129801	390
112640	154	129976	390
112823	164, 168	129977	390
113152	68	130283	364
113153	68	132117	192, 386
113222	56, 60, 64, 350	132531	28
113229	66	132607	28, 30
113561	218	133047	352
113566	216	133136	376
113799	388	133241	394
		133242	394



## INDEX

133372 .....	366	135821 .....	138, 312, 382
133632 .....	324	135865 .....	70, 72, 74, 122, 136, 138, 140, 142, 146, 150, 152, 156, 160, 296, 374, 390, 396
133641 .....	328	135866 .....	122, 126, 130, 306, 312, 382, 390, 396
133877 .....	330	135867 .....	122, 126, 130, 134, 136, 164, 168, 286, 292
133942 .....	308	135868 .....	122, 126, 130, 134, 136, 138, 164, 168, 172, 312, 382
133992 .....	210, 266	135873 .....	404
134010 .....	392	135889 .....	172
134011 .....	392	135894 .....	16, 28, 34, 36, 188, 190
134437 .....	314	135900 .....	288, 294, 334
134442 .....	180, 182, 288, 294, 306, 384	135903 .....	20, 22, 24, 26, 30, 32, 34, 36, 78, 80, 82, 358, 406
134728 .....	180, 182, 384, 398	135952 .....	124
134730 .....	180, 182, 384, 398	135957 .....	126, 130, 286, 292
135156 .....	214, 268, 334, 338	135959 .....	6, 92
135157 .....	338	135995 .....	350, 374
135234 .....	374	136005 .....	46, 48, 50, 52, 252, 254, 258, 262
135235 .....	296	136036 .....	46, 48, 50, 52, 204, 246, 248, 250, 252, 254, 258, 262, 368
135248 .....	278	136050 .....	370
135266 .....	122	136088 .....	356
135290 .....	336	136095 .....	70, 74, 140, 146, 150, 152, 156, 160, 374
135319 .....	222	136106 .....	380
135335 .....	120, 310	136113 .....	290, 358
135336 .....	16	136122 .....	4, 70, 76
135337 .....	2, 6, 8, 16, 20, 22, 24, 26, 28, 32, 34, 36, 38, 84, 108, 110, 112, 114, 136, 166, 170, 188, 190, 218, 222, 228, 290, 294, 302, 346, 368, 370, 392, 398	136143 .....	78, 80, 82, 84
135369 .....	212, 334, 338	136144 .....	70, 138, 152, 374
135400 .....	380	136145 .....	140, 146, 150, 152
135401 .....	320	136146 .....	142, 156, 160
135443 .....	136, 140, 156, 160, 164, 168	136150 .....	140, 146, 150
135444 .....	142, 152, 164, 168	136151 .....	44, 100, 102, 174, 176, 178, 236, 240, 356, 376, 392, 398, 402
135523 .....	222	136178 .....	6, 16, 206, 342, 344, 352
135554 .....	312, 380	136209 .....	88, 92, 94
135626 .....	364	136211 .....	174, 176, 178
135630 .....	252, 256, 260, 264, 364	136220 .....	390
135696 .....	16, 222	136231 .....	16, 358
135716 .....	210	136240 .....	70, 152
135723 .....	344	136244 .....	126, 130, 306
135734 .....	380	136245 .....	126, 130, 134, 164, 172
135778 .....	72, 74, 122, 136, 140, 142, 146, 150, 152, 156, 160, 374, 390, 396	136248 .....	368
135780 .....	122, 126, 130, 306, 382	136249 .....	296
135783 .....	276, 310, 322	136254 .....	168
135785 .....	8, 16, 20, 22, 24, 26, 28, 166, 170, 278, 288, 294, 302, 340, 362, 372	136269 .....	124, 308
135786 .....	122, 390, 396	136291 .....	8, 88, 92, 338, 388
135788 .....	122, 126, 130, 134, 164, 168, 172, 312, 382	136300 .....	108, 110, 112, 114, 188, 190, 278
135789 .....	312, 382	136302 .....	302
135799 .....	2, 6, 8, 12, 16, 20, 22, 24, 26, 28, 44, 70, 72, 74, 100, 102, 108, 110, 112, 114, 116, 118, 120, 128, 132, 134, 136, 138, 166, 170, 184, 206, 212, 222, 236, 240, 278, 288, 294, 298, 302, 326, 328, 334, 340, 342, 344, 346, 352, 358, 362, 368, 370, 388, 394	136308 .....	366, 378
135800 .....	270, 272	136310 .....	72, 74
		136312 .....	204
		136327 .....	164, 168
		136339 .....	10, 222, 280, 302
		136342 .....	10, 222, 280, 302
		136355 .....	128, 132, 134, 166, 170, 172

## INDEX

136378 .....	340	137118 .....	270
136395 .....	108, 110, 112, 114, 116, 236, 240, 298	137375 .....	66, 86, 90, 288, 292
136399 .....	120	137476 .....	86, 90, 94
136401 .....	88, 92	137519 .....	270
136431 .....	2, 8, 16, 20, 22, 24, 26, 28, 30, 32, 34, 36, 66, 78, 80, 82, 88, 92, 94, 98, 100, 102, 108, 112, 116, 212, 218, 222, 236, 240, 268, 288, 294, 310, 334, 338, 346, 354, 358, 368, 376, 378, 388, 394, 406	137529 .....	98, 234, 238
136438 .....	306	137721 .....	86, 90
136440 .....	20, 22, 70, 74, 212, 268, 278, 334, 338, 376	137754 .....	270
136441 .....	334	137825 .....	90
136442 .....	128, 132, 134, 136, 140, 142, 148, 150, 154, 158, 160, 166, 170, 174	137980 .....	96, 234, 238
136443 .....	92	139003 .....	68
136445 .....	84	140225 .....	386
136446 .....	88, 92, 94, 214	140250 .....	94
136485 .....	84, 186, 188, 190, 222, 308, 358, 402	141220 .....	216
136486 .....	136, 166, 170	143107 .....	66
136492 .....	8	144531 .....	216, 266
136495 .....	128, 130, 134	144724 .....	212
136506 .....	346	145249 .....	28, 30
136524 .....	124	145558 .....	20, 22
136527 .....	164	145840 .....	20, 22, 24, 26
136540 .....	140, 144, 146, 150, 154, 158, 162	151691 .....	336
136561 .....	186, 188, 302	151793 .....	336
136592 .....	88, 92, 360	152274 .....	310
136595 .....	188	152395 .....	376
136596 .....	352	152439 .....	78, 80, 82, 346
136604 .....	186	152520 .....	72, 74, 360, 366
136613 .....	186	152602 .....	66
136635 .....	188, 404	152655 .....	2, 16, 44, 110, 114, 222, 236, 240, 274, 310, 344, 376
136640 .....	2, 16, 112, 116, 118, 236, 240	152668 .....	6, 88, 92, 120, 140, 146, 150, 186, 190, 218, 302, 352
136653 .....	296	152670 .....	302
136654 .....	296	152702 .....	214
136655 .....	182, 348, 384	152730 .....	28, 84, 88, 92, 94, 338, 380, 388
136671 .....	4	152731 .....	230, 310, 388
136701 .....	70, 76	152732 .....	28, 70, 72, 74, 222, 294, 298
136702 .....	88, 92	152779 .....	212, 222, 310
136704 .....	352	153151 .....	390
136717 .....	388	156178 .....	70
136736 .....	16, 338	156501 .....	350
136748 .....	190	156696 .....	308
136749 .....	12, 206, 276	156741 .....	350
136755 .....	376	156743 .....	338, 352
136757 .....	338	156948 .....	388
136759 .....	28, 32, 34, 36, 88, 92, 222, 302, 330	158174 .....	124
136773 .....	212, 218, 302	159020 .....	370
136824 .....	38, 188, 190	164061 .....	86, 90, 94
136842 .....	88, 92	164213 .....	86, 90, 94
136850 .....	124	164214 .....	86, 90, 94
136857 .....	212	164215 .....	84
136882 .....	86, 92	164216 .....	84
136900 .....	314	165168 .....	120
137092 .....	270	165524 .....	14, 192, 212
		165588 .....	120
		165735 .....	28, 30
		166450 .....	404

## INDEX

167307	392	184711	16, 28, 30, 120, 188, 190, 310, 368, 370
172259	30	184712	2, 290, 294, 352
172340	288, 292	184714	46, 48, 50, 52, 92, 222, 310, 376, 380, 388, 394
172558	338	184717	72, 74, 78, 80, 82, 218, 278, 388, 406
174131	386	184718	16
174304	66, 288, 292	187137	342, 344
174436	192	187428	332, 336
174849	96, 234, 238, 252, 254, 258, 262	187477	322
174879	72, 74	187518	338
181475	278	187660	374
181649	336	190752	370
183506	332	191353	86, 92
183508	332, 336	191489	6, 20, 22, 24, 26, 32, 34, 36, 84, 290, 294
184303	136, 140, 142, 146, 150, 156, 160	193187	216
184461	126, 130, 134, 136, 286, 292	193240	208
184462	396	193241	208
184463	312, 378, 382, 396	193242	208
184584	270, 272	193243	208
184587	320	194082	308
184597	96, 236, 240	197122	338
184642	190	197135	88, 92
184643	218	197171	20, 22, 24, 26, 302, 346, 368, 370, 396
184644	140, 146, 150	197229	188
184646	212, 218	197230	186, 190
184648	370	197263	330, 342, 344
184649	2	197275	28
184652	228, 280, 284, 372	197319	352
184656	144, 154, 166, 170, 222	197320	214, 308
184657	6, 358, 388, 394	206340	188
184658	136, 138	209045	312
184659	352	210661	210
184661	2, 12, 30, 290, 294, 302	210690	208
184662	30, 120, 328, 334, 346, 352	210918	214
184663	66	210985	210, 268
184664	230, 352	212250	350
184665	2, 222, 290, 294, 310	213084	342, 344
184667	2, 8, 88, 92, 218, 278, 388, 394	213110	336
184669	66, 354	213112	336
184672	218	213363	374
184673	66, 222	213418	362
184675	330	213419	362
184679	218	213420	336
184683	186	213523	406
184685	188	213525	406
184692	120, 128, 132, 134, 136, 140, 144, 148, 150, 154, 158, 162, 166, 170, 174	213546	332
184694	368	213552	332
184695	222	213554	332
184696	12, 66, 244, 302	213561	406
184697	96, 230, 236, 240	213562	406
184701	186	213567	406
184705	188	213568	406
184706	18, 308, 402	213573	406
184708	88, 92, 214, 302	213574	406
184709	40, 42, 218, 222, 280, 284, 358, 370	213579	406

## INDEX

213580	406	228382	90
213608	330	228384	90
213633	370	228385	90
213634	370	228460	86, 90
213635	370	228477	86, 92
213649	332	228478	86, 90
213654	332	228479	86, 90
213656	330	228485	86, 92
213657	330	228604	86, 90
213659	332	228611	86, 90
213660	330	228614	86
213679	332	228619	90
213713	358	228848	90
213731	334	230968	216, 266
213733	334	231368	362
213750	332	231448	340
213801	332	231765	370
213802	332	232219	136
213851	332, 336	232233	136, 164, 168
213857	336	232395	136, 140, 142, 146, 150, 156, 160
213859	332	232397	164, 168
220084	192	232405	164, 168
220107	6	232676	186
220317	336	232762	244
220807	202	232806	120
220814	202	233371	286, 292
220817	198	233443	288, 294
220824	198	233445	288, 294
220831	200	233446	288, 294
220832	200	233447	288, 294
220834	200	233450	286, 292
220835	202	233513	286, 292
220836	198	233514	288, 294
220939	96, 234, 238	233516	294
220941	96, 234, 238, 270	233519	286
226280	46, 48, 50, 52, 204, 252, 254, 258, 264	233552	292
226295	46, 48, 50, 52, 248, 250, 252, 256, 258, 264	233621	288, 292
226400	66	233622	288, 294
226861	50, 52	233623	288, 294
226926	66	233625	288, 294
226927	66	233635	246
226941	56, 60, 64	233654	288
226983	56, 60, 64	233655	288
227656	28	233656	288
227747	28	233657	288
227914	28, 30	233658	288
228292	86, 90, 94	233659	288
228299	86, 90	233660	288
228301	86, 90	233661	288
228302	94	233662	292
228316	98, 236, 240	233663	294
228319	96, 234, 238	233669	292
228322	84	233705	288, 292
228338	72, 74	233706	288, 294
228381	78, 80, 82	233724	286, 292

## INDEX

233725 .....	286, 292	252423 .....	68
233736 .....	286	252462 .....	310
233738 .....	286	252541 .....	12, 334, 338
233740 .....	292	252564 .....	352
233741 .....	292	252581 .....	4, 70, 74
233745 .....	288, 294	252621 .....	286, 292
233748 .....	204	252633 .....	136
233770 .....	204	252638 .....	334
233799 .....	246	252639 .....	338
233800 .....	246	252655 .....	222
233841 .....	222	252687 .....	96, 118, 234, 238, 252, 256, 260, 264
233912 .....	184	252691 .....	334, 338
233913 .....	184	252692 .....	374
233914 .....	184	252694 .....	390
237363 .....	388	252701 .....	334
240010 .....	370	252703 .....	330, 342, 344
240013 .....	370	252795 .....	122, 306
240254 .....	370	252814 .....	312, 380
240264 .....	370	252902 .....	122
245158 .....	286, 292	252958 .....	208
245316 .....	366, 378	254183 .....	376
245428 .....	196	255461 .....	140, 146, 150
245432 .....	196	257054 .....	68
245433 .....	196	257089 .....	68
245753 .....	380	258318 .....	358
245966 .....	340	258391 .....	220
247222 .....	210	258454 .....	274
248117 .....	330	258458 .....	274
248144 .....	336	258700 .....	358
248145 .....	330	258876 .....	252, 254, 258, 262, 358
248261 .....	350	273052 .....	270, 272
248285 .....	332	273078 .....	86, 90
248348 .....	340	273122 .....	78, 80, 82
248349 .....	340	273138 .....	78, 80, 82
248388 .....	336	273258 .....	86, 90
248538 .....	330	273259 .....	86, 90
248643 .....	186, 188	273278 .....	78, 82
248833 .....	370	273281 .....	80
248914 .....	370	273283 .....	78, 82
251879 .....	186	273284 .....	80, 84
251881 .....	186	273285 .....	164, 168
252051 .....	308, 370, 402	273304 .....	78, 80, 82
252176 .....	120	273309 .....	84
252179 .....	278, 284	273347 .....	98, 234, 238
252187 .....	334, 338	273373 .....	98
252188 .....	334, 338	273375 .....	100, 102
252236 .....	302	273376 .....	98
252272 .....	212, 268, 368	273440 .....	192
252284 .....	16	273453 .....	242
252288 .....	338	273523 .....	100, 102, 234, 238
252291 .....	308, 370, 402	273524 .....	98, 234, 238, 276
252292 .....	302	273536 .....	98, 234, 238
252307 .....	126, 130, 286, 292	273594 .....	242
252351 .....	314	273615 .....	230
252398 .....	302	273637 .....	84

## INDEX

273653 .....	72, 74	275641 .....	36
273666 .....	98, 100, 102	275675 .....	24, 26
273680 .....	70	275676 .....	26
273689 .....	242	275690 .....	34, 36
273758 .....	86, 90	275691 .....	294
273759 .....	94	275692 .....	292
273772 .....	84	275770 .....	34, 36
273777 .....	78, 80, 82, 84, 276	275779 .....	36
273787 .....	72	275837 .....	22, 24
273788 .....	74	275860 .....	30
273789 .....	74	275864 .....	30, 252, 254, 258, 262
273790 .....	70	275877 .....	28
273795 .....	70	275879 .....	28
273813 .....	116, 234	275902 .....	28
273823 .....	116	275938 .....	20, 22
273831 .....	78, 80, 82, 84	275941 .....	20, 22
273860 .....	70	275960 .....	36
273861 .....	78, 80, 82	275965 .....	26
273873 .....	192	276062 .....	358
273875 .....	86, 90	276117 .....	358
273907 .....	86, 90, 242	276140 .....	332
273926 .....	86, 90, 94	276180 .....	332
273963 .....	86, 90, 242	276183 .....	336
273968 .....	118, 234, 238	276206 .....	332
275211 .....	28	276326 .....	386
275232 .....	28, 30	276770 .....	358
275308 .....	32	276790 .....	314
275309 .....	32	276839 .....	252, 254, 258, 262, 330
275319 .....	22, 26	279085 .....	288, 294
275320 .....	22, 26	279528 .....	192
275324 .....	28	283002 .....	66
275332 .....	30	283008 .....	296
275348 .....	28	283046 .....	126
275375 .....	28	283047 .....	126
275404 .....	20	283048 .....	126
275405 .....	20	283051 .....	172
275406 .....	32	283052 .....	172
275407 .....	32	283053 .....	146
275460 .....	22	283055 .....	146
275461 .....	22	283056 .....	146
275464 .....	32	283057 .....	140, 146, 150
275465 .....	32	283058 .....	140, 146, 150
275483 .....	24	283059 .....	140, 142, 146, 150, 156, 160
275484 .....	24	283060 .....	140
275513 .....	34	283061 .....	286, 292
275514 .....	34	283062 .....	286, 292
275521 .....	286	283063 .....	126, 130, 134
275524 .....	286	283065 .....	126, 130
275530 .....	286	283066 .....	296
275532 .....	286	283074 .....	156, 160
275533 .....	286	283075 .....	156, 160
275542 .....	286, 292	283077 .....	286, 292
275543 .....	286, 292	283091 .....	164, 168
275614 .....	286	283092 .....	164, 168
275640 .....	36	283096 .....	156

## INDEX

283102 .....	126	283432 .....	160
283104 .....	126	283433 .....	160
283141 .....	146	283447 .....	150
283143 .....	146	283449 .....	150
283144 .....	146	283450 .....	150
283164 .....	172	283456 .....	126
283172 .....	130	283457 .....	126
283173 .....	130	283458 .....	126
283174 .....	130	283461 .....	172
283180 .....	146	283462 .....	172
283182 .....	146	283463 .....	130
283183 .....	146	283464 .....	130
283199 .....	172	283465 .....	130
283200 .....	172	283468 .....	172
283201 .....	126	283469 .....	172
283202 .....	126, 130, 134	283500 .....	122, 124
283205 .....	172	283502 .....	122, 124
283231 .....	126	283515 .....	134
283232 .....	126	283519 .....	134
283233 .....	126	283520 .....	152
283238 .....	134	283521 .....	152
283239 .....	134	283522 .....	152
283242 .....	134	283523 .....	152
283243 .....	134	283525 .....	168
283244 .....	136	283526 .....	152
283245 .....	136	283527 .....	156
283246 .....	140	283528 .....	156
283247 .....	140	283529 .....	160
283248 .....	140	283531 .....	160
283249 .....	140	283533 .....	160
283251 .....	142	283534 .....	156
283252 .....	164	283535 .....	156
283253 .....	164	283540 .....	156, 160
283254 .....	164	283541 .....	156
283255 .....	164	283542 .....	156
283256 .....	164	283555 .....	288, 292
283257 .....	164	283567 .....	124
283258 .....	142	283569 .....	124
283259 .....	142	283571 .....	286, 292
283260 .....	142	283579 .....	296
283261 .....	142	283580 .....	168
283262 .....	142	283581 .....	152
283263 .....	142	283582 .....	152
283283 .....	138	283697 .....	174
283284 .....	138	283747 .....	152
283285 .....	138	283750 .....	142, 156
283293 .....	136	283785 .....	152
283294 .....	136	283791 .....	140, 146, 150
283295 .....	136	283797 .....	128, 130, 140, 146, 150
283296 .....	136	283807 .....	128, 130, 140, 146, 150
283297 .....	136	283810 .....	152
283327 .....	142	283818 .....	134, 136, 142, 152, 156, 160, 166, 168, 174
283412 .....	134	283820 .....	134, 136, 142, 152, 156, 160, 166, 168, 174
283413 .....	134	283822 .....	150
283431 .....	160	283823 .....	150

## INDEX

283824 .....	150	286493 .....	56, 58, 62
283849 .....	174, 176, 178	286562 .....	54, 58, 62
283984 .....	126, 130, 134	286563 .....	58, 62
283987 .....	142, 152, 166, 168	286564 .....	54, 62
283988 .....	142, 152, 166, 168	286565 .....	56, 58, 62
283989 .....	142, 152, 166, 168	286566 .....	56
283990 .....	138	286567 .....	56
283993 .....	136	286575 .....	62
284215 .....	210	286576 .....	58
284548 .....	210	286579 .....	54, 58, 62
284549 .....	216	286580 .....	58, 62
284550 .....	218	286581 .....	54, 62
284971 .....	388	286582 .....	56, 58, 62
284975 .....	404	286583 .....	56
284976 .....	388	286584 .....	56
286087 .....	66	286592 .....	62
286089 .....	66, 68	286593 .....	58
286257 .....	46, 48, 50, 52, 252, 254, 258, 262	286597 .....	54
286315 .....	46, 50, 248, 258, 262	286598 .....	54
286316 .....	46, 50, 248, 258, 262	286599 .....	54
286317 .....	50, 226, 262	286609 .....	54
286318 .....	46, 48, 52, 224, 250, 252, 254, 258	286610 .....	54
286319 .....	46, 48, 50, 52, 224, 226, 250, 252, 254, 258, 262	286611 .....	54
286320 .....	52, 254	286618 .....	58
286321 .....	224, 226	286619 .....	62
286322 .....	224, 226	286621 .....	56, 60, 64
286323 .....	224, 226	286627 .....	56, 58, 62
286329 .....	46, 50, 258, 262	286628 .....	58, 64
286330 .....	48, 52, 250, 252, 254	286629 .....	60, 64
286331 .....	46, 48, 50, 52, 250, 252, 254, 258, 262	286665 .....	50
286332 .....	50, 226, 262	286666 .....	50
286333 .....	52, 254	286669 .....	46
286362 .....	60, 64	286670 .....	46
286363 .....	60, 64	286676 .....	52
286440 .....	56, 60, 64	286677 .....	52
286445 .....	68	286679 .....	48
286461 .....	56, 58, 62, 248, 250, 252, 254, 258, 262	286680 .....	48
286462 .....	56, 58, 62	286687 .....	226
286463 .....	58, 64	286688 .....	226
286464 .....	60, 64	286690 .....	224
286465 .....	58, 64	286691 .....	224
286466 .....	60, 64	286692 .....	224
286475 .....	56, 60, 64, 248, 250, 252, 254, 258, 262	286703 .....	66
286476 .....	56, 60, 64, 248, 250, 252, 254, 258, 262	286705 .....	46, 48, 50, 52
286477 .....	56, 60, 64, 248, 250, 252, 254, 258, 262	286741 .....	6
286478 .....	56, 60, 64	286758 .....	54, 58, 62
286479 .....	18, 56, 60, 64, 252, 254, 258, 262	286759 .....	58, 62
286481 .....	56, 60, 64, 252, 254, 258, 262	286760 .....	54, 62
286483 .....	68	286761 .....	56, 58
286485 .....	68	286763 .....	56
286486 .....	68	286764 .....	56
286488 .....	68	286768 .....	62
286489 .....	68	286769 .....	58
286490 .....	68	286779 .....	54
		286780 .....	54



## INDEX

286781 .....	54	295211 .....	370
286789 .....	58	295212 .....	370
286790 .....	62	295213 .....	370
286826 .....	66	295261 .....	358
286836 .....	226	295407 .....	366
286837 .....	226	295542 .....	400
286861 .....	60, 64, 254, 262	295766 .....	366
286862 .....	60, 64	295770 .....	366
286863 .....	60, 64	295853 .....	366, 378
286866 .....	58	295927 .....	376
286867 .....	62	295992 .....	358
286871 .....	58	301115 .....	8
286872 .....	62	301126 .....	358
286876 .....	58	301127 .....	358
286877 .....	62	301318 .....	374
286888 .....	58	301427 .....	332, 336, 348
286889 .....	62	301441 .....	336
287449 .....	374	301513 .....	350
287450 .....	374	301629 .....	388, 394
287451 .....	374	301633 .....	350
287701 .....	208	301805 .....	340
287702 .....	386	301806 .....	340
287705 .....	386	301807 .....	340
287887 .....	342, 344	301971 .....	318
287888 .....	342, 344	301992 .....	336
287889 .....	344	301993 .....	336
287890 .....	344	301994 .....	332
287939 .....	370	302204 .....	192, 212, 288, 294, 386
288195 .....	192	303021 .....	210
289220 .....	2	303033 .....	210
289235 .....	10	303169 .....	216
289261 .....	2	303251 .....	212, 268
289358 .....	2	303283 .....	212
289359 .....	10	303341 .....	212
289375 .....	16	303379 .....	208
289380 .....	16	303380 .....	210
289439 .....	16	303486 .....	210
289483 .....	16	303491 .....	210
289487 .....	16	303492 .....	208, 268
289618 .....	16	303520 .....	268
289621 .....	16	303525 .....	208, 268
289654 .....	12	303691 .....	208
289742 .....	2	303693 .....	208
289759 .....	120	303766 .....	208
289762 .....	192	303832 .....	210
289763 .....	192	303839 .....	208, 268
289869 .....	120	303898 .....	212
289880 .....	70	303961 .....	208
289924 .....	16	304040 .....	358
289925 .....	16	304494 .....	342
291484 .....	186	304514 .....	332
291485 .....	186	304520 .....	332
292692 .....	210, 268	304521 .....	336
293053 .....	308, 358, 402	304611 .....	296
293054 .....	308, 402	304658 .....	308

## INDEX

304668	308	311632	84
304931	336	311643	106
307727	192	311644	106
308056	332	311645	106
308536	330	311646	106
308538	332	311647	106
308648	332, 336	311648	106
308658	374	311672	98, 234, 238
308725	310, 318	311694	112
308726	310, 322	311695	114
308732	310	311729	112, 234, 238
308740	310	311752	112, 234
308755	310	311753	114, 234
308774	362	311789	248
308848	322	311790	250
308850	332	311793	252
308852	322	311794	254
308859	332	311795	118
308878	356	311807	306
308879	356	311808	306
308943	232	311810	306
311044	106	311811	306
311045	106	311814	306
311055	270	311815	306
311069	270	311816	306
311207	96	311822	118, 234
311210	96	311863	108, 238
311237	78, 80, 82	311864	110, 238
311238	78, 80, 82	311868	238
311284	72	311870	238
311285	70	311882	242
311303	96	311906	116, 234, 238
311306	96, 234	311949	72
311318	188	311959	272
311321	270, 272	311964	108, 112, 116, 234, 238
311322	270, 272	311965	110, 114, 234, 238
311325	96, 234, 238	311972	272
311327	96, 234, 238	312654	128, 130, 134, 136, 140, 142, 146, 150, 152, 156, 160, 166, 168, 174
311347	234, 238	312673	228
311359	84	312675	120
311365	96, 238	312680	120
311368	96, 238	312706	404
311464	206	313035	108, 110, 112, 114
311493	192	313064	184
311523	96, 234, 238, 252, 254, 258, 262	313192	184
311524	96, 118, 234, 252, 254	313303	16
311588	96	313304	16
311589	96	313374	228
311611	70, 74	313406	208
311612	70	313425	208
311613	70, 74	313432	16
311615	98, 234, 238	313461	220
311617	98, 234, 238	313501	296, 300
311620	86, 90	313502	296, 300
311627	70		

## INDEX

313566	206	313833	300
313644	184	313834	300
313705	206	313835	300
313725	192	313836	300
313728	386	313837	300
313729	192	313838	300
313733	192	313839	302
313734	374	313841	300
313744	296	313843	304
313745	296	313844	302
313749	296	313845	302
313750	296	313846	304
313767	10	313847	302
313768	192	313848	302
313780	296	313849	302
313783	16	313869	300
313787	192	313881	302
313788	296	313882	300
313789	298	313883	300
313790	298	313884	300
313797	296	313940	184
313798	300	313964	78, 80, 82, 84
313799	300	314062	330
313800	300	314082	318
313801	296	314136	332, 336
313802	300	314169	332, 336
313803	302	314276	350
313804	300	314292	374
313805	300	314389	380
313806	300	314391	382
313807	300	314392	382
313808	296	314394	382
313809	300	314395	378
313810	300	314396	378
313811	300	314397	374
313812	300	314399	374
313813	300	314401	382
313814	300	314402	380
313815	300	314416	374
313816	302	314417	374
313817	300	314537	380
313818	300	314585	390
313819	300	314586	390
313820	300	314587	390
313821	300	314588	390
313822	300	314645	374
313824	300	314657	328
313825	300	314680	346
313826	300	314928	308
313827	300	316044	210
313828	300	316095	208, 268
313829	302	316096	208, 268
313830	302	316110	208
313831	302	316118	208
313832	304	316119	208

## INDEX

316284 .....	208, 268	320148 .....	18
316293 .....	212	320154 .....	214
316330 .....	210, 266	320167 .....	28
316358 .....	208	320168 .....	70, 74
316639 .....	212	320175 .....	98, 236, 240
316649 .....	212	320176 .....	218, 358
316662 .....	268	320179 .....	98
316793 .....	210, 266	320180 .....	88, 92, 94, 98, 100, 102, 108, 112, 116, 236, 240, 322
316794 .....	208	320181 .....	24, 26
316847 .....	210, 266	320182 .....	30
316848 .....	210, 266	320187 .....	96, 236, 240
316851 .....	210, 266	320190 .....	22, 24, 26, 40, 42, 222, 278
316859 .....	214, 268	320192 .....	96, 234, 240, 242
316860 .....	214, 268	320196 .....	70
319051 .....	28	320205 .....	212, 216, 276
319095 .....	18, 252, 254, 258, 262	320206 .....	28, 30
319098 .....	18	320207 .....	78, 80, 82, 84
319099 .....	18	320208 .....	218, 388
319100 .....	18	320213 .....	216
319102 .....	18	320214 .....	66
319103 .....	18	320215 .....	66
319105 .....	18, 252, 254, 258, 262	320218 .....	10
319222 .....	20, 22, 24, 26	320219 .....	218
319223 .....	20, 22, 24, 26	320220 .....	222, 298
319225 .....	32, 34, 36	320248 .....	184
319265 .....	30	320259 .....	348
319345 .....	18	320290 .....	20, 22, 24, 26, 32, 34, 36
319346 .....	18	320304 .....	2
319347 .....	18	320311 .....	66
319366 .....	24, 26	320327 .....	16
319429 .....	42	320336 .....	174, 176, 178
319430 .....	40, 42	320358 .....	362, 368
319431 .....	40, 42	320360 .....	248, 250, 252, 254, 258, 262, 310
319540 .....	18	320388 .....	308
319583 .....	30	320389 .....	352
319662 .....	18	320390 .....	190, 352
319676 .....	30	320404 .....	222
319707 .....	28	320409 .....	190
319708 .....	28	320410 .....	190
319715 .....	22, 24	320441 .....	278
319716 .....	22, 24	320448 .....	40, 42, 174, 176, 178
319717 .....	26	320500 .....	350
319718 .....	26	322022 .....	374
319721 .....	20	322046 .....	350
319722 .....	22	322142 .....	314
319723 .....	22	322148 .....	312, 314, 316
319724 .....	22, 26	322149 .....	316
319725 .....	22, 26	322157 .....	316
319722 .....	24	322158 .....	316
319727 .....	24	322160 .....	316
320011 .....	212, 268	322161 .....	316
320026 .....	4, 66	322192 .....	318
320039 .....	218	322193 .....	318
320060 .....	20, 22, 214, 268	322195 .....	318
320089 .....	66		

## INDEX

322197 .....	318	323687 .....	74
322219 .....	350	323688 .....	74
322256 .....	382	323698 .....	384
322372 .....	330	323772 .....	176, 178
322377 .....	336	323773 .....	174
322383 .....	384	323795 .....	176, 178
322397 .....	330	323860 .....	306
322409 .....	318	323918 .....	174
322555 .....	364	323921 .....	168
322557 .....	350	323937 .....	188
322561 .....	310	327086 .....	212, 268
322668 .....	356	327089 .....	210, 268
322695 .....	396	327179 .....	208
322770 .....	330	327255 .....	210
322870 .....	308	327294 .....	216
322872 .....	308	327304 .....	216
322914 .....	340, 402	327428 .....	208
322961 .....	348	327429 .....	208
322962 .....	348	327532 .....	216
322970 .....	74, 340	327534 .....	212
322981 .....	350	327535 .....	212
322996 .....	324	327561 .....	208
322997 .....	324	327563 .....	216
323017 .....	168	327588 .....	218
323018 .....	152	327600 .....	212, 266
323023 .....	142, 152, 164, 168	327649 .....	216
323039 .....	180	327655 .....	268
323040 .....	182	327656 .....	268
323041 .....	182	327659 .....	218
323042 .....	182	327664 .....	218
323043 .....	182	327672 .....	210
323049 .....	210	327682 .....	266
323130 .....	180, 182	327692 .....	218
323145 .....	180, 182	327694 .....	216
323164 .....	176, 178	327696 .....	216
323165 .....	178	327704 .....	208
323166 .....	176, 178	327710 .....	214
323168 .....	174	327716 .....	212
323169 .....	176, 178	327717 .....	216, 266
323170 .....	174	327738 .....	212
323171 .....	178	327739 .....	216
323172 .....	178	327740 .....	216
323354 .....	172	327745 .....	212
323355 .....	172	327749 .....	210
323357 .....	306	327751 .....	210
323373 .....	306	327755 .....	208
323383 .....	396	327756 .....	208
323384 .....	396	327771 .....	216
323385 .....	396	327786 .....	210
323386 .....	396	327798 .....	212, 266
323387 .....	396	327802 .....	216, 266
323428 .....	164, 168	327807 .....	216, 266
323429 .....	164, 168	327808 .....	216, 266
323516 .....	192	327817 .....	218
323519 .....	164	328085 .....	346

## INDEX

328089 .....	384	328349 .....	358
328120 .....	322	328370 .....	310
328128 .....	366	328411 .....	384
328133 .....	350	328420 .....	330
328142 .....	386	328491 .....	350
328143 .....	366	328534 .....	188
328152 .....	318, 322	328538 .....	350
328154 .....	318, 322	328539 .....	188
328156 .....	320, 322	328547 .....	188
328157 .....	318	328556 .....	188
328158 .....	320	328560 .....	384
328159 .....	320	328562 .....	386
328160 .....	318	328565 .....	386
328161 .....	318	328713 .....	310
328162 .....	318	328756 .....	346
328164 .....	318	328758 .....	346
328165 .....	318	328760 .....	346
328174 .....	318	328763 .....	346
328175 .....	318	328874 .....	390
328176 .....	318, 322	335144 .....	350
328178 .....	314	335301 .....	12, 220
328181 .....	318	335663 .....	396
328183 .....	322	335887 .....	382
328184 .....	320	335891 .....	370
328185 .....	318	335912 .....	370
328186 .....	318	335924 .....	98, 234, 238
328187 .....	318	335981 .....	366
328188 .....	318	337117 .....	328
328196 .....	322	337124 .....	332
328197 .....	322	337143 .....	342, 344
328198 .....	322	337152 .....	252, 254, 258, 262, 330, 344
328199 .....	322	337206 .....	330
328200 .....	322	337276 .....	336
328201 .....	322	337284 .....	332, 336
328202 .....	322	337362 .....	340
328203 .....	322	337366 .....	340
328261 .....	314	337407 .....	358
328262 .....	312, 316	337427 .....	316
328269 .....	316	337429 .....	316
328283 .....	316	337430 .....	316
328288 .....	314	337431 .....	316
328290 .....	314	337432 .....	316
328291 .....	314	337433 .....	316
328292 .....	314	337440 .....	314
328293 .....	314	337441 .....	314
328306 .....	314	337456 .....	358
328307 .....	314	337457 .....	358
328308 .....	314	337463 .....	358
328309 .....	314	337464 .....	358
328310 .....	314	337634 .....	350
328311 .....	314	337635 .....	350
328312 .....	314	337636 .....	350
328313 .....	314	337707 .....	324
328318 .....	384	337709 .....	324
328348 .....	358	337711 .....	324

## INDEX

337712 .....	324	340841 .....	38
337715 .....	324	340955 .....	190
337716 .....	324	340956 .....	190
337717 .....	324	347141 .....	388
337718 .....	324	347185 .....	310
337720 .....	324	347342 .....	386
337721 .....	324	347349 .....	318
337722 .....	324	347405 .....	318
337723 .....	324	347410 .....	318
337727 .....	324	347416 .....	318
337731 .....	324	347417 .....	318
337732 .....	324	347483 .....	366
337770 .....	316	347487 .....	366
337773 .....	316	347500 .....	358
337774 .....	310, 312, 314	347553 .....	366
337777 .....	346	347665 .....	362
337778 .....	346	347691 .....	370
337779 .....	346	347692 .....	370
337780 .....	346	347722 .....	328
337804 .....	336	347731 .....	394
337821 .....	350	347775 .....	358
337823 .....	316	347778 .....	358
340049 .....	196	347796 .....	396
340050 .....	202	347923 .....	350
340051 .....	198	347949 .....	376
340052 .....	200	347964 .....	394
340076 .....	304	347965 .....	394
340077 .....	302	347975 .....	320
340078 .....	302	347976 .....	320
340091 .....	230	347977 .....	320
340095 .....	244	347978 .....	320
340096 .....	244	347979 .....	382
340113 .....	2	349362 .....	392
340122 .....	2	352001 .....	190
340129 .....	192	352163 .....	190
340130 .....	192	352697 .....	354
340131 .....	386	357012 .....	324
340132 .....	386	357064 .....	324
340146 .....	98, 234, 238	357173 .....	308, 402
340164 .....	192	357174 .....	308, 402
340183 .....	188	357195 .....	388, 394
340191 .....	72, 74	357230 .....	366
340193 .....	2	357233 .....	344
340210 .....	220	357234 .....	344
340212 .....	220	357299 .....	350
340215 .....	2	357455 .....	352
340216 .....	90	357492 .....	350
340218 .....	188	357512 .....	308, 402
340224 .....	78, 80, 82	357567 .....	388
340492 .....	258	357606 .....	388
340493 .....	262	357797 .....	8
340548 .....	128, 130, 140, 146, 150	357937 .....	314
340549 .....	134, 136, 142, 152, 156, 160, 166, 168, 174	360004 .....	220
340648 .....	74	360035 .....	74
340681 .....	38	360044 .....	230

## INDEX

360045 .....	230	360823 .....	190
360069 .....	220	360824 .....	190
360072 .....	220	360828 .....	190
360076 .....	220	360840 .....	190
360077 .....	220	360847 .....	222
360079 .....	220	360848 .....	220
360103 .....	220	360850 .....	222
360105 .....	222	360862 .....	222
360106 .....	220	360863 .....	222
360108 .....	222	360870 .....	66
360110 .....	220	360924 .....	370
360114 .....	220	360925 .....	370
360119 .....	220	360927 .....	370
360120 .....	220	360939 .....	220
360122 .....	220	360940 .....	220
360127 .....	12	360971 .....	352
360134 .....	220	368017 .....	352
360144 .....	86	368221 .....	308
360150 .....	38	368239 .....	190
360151 .....	38	368338 .....	190
360166 .....	6	368376 .....	390
360168 .....	220	368380 .....	362
360175 .....	6	368385 .....	232
360186 .....	86	368412 .....	194
360199 .....	96	368413 .....	194
360201 .....	96	368414 .....	194
360212 .....	190	368415 .....	194
360361 .....	2	368416 .....	194
360374 .....	16	368417 .....	194
360375 .....	16	368418 .....	194
360376 .....	104	368419 .....	194
360378 .....	16	368420 .....	194
360379 .....	16	368421 .....	194
360448 .....	14	368422 .....	194
360509 .....	22, 24, 26	368423 .....	194
360520 .....	44	368457 .....	366
360521 .....	44	368460 .....	366
360540 .....	238, 258, 262	368631 .....	386
360541 .....	192	368863 .....	318
360552 .....	14	500303 .....	190, 350
360655 .....	386	500557 .....	232
360680 .....	270	500593 .....	232
360716 .....	386		
360720 .....	222		
360723 .....	220		
360734 .....	222		
360748 .....	2		
360749 .....	2		
360750 .....	2		
360751 .....	2		
360754 .....	44		
360755 .....	44		
360756 .....	352		
360797 .....	16		
360798 .....	16		
		<b>B</b>	
		B6042 .....	406
		B6044 .....	406
		B6045 .....	406
		B6046 .....	406
		B6213 .....	406
		B6288 .....	208
		B6413 .....	286
		B6414 .....	286
		B6415 .....	286
		B6416 .....	286



## INDEX

B6418.....	292	B7398.....	216, 266
B6450.....	400	B7410.....	306
B6460.....	266	B7464.....	296
B6801.....	228	B7466.....	296
B7022.....	204	B7489.....	384
B7023.....	204	B7490.....	384
B7027.....	274	B7507.....	390
B7029.....	296	B7542.....	404
B7030.....	206		
B7041.....	322	<b>C</b>	
B7043.....	388	C2086.....	276
B7117.....	172	C2087.....	276
B7118.....	172	C2088.....	276
B7120.....	172	C2089.....	276
B7121.....	172	C2171.....	266
B7122.....	246	C2173.....	216
B7123.....	246		
B7127.....	306		
B7128.....	306		
B7130.....	306		
B7155.....	248		
B7156.....	250		
B7159.....	252		
B7160.....	254		
B7180.....	324		
B7181.....	324		
B7196.....	384		
B7230.....	230		
B7238.....	244		
B7302.....	276, 280		
B7303.....	284		
B7304.....	282		
B7305.....	282		
B7306.....	282		
B7307.....	282		
B7312.....	328		
B7314.....	346		
B7315.....	394		
B7316.....	396		
B7317.....	328		
B7326.....	324		
B7338.....	172		
B7339.....	306		
B7342.....	402		
B7343.....	344		
B7344.....	344		
B7345.....	344		
B7346.....	220		
B7347.....	346		
B7348.....	346		
B7359.....	234		
B7362.....	238		
B7365.....	258		
B7366.....	262		
B7392.....	216		







BY MacDon

CUSTOMERS  
[MacDon.com](http://MacDon.com)

DEALERS  
[Portal.MacDon.com](http://Portal.MacDon.com)

Trademarks of products are the marks of their  
respective manufacturers and/or distributors.

Printed in Canada