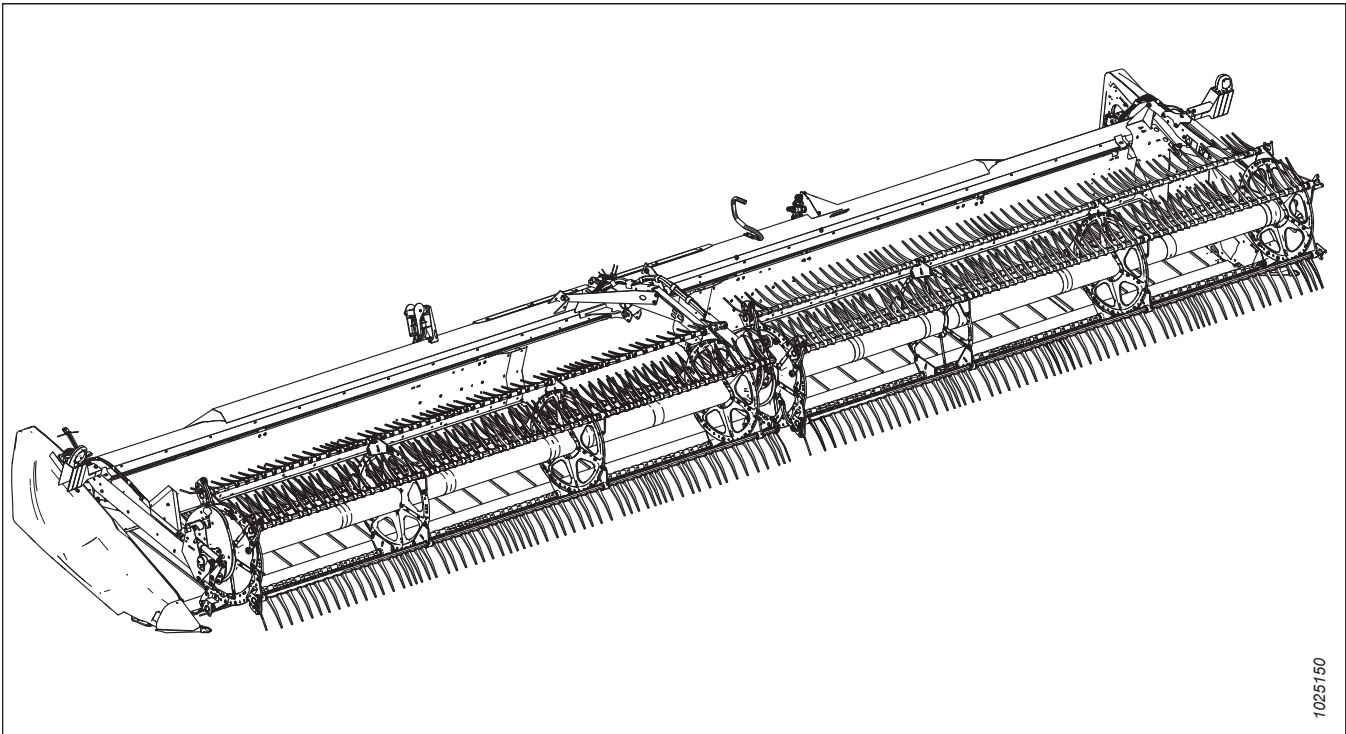


# **D1 Series Draper Header for M Series Windrowers**

**Parts Catalog**  
262030 Revision A  
Original Instruction

## D1 Series Draper Header for M Series Windrowers



Published: January 2023

### NOTE:

Keep your MacDon publications up-to-date. The most current version can be downloaded from our website ([www.macdon.com](http://www.macdon.com)) or from our Dealer-only site (<https://portal.macdon.com>) (login required).

This document is available in Chinese, English, and Russian versions. The most current version can be downloaded from our MacDon International website ([www.macdon.com](http://www.macdon.com)) or from our Dealer-only site (<https://portal.macdon.com>) (login required).

© 2023 MacDon Industries, Ltd.

The information in this publication is based on the information available and in effect at the time of printing. MacDon Industries, Ltd. makes no representation or warranty of any kind, whether expressed or implied, with respect to the information in this publication. MacDon Industries, Ltd. reserves the right to make changes at any time without notice.



## Introduction

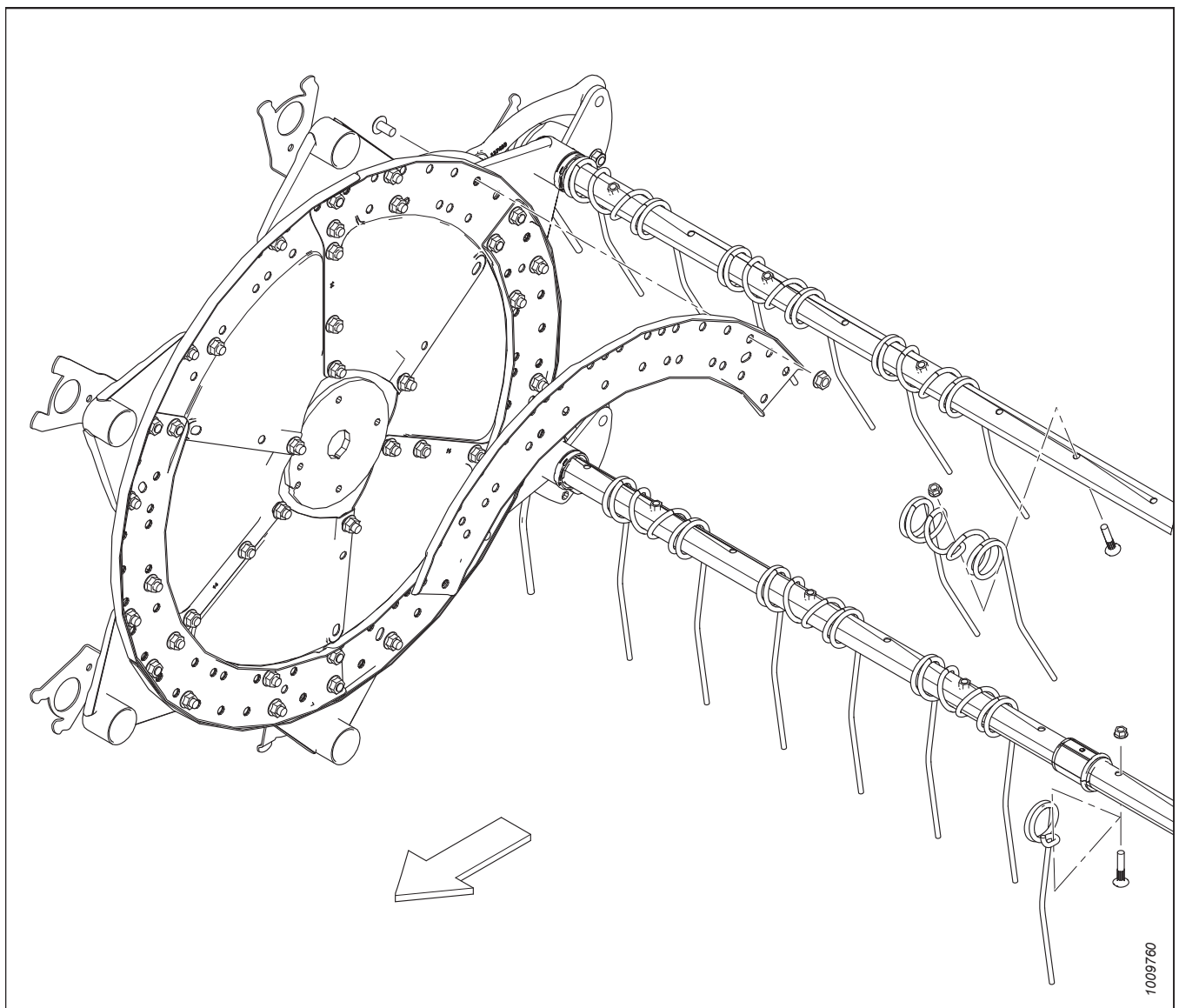
This Parts Catalog lists all the replacement parts that can be ordered for a MacDon D1 Series Draper Header for M Series Windrowers.

When ordering, be sure the complete and proper part number is given. Some parts vary with header size; be sure you are ordering the correct part number for your unit.

**Bold text is used to indicate updates made at the current revision level.** With each new revision of the catalog, previous revisions are returned to regular text.

Electrical connectors used on MacDon products are available for sale but not listed in this catalog. For the list of available connectors, refer to the Electrical Connectors Parts Catalog (169641).

In this catalog, right-hand (RH) and left-hand (LH) are determined from the operator's position, facing forward with the windrower in cab-forward position. An arrow is sometimes used in illustrations to indicate forward header position as shown below.



## Abbreviations

A/R – as required (quantity varies)	ASSY – assembly	BHRN – button head rib neck
BV – ball valve	CCW – counterclockwise	CON – conical (spring washer)
CSK – countersink	C/W – complete with	CW – clockwise
DBLE – double	DK – double knife	DR – double reel
DT – distorted thread	FLG – flange	GA – gauge
GR – grade	GS – grass seed	HD – head
HDR – header	HFA – hydraulic fore-aft	HH – hex head
HNBR – hydrogenated nitrile butadiene rubber	HYD – hydraulic	I.D. – inside diameter
IP – internal plus (torx plus)	KP – knife pressure	KR – knife return
LG – long	LH – left hand (determined from Operator's position, facing forward)	LK – lock
MACH – machine	MD – MacDon	MFA – manual fore-aft
MY – model year	NC – national coarse thread	NF – national fine thread
NSS – not sold separately	NT – narrow transport	O.D. – outside diameter
OPT – optional	PO – pilot operated	PT – pull-type (mower conditioner)
RC – roller chain	REF – reference, part number called up elsewhere in catalog	REG – regular
RH – right hand (determined from Operator's position, facing forward)	RHSN – round head, square neck or square neck carriage bolt	RHSSN – round head, short, square neck
RTD – rotating tine drum	SAE – Society of Automotive Engineers (part produced to comply with)	SD – side draper
SER – serrated	SK – single knife	SKT HD – socket head
SMTH – smooth	SMV – slow moving vehicle	SOCK – socket
SP – self-propelled (windrower) header	SPCL – special	SPH – spherical
SPI – serrations per inch (knife Sections)	SR – single reel	STL – steel (stainless)
STR – standard	STVR – Stover	TFL – thread full length
THD – thread	TR – triple reel	UCA – upper cross auger
UDK – untimed double knife	UNC – unified coarse thread	UNEF – unified extra fine thread
UNF – unified fine thread	UNS – unified special thread series	VK – vertical knife
WF – wide frame	ZP – zinc plated	

## Serial Number Breaks

The side of the serial number on which the dash (–) appears determines whether the part is used "up to" or "after" the serial number given.

**Example:**

- –451189 Used on machines up to and including serial number 451189
- 451190– Used on machines including and after serial number 451190

## Summary of Changes – D1 Series (262030 Rev. A)

This list covers changes made since the last revision (215648 Rev. A)

Section	Summary of Change	Internal Use Only
<i>1 Header Frame – Dividers and Stand, page 1</i>	Changed description of kit 335752 from “bar guard” to “support bracket”.	Parts
	Added cutterbar connection supports 125418 and 253552 and bolts 103562 for split-frame headers. Removed bolts 117015, which get removed from the frame prior to shipping. Updated illustration from 1037275 to 1038262.	Product Support
<i>2 Header Frame – Endshields, page 5</i>	Removed Torx socket.	ECN 62840
<i>34 Pick-Up Reel – Double-Reel Headers (D130, D135, D140, and D145), page 109</i>	Revised note to include 4-inch finger spacing tine tube dimensions.	Product Support
<i>40 Reel Support Arms and Lift Cylinders, page 137</i>	Arm decal assembly 255282 and 255788 superseded by 335966 and 335967. Arm decal assembly 255282 and 255788 remains available for model year 2022 and prior. Added serial number breaks for clarity.	ECN 63501
<i>45 Decals and Reflectors, page 155</i>	Added new reel hazard decal 335965 for model year 2023 and later units; decal 131393 remains available for model year 2022 and prior. Added serial number breaks for clarity. Updated illustration from 1031438 to 1040556 to show changes.	ECN 63501
<i>62 (Option) Polyethylene Draper Tracks, page 191</i>	Added new chapter for optional polyethylene draper tracks with new illustration 1040527.	ECN 62756
<i>74 (Option) Sunflower Attachment – Base Kit, page 221</i>	Support 119264 superseded by 119747. Bracket 119265 superseded by 119729. Added support 119728. Quick-attach pan 119506 superseded by 119722. Added illustration 1038248.	ECN 62619 ECN 62575
<i>75 (Option) Sunflower Attachment – Pans, page 225</i>	Quick-attach pan 119506 superseded by 119722. Lock spring washer 184708 superseded by 30716. Added pan latch assembly 119723. Added illustration 1037082.	ECN 62575
<i>76 (Option) Sunflower Attachment – Deflectors, page 227</i>	Added illustration 1037083.	Publications
<i>80 (Option) Upper Cross Auger – Left End, D130, D135, and D140 (2021 and Prior), page 239</i>	Removed superseded UCA bundles B6462, B6463, B6464, B6585, B6586, B6587, B6872, and B6873. Added “2021 and Prior” to the title.	ECN 61273
	Switched nuts 135248 and 135337 in the parts list; nut 135337 is now hardware J and nut 135248 is now hardware M.	Parts
<i>81 (Option) Upper Cross Auger – Right End, D130, D135, and D140 (2021 and Prior), page 243</i>	Added “2021 and Prior” to the title.	ECN 61273
	Added UCA Center Support Repair kit 335589. Updated illustration from 1030056 to 1038238.	ECN 61410
<i>82 (Option) Upper Cross Auger – Left End, D145 (2021 and Prior), page 247</i>	Removed superseded UCA bundles B6465 and B6588. Added “2021 and Prior” to the title.	ECN 61273
<i>83 (Option) Upper Cross Auger – Right End, D145 (2021 and Prior), page 251</i>	Added “2021 and Prior” to the title.	ECN 61273
	Added UCA Center Support Repair kit 335589. Updated illustration from 1024833 to 1038243.	ECN 61410

Section	Summary of Change	Internal Use Only
<i>85 (Option) Upper Cross Auger – Left End, D130, D135, and D140 (2022 and Later), page 257</i>	Added new section to catalog for UCA bundles B9009, B9010, B9011, B9045, B9046, and B9047, with new illustration 1038235.	ECN 61273
<i>86 (Option) Upper Cross Auger – Right End, D130, D135, and D140 (2022 and Later), page 261</i>	Added new section to catalog for UCA bundles B9009, B9010, B9011, B9045, B9046, and B9047 with new illustration 1038227.	ECN 61273
<i>87 (Option) Upper Cross Auger – Left End, D145 (2022 and Later), page 263</i>	Added new section to catalog for UCA bundles B9049 and B9050 with new illustration 1038237.	ECN 61273
<i>88 (Option) Upper Cross Auger – Right End, D145 (2022 and Later), page 267</i>	Added new section to catalog for UCA bundles B9049 and B9050 with new illustration 1038231.	ECN 61273



TABLE OF CONTENTS

Introduction ..... i  
Abbreviations..... ii  
Serial Number Breaks ..... iii  
Summary of Changes – D1 Series (262030 Rev. A) ..... iv

**1 Header Frame – Dividers and Stand..... 1**  
**2 Header Frame – Endshields ..... 5**  
**3 Guards, Hold-Downs, and Wearplates – Single Knife, Stub Guards ..... 9**  
**4 Guards, Hold-Downs, and Wearplates – Single Knife, Pointed and Pointed with End Stubs ..... 11**  
**5 Guards, Hold-Downs, and Wearplates – Double Knife, Right End ..... 15**  
**6 Guards, Hold-Downs, and Wearplates – Double Knife, Middle and Left End..... 19**  
**7 Knife Components and Knifehead ..... 23**  
**8 Segmented Knives – Single-Knife Headers, Fine-Tooth Sections ..... 27**  
**9 Segmented Knives – Single-Knife Headers, Coarse-Tooth Sections..... 31**  
**10 Segmented Knives – Single-Knife Headers, Ultra Coarse-Tooth Sections ..... 35**  
**11 Segmented Knives – Double-Knife Headers, Fine-Tooth Sections..... 37**  
**12 Segmented Knives – Double-Knife Headers, Coarse-Tooth Sections ..... 41**  
**13 Segmented Knives – Double-Knife Headers, Ultra Coarse-Tooth Sections ..... 45**  
**14 Knife Drive – Single-Knife and Untimed Double-Knife Headers ..... 49**  
**15 Knife Drive – Timed Double-Knife Headers ..... 53**  
**16 Knife Drive Box ..... 59**  
**17 Knife Drive Hydraulics – Single-Knife (D120, D130, D135, and D140)..... 61**  
**18 Knife Drive Hydraulics – Single-Knife (D125, D130, and D135) ..... 63**  
**19 Knife Drive Hydraulics – Timed Double-Knife (D115) ..... 65**  
**20 Knife Drive Hydraulics – Timed Double-Knife (D120) ..... 67**  
**21 Knife Drive Hydraulics – Timed Double-Knife (D125, D130, and D135) ..... 69**  
**22 Knife Drive Hydraulics – Untimed Double-Knife (D140 and D145)..... 71**  
**23 Draper Carrier Deck and Tensioner..... 73**  
**24 Draper Deflectors – Windrower ..... 79**  
**25 Draper Backsheet Deflectors ..... 81**  
**26 Draper Drive – Manual Deck Shift (D115 and D120) ..... 83**  
**27 Draper Drive – Manual Deck Shift (D125, D130, D135, and D140)..... 85**  
**28 Draper Drive – Manual Deck Shift (D145) ..... 87**  
**29 Draper Drive – Hydraulic Deck Shift (D125) – 2019 and Prior ..... 89**  
**30 Draper Drive – Hydraulic Deck Shift (D125) – 2020 and Later..... 93**  
**31 Draper Drive – Hydraulic Deck Shift (D130, D135, and D140)..... 97**  
**32 Deck Shift – Valve..... 101**  
**33 Pick-Up Reel – Single-Reel Headers (D115, D120, D125, D130, and D135)..... 103**  
**34 Pick-Up Reel – Double-Reel Headers (D130, D135, D140, and D145) ..... 109**  
**35 Reel Endshield Components ..... 117**  
**36 Reel Components – Single Reel, Right Arm ..... 119**  
**37 Reel Components – Double Reel, Right Arm ..... 125**  
**38 Reel Components – Double Reel, Center Arm ..... 129**  
**39 Reel Components – Single/Double Reel, Left Arm..... 135**

TABLE OF CONTENTS

40 Reel Support Arms and Lift Cylinders ..... 137

41 Reel Drive Hydraulics – Lift and Fore-Aft – Single Reel (D115, D120, D125, D130, and D135) ..... 141

42 Reel Drive Hydraulics – Lift and Fore-Aft – Double Reel (D130, D135, D140, and D145) ..... 145

43 Electrical Components ..... 149

44 Skid Shoes – End and Center ..... 153

45 Decals and Reflectors ..... 155

46 Decals – Product Identification ..... 159

47 Decals – French ..... 161

48 Decals – Portuguese ..... 163

49 Decals – Russian ..... 165

50 Decals – Spanish ..... 167

51 Paint ..... 169

52 (Option) Combine Header Coupler Kit ..... 171

53 (Option) Crop Lifters ..... 173

54 (Option) Crop Lifter Rack ..... 175

55 (Option) D1 Completion Package for M Series Windrowers – Electrical and Mechanical Components ..... 177

56 (Option) D1 Completion Package for M Series Windrowers – Hydraulic Components ..... 179

57 (Option) Double Draper Drive ..... 181

58 (Option) Draper Extension Kit ..... 183

59 (Option) Draper Header Supports (Boots for M Series) ..... 185

60 (Option) Multi-Crop Rapid Reel Conversion Kit ..... 187

61 (Option) Pick-up Reel-End Fingers Kit ..... 189

62 (Option) Polyethylene Draper Tracks ..... 191

63 (Option) Reel Arm Extension Kit ..... 193

64 (Option) Rice Divider Rods ..... 195

65 (Option) Rock Retarder Kit ..... 197

66 (Option) Short Brace Kit for Center Reel Arm / Divider Latches ..... 199

67 (Option) Short Brace Kit for Short Reel Arms – Single Reel ..... 201

68 (Option) Slow Speed Transport Package – Hitch Electrical ..... 203

69 (Option) Slow Speed Transport Package – Transport Hitch ..... 207

70 (Option) Slow Speed Transport Package – Wheels and Supports ..... 209

71 (Option) Stabilizer Wheels ..... 215

72 (Option) Stabilizer Wheels – Secondary ..... 217

73 (Option) Stub Guard Conversion Kit ..... 219

74 (Option) Sunflower Attachment – Base Kit ..... 221

75 (Option) Sunflower Attachment – Pans ..... 225

76 (Option) Sunflower Attachment – Deflectors ..... 227

77 (Option) Tine Tube Reinforcing Kit ..... 229

78 (Option) Upper Cross Auger – D115, D120 ..... 231

79 (Option) Upper Cross Auger – D125 ..... 235

80 (Option) Upper Cross Auger – Left End, D130, D135, and D140 (2021 and Prior) ..... 239

81 (Option) Upper Cross Auger – Right End, D130, D135, and D140 (2021 and Prior) ..... 243

82 (Option) Upper Cross Auger – Left End, D145 (2021 and Prior) ..... 247



TABLE OF CONTENTS

---

83 (Option) Upper Cross Auger – Right End, D145 (2021 and Prior)..... 251

84 (Option) Upper Cross Auger – Center Support Repair Kit ..... 255

85 (Option) Upper Cross Auger – Left End, D130, D135, and D140 (2022 and Later) ..... 257

86 (Option) Upper Cross Auger – Right End, D130, D135, and D140 (2022 and Later)..... 261

87 (Option) Upper Cross Auger – Left End, D145 (2022 and Later) ..... 263

88 (Option) Upper Cross Auger – Right End, D145 (2022 and Later) ..... 267

89 (Option) Vertical Knife – Standard Reel Arm (2018 and Prior)..... 269

90 (Option) Vertical Knife – Standard Reel Arm, Left End (2019–2021) ..... 275

91 (Option) Vertical Knife – Standard Reel Arm, Right End (2019–2021) ..... 279

92 (Option) Vertical Knife – Short Reel Arms..... 283

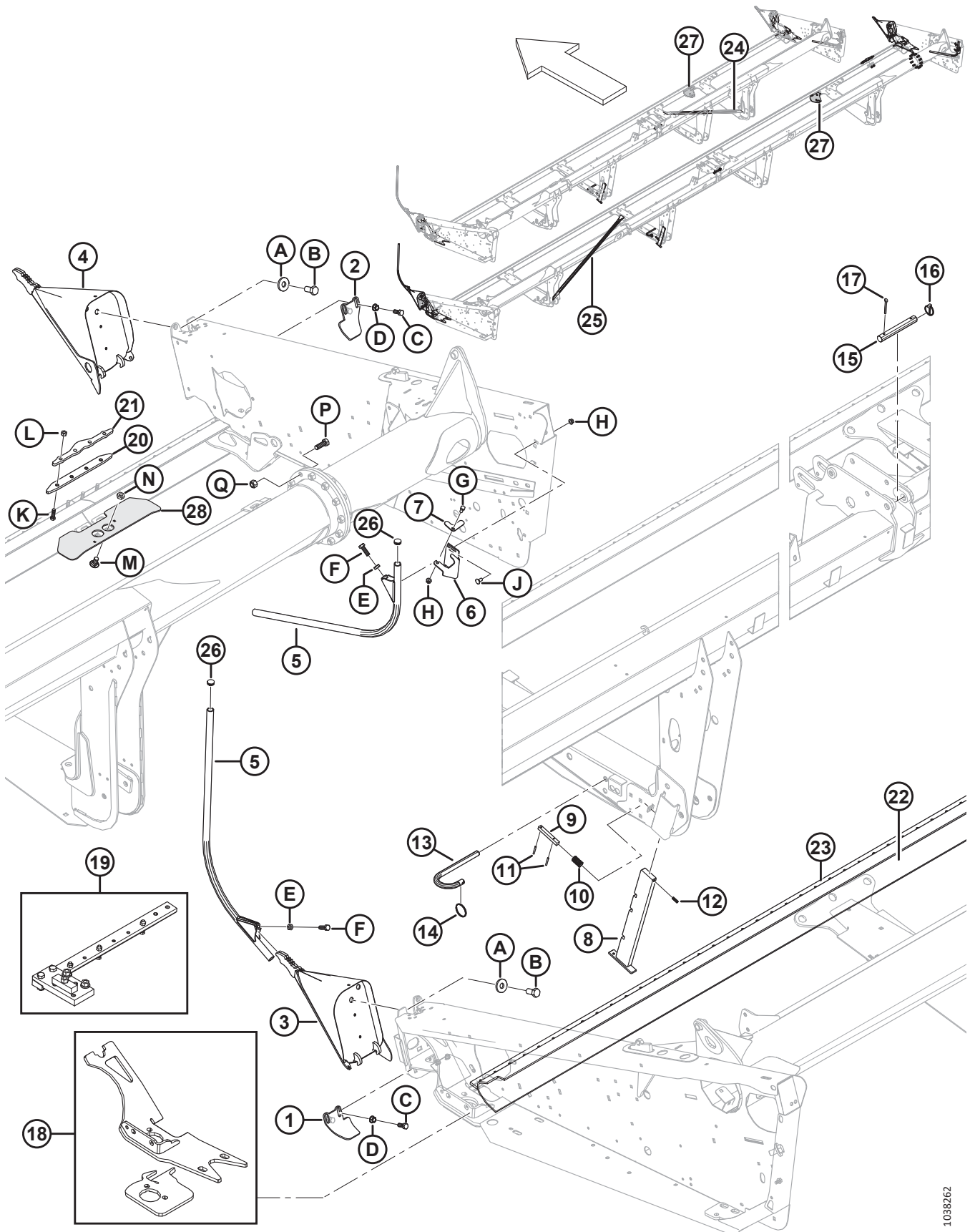
93 (Option) Vertical Knife Hose Kits – Standard and Short Reel Arms, Single Reel..... 289

94 (Option) Vertical Knife Hose Kits – Standard and Short Reel Arms, Double Reel ..... 291

95 (Option) Vertical Knife Assembly – Service Parts ..... 293

Index ..... 296

# 1 Header Frame – Dividers and Stand



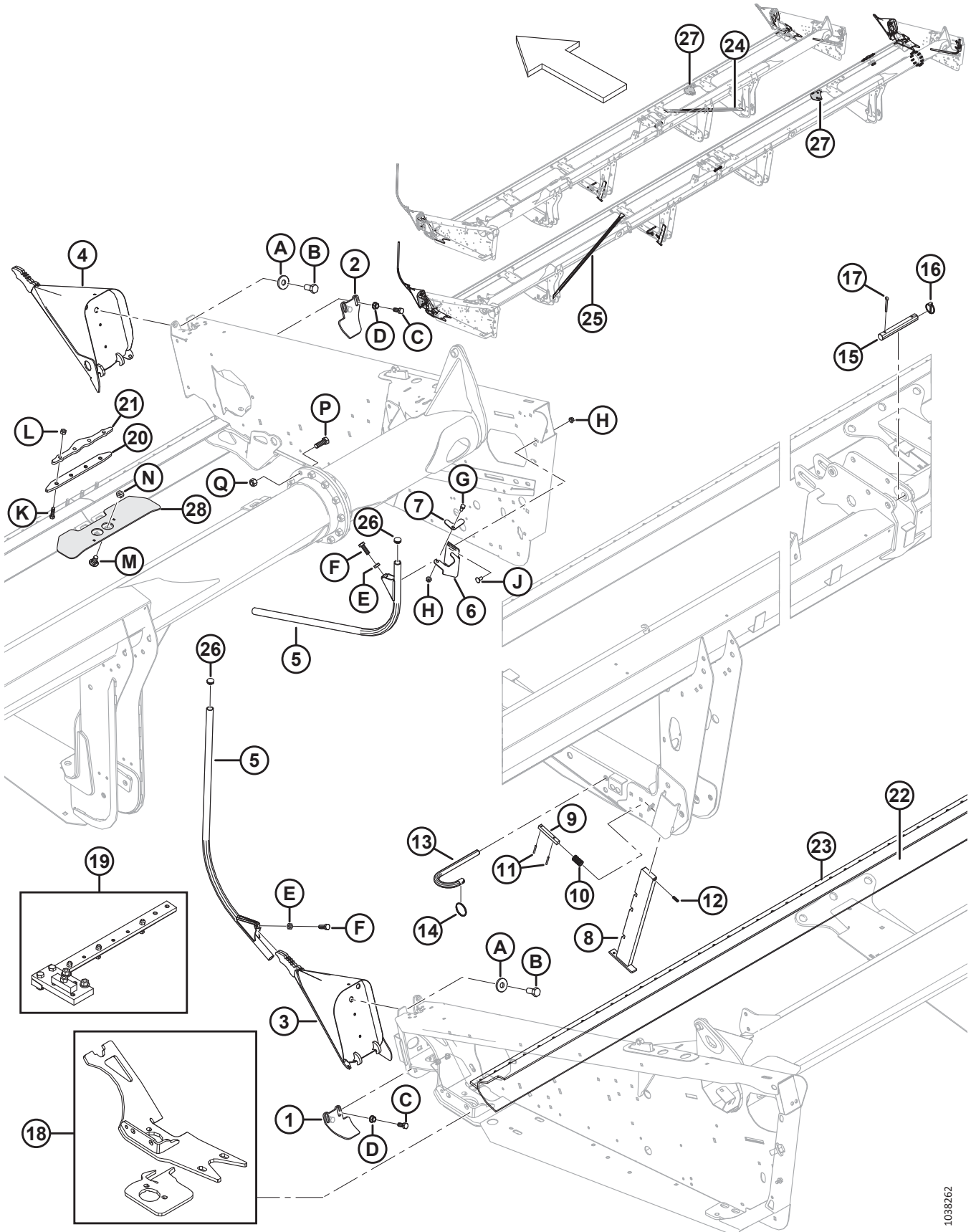
1038262

**HEADER FRAME – DIVIDERS AND STAND**

Ref	Part Number	Description	Qty	Serial Number
1	245678	SHIELD – LH, GUARD	1	
2	245677	SHIELD – RH, GUARD	1	
3	123660	DIVIDER – WELDT (LH)	1	
4	123661	DIVIDER – WELDT (RH)	1	
5	120127	DIVIDER – TUBE WELDT <sup>1</sup>	2	
6	253499	BRACKET – DIVIDER ROD STORAGE	1	
7	132420	TAB-LOCK – DIVIDER ROD STORAGE	1	
8	132266	STAND – WELDT	1	
9	132269	PIN – TWO HOLES, 12.7 MM SQUARE, 100 MM LG	1	
10	132265	SPRING – COMPRESSION	1	
11	7642	PIN – SPRING 3/16 DIA X 1.5 LG	2	
12	16087	PIN – SPRING 5/16 DIA X 1.0 LG	1	
13	124399	PIN	2	
14	118137	RING – Ø50.8 MM	2	
15	133751	PIN – STRAIGHT, TWO HOLES, 147 MM (30-35 DK SINGLE REEL)	1	
	125363	PIN – STRAIGHT, TWO HOLES, 185 MM (35-45 DK/UDK DOUBLE REEL)	1	
16	102264	PIN – LYNCH 3/16 X 1 9/16 IN	1	
17	18609	PIN – COTTER 1/4 DIA X 2 ZP	1	
18	123751	KIT – LH WOBBLE BOX MOUNT	1	
	123752	KIT – RH WOBBLE BOX MOUNT	1	
19	174400	JIG ASSY – WOBBLE BOX MOUNT, 15-25 FT <sup>2</sup>	A/R	
	174391	JIG ASSY – WOBBLE BOX MOUNT, 30-45 FT <sup>2</sup>	A/R	
20	258150	BAR – CUTTERBAR SPLICE (SPLIT FRAME ONLY)	1	
21	255442	BAR – CUTTERBAR SPLICE (SPLIT FRAME ONLY)	1	
22	294671	KIT – CUTTERBAR REPAIR PIECE, 1300 MM <sup>3</sup>	A/R	
	294681	KIT – CUTTERBAR REPAIR PIECE, 4491 MM <sup>3</sup>	A/R	
23	294672	KIT – GUARD BAR, 1530 MM	A/R	
24	294650	KIT – TUBE WELDT BRACE, 30 FT, RH <sup>4</sup>	OPT	
	294664	KIT – TUBE WELDT BRACE, 35 FT, RH <sup>4</sup>	OPT	
25	294662	KIT – TUBE WELDT BRACE, 40 AND 45 FT, RH <sup>4</sup>	OPT	
	294663	KIT – TUBE WELDT BRACE, 40 AND 45 FT, LH <sup>4</sup>	OPT	
26	335301	PLUG – PLASTIC, SNAP-IN <sup>5</sup>	4	
27	335752	<b>KIT – SUPPORT BRACKET <sup>6</sup></b>	A/R	

- Standard divider rod shown. For rice divider rods, refer to Section [64 \(Option\) Rice Divider Rods, page 195](#).
- Required to properly install wobble box mount (MD #123751 or 123752), comes complete with instructions. See your MacDon Dealer for more information.
- 30–45 ft. only.
- Optional brace kit is used to repair diagonal brace underneath header frame.
- Inserted on each end of divider rod (MD #120127).
- Kit used to replace worn out or broken support bracket. Welding is required.

HEADER FRAME – DIVIDERS AND STAND

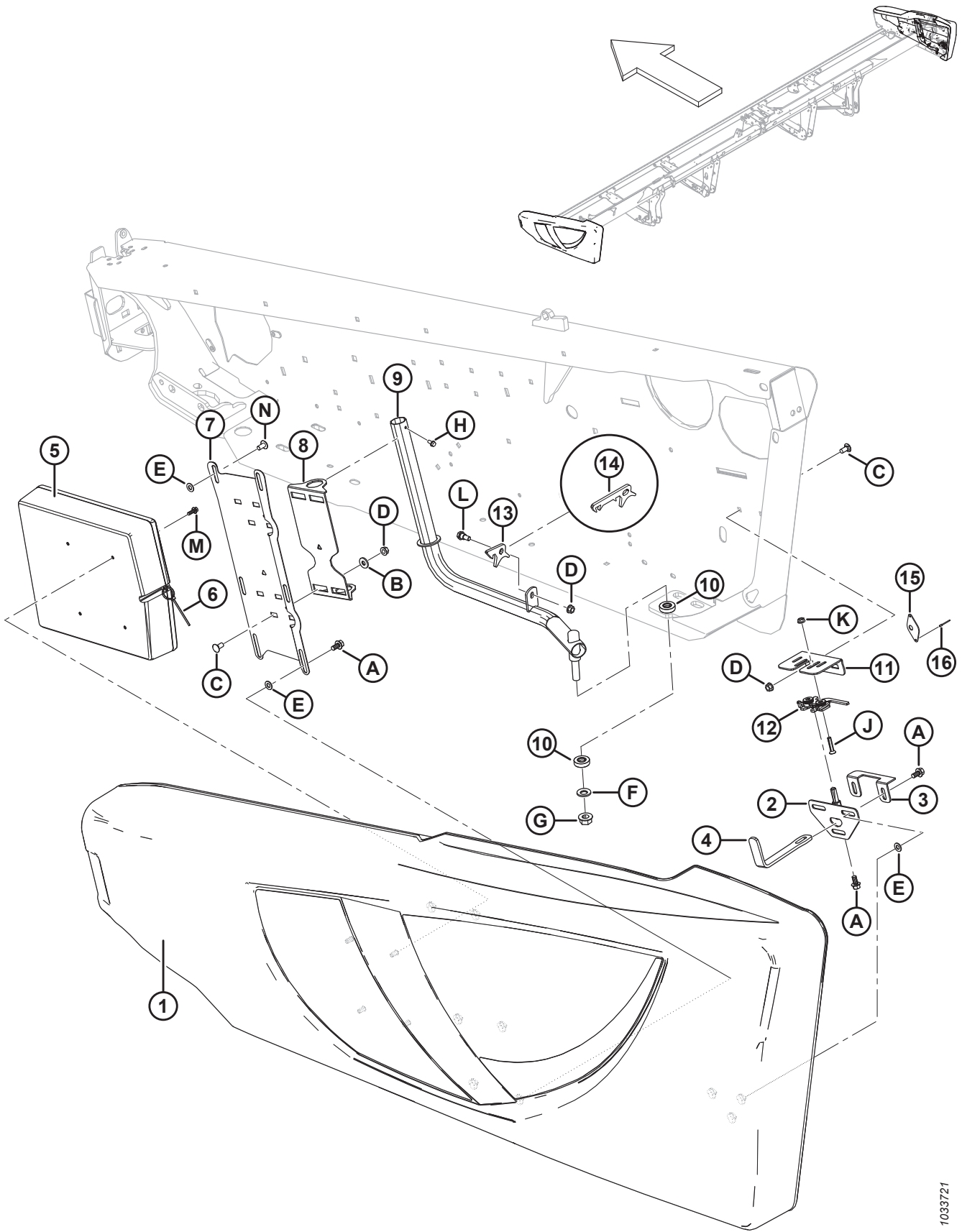


1038262

**HEADER FRAME – DIVIDERS AND STAND**

<b>Ref</b>	<b>Part Number</b>	<b>Description</b>	<b>Qty</b>	<b>Serial Number</b>
28	125418	SUPPORT – SPLIT CBAR CONNECTION WELDT (40 FT SPLIT FRAME HDR ONLY)	1	
	253552	SUPPORT – SPLIT CBAR CONNECTION WELDT (45 FT SPLIT FRAME HDR ONLY)	1	
A	6647	WASHER – FLAT		
B	135579	BOLT – HEX HD 3/4-16 UNF		
C	21491	BOLT – HH 1/2 NC X 1.25 LG GR 5 ZP		
D	21383	NUT – FLANGE .500-13 UNC (SER FACE)		
E	21056	NUT – HEX JAM 1/2-13 UNC GR 5 ZP		
F	18723	BOLT – HH 1/2 NC X 1.5 LG GR 5 ZP		
G	21567	BOLT – HEX HD .375-16 UNC X 0.75 LG		
H	30228	NUT – FLANGE DT SMOOTH FACE 0.375-16 UNC		
J	21863	BOLT – RHSSN 3/8 NC X 0.75 LG GR 5 ZP		
K	113814	BOLT – HH 7/16 NC X 1.5 LG GR.5 ZP (SPLIT FRAME ONLY)		
L	18654	NUT – HEX 7/16-14 UNC GR 5 ZP (SPLIT FRAME ONLY)		
M	103562	<b>BOLT – RHSN 5/8 NC X 1.25 GR 5 ZP</b>		
N	21941	NUT – HEX LOCK JAM (END DTTHD) 5/8-11 UNC GR 5 ZP (SPLIT FRAME ONLY)		
P	135340	BOLT – HH 5/8 NC X 1.75 LG GR 8 ZP (SPLIT FRAME ONLY)		
Q	134438	NUT – HEX LOCK DT 5/8-11-GR8-ZP (SPLIT FRAME ONLY)		

## 2 Header Frame – Endshields



1033721

**HEADER FRAME – ENDSHIELDS**

Ref	Part Number	Description	Qty	Serial Number
1	255004	SHIELD – LH, C/W TEE NUTS, BLACK <sup>7</sup>	1	
	255019	SHIELD – RH, C/W TEE NUTS, BLACK <sup>7</sup>	1	
	304601	SHIELD ASSY – RED, LH, BLACK ACCENT <sup>7</sup>	1	
	304602	SHIELD ASSY – RED, RH, BLACK ACCENT <sup>7</sup>	1	
	165524	REFLECTOR – RED, 230 MM <sup>8</sup>		
1	258199	SHIELD ASSY – GREEN W/ DECAL, LH	1	
	258200	SHIELD ASSY – GREEN W/ DECAL, RH	1	
2	253624	PIN – ENDSHIELD LATCH WELDT	2	
3	253627	RETAINER – ENDSHIELD	2	
4	253164	SUPPORT – ENDSHIELD LATCH	2	
5	220107	CASE – MANUAL (LH ENDSHIELD ONLY)	1	
6	21763	FASTENER – CABLE TIE (BLACK)	1	
7	304304	SUPPORT – LH SHIELD	1	346190–
	253297	SUPPORT – LH SHIELD	1	–346189
	253298	SUPPORT – RH SHIELD	1	
8	253299	PIVOT – SHIELD	2	
9	255678	TUBE WELDMENT LH SHIELD	1	
	255679	TUBE WELDMENT RH SHIELD	1	
10	125176	BEARING – THRUST	4	
11	253601	SUPPORT – ENDSHIELD LATCH LH	1	
	253602	SUPPORT – ENDSHIELD LATCH RH	1	
12	134003	ASSY – STIRRUP LATCH LH	1	
	134002	ASSY – STIRRUP LATCH RH	1	
13	255041	LATCH – ENDSHIELD (20–45 FT)	2	
14	304165	LATCH – ENDSHIELD (15 FT) <sup>9</sup>	2	
15	165858	GUIDE – ENDSHIELD LATCH (EXPORT ONLY)	1	
16	14338	RIVET – BLIND 1/8 X .125 (EXPORT ONLY)	2	
A	21821	BOLT – HH FLG (SER FACE) 3/8 NC X 0.75 GR 5 ZP		
B	20535	WASHER – FLAT		
C	21863	BOLT – RHSSN 3/8 NC X 0.75 LG GR 5 ZP		
D	30228	NUT – FLANGE DT SMTH FACE 0.375-16 UNC		
E	18598	WASHER – SAE FLAT 13/32 I.D. X 13/16 IN. O.D. ZP		
F	184718	WASHER – CON SPRING M16 STL SAE 1050-1075		
G	50225	NUT – FLANGE DT SMTH FACE .625-11 UNC		
H	21055	SCREW – SELF TAP HEX WASH HD 1/4 NC X 1/2		
J	30504	SCREW – FLAT CSK MACH 5/16 NC X 1-1/2 LG GR 5 ZP		
K	30280	NUT – FLG SIDE LK SMTH FACE 5/16 NC GR 5 ZP		
L	172259	BOLT – SHOULDER .375-16 UNC		

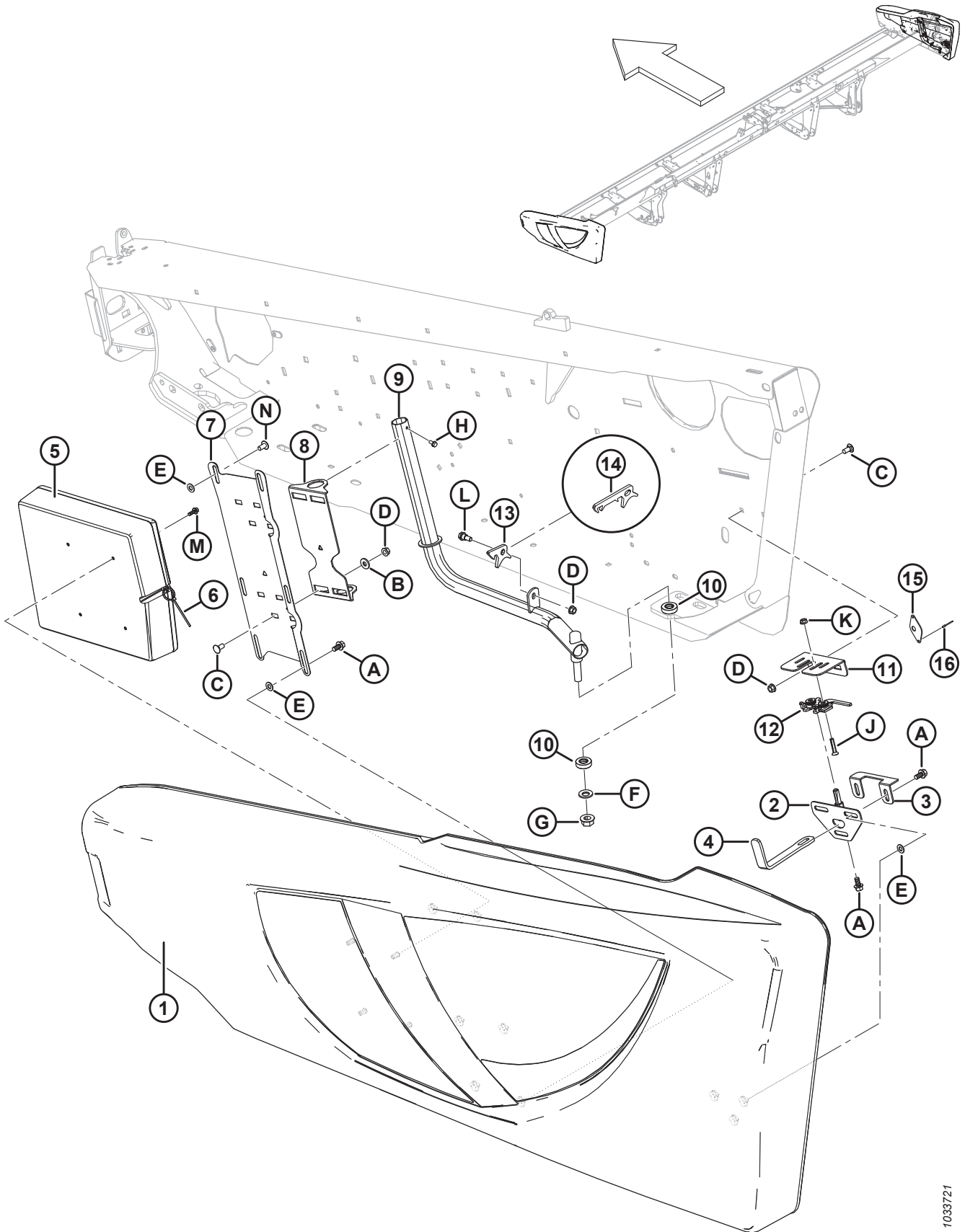
7. For endshield decals, refer to Section [46 Decals – Product Identification, page 159](#).

8. Refer to Section [45 Decals and Reflectors, page 155](#). Reflector (MD #165524) used on right endshield only.

9. Used for 15 ft. headers only. For 20–45 ft. headers, use latch (MD #255041).



HEADER FRAME – ENDSHIELDS



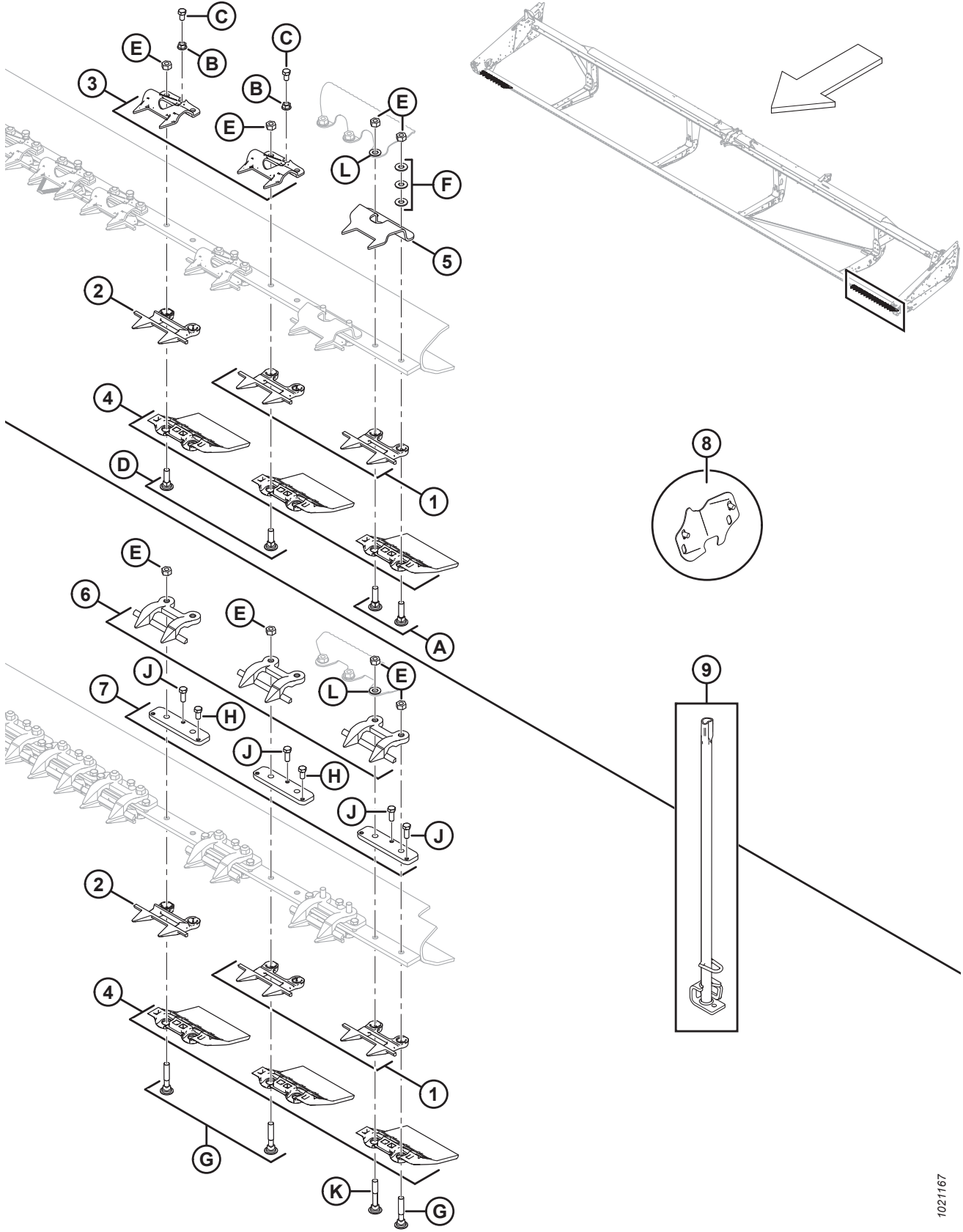
1033721



HEADER FRAME – ENDSHIELDS

Ref	Part Number	Description	Qty	Serial Number
M	NSS	BOLT – HH SER FLG 1/4-20 X 0.625-GR5-AA3L		
N	135157	SCREW – MACHINE		

### 3 Guards, Hold-Downs, and Wearplates – Single Knife, Stub Guards



**GUARDS, HOLD-DOWNS, AND WEARPLATES – SINGLE KNIFE, STUB GUARDS**

**NOTE:**

Illustration; TOP: Stub guards with sheet metal hold-downs, BOTTOM: Stub guards with forged hold-downs.

Ref	Part Number	Description	Qty	Serial Number
	B4865	KIT – CUTTERBAR POLY (20 FT HEADER) <sup>10</sup>		
	B4838	KIT – CUTTERBAR POLY (25 FT HEADER) <sup>10</sup>		
	B4839	KIT – CUTTERBAR POLY (30 FT HEADER) <sup>10</sup>		
	B4840	KIT – CUTTERBAR POLY (35 FT HEADER) <sup>10</sup>		
	B4841	KIT – CUTTERBAR POLY (40 FT HEADER) <sup>10</sup>		
	B5114	KIT – CUTTERBAR POLY (45 FT HEADER) <sup>10</sup>		
1	118347	SICKLE GUARD – STUB, W/O WEARBAR (DRIVE END)	4	
2	118346	SICKLE GUARD – STUB, W/ WEARBAR <sup>11</sup>		
3	118351	CLIP – SHEET METAL HOLD DOWN <sup>12</sup>		
4	129297	WEARPLATE – UNDER CUTTERBAR, POLYETHYLENE <sup>13</sup>		
5	165209	GUIDE – SHEET METAL STUB, KNIFEHEAD END	2	
6	34359	GUIDE <sup>13</sup>		
7	34980	BAR – ADJUSTER <sup>13</sup>		
8	220103	KIT – COVER, KNIFE CUTOUT (30–40 FT, STUB) <sup>14</sup>		
	220102	KIT – COVER, KNIFE CUTOUT (20–25 FT, STUB) <sup>14</sup>		
9	140135	TOOL WELDT – GUARD STRAIGHTENING TOOL	1	
A	120639	BOLT – RHSN SPECIAL 7/16 NC X 1.75 LG GR 5 ZP		
B	118193	NUT – FLANGE HEX .375 UNC		
C	118154	BOLT – HH 3/8 NC X 5/8 TFL GR 8 ZP		
D	120558	BOLT – RHSN SPECIAL 7/16 NC X 1.5 LG GR 5 ZP		
E	18654	NUT – HEX 7/16-14 UNC GR 5 ZP		
F	18670	WASHER – SAE FLAT 7/16 I.D. X 1.0 IN. O.D. ZP		
G	279575	BOLT – RHSN SPECIAL 7/16 NC X 2.5 LG GR 5 ZP		
H	50119	BOLT – HH 3/8 NC X 0.75 STAIN STL		
J	50120	BOLT – HH 3/8 NC X 1 STAIN STL		
K	132404	BOLT – RHSN SPECIAL 7/16-14 X 2.75-GR5-ZP		
L	18688	WASHER – SAE FLAT 0.74 IN. I.D. X 0.92 IN. O.D. ZP		

10. Includes cutterbar wearplate (MD #129297) and hardware. Kits available through Whole Goods only.

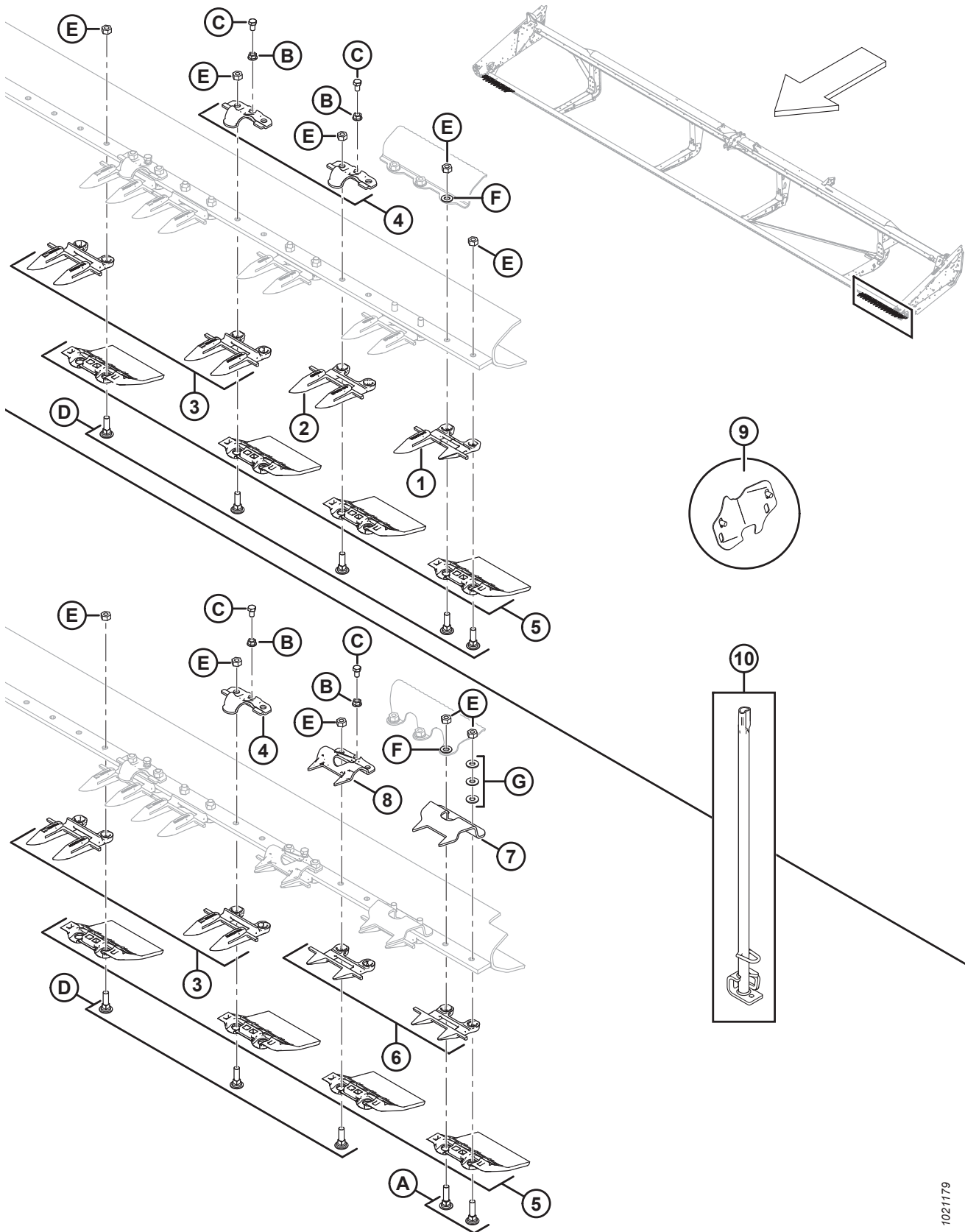
11. Complete cutterbar quantities: 20 ft. = 36, 25 ft. = 46, 30 ft. = 56, 35 ft. = 66, 40 ft. = 76.

12. Complete cutterbar quantities: 20 ft. = 38, 25 ft. = 48, 30 ft. = 58, 35 ft. = 68, 40 ft. = 78.

13. Complete cutterbar quantities: 20 ft. = 40, 25 ft. = 50, 30 ft. = 60, 35 ft. = 70, 40 ft. = 80.

14. Used with stub guards and sheet metal hold-downs. Includes two covers, hardware, and instructions.

# 4 Guards, Hold-Downs, and Wearplates – Single Knife, Pointed and Pointed with End Stubs



**GUARDS, HOLD-DOWNS, AND WEARPLATES – SINGLE KNIFE, POINTED AND POINTED WITH END STUBS**

**NOTE:**

Illustration; TOP: Single knife, pointed guards, BOTTOM: Single knife, pointed guards with end stubs.

Ref	Part Number	Description	Qty	Serial Number
	B4865	KIT – CUTTERBAR POLY (20 FT HEADER) <sup>15</sup>		
	B4838	KIT – CUTTERBAR POLY (25 FT HEADER) <sup>15</sup>		
	B4839	KIT – CUTTERBAR POLY (30 FT HEADER) <sup>15</sup>		
	B4840	KIT – CUTTERBAR POLY (35 FT HEADER) <sup>15</sup>		
	B4841	KIT – CUTTERBAR POLY (40 FT HEADER) <sup>15</sup>		
	304990	KIT – POINTED GUARDS 25 FT SK <sup>16</sup>		
	304991	KIT – POINTED GUARDS 30 FT SK <sup>16</sup>		
	304992	KIT – POINTED GUARDS 35 FT SK <sup>16</sup>		
	304993	KIT – POINTED GUARDS 40 FT SK <sup>16</sup>		
1	118301	SICKLE GUARD – LH, OUTBOARD (DRIVE END)	1	
	118302	SICKLE GUARD – RH, OUTBOARD	1	
2	118345	SICKLE GUARD – W/ POINTS, W/O WEARBAR (3 PER END)	3	
3	118344	SICKLE GUARD – W/ POINTS <sup>17</sup>		
4	118162	CLIP – HOLD-DOWN <sup>18</sup>		
5	129297	WEARPLATE – UNDER CUTTERBAR, POLYETHYLENE <sup>19</sup>		
6	118347	SICKLE GUARD – STUB, W/O WEARBAR (DRIVE END)	4	
	118346	SICKLE GUARD – STUB, W/ WEARBAR	4	
7	165209	GUIDE – SHEET METAL STUB, KNIFEHEAD END	2	
8	118351	CLIP – SHEET METAL HOLD DOWN	6	
9	220101	KIT – COVER, KNIFE CUTOUT (30–40 FT, POINTED) <sup>20</sup>		
	220100	KIT – COVER, KNIFE CUTOUT (20–25 FT, POINTED) <sup>20</sup>		
10	140135	TOOL WELDT – GUARD STRAIGHTENING TOOL	1	

15. Includes cutterbar wearplate (MD #129297) and hardware. Kits available through Whole Goods only.

16. Complete cutterbar kits for pointed guards. Kit includes outboard guards (MD #118301, 118302), and sickle guards (MD #118344, 118345).

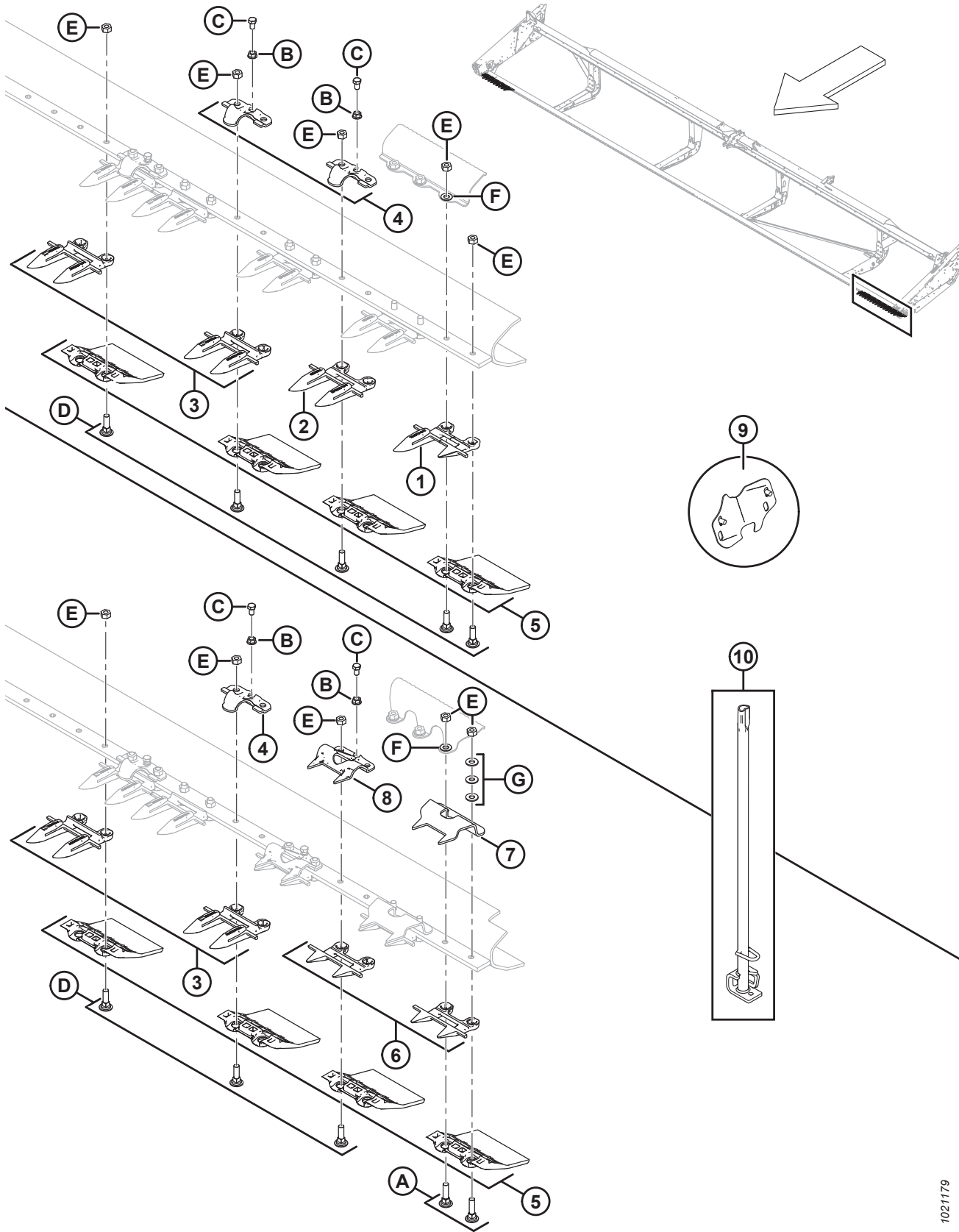
17. Complete cutterbar quantities: 20 ft. = 31, 25 ft. (end stubs) = 42, 25 ft. (pointed) = 45, 30 ft. (end stubs) = 52, 30 ft. (pointed) = 55, 35 ft. = 65, 40 ft. = 75.

18. Complete cutterbar quantities: 20 ft. = 35, 25 ft. (end stubs) = 21, 25 ft. (pointed) = 25, 30 ft. (end stubs) = 26, 30 ft. (pointed) = 30, 35 ft. = 35, 40 ft. = 40.

19. Complete cutterbar quantities: 20 ft. = 40, 25 ft. = 50, 30 ft. = 60, 35 ft. = 70, 40 ft. = 80.

20. Used with pointed guards and forged hold-downs. Includes two covers and hardware.

GUARDS, HOLD-DOWNS, AND WEARPLATES – SINGLE KNIFE, POINTED AND POINTED WITH END STUBS



**GUARDS, HOLD-DOWNS, AND WEARPLATES – SINGLE KNIFE, POINTED AND POINTED WITH END STUBS**

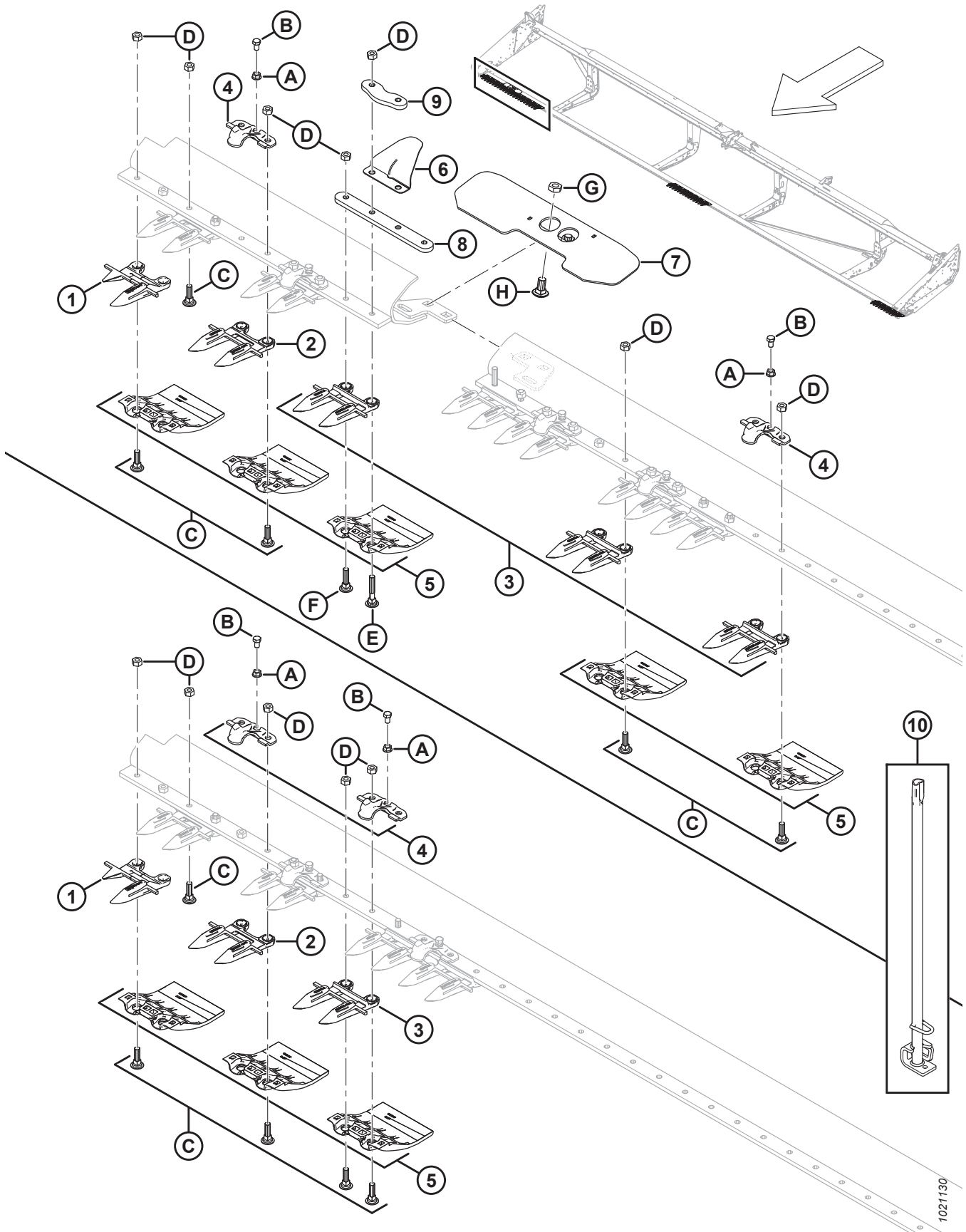
<b>Ref</b>	<b>Part Number</b>	<b>Description</b>	<b>Qty</b>	<b>Serial Number</b>
A	120639	BOLT – RHSN SPECIAL 7/16 NC X 1.75 LG GR 5 ZP <sup>21</sup>		
	21468	BOLT – RHSN 7/16 NC X 1.75 LG GR 5 ZP <sup>22</sup>		
B	118193	NUT – FLANGE HEX .375 UNC		
C	118154	BOLT – HH 3/8 NC X 5/8 TFL GR 8 ZP		
D	120558	BOLT – RHSN SPECIAL 7/16 NC X 1.5 LG GR 5 ZP <sup>21</sup>		
	8218	BOLT – RHSN 7/16 NC X 1.5 LG GR 5 ZP <sup>22</sup>		
E	18654	NUT – HEX 7/16-14 UNC GR 5 ZP		
F	18688	WASHER – SAE FLAT 0.74 IN. I.D. X 0.92 IN. O.D. ZP		
G	18670	WASHER – SAE FLAT 7/16 I.D. X 1.0 IN. O.D. ZP		

---

21. Used with cutterbar wearplate (MD #129297).

22. Used when cutterbar wearplate (MD #129297) is not present.

## 5 Guards, Hold-Downs, and Wearplates – Double Knife, Right End





**GUARDS, HOLD-DOWNS, AND WEARPLATES – DOUBLE KNIFE, RIGHT END**

**NOTE:**

Illustration; TOP: Double knife, split frame right end (pointed), BOTTOM: Double knife, standard right end (pointed).

Ref	Part Number	Description	Qty	Serial Number
	B4864	KIT – CUTTERBAR POLY (15 FT HEADER) <sup>23</sup>		
	B4865	KIT – CUTTERBAR POLY (20 FT HEADER) <sup>23</sup>		
	B4838	KIT – CUTTERBAR POLY (25 FT HEADER) <sup>23</sup>		
	B4839	KIT – CUTTERBAR POLY (30 FT HEADER) <sup>23</sup>		
	B4840	KIT – CUTTERBAR POLY (35 FT HEADER) <sup>23</sup>		
	B4841	KIT – CUTTERBAR POLY (40 FT HEADER) <sup>23</sup>		
	B5114	KIT – CUTTERBAR POLY (45 FT HEADER) <sup>23</sup>		
	304985	KIT – POINTED GUARDS 25 FT DK <sup>24</sup>		
	304986	KIT – POINTED GUARDS 30 FT DK <sup>24</sup>		
	304987	KIT – POINTED GUARDS 35 FT DK <sup>24</sup>		
	304988	KIT – POINTED GUARDS 40 FT DK <sup>24</sup>		
	304989	KIT – POINTED GUARDS 45 FT DK <sup>24</sup>		
	B5009	KIT – STUB GUARD CONVERSION (15 FT HEADER) <sup>25</sup>		
	B5010	KIT – STUB GUARD CONVERSION (20 FT HEADER) <sup>25</sup>		
	B5011	KIT – STUB GUARD CONVERSION (25 FT HEADER) <sup>25</sup>		
	B5012	KIT – STUB GUARD CONVERSION (30 FT HEADER) <sup>25</sup>		
	B5013	KIT – STUB GUARD CONVERSION (35 FT HEADER) <sup>25</sup>		
1	118302	SICKLE GUARD – RH, OUTBOARD	1	
2	118345	SICKLE GUARD – W/ POINTS, W/O WEARBAR (3 PER END)	3	
3	118344	SICKLE GUARD – W/ POINTS <sup>26</sup>		
4	118162	CLIP – HOLD-DOWN <sup>27</sup>		
5	129297	WEARPLATE – UNDER CUTTERBAR, POLYETHYLENE <sup>28</sup>		
6	220114	COVER – HINGE AND SPLIT (SPLIT FRAME HDR ONLY)	1	
7	125418	SUPPORT – SPLIT CBAR CONNECTION WELDT (40 FT SPLIT FRAME HDR ONLY)	1	
	253552	SUPPORT – SPLIT CBAR CONNECTION WELDT (45 FT SPLIT FRAME HDR ONLY)	1	
8	294460	BAR – CUTTERBAR SPLICE (SPLIT FRAME HDR ONLY)	1	
9	220115	BAR – CUTTERBAR SPLICE (SPLIT FRAME HDR ONLY)	1	
10	140135	TOOL WELDT – GUARD STRAIGHTENING TOOL	1	

23. Includes cutterbar wearplate (MD #129297) and hardware. Kits available through Whole Goods only.

24. Complete cutterbar kits for pointed guards. Kit includes outboard guards (MD #118301, 118302), center guard (MD #124338), top center guide (MD #124344), and sickle guards (MD #118344, 118345).

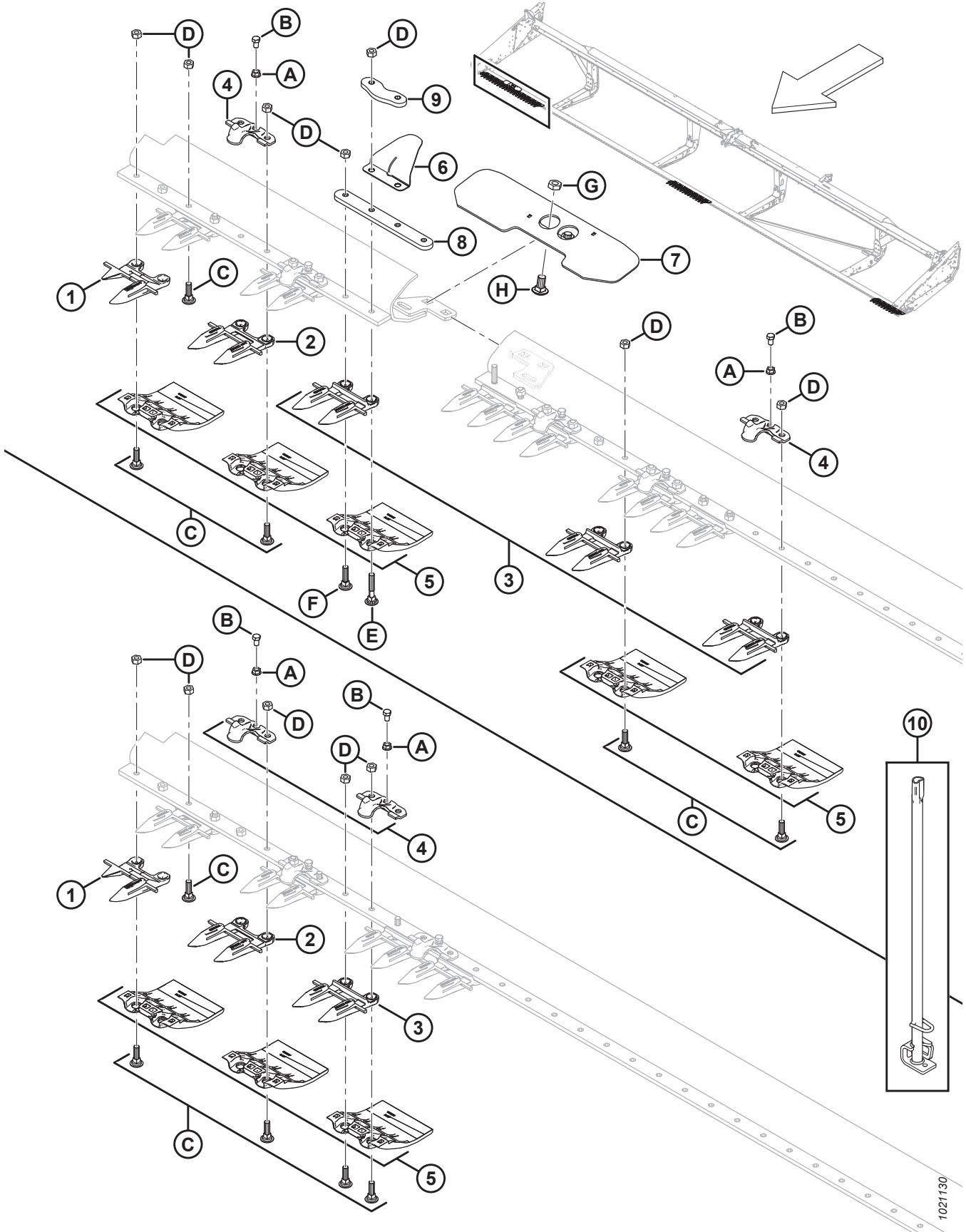
25. Double-knife headers. For service parts, refer to Section [73 \(Option\) Stub Guard Conversion Kit, page 219](#). Kits available through Whole Goods only.

26. Complete cutterbar quantities: 15 ft. = 21, 20 ft. = 31, 25 ft. = 41, 30 ft. = 51, 35 ft. = 61, 40 ft. = 71, 45 ft. = 81.

27. Complete cutterbar quantities: 15 ft. = 25, 20 ft. = 35, 25 ft. = 45, 30 ft. = 55, 35 ft. = 65, 40 ft. = 39, 45 ft. = 44.

28. Complete cutterbar quantities: 15 ft. = 30, 20 ft. = 40, 25 ft. = 50, 30 ft. = 60, 35 ft. = 70, 40 ft. = 80, 45 ft. = 90.

GUARDS, HOLD-DOWNS, AND WEARPLATES – DOUBLE KNIFE, RIGHT END

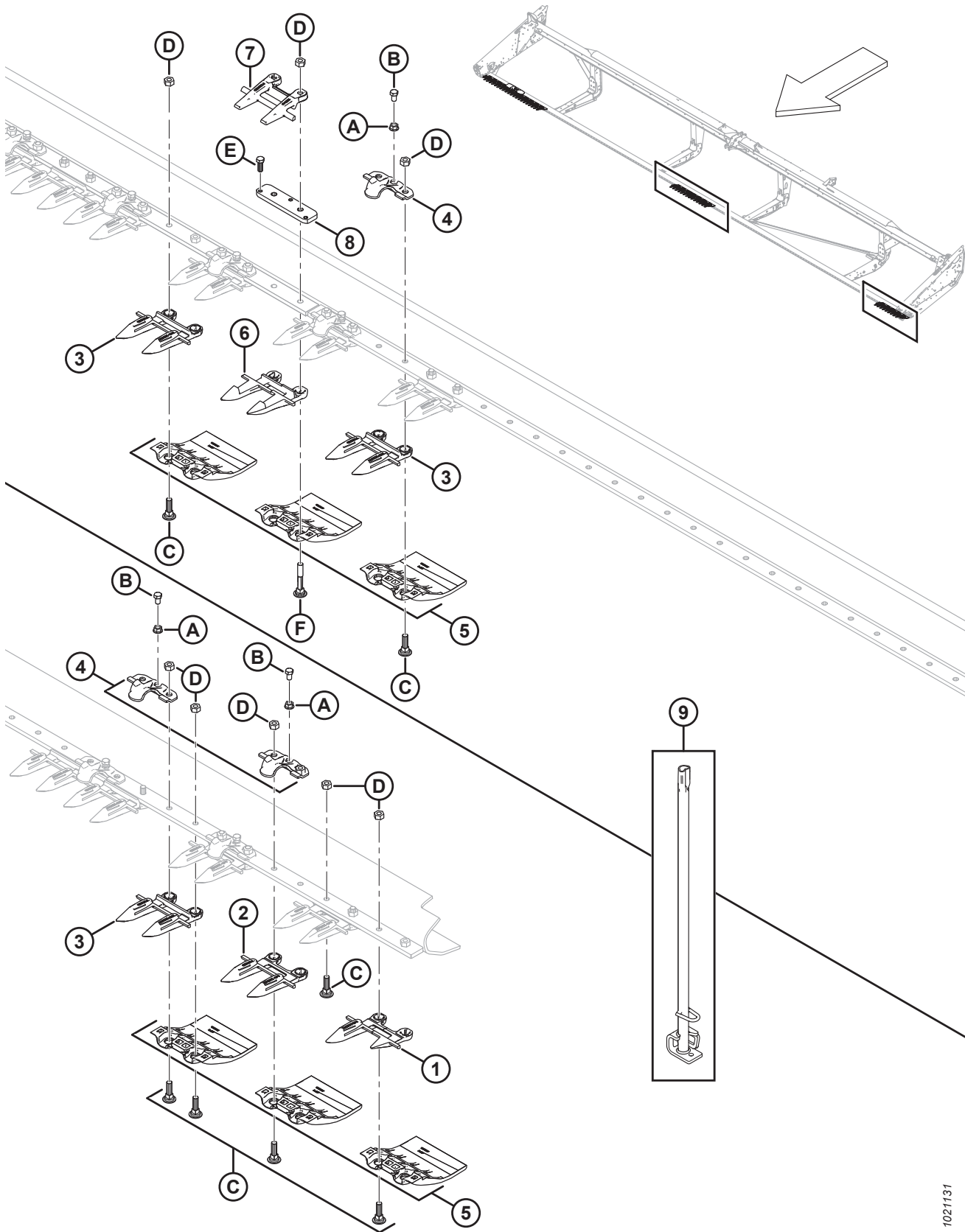


1021130

**GUARDS, HOLD-DOWNS, AND WEARPLATES – DOUBLE KNIFE, RIGHT END**

<b>Ref</b>	<b>Part Number</b>	<b>Description</b>	<b>Qty</b>	<b>Serial Number</b>
A	118193	NUT – FLANGE HEX .375 UNC		
B	118154	BOLT – HH 3/8 NC X 5/8 TFL GR 8 ZP		
C	120558	BOLT – RHSN SPECIAL 7/16 NC 1.5 LG GR 5 ZP		
D	18654	NUT – HEX 7/16-14 UNC GR 5 ZP		
E	279575	BOLT – RHSN SPECIAL 7/16 NC X 2.5 LG GR 5 ZP		
F	120639	BOLT – RHSN SPECIAL 7/16 NC X 1.75 LG GR 5 ZP		
G	21941	NUT – HEX LOCK JAM (END DT THD) 5/8-11 UNC GR 5 ZP		
H	103562	BOLT – RHSN 5/8 NC X 1.25 GR 5 ZP		

## 6 Guards, Hold-Downs, and Wearplates – Double Knife, Middle and Left End



**GUARDS, HOLD-DOWNS, AND WEARPLATES – DOUBLE KNIFE, MIDDLE AND LEFT END**

**NOTE:**

Illustration; TOP: Double knife, middle (pointed), BOTTOM: Double knife, left end (pointed).

Ref	Part Number	Description	Qty	Serial Number
	B4864	KIT – CUTTERBAR POLY (15 FT HEADER) <sup>29</sup>		
	B4865	KIT – CUTTERBAR POLY (20 FT HEADER) <sup>29</sup>		
	B4838	KIT – CUTTERBAR POLY (25 FT HEADER) <sup>29</sup>		
	B4839	KIT – CUTTERBAR POLY (30 FT HEADER) <sup>29</sup>		
	B4840	KIT – CUTTERBAR POLY (35 FT HEADER) <sup>29</sup>		
	B4841	KIT – CUTTERBAR POLY (40 FT HEADER) <sup>29</sup>		
	B5114	KIT – CUTTERBAR POLY (45 FT HEADER) <sup>29</sup>		
	304985	KIT – POINTED GUARDS 25 FT DK <sup>30</sup>		
	304986	KIT – POINTED GUARDS 30 FT DK <sup>30</sup>		
	304987	KIT – POINTED GUARDS 35 FT DK <sup>30</sup>		
	304988	KIT – POINTED GUARDS 40 FT DK <sup>30</sup>		
	304989	KIT – POINTED GUARDS 45 FT DK <sup>30</sup>		
	B5009	KIT – STUB GUARD CONVERSION (15 FT HEADER) <sup>31</sup>		
	B5010	KIT – STUB GUARD CONVERSION (20 FT HEADER) <sup>31</sup>		
	B5011	KIT – STUB GUARD CONVERSION (25 FT HEADER) <sup>31</sup>		
	B5012	KIT – STUB GUARD CONVERSION (30 FT HEADER) <sup>31</sup>		
	B5013	KIT – STUB GUARD CONVERSION (35 FT HEADER) <sup>31</sup>		
1	118301	SICKLE GUARD – LH, OUTBOARD	1	
2	118345	SICKLE GUARD – W/ POINTS, W/O WEARBAR (3 PER END)	3	
3	118344	SICKLE GUARD – W/ POINTS <sup>32</sup>		
4	118162	CLIP – HOLD-DOWN <sup>33</sup>		
5	129297	WEARPLATE – UNDER CUTTERBAR, POLYETHYLENE <sup>34</sup>		
6	124338	SICKLE GUARD – CENTER, POINTED	1	
7	124344	GUIDE – TOP-CENTER	1	
8	34980	BAR – ADJUSTER	1	
9	140135	TOOL WELDT – GUARD STRAIGHTENING TOOL	1	
A	118193	NUT – FLANGE HEX .375 UNC		
B	118154	BOLT – HH 3/8 NC X 5/8 TFL GR 8 ZP		
C	120558	BOLT – RHSN SPECIAL 7/16 NC X 1.5 LG GR 5 ZP		

29. Includes cutterbar wearplate (MD #129297) and hardware. Kits available through Whole Goods only.

30. Complete cutterbar kits for pointed guards. Kit includes outboard guards (MD #118301, 118302), center guard (MD #124338), top center guide (MD #124344), and sickle guards (MD #118344, 118345).

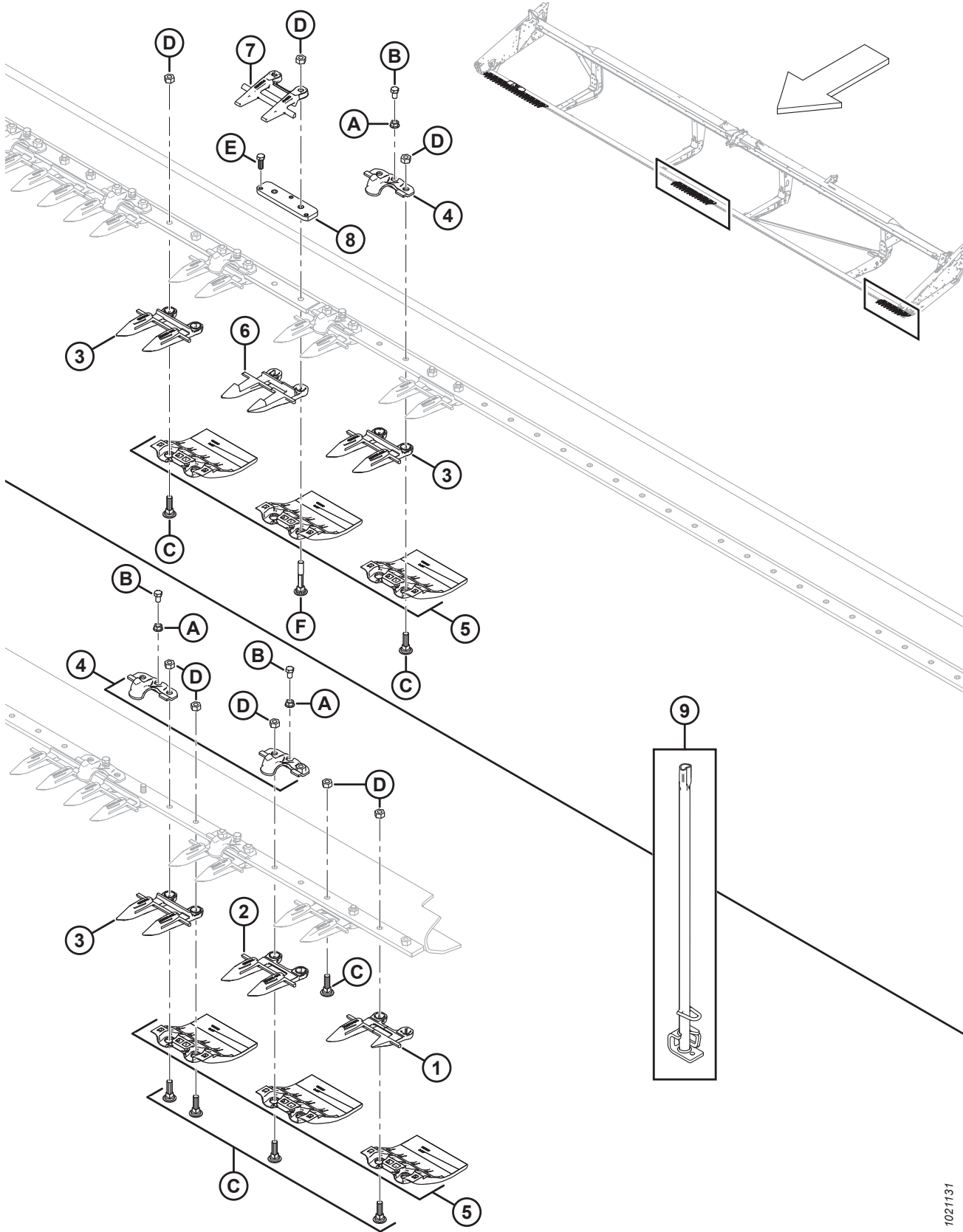
31. Double-knife headers. For service parts, refer to Section [73 \(Option\) Stub Guard Conversion Kit, page 219](#). Kits available through Whole Goods only.

32. Complete cutterbar quantities: 15 ft. = 21, 20 ft. = 31, 25 ft. = 41, 30 ft. = 51, 35 ft. = 61, 40 ft. = 71, 45 ft. = 81.

33. Complete cutterbar quantities: 15 ft. = 25, 20 ft. = 35, 25 ft. = 45, 30 ft. = 55, 35 ft. = 65, 40 ft. = 39, 45 ft. = 44.

34. Complete cutterbar quantities: 15 ft. = 30, 20 ft. = 40, 25 ft. = 50, 30 ft. = 60, 35 ft. = 70, 40 ft. = 80, 45 ft. = 90.

GUARDS, HOLD-DOWNS, AND WEARPLATES – DOUBLE KNIFE, MIDDLE AND LEFT END

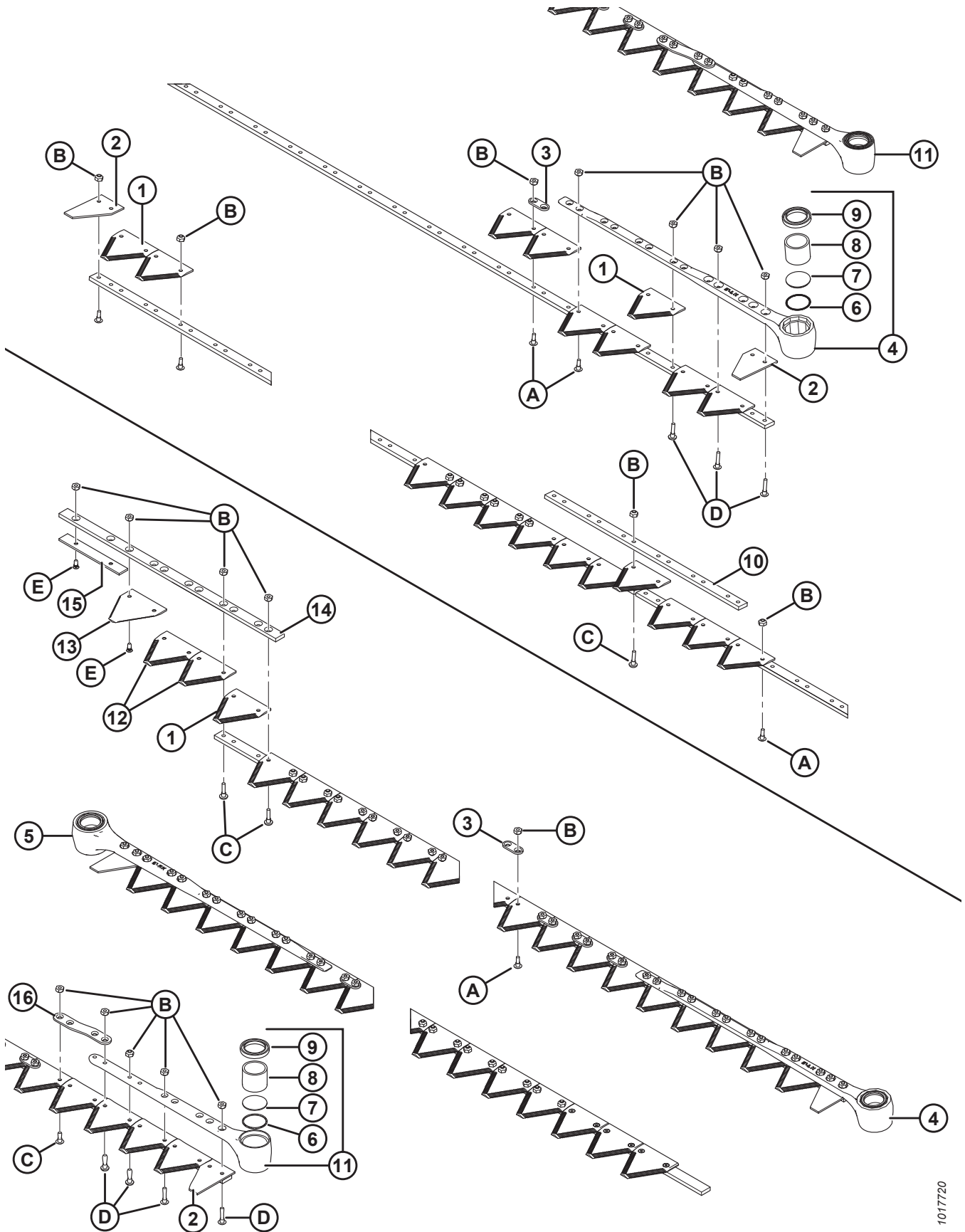


1021131

**GUARDS, HOLD-DOWNS, AND WEARPLATES – DOUBLE KNIFE, MIDDLE AND LEFT END**

<b>Ref</b>	<b>Part Number</b>	<b>Description</b>	<b>Qty</b>	<b>Serial Number</b>
D	18654	NUT – HEX 7/16-14 UNC GR 5 ZP		
E	50120	BOLT – HH 3/8 NC X 1 STAIN STL		
F	132404	BOLT – RHSN SPECIAL 7/16 NC X 2.75 LG GR 5 ZP		

# 7 Knife Components and Knifehead



1017720



## KNIFE COMPONENTS AND KNIFEHEAD

**NOTE:**

Top of illustration shows single knife; bottom shows double knife.

**NOTE:**

To service knife assemblies, refer to the following sections:

*8 Segmented Knives – Single-Knife Headers, Fine-Tooth Sections, page 27*

*9 Segmented Knives – Single-Knife Headers, Coarse-Tooth Sections, page 31*

*10 Segmented Knives – Single-Knife Headers, Ultra Coarse-Tooth Sections, page 35*

*11 Segmented Knives – Double-Knife Headers, Fine-Tooth Sections, page 37*

*12 Segmented Knives – Double-Knife Headers, Coarse-Tooth Sections, page 41*

*13 Segmented Knives – Double-Knife Headers, Ultra Coarse-Tooth Sections, page 45*

Ref	Part Number	Description	Qty	Serial Number
1	279641	COARSE SICKLE SECTION – 9 SPI (25 PACK) <sup>35</sup>		
	174845	COARSE SICKLE SECTION – 9 SPI (25 PACK) <sup>35</sup>	OPT	
	294947	SECT PKG – ULTRA COARSE, 4 SPI (25 PACK) <sup>35</sup>	OPT	
	279642	FINE SICKLE SECTION – 14 SPI (25 PACK) <sup>35</sup>	OPT	
	118491	FINE SICKLE SECTION – 14 SPI (25 PACK) <sup>35</sup>	OPT	
2	279468	SECTION – END, HALF SECTION (10 PACK)	2	
3	174857	BAR – REINFORCING (25 PACK)	40	
4	132896	HEAD ASSEMBLY – LH, 5° ANGLE <sup>36</sup>	1	
5	132897	HEAD ASSEMBLY – RH, 5° ANGLE <sup>36</sup>	1	
6	115670	O-RING – SICKLE HEAD	1	
7	113937	PLUG – SICKLE HEAD	1	
8	100500	BEARING – NEEDLE, SICKLE HEAD	1	
9	113222	SEAL – SICKLE HEAD <sup>37</sup>	1	
10	33955	BAR – SPLICE, 2-PIECE SICKLES <sup>38</sup>	1	
11	120832	HEAD ASSEMBLY – SICKLE <sup>39</sup>	2	

35. Quantities (individual sections): 15 ft. = 57, 20 ft. = 77, 25 ft. = 97, 30 ft. = 117, 35 ft. = 137, 40 ft. = 157.

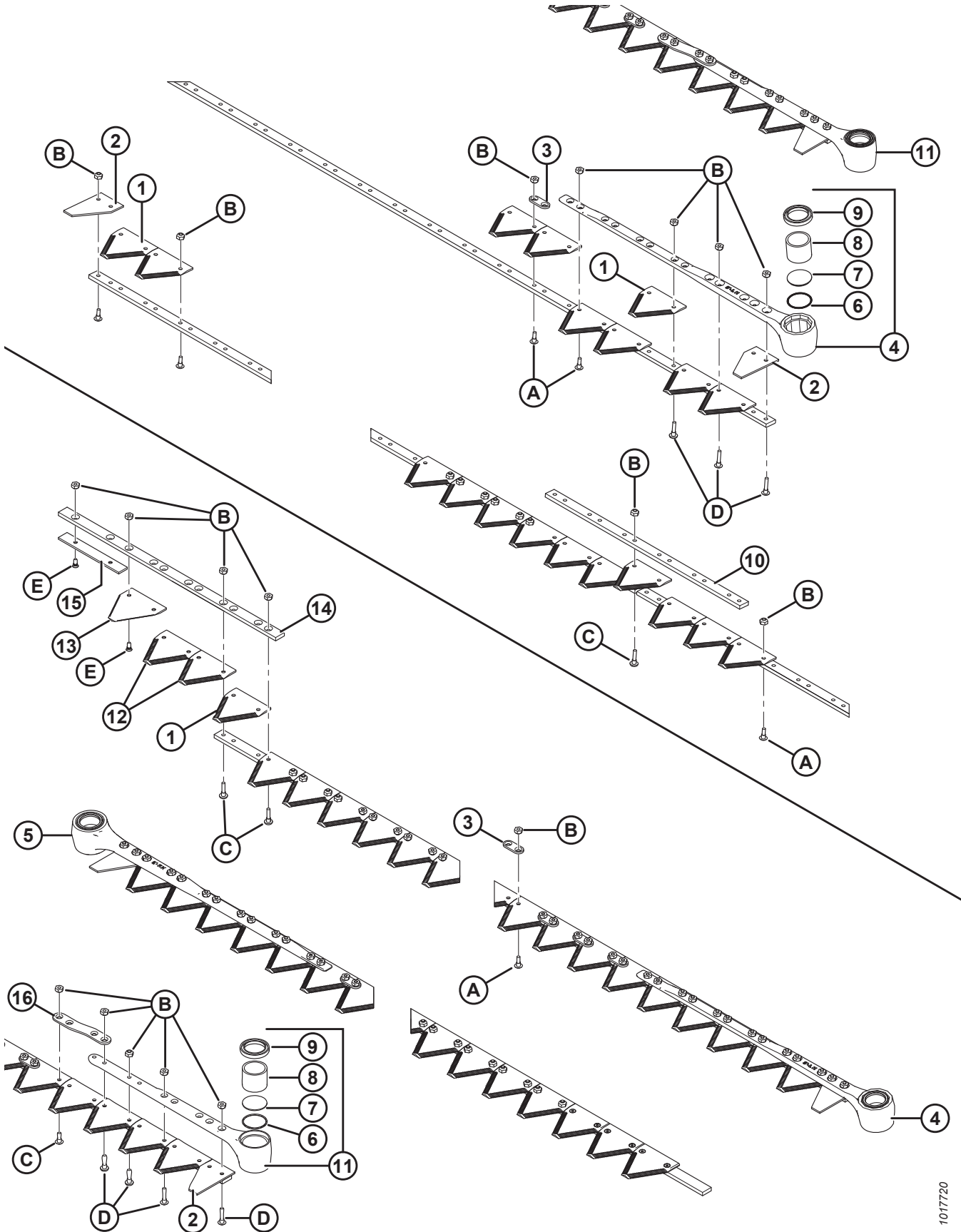
36. 30–45 ft. only. Includes O-ring (MD #115670), plug (MD #113937), bearing (MD #100500), and seal (MD #113222).

37. Install with lip facing outward.

38. 35–40 ft. single knife.

39. 15–25 ft. only. Includes items O-ring (MD #115670), plug (MD #113937), bearing (MD #100500), and seal (MD #113222).

# KNIFE COMPONENTS AND KNIFEHEAD



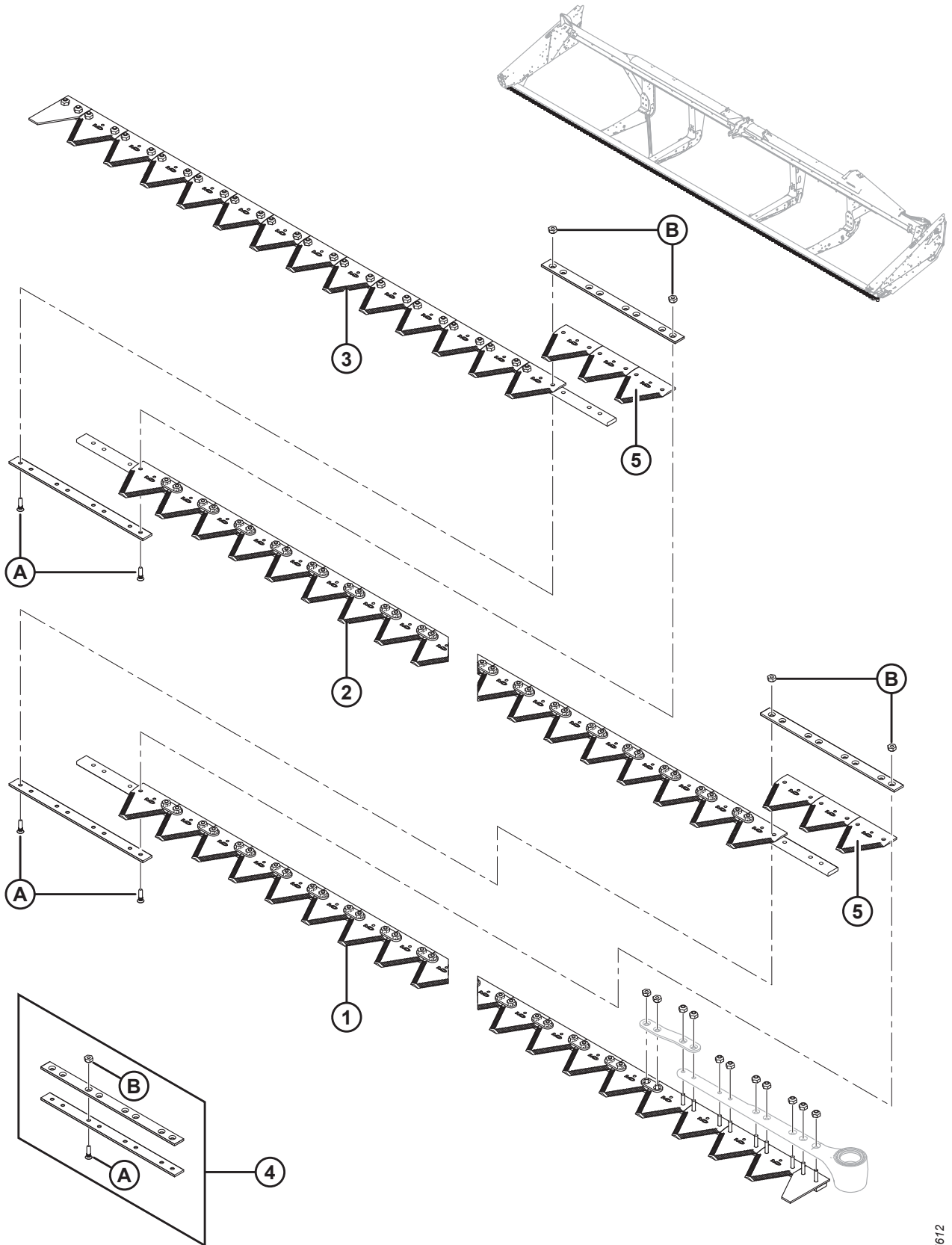
1017720

## KNIFE COMPONENTS AND KNIFEHEAD

Ref	Part Number	Description	Qty	Serial Number
12	279310	COARSE SICKLE SECTION – BOTTOM CSK 9 SPI (10 PACK)	2	
	279851	COARSE SICKLE SECTION – BOTTOM CSK 9 SPI (10 PACK)	OPT	
	279312	FINE SICKLE SECTION – BOTTOM CSK 14 SPI (10 PACK)	OPT	
	279850	FINE SICKLE SECTION – BOTTOM CSK 14 SPI (10 PACK)	OPT	
	279996	KIT – CENTER OVERLAP FINE SICKLE <sup>40</sup>	OPT	
	279997	KIT – CENTER OVERLAP COARSE SICKLE <sup>41</sup>	OPT	
	335326	KIT – CENTER OVERLAP ULTRA COARSE SICKLE <sup>42</sup>	OPT	
13	279314	COARSE SICKLE SECTION – TOP CSK 9 SPI (10 PACK) <sup>43</sup>	4	
	279999	COARSE SICKLE SECTION – TOP CSK 9 SPI (10 PACK) <sup>43</sup>	OPT	
	279316	FINE SICKLE SECTION – TOP CSK 14 SPI (10 PACK) <sup>43</sup>	OPT	
	279848	FINE SICKLE SECTION – TOP CSK 14 SPI (10 PACK) <sup>43</sup>	OPT	
14	124880	GUIDE – TOP, LH SICKLE	1	
15	124881	BAR – WEAR, LH SICKLE	1	
16	129329	BAR – REINFORCING <sup>44</sup>	1	
A	135628	SCREW – BHRN #12-24 NC X 0.67 IN. (50 PACK) <sup>45</sup>		
B	135626	NUT – CSK, CENTER LOCK, #12-24 NC (50 PACK) <sup>46</sup>		
C	135630	SCREW – BHRN, #12-24 NC X 0.920 IN. (50 PACK) <sup>47</sup>		
D	135632	SCREW – BHRN, #12-24 NC X 1.05 IN. (50 PACK) <sup>48</sup>		
E	174165	SCREW – 90° CSK SKT HD, #12-24 NC X 0.5 IN. (50 PACK)		

- 
40. Includes four top countersunk fine sickle sections (14 SPI), three bottom countersunk fine sickle sections (14 SPI), and all required hardware.
41. Includes four top countersunk coarse sickle sections (9 SPI), three bottom countersunk coarse sickle sections (9 SPI), and all required hardware.
42. Includes four top countersunk ultra coarse sickle sections (4 SPI), three bottom countersunk ultra coarse sickle sections (4 SPI), and all required hardware.
43. For LH knife, top countersunk sickle section is installed serrations down on top guide (MD #124880). For RH knife, top countersunk sickle sections are installed serrations up.
44. 15–25 ft. headers only.
45. Pack of 1000 – MD #135629.
46. Pack of 2000 – MD #135627.
47. Pack of 1000 – MD #135631.
48. Pack of 1000 – MD #135633.

## 8 Segmented Knives – Single-Knife Headers, Fine-Tooth Sections



1017612

**SEGMENTED KNIVES – SINGLE-KNIFE HEADERS, FINE-TOOTH SECTIONS**

**NOTE:**

6.1–13.7 m (20–45 ft.) header knives are sold in segments; for a complete segment (less knifehead), refer to tables below:

Ref	Part Number	Description	Qty	Serial Number
		<b>6.1 METER (20 FOOT)</b>		
	335488	KIT – 20 FT FINE SINGLE KNIFE <sup>49</sup>		
1	279398	LEFT HEAD SEGMENT	1	
2	279399	CENTER SEGMENT	1	
3	279400	RIGHT, TAIL SEGMENT	1	
4	129043	MACDON SPLICE KIT <sup>50</sup>	2	
5	279642	SECTION – KONDEX FINE, 14 SPI (25 PACK)	6	
	118491	SECTION – BUSATIS FINE, 14 SPI (25 PACK)	6	
		<b>7.6 METER (25 FOOT)</b>		
	335489	KIT – 25 FT FINE SINGLE KNIFE <sup>49</sup>		
1	279398	LEFT HEAD SEGMENT	1	
2	279399	CENTER SEGMENT	1	
3	279401	RIGHT, TAIL SEGMENT	1	
4	129043	MACDON SPLICE KIT <sup>50</sup>	2	
5	279642	SECTION – KONDEX FINE, 14 SPI (25 PACK)	6	
	118491	SECTION – BUSATIS FINE, 14 SPI (25 PACK)	6	
		<b>9.1 METER (30 FOOT)</b>		
	335490	KIT – 30 FT FINE SINGLE KNIFE <sup>49</sup>		
1	279398	LEFT HEAD SEGMENT	1	
2	279399	CENTER SEGMENT	2	
3	279402	RIGHT, TAIL SEGMENT	1	
4	129043	MACDON SPLICE KIT <sup>50</sup>	3	
5	279642	SECTION – KONDEX FINE, 14 SPI (25 PACK)	9	
	118491	SECTION – BUSATIS FINE, 14 SPI (25 PACK)	9	
		<b>10.7 METER (35 FOOT)</b>		
	335491	KIT – 35 FT FINE SINGLE KNIFE <sup>49</sup>		
1	279398	LEFT HEAD SEGMENT	1	
2	279399	CENTER SEGMENT	2	
3	279403	RIGHT, TAIL SEGMENT	1	
4	129043	MACDON SPLICE KIT <sup>50</sup>	3	
5	279642	SECTION – KONDEX FINE, 14 SPI (25 PACK)	9	
	118491	SECTION – BUSATIS FINE, 14 SPI (25 PACK)	9	

49. Complete knife assembly kit.

50. Includes two splice bars and hardware.



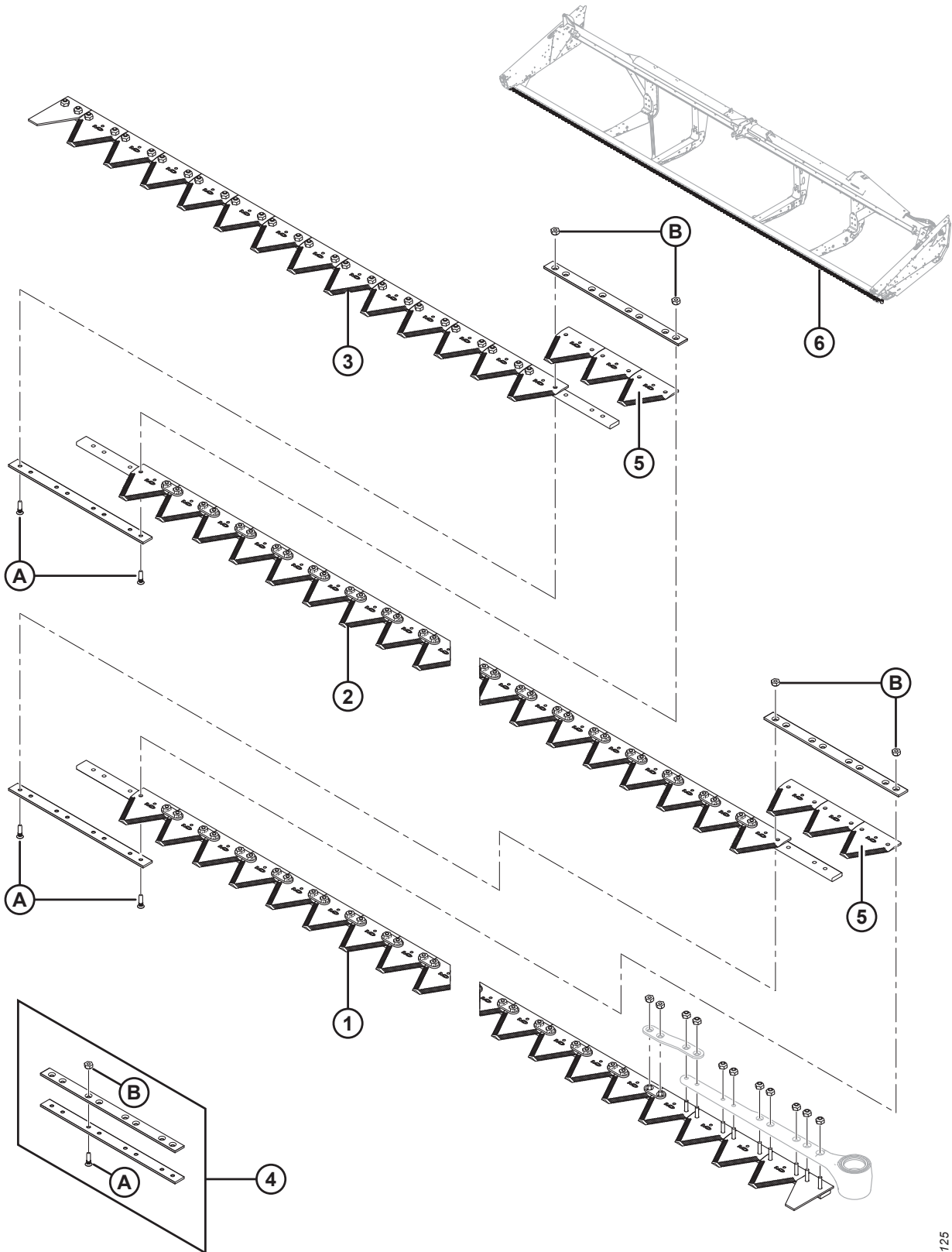
**SEGMENTED KNIVES – SINGLE-KNIFE HEADERS, FINE-TOOTH SECTIONS**

<b>Ref</b>	<b>Part Number</b>	<b>Description</b>	<b>Qty</b>	<b>Serial Number</b>
		<b>12.2 METER (40 FOOT)</b>		
	335492	KIT – 40 FT FINE SINGLE KNIFE <sup>49</sup>		
1	279398	LEFT HEAD SEGMENT	1	
2	279399	CENTER SEGMENT	3	
3	279404	RIGHT, TAIL SEGMENT	1	
4	129043	MACDON SPLICE KIT <sup>51</sup>	4	
5	279642	SECTION – KONDEX FINE, 14 SPI (25 PACK)	12	
	118491	SECTION – BUSATIS FINE, 14 SPI (25 PACK)	12	
A	129299	SCREW – 90° CSK SKT HD, #12-24 NC X 0.812 IN.		
B	135626	NUT – CSK, CENTER LOCK, #12-24 NC (50 PACK)		

---

51. Includes two splice bars and hardware.

# 9 Segmented Knives – Single-Knife Headers, Coarse-Tooth Sections





**SEGMENTED KNIVES – SINGLE-KNIFE HEADERS, COARSE-TOOTH SECTIONS**

**NOTE:**

6.1–13.7 m (20–45 ft.) header knives are sold in segments; for a complete segment (less knifehead), refer to tables below:

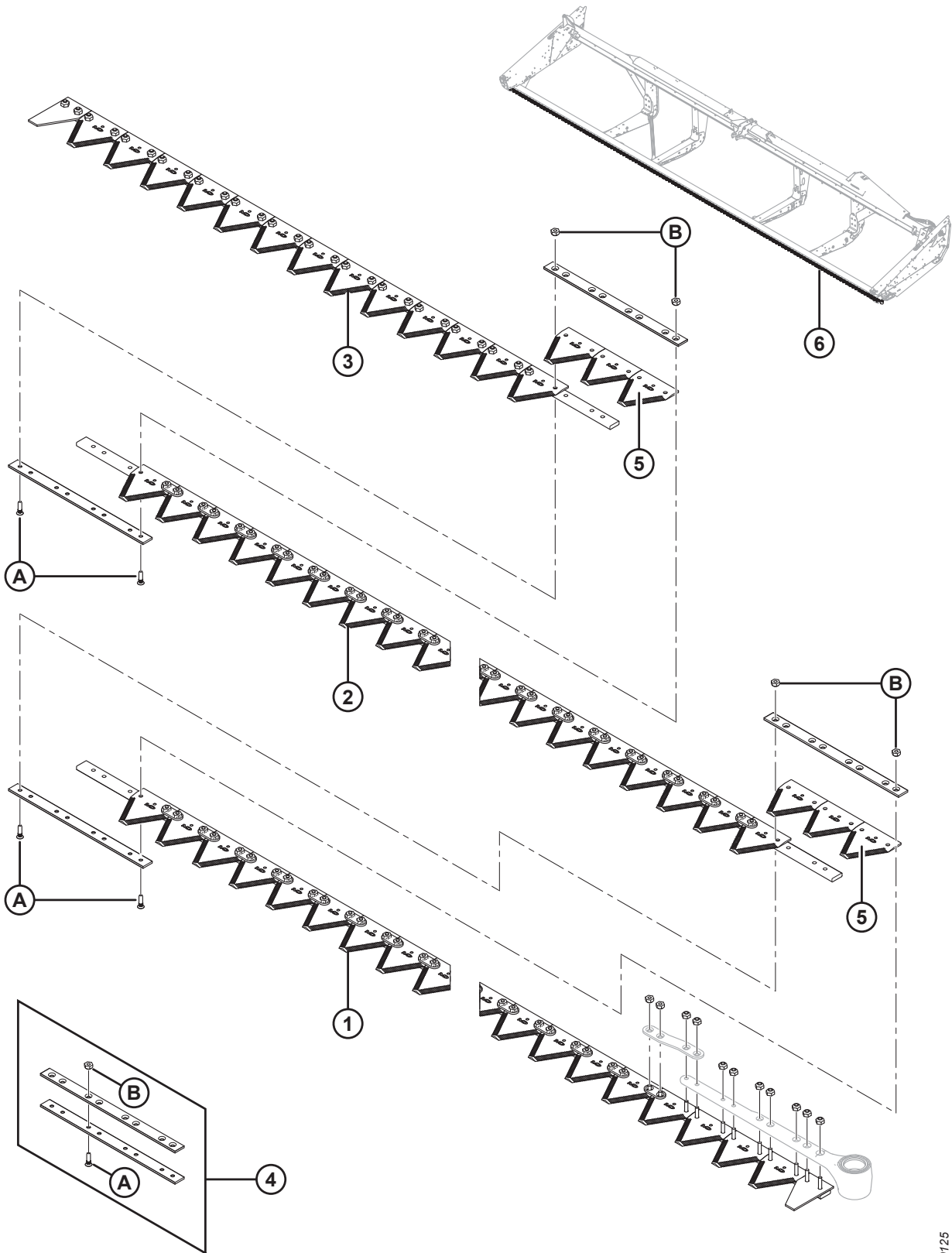
Ref	Part Number	Description	Qty	Serial Number
		<b>6.1 METER (20 FOOT)</b>		
1	279405	LEFT HEAD SEGMENT	1	
2	279406	CENTER SEGMENT	1	
3	279407	RIGHT, TAIL SEGMENT	1	
4	129043	MACDON SPLICE KIT <sup>52</sup>	2	
5	279641	SECTION – KONDEX COARSE, 9 SPI (25 PACK)	6	
	174845	SECTION – BUSATIS COARSE, 9 SPI (25 PACK)	6	
		<b>7.6 METER (25 FOOT)</b>		
1	279405	LEFT HEAD SEGMENT	1	
2	279406	CENTER SEGMENT	1	
3	279408	RIGHT, TAIL SEGMENT	1	
4	129043	MACDON SPLICE KIT <sup>52</sup>	2	
5	279641	SECTION – KONDEX COARSE, 9 SPI (25 PACK)	6	
	174845	SECTION – BUSATIS COARSE, 9 SPI (25 PACK)	6	
		<b>9.1 METER (30 FOOT)</b>		
1	279405	LEFT HEAD SEGMENT	1	
2	279406	CENTER SEGMENT	2	
3	279409	RIGHT, TAIL SEGMENT	1	
4	129043	MACDON SPLICE KIT <sup>52</sup>	3	
5	279641	SECTION – KONDEX COARSE, 9 SPI (25 PACK)	9	
	174845	SECTION – BUSATIS COARSE, 9 SPI (25 PACK)	9	
6	294795	KIT – 30 FT SINGLE KNIFE <sup>53</sup>	A/R	
		<b>10.7 METER (35 FOOT)</b>		
1	279405	LEFT HEAD SEGMENT	1	
2	279406	CENTER SEGMENT	2	
3	279410	RIGHT, TAIL SEGMENT	1	
4	129043	MACDON SPLICE KIT <sup>52</sup>	3	
5	279641	SECTION – KONDEX COARSE, 9 SPI (25 PACK)	9	
	174845	SECTION – BUSATIS COARSE, 9 SPI (25 PACK)	9	
6	294796	KIT – 35 FT SINGLE KNIFE <sup>54</sup>	A/R	

52. Includes two splice bars and hardware.

53. Kit includes left head segment (MD #279405), center segment (MD #279406), right tail segment (MD #279409), splice kit (MD #129043), and Kondex coarse section (MD #279641).

54. Kit includes left head segment (MD #279405), center segment (MD #279406), right tail segment (MD #279410), splice kit (MD #129043), and Kondex coarse section (MD #279641).

SEGMENTED KNIVES – SINGLE-KNIFE HEADERS, COARSE-TOOTH SECTIONS



1030125

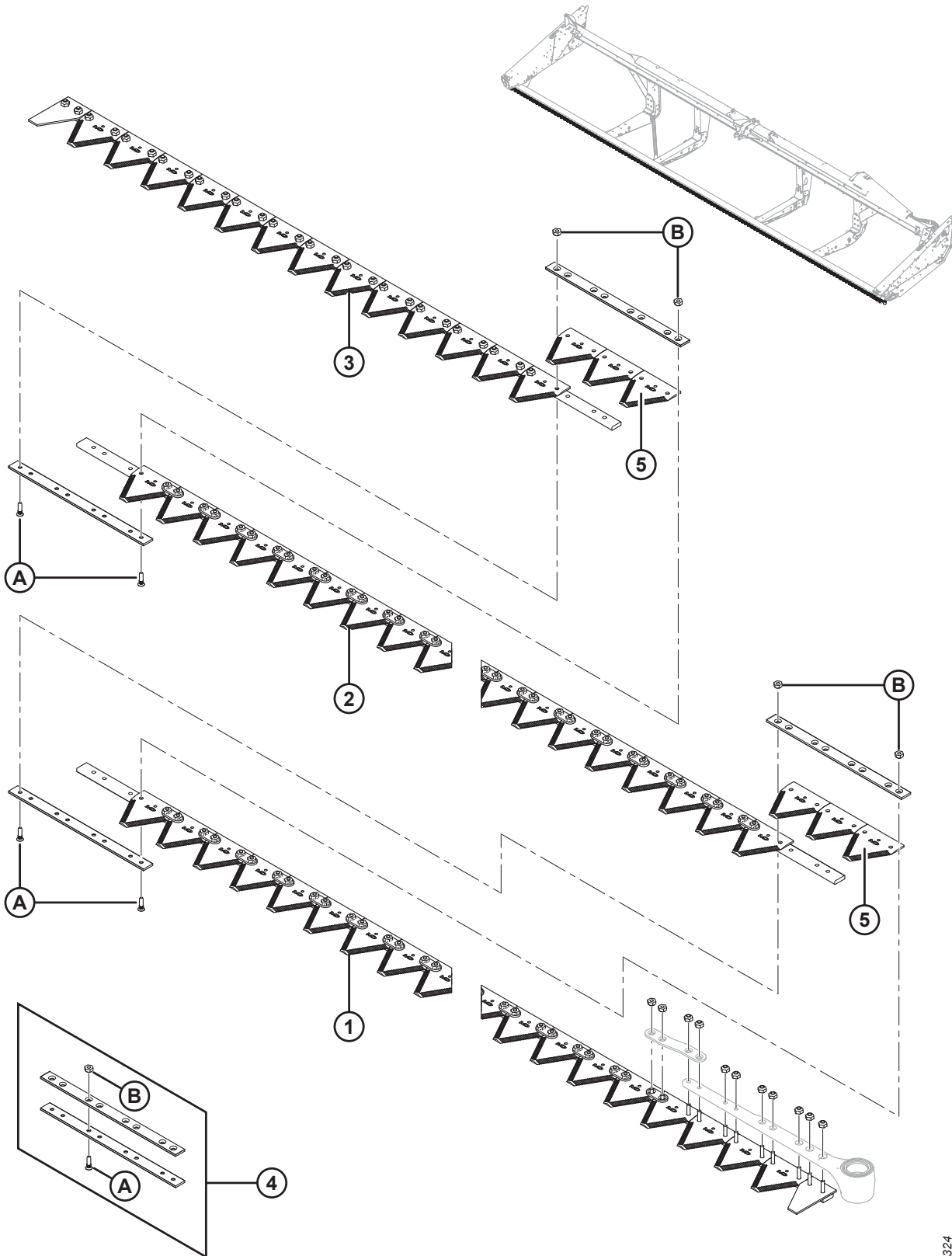
**SEGMENTED KNIVES – SINGLE-KNIFE HEADERS, COARSE-TOOTH SECTIONS**

<b>Ref</b>	<b>Part Number</b>	<b>Description</b>	<b>Qty</b>	<b>Serial Number</b>
		<b>12.2 METER (40 FOOT)</b>		
1	279405	LEFT HEAD SEGMENT	1	
2	279406	CENTER SEGMENT	3	
3	279411	RIGHT, TAIL SEGMENT	1	
4	129043	MACDON SPLICE KIT <sup>52</sup>	4	
5	279641	SECTION – KONDEX COARSE, 9 SPI (25 PACK)	12	
	174845	SECTION – BUSATIS COARSE, 9 SPI (25 PACK)	12	
6	294797	KIT – 40 FT SINGLE KNIFE <sup>55</sup>	A/R	
A	129299	SCREW – 90° CSK SKT HD, #12-24 NC X 0.812 IN.		
B	135626	NUT – CSK, CENTER LOCK, #12-24 NC (50 PACK)		

---

55. Kit includes left head segment (MD #279405), center segment (MD #279406), right tail segment (MD #279411), splice kit (MD #129043), and Kondex coarse section (MD #279641).

# 10 Segmented Knives – Single-Knife Headers, Ultra Coarse-Tooth Sections



**SEGMENTED KNIVES – SINGLE-KNIFE HEADERS, ULTRA COARSE-TOOTH SECTIONS**

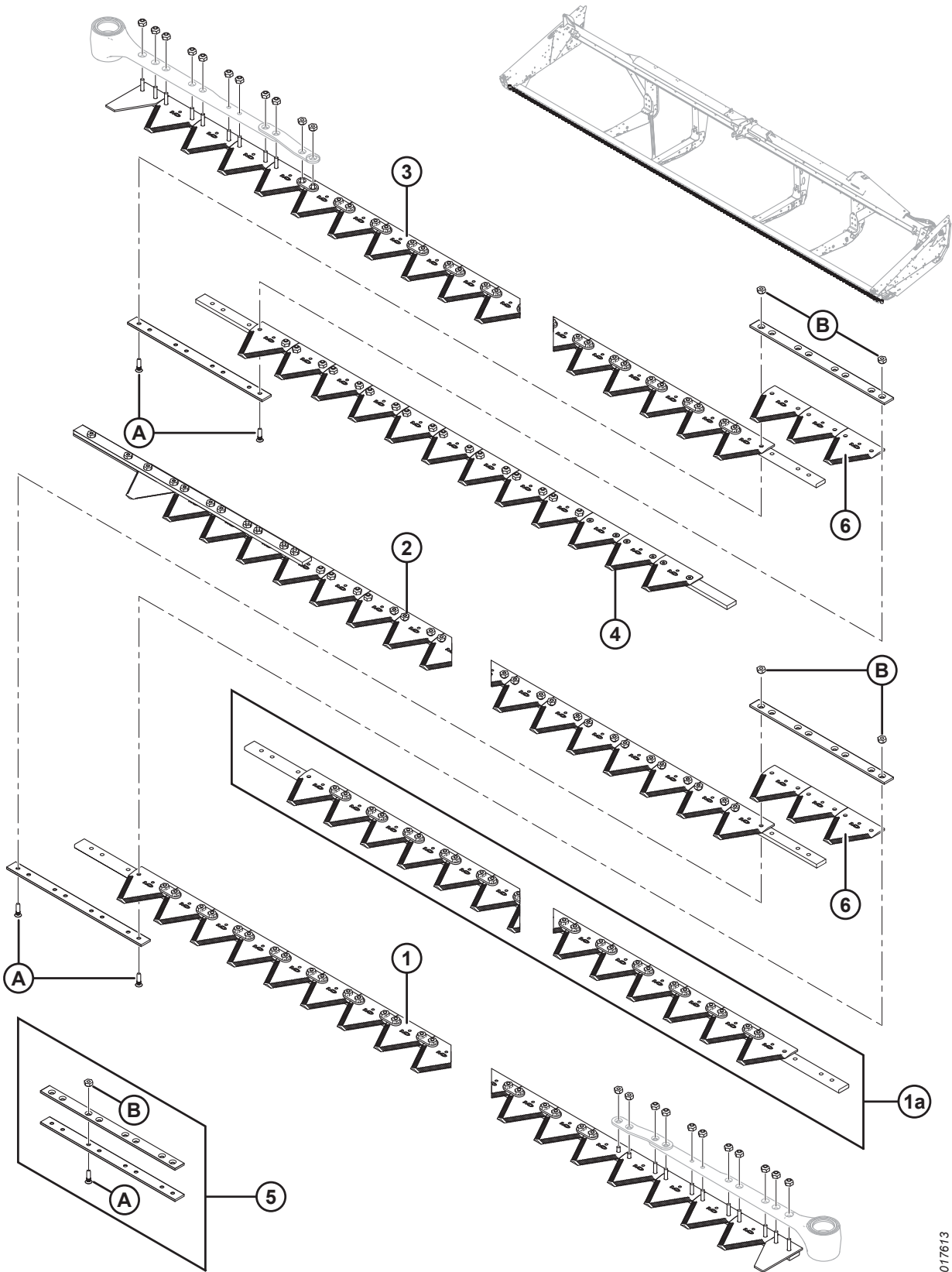
Ref	Part Number	Description	Qty	Serial Number
		<b>7.6 METER (25 FOOT)</b>		
	335513	KIT – 25 FT ULTRA COARSE SINGLE KNIFE <sup>56</sup>		
1	335533	ASSEMBLY – KNIFE SEGMENT ULTRA COARSE <sup>57</sup>	1	
2	335534	ASSEMBLY – KNIFE SEGMENT ULTRA COARSE <sup>57</sup>	1	
3	335535	ASSEMBLY – KNIFE SEGMENT ULTRA COARSE <sup>57</sup>	1	
4	129043	SPLICE KIT <sup>58</sup>	2	
5	294947	SECTION – PACKAGE ULTRA COARSE, 4 SPI	1	
		<b>9.1 METER (30 FOOT)</b>		
	335514	KIT – 30 FT ULTRA COARSE SINGLE KNIFE <sup>56</sup>		
1	335533	ASSEMBLY – KNIFE SEGMENT ULTRA COARSE <sup>57</sup>	1	
2	335534	ASSEMBLY – KNIFE SEGMENT ULTRA COARSE <sup>57</sup>	2	
3	335536	ASSEMBLY – KNIFE SEGMENT 4 SPI <sup>57</sup>	1	
4	129043	SPLICE KIT 2 1/8 IN. <sup>58</sup>	3	
5	294947	SECTION – PACKAGE ULTRA COARSE, 4 SPI	1	
		<b>10.7 METER (35 FOOT)</b>		
	335515	KIT – 35 FT ULTRA COARSE SINGLE KNIFE <sup>56</sup>		
1	335533	ASSEMBLY – KNIFE SEGMENT ULTRA COARSE <sup>57</sup>	1	
2	335534	ASSEMBLY – KNIFE SEGMENT ULTRA COARSE <sup>57</sup>	2	
3	335531	KNIFE SEGMENT, TAIL	1	
4	129043	SPLICE KIT 2 1/8 IN. <sup>58</sup>	3	
5	294947	SECTION – PACKAGE ULTRA COARSE, 4 SPI	1	
		<b>12.2 METER (40 FOOT)</b>		
	335516	KIT – 40 FT ULTRA COARSE SINGLE KNIFE <sup>56</sup>		
1	335533	ASSEMBLY – KNIFE SEGMENT ULTRA COARSE <sup>57</sup>	1	
2	335534	ASSEMBLY – KNIFE SEGMENT ULTRA COARSE <sup>57</sup>	3	
3	335530	KNIFE SEGMENT, TAIL	1	
4	129043	SPLICE KIT 2 1/8 IN. <sup>58</sup>	4	
5	294947	SECTION – PACKAGE ULTRA COARSE, 4 SPI	1	
A	129299	SCREW – 90° CSK SKT HD, #12-24 NC X 0.812 IN.		
B	30669	NUT – CENTER LOCK, #12-24		

56. Complete knife assembly kit.

57. Includes hardware.

58. Includes two splice bars and hardware.

# 11 Segmented Knives – Double-Knife Headers, Fine-Tooth Sections



1017613

**SEGMENTED KNIVES – DOUBLE-KNIFE HEADERS, FINE-TOOTH SECTIONS**

**NOTE:**

6.1–13.7 m (20–45 ft.) header knives are sold in segments; for a complete segment (less knifehead), refer to tables below:

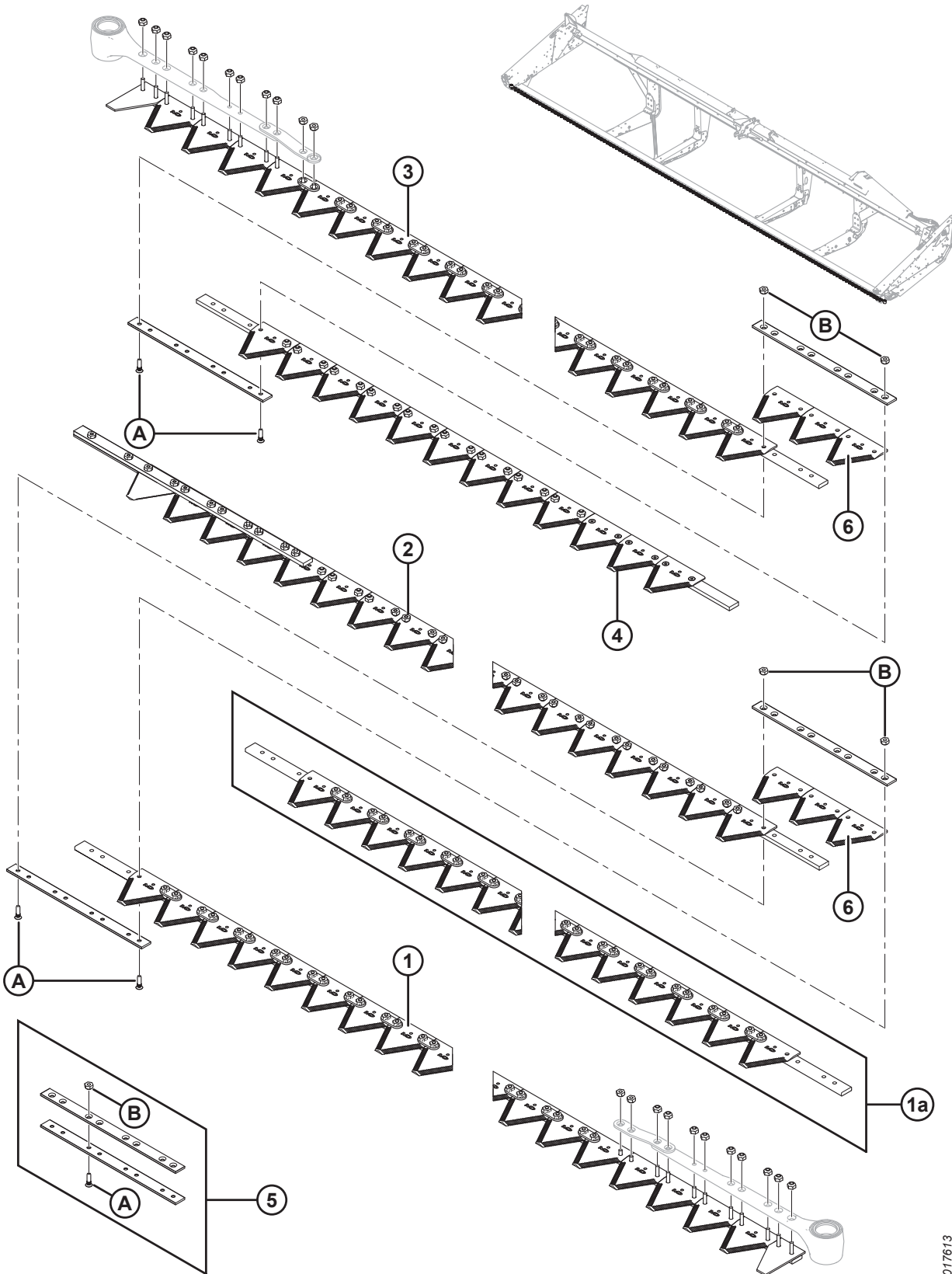
Ref	Part Number	Description	Qty	Serial Number
		<b>4.6 METER (15 FOOT)</b>		
	279438	SICKLE – COMPLETE, FINE SER, 14 SPI (15 FT LH) <sup>59</sup>	1	
	279439	SICKLE – COMPLETE, FINE SER, 14 SPI (15 FT RH) <sup>59</sup>	1	
		<b>6.1 METER (20 FOOT)</b>		
	335479	KIT – 20 FT FINE DOUBLE KNIFE <sup>60</sup>		
1	279398	LEFT HEAD SEGMENT	1	
2	279413	LEFT TAIL SEGMENT	1	
3	279414	RIGHT COMPLETE	1	
5	129043	MACDON SPLICE KIT <sup>61</sup>	1	
6	279642	SECTION – KONDEX FINE, 14 SPI (25 PACK)	3	
	118491	SECTION – BUSATIS FINE, 14 SPI (25 PACK)	3	
		<b>7.6 METER (25 FOOT)</b>		
	335483	KIT – 25 FT FINE DOUBLE KNIFE <sup>60</sup>		
1	279398	LEFT HEAD SEGMENT	1	
2	279415	LEFT TAIL SEGMENT	1	
3	279412	RIGHT HEAD SEGMENT	1	
4	279416	RIGHT, TAIL SEGMENT	1	
5	129043	MACDON SPLICE KIT <sup>61</sup>	2	
6	279642	SECTION – KONDEX FINE, 14 SPI (25 PACK)	6	
	118491	SECTION – BUSATIS FINE, 14 SPI (25 PACK)	6	
		<b>9.1 METER (30 FOOT)</b>		
	335484	KIT – 30 FT FINE DOUBLE KNIFE <sup>60</sup>		
1	279398	LEFT HEAD SEGMENT	1	
2	279417	LEFT TAIL SEGMENT	1	
3	279412	RIGHT HEAD SEGMENT	1	
4	279418	RIGHT, TAIL SEGMENT	1	
5	129043	MACDON SPLICE KIT <sup>61</sup>	2	
6	279642	SECTION – KONDEX FINE, 14 SPI (25 PACK)	6	
	118491	SECTION – BUSATIS FINE, 14 SPI (25 PACK)	6	

59. 15-foot header knives are sold complete.

60. Complete knife assembly kit.

61. Includes two splice bars and hardware.

SEGMENTED KNIVES – DOUBLE-KNIFE HEADERS, FINE-TOOTH SECTIONS



1017613

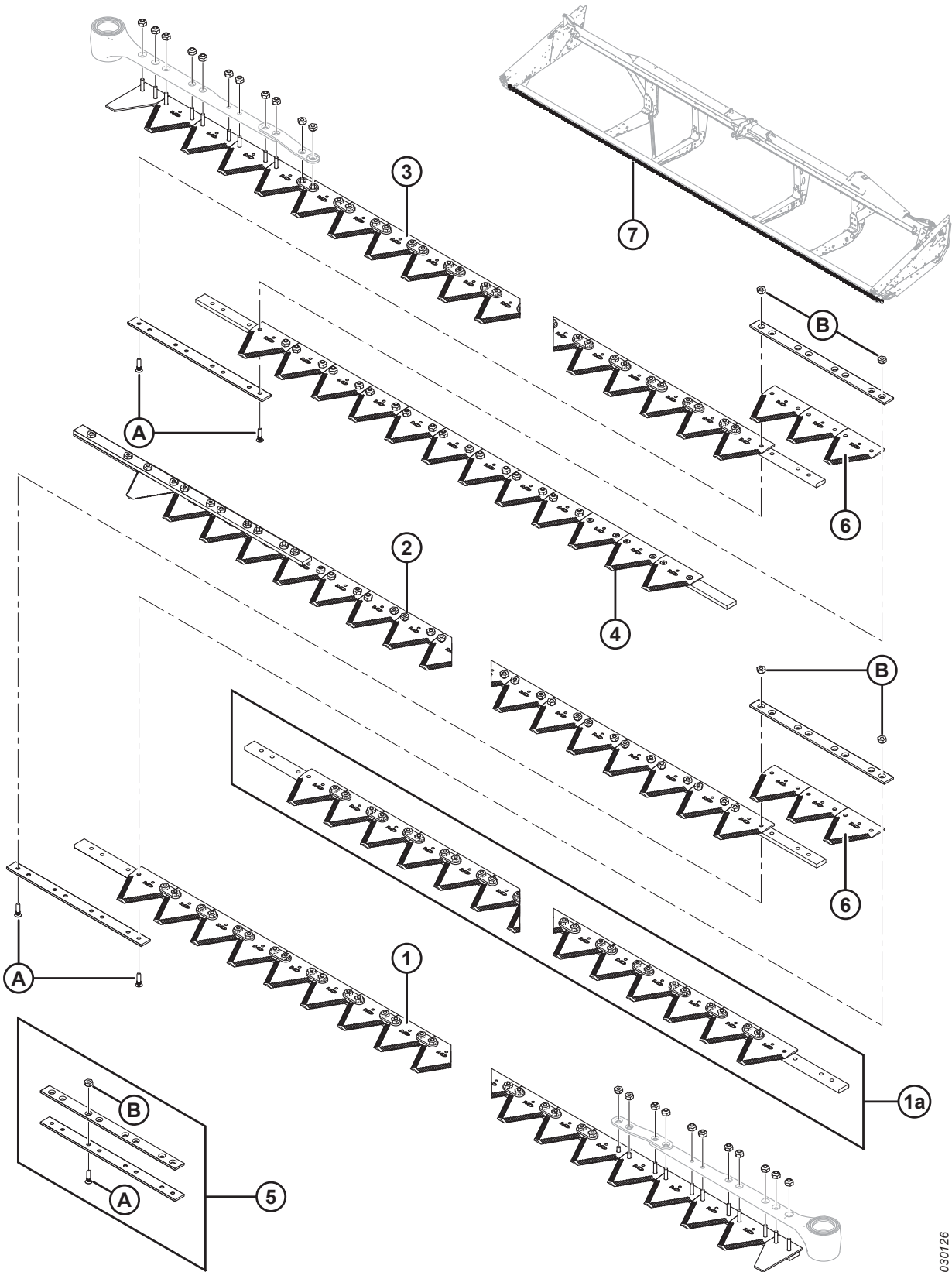


**SEGMENTED KNIVES – DOUBLE-KNIFE HEADERS, FINE-TOOTH SECTIONS**

Ref	Part Number	Description	Qty	Serial Number
		<b>10.7 METER (35 FOOT)</b>		
	335485	KIT – 35 FT FINE DOUBLE KNIFE <sup>60</sup>		
1	279398	LEFT HEAD SEGMENT	1	
2	279419	LEFT TAIL SEGMENT	1	
3	279412	RIGHT HEAD SEGMENT	1	
4	279420	RIGHT, TAIL SEGMENT	1	
5	129043	MACDON SPLICE KIT <sup>62</sup>	2	
6	279642	SECTION – KONDEX FINE, 14 SPI (25 PACK)	6	
	118491	SECTION – BUSATIS FINE, 14 SPI (25 PACK)	6	
		<b>12.2 METER (40 FOOT)</b>		
	335486	KIT – 40 FT FINE DOUBLE KNIFE <sup>60</sup>		
1	279398	LEFT HEAD SEGMENT	1	
1a	279399	CENTER SEGMENT	2	
2	279421	LEFT TAIL SEGMENT	1	
3	279412	RIGHT HEAD SEGMENT	1	
4	279422	RIGHT, TAIL SEGMENT	1	
5	129043	MACDON SPLICE KIT <sup>62</sup>	4	
6	279642	SECTION – KONDEX FINE, 14 SPI (25 PACK)	12	
	118491	SECTION – BUSATIS FINE, 14 SPI (25 PACK)	12	
		<b>13.7 METER (45 FOOT)</b>		
	335487	KIT – 45 FT FINE DOUBLE KNIFE <sup>60</sup>		
1	279398	LEFT HEAD SEGMENT	1	
1a	279399	CENTER SEGMENT	2	
2	279423	LEFT TAIL SEGMENT	1	
3	279412	RIGHT HEAD SEGMENT	1	
4	279424	RIGHT, TAIL SEGMENT	1	
5	129043	MACDON SPLICE KIT <sup>62</sup>	4	
6	279642	SECTION – KONDEX FINE, 14 SPI (25 PACK)	12	
	118491	SECTION – BUSATIS FINE, 14 SPI (25 PACK)	12	
A	129299	SCREW – 90° CSK SKT HD, #12-24 NC X 0.812 IN.		
B	135626	NUT – CSK, CENTER LOCK, #12-24 NC (50 PACK)		

62. Includes two splice bars and hardware.

# 12 Segmented Knives – Double-Knife Headers, Coarse-Tooth Sections



1030126

**SEGMENTED KNIVES – DOUBLE-KNIFE HEADERS, COARSE-TOOTH SECTIONS**

**NOTE:**

6.1–13.7 m (20–45 ft.) header knives are sold in segments; for a complete segment (less knifehead), refer to tables below:

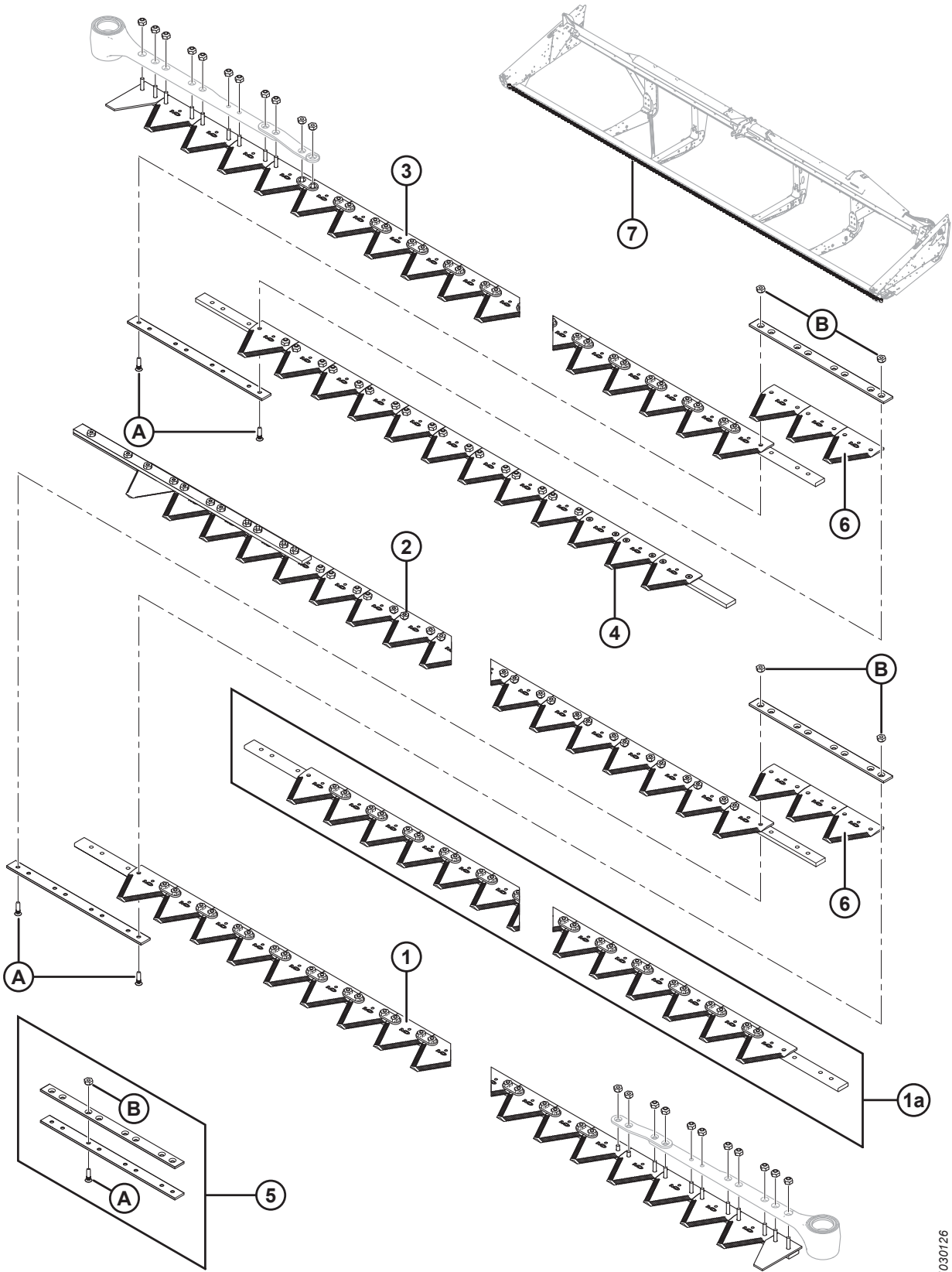
Ref	Part Number	Description	Qty	Serial Number
		<b>4.6 METER (15 FOOT)</b>		
	279440	SICKLE – COMPLETE, COARSE SER, 9 SPI (15 FT LH) <sup>63</sup>	1	
	279441	SICKLE – COMPLETE, COARSE SER, 9 SPI (15 FT RH) <sup>63</sup>	1	
		<b>6.1 METER (20 FOOT)</b>		
1	279405	LEFT HEAD SEGMENT	1	
2	279425	LEFT TAIL SEGMENT	1	
3	279426	RIGHT COMPLETE	1	
5	129043	MACDON SPLICE KIT <sup>64</sup>	1	
6	279641	SECTION – KONDEX COARSE, 9 SPI (25 PACK)	3	
	174845	SECTION – BUSATIS COARSE, 9 SPI (25 PACK)	3	
		<b>7.6 METER (25 FOOT)</b>		
1	279405	LEFT HEAD SEGMENT	1	
2	279427	LEFT TAIL SEGMENT	1	
3	279428	RIGHT HEAD SEGMENT	1	
4	279429	RIGHT, TAIL SEGMENT	1	
5	129043	MACDON SPLICE KIT <sup>64</sup>	2	
6	279641	SECTION – KONDEX COARSE, 9 SPI (25 PACK)	6	
	174845	SECTION – BUSATIS COARSE, 9 SPI (25 PACK)	6	
		<b>9.1 METER (30 FOOT)</b>		
1	279405	LEFT HEAD SEGMENT	1	
2	279430	LEFT TAIL SEGMENT	1	
3	279428	RIGHT HEAD SEGMENT	1	
4	279432	RIGHT, TAIL SEGMENT	1	
5	129043	MACDON SPLICE KIT <sup>64</sup>	2	
6	279641	SECTION – KONDEX COARSE, 9 SPI (25 PACK)	6	
	174845	SECTION – BUSATIS COARSE, 9 SPI (25 PACK)	6	
7	294791	KIT – 30 FT DOUBLE KNIFE <sup>65</sup>	A/R	
		<b>10.7 METER (35 FOOT)</b>		
1	279405	LEFT HEAD SEGMENT	1	
2	279431	LEFT TAIL SEGMENT	1	
3	279428	RIGHT HEAD SEGMENT	1	
4	279433	RIGHT, TAIL SEGMENT	1	
5	129043	MACDON SPLICE KIT <sup>64</sup>	2	
6	279641	SECTION – KONDEX COARSE, 9 SPI (25 PACK)	6	
	174845	SECTION – BUSATIS COARSE, 9 SPI (25 PACK)	6	

63. 15-foot header knives are sold complete.

64. Includes two splice bars and hardware.

65. Kit includes left head segment (MD #279405), left tail segment (MD #279430), right head segment (MD #279428), right tail segment (MD #279432), splice kit (MD #129043), and Kondex coarse section (MD #279641).

SEGMENTED KNIVES – DOUBLE-KNIFE HEADERS, COARSE-TOOTH SECTIONS



1030126

**SEGMENTED KNIVES – DOUBLE-KNIFE HEADERS, COARSE-TOOTH SECTIONS**

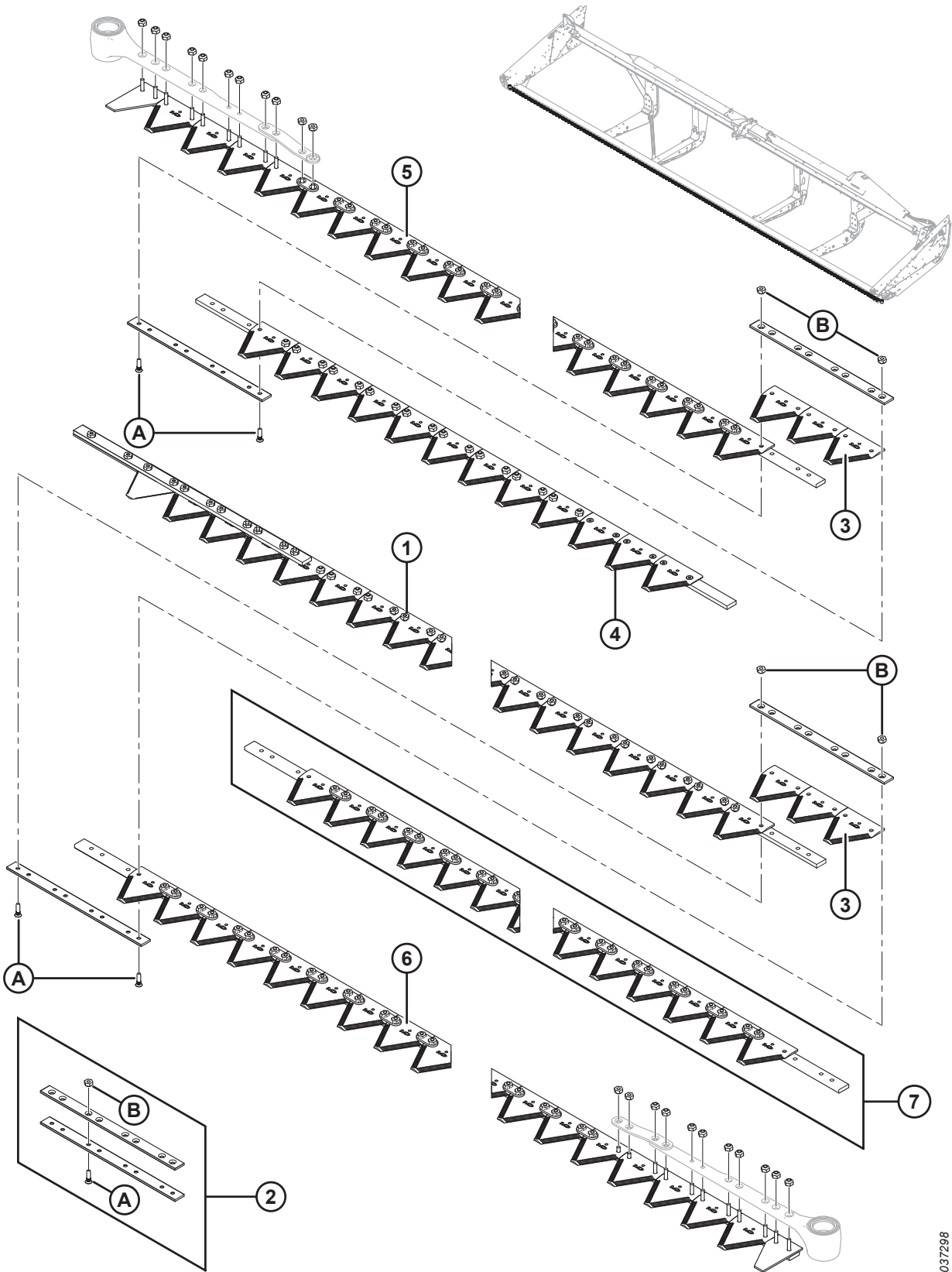
Ref	Part Number	Description	Qty	Serial Number
7	294792	KIT – 35 FT DOUBLE KNIFE <sup>66</sup>	A/R	
		<b>12.2 METER (40 FOOT)</b>		
1	279405	LEFT HEAD SEGMENT	1	
1a	279406	CENTER SEGMENT	2	
2	279434	LEFT TAIL SEGMENT	1	
3	279428	RIGHT HEAD SEGMENT	1	
4	279435	RIGHT, TAIL SEGMENT	1	
5	129043	MACDON SPLICE KIT <sup>64</sup>	4	
6	279641	SECTION – KONDEX COARSE, 9 SPI (25 PACK)	12	
	174845	SECTION – BUSATIS COARSE, 9 SPI (25 PACK)	12	
7	294793	KIT – 40 FT DOUBLE KNIFE <sup>67</sup>	A/R	
		<b>13.7 METER (45 FOOT)</b>		
1	279405	LEFT HEAD SEGMENT	1	
1a	279406	CENTER SEGMENT	2	
2	279436	LEFT TAIL SEGMENT	1	
3	279428	RIGHT HEAD SEGMENT	1	
4	279437	RIGHT, TAIL SEGMENT	1	
5	129043	MACDON SPLICE KIT <sup>64</sup>	4	
6	279641	SECTION – KONDEX COARSE, 9 SPI (25 PACK)	12	
	174845	SECTION – BUSATIS COARSE, 9 SPI (25 PACK)	12	
7	294794	KIT – 45 FT DOUBLE KNIFE <sup>68</sup>	A/R	
A	129299	SCREW – 90° CSK SKT HD, #12-24 NC X 0.812 IN.		
B	135626	NUT – CSK, CENTER LOCK, #12-24 NC (50 PACK)		

66. Kit includes left head segment (MD #279405), left tail segment (MD #279431), right head segment (MD #279428), right tail segment (MD #279433), splice kit (MD #129043), and Kondex coarse section (MD #279641).

67. Kit includes left head segment (MD #279405), center segment (MD #279406), left tail segment (MD #279434), right head segment (MD #279428), right tail segment (MD #279435), splice kit (MD #129043), and Kondex coarse section (MD #279641).

68. Kit includes left head segment (MD #279405), center segment (MD #279406), left tail segment (MD #279436), right head segment (MD #279428), right tail segment (MD #279437), splice kit (MD #129043), and Kondex coarse section (MD #279641).

# 13 Segmented Knives – Double-Knife Headers, Ultra Coarse-Tooth Sections



1037298

**SEGMENTED KNIVES – DOUBLE-KNIFE HEADERS, ULTRA COARSE-TOOTH SECTIONS**

Ref	Part Number	Description	Qty	Serial Number
		<b>7.6 METER (25 FOOT)</b>		
	335508	KIT – 25 FT ULTRA COARSE DOUBLE KNIFE <sup>69</sup>		
1	335525	LEFT TAIL SEGMENT	1	
2	129043	SPLICE KIT 2 1/8 IN. <sup>70</sup>	2	
3	294947	SECTION – PACKAGE ULTRA COARSE, 4 SPI	1	
4	335520	RIGHT, TAIL SEGMENT	1	
5	335532	ASSEMBLY KNIFE SEG ULTRA COARSE <sup>71</sup>	1	
6	335533	ASSEMBLY KNIFE SEG ULTRA COARSE <sup>71</sup>	1	
		<b>9.1 METER (30 FOOT)</b>		
	335509	KIT – 30 FT ULTRA COARSE DOUBLE KNIFE <sup>69</sup>		
1	335526	LEFT TAIL SEGMENT	1	
2	129043	SPLICE KIT 2 1/8 IN. <sup>70</sup>	2	
3	294947	SECTION – PACKAGE ULTRA COARSE, 4 SPI	1	
4	335522	RIGHT, TAIL SEGMENT		
5	335532	ASSEMBLY KNIFE SEG ULTRA COARSE <sup>71</sup>	1	
6	335533	ASSEMBLY KNIFE SEG ULTRA COARSE <sup>71</sup>	1	
		<b>10.7 METER (35 FOOT)</b>		
	335510	KIT – 35 FT ULTRA COARSE DOUBLE KNIFE <sup>69</sup>		
1	335529	LEFT TAIL SEGMENT	1	
2	129043	SPLICE KIT 2 1/8 IN. <sup>70</sup>	2	
3	294947	SECTION – PACKAGE ULTRA COARSE, 4 SPI	1	
4	335523	RIGHT, TAIL SEGMENT	1	
5	335532	ASSEMBLY KNIFE SEG ULTRA COARSE <sup>71</sup>	1	
6	335533	ASSEMBLY KNIFE SEG ULTRA COARSE <sup>71</sup>	1	
		<b>12.2 METER (40 FOOT)</b>		
	335511	KIT – 40 FT ULTRA COARSE DOUBLE KNIFE <sup>69</sup>		
1	335527	LEFT, TAIL SEGMENT	1	
2	129043	SPLICE KIT 2 1/8 IN. <sup>70</sup>	4	
3	294947	SECTION – PACKAGE ULTRA COARSE, 4 SPI	1	
4	335519	RIGHT, TAIL SEGMENT	1	
5	335532	ASSEMBLY KNIFE SEG ULTRA COARSE <sup>71</sup>	1	
6	335533	ASSEMBLY KNIFE SEG ULTRA COARSE <sup>71</sup>	1	
7	335534	ASSEMBLY KNIFE SEG ULTRA COARSE <sup>71</sup>	2	

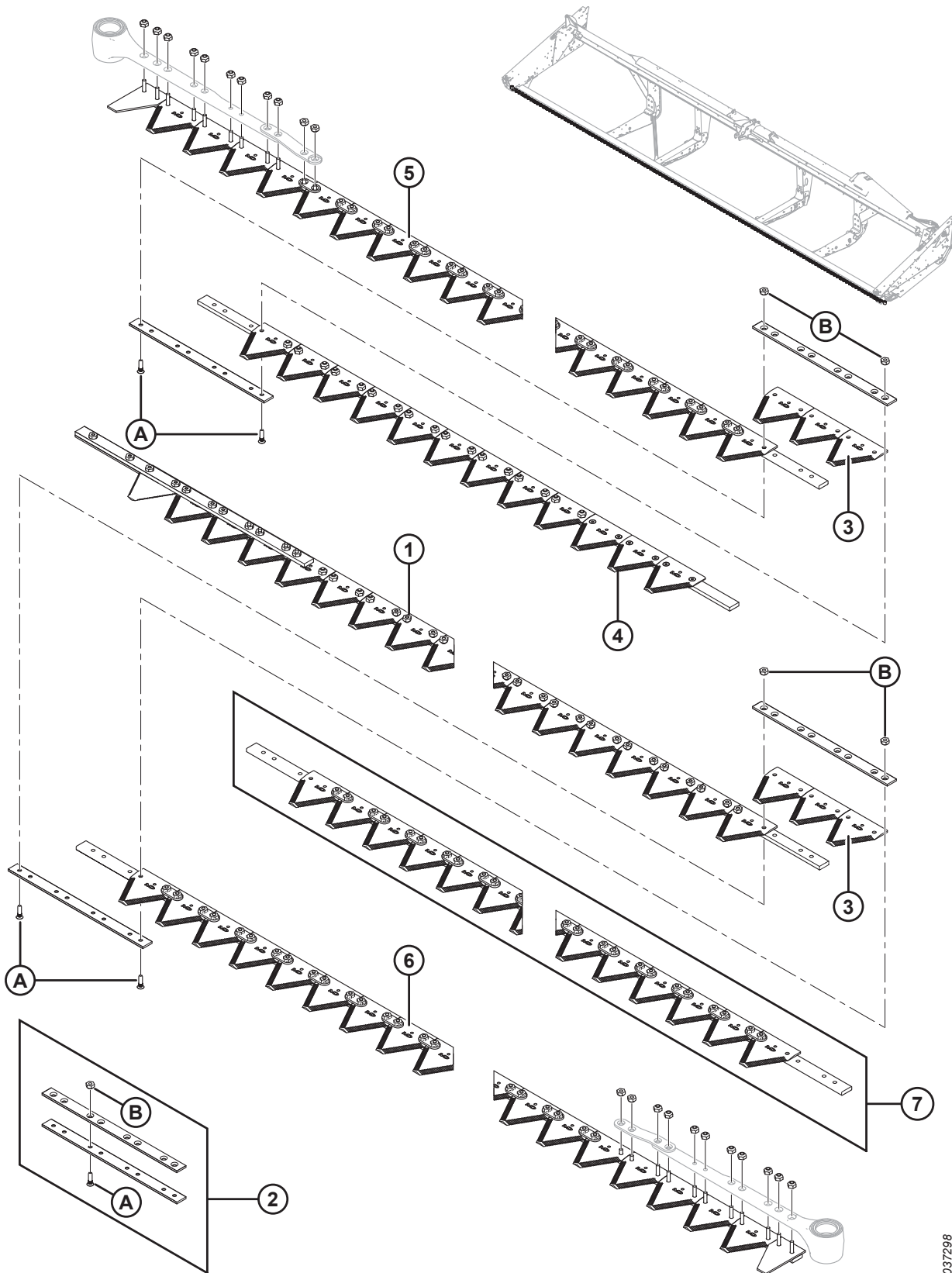
69. Complete knife assembly kit.

70. Includes two splice bars and hardware.

71. Includes hardware.



SEGMENTED KNIVES – DOUBLE-KNIFE HEADERS, ULTRA COARSE-TOOTH SECTIONS



1037298



**SEGMENTED KNIVES – DOUBLE-KNIFE HEADERS, ULTRA COARSE-TOOTH SECTIONS**

<b>Ref</b>	<b>Part Number</b>	<b>Description</b>	<b>Qty</b>	<b>Serial Number</b>
		<b>13.7 METER (45 FOOT)</b>		
	335512	KIT – 45 FT ULTRA COARSE DOUBLE KNIFE <sup>69</sup>		
1	335528	LEFT, TAIL SEGMENT	1	
2	129043	SPLICE KIT 2 1/8 IN. <sup>70</sup>	2	
3	294947	SECTION – PACKAGE ULTRA COARSE, 4 SPI	1	
4	335521	RIGHT, TAIL SEGMENT	1	
5	335532	ASSEMBLY KNIFE SEG ULTRA COARSE <sup>71</sup>	1	
6	335533	ASSEMBLY KNIFE SEG ULTRA COARSE <sup>71</sup>	1	
7	335534	ASSEMBLY KNIFE SEG ULTRA COARSE <sup>71</sup>	2	
A	129299	SCREW – 90° CSK SKT HD, #12-24 NC X 0.812 IN.		
B	30669	NUT – CENTER LOCK, #12-24		



**KNIFE DRIVE – SINGLE-KNIFE AND UNTIMED DOUBLE-KNIFE HEADERS**

Ref	Part Number	Description	Qty	Serial Number
1	145706	BELT – SK DRIVE <sup>72</sup>	1	
2	100532	DRIVE – WOBBLE BOX <sup>73</sup>	1	
3	132033	PLATE – WOBBLE BOX LOCATING TAB <sup>72</sup>	1	
4	113229	PIN – SICKLE HEAD <sup>72</sup>	1	
5	21194	FITTING – LUBRICATION 90° 1/8 NPT <sup>72</sup>	1	
6	174217	MOTOR – KNIFE DRIVE <sup>72</sup>	1	
	174304	SEAL KIT		
7	294112	BRACKET – MOTOR MOUNT, WELDT	1	
8	174270	BRACKET – MOTOR MOUNT, WELDT RH DK	1	
9	174215	PULLEY – SK DRIVE <sup>72</sup>	1	
10	21006	PIN – COTTER 1/8 DIA X 2.0 ZP <sup>72</sup>	1	
11	125530	BRACKET – LH KNIFE KEEPER	1	
12	245943	GUIDE – BELT <sup>72</sup>	1	
13	102509	SHIELD <sup>72</sup>	1	
14	120141	RETAINER – WOBBLE BOX SHIELD <sup>72</sup>	1	
15	120140	SHIELD – LH WOBBLE BOX MOUNT	1	
	120194	SHIELD – RH WOBBLE BOX MOUNT	1	
16	252752	PULLEY ASSY – WOBBLE BOX SK <sup>72</sup>	1	
17	174992	ARM – WOBBLE BOX DRIVE <sup>72</sup>	1	
18	220009	TUBE – KNIFE STORAGE, 20 FT <sup>74</sup>	1	
	220010	TUBE – KNIFE STORAGE, 25 FT <sup>74</sup>	1	
	220011	TUBE – KNIFE STORAGE, 30 FT <sup>74</sup>	1	
	220012	TUBE – KNIFE STORAGE, 35 FT <sup>74</sup>	1	
	220013	TUBE – KNIFE STORAGE, 40 FT <sup>74</sup>	1	
	125764	TUBE – KNIFE STORAGE, 40 AND 45 FT DK <sup>74</sup>	1	
A	120900	BOLT – HEX HEAD - L9 5/8-11 UNC X 2.25 LG		
B	120899	BOLT – HEX HEAD - L9 5/8-11 UNC X 1.75 LG		
C	120901	WASHER – FLAT HARDENED 5/8 IN. NOMINAL (L9)		
D	21491	BOLT – HH 1/2 NC X 1.25 LG GR 5 ZP		
E	18697	NUT – HEX LOCK DT .500-13 UNC		
F	21583	BOLT – HH 5/8 NC X 3.0 LG GR 5 ZP		
G	18666	NUT – HEX LOCK DT 5/8-11 UNC ZP		
H	18723	BOLT – HH 1/2 NC X 1.5 LG GR 5 ZP		
J	21066	BOLT – RHSN 1/2 NC X 1 GR 5 ZP		
K	50186	NUT – FLG LOCK SM FACE DT 0.500-13 UNC GR 5		
L	50226	BOLT – HH 1/2 NC X 6.5 TFL GR 5 ZP		
M	21383	NUT – FLANGE .500-13 UNC (SER FACE)		
N	18599	WASHER – SAE FLAT 17/32 I.D. X 1-1/16 IN. O.D. ZP		
P	18603	WASHER – SAE FLAT 1-1/16 I.D. X 2.0 IN. O.D. ZP		

72. For untimed double-knife drive headers, quantity is two.

73. For untimed double-knife drive headers, quantity is two. For repair parts, refer to Section [16 Knife Drive Box, page 59](#).

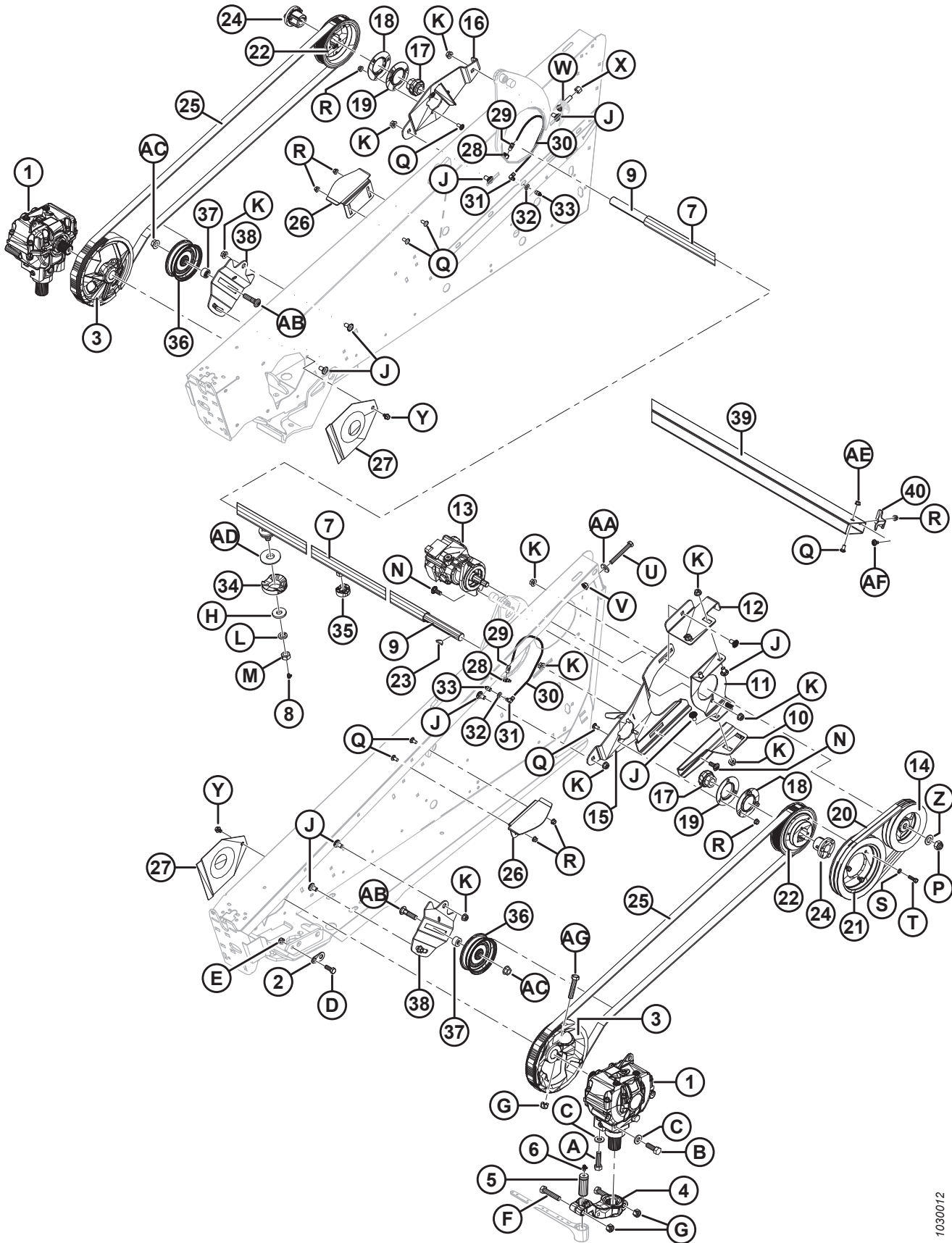
74. Knife storage tube located inside round backtube of header frame.



**KNIFE DRIVE – SINGLE-KNIFE AND UNTIMED DOUBLE-KNIFE HEADERS**

<b>Ref</b>	<b>Part Number</b>	<b>Description</b>	<b>Qty</b>	<b>Serial Number</b>
Q	21863	BOLT – RHSSN 3/8 NC X 0.75 LG GR 5 ZP		
R	21472	BOLT – RHSN 3/8 NC X 0.75 GR 5 ZP		
S	30228	NUT – FLANGE DT SMOOTH FACE 0.375-16 UNC		
T	21452	NUT – FLANGE (SER FACE) .375-16 UNC		
U	30693	BOLT – FLANGE (SER FACE) .375-16 UNC X 0.50 LG		
V	135157	SCREW – MACHINE		
W	21406	BOLT – HH 5/8 NC X 3.5 GR 5 ZP		

# 15 Knife Drive – Timed Double-Knife Headers



1030012

**KNIFE DRIVE – TIMED DOUBLE-KNIFE HEADERS**

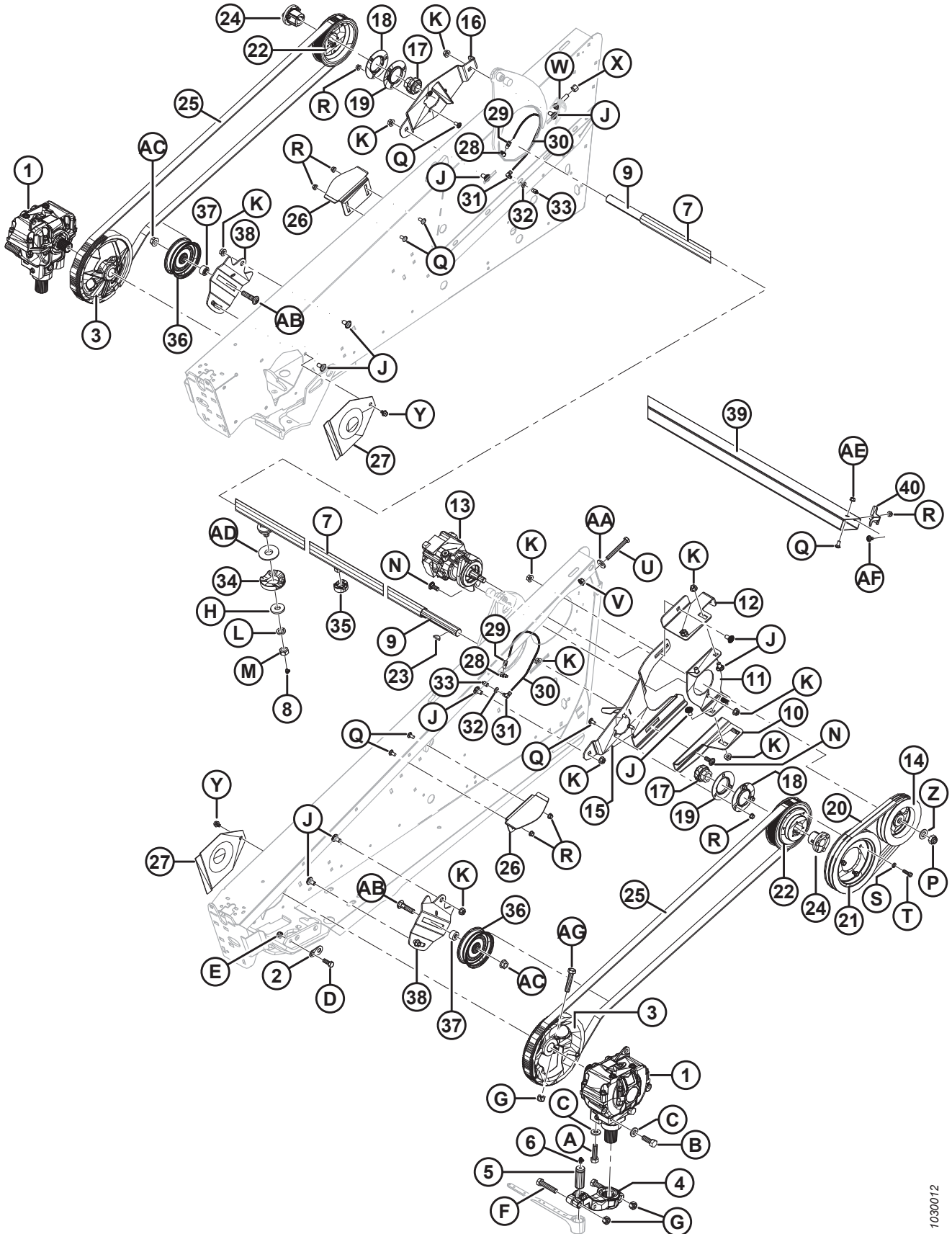
Ref	Part Number	Description	Qty	Serial Number
1	100532	DRIVE – SICKLE <sup>75</sup>	2	
2	132033	PLATE – KNIFE DRIVE, LOCATING TAB	2	
3	252753	PULLEY ASSY – KNIFE DRIVE <sup>76</sup>	2	
4	174992	ARM – OUTPUT	2	
5	113229	PIN – SICKLE HEAD	2	
6	21194	FITTING – LUBE, 90°, 1/8 NPT	2	
7	120753	TUBE – CROSS SHAFT (15 FT HEADER)	1	
	120754	TUBE – CROSS SHAFT (20 FT HEADER)	1	
	113160	TUBE – CROSS SHAFT (25 FT HEADER)	1	
	113161	TUBE – CROSS SHAFT (30 FT HEADER)	1	
	120755	TUBE – CROSS SHAFT (35 FT HEADER)	1	
8	21010	FITTING – LUBE, 90°, 1/4 NPT	2	
9	120363	SHAFT – CROSS (15 FT HEADER)	1	
	120364	SHAFT – CROSS (20 FT HEADER)	1	
	120358	SHAFT – CROSS (25 FT HEADER)	1	
	120359	SHAFT – CROSS (30 FT HEADER)	1	
	120360	SHAFT – CROSS (35 FT HEADER)	1	
10	172809	SUPPORT – LOWER MOTOR	1	
11	294385	SUPPORT – MOTOR MOUNT	1	
12	172812	SUPPORT – DRIVE	1	
13	232147	MOTOR – HYDRAULIC, KNIFE DRIVE, C/W KEY	1	
	279003	SEAL KIT – KNIFE DRIVE MOTOR		
	111895	KEY – SQUARE, KNIFE DRIVE MOTOR		
14	120812	PULLEY – DRIVE, DOUBLE (15–25 FT HEADERS ONLY)	1	
	145384	PULLEY – DRIVE, DOUBLE (30–35 FT HEADERS ONLY)	1	
15	174502	SUPPORT – PULLEY (LH)	1	
16	174501	SUPPORT – PULLEY (RH)	1	
17	21859	BEARING – CROSS SHAFT, 1-3/16 IN. BORE	2	
18	49306	FLANGE – OUTER	2	
19	47858	FLANGE – INNER	2	
20	120814	BELT – TIMING, DOUBLE (15–25 FT HEADERS ONLY)	1	
	120057	BELT – TIMING, DOUBLE (30–35 FT HEADERS ONLY)	1	
21	101853	PULLEY – MACHINED	1	
22	120056	SPROCKET – TIMING (72 TEETH)	2	
23	13298	KEY – WOODRUFF, CROSS SHAFT, 1/4 X 1-1/8 IN.	2	
24	30034	BUSHING – TAPER LOCK, CROSS SHAFT	2	
25	30548	BELT – TIMING	2	
26	132415	GUIDE – BELT	2	
27	102509	SHIELD – DRIVE BOX	2	
28	50187	FITTING – LUBE, ELBOW ADAPTER	2	

75. Refer to Section *16 Knife Drive Box*, page 59.

76. Includes bolt (MD #21406) and nut (MD #18666).



KNIFE DRIVE – TIMED DOUBLE-KNIFE HEADERS



1030012



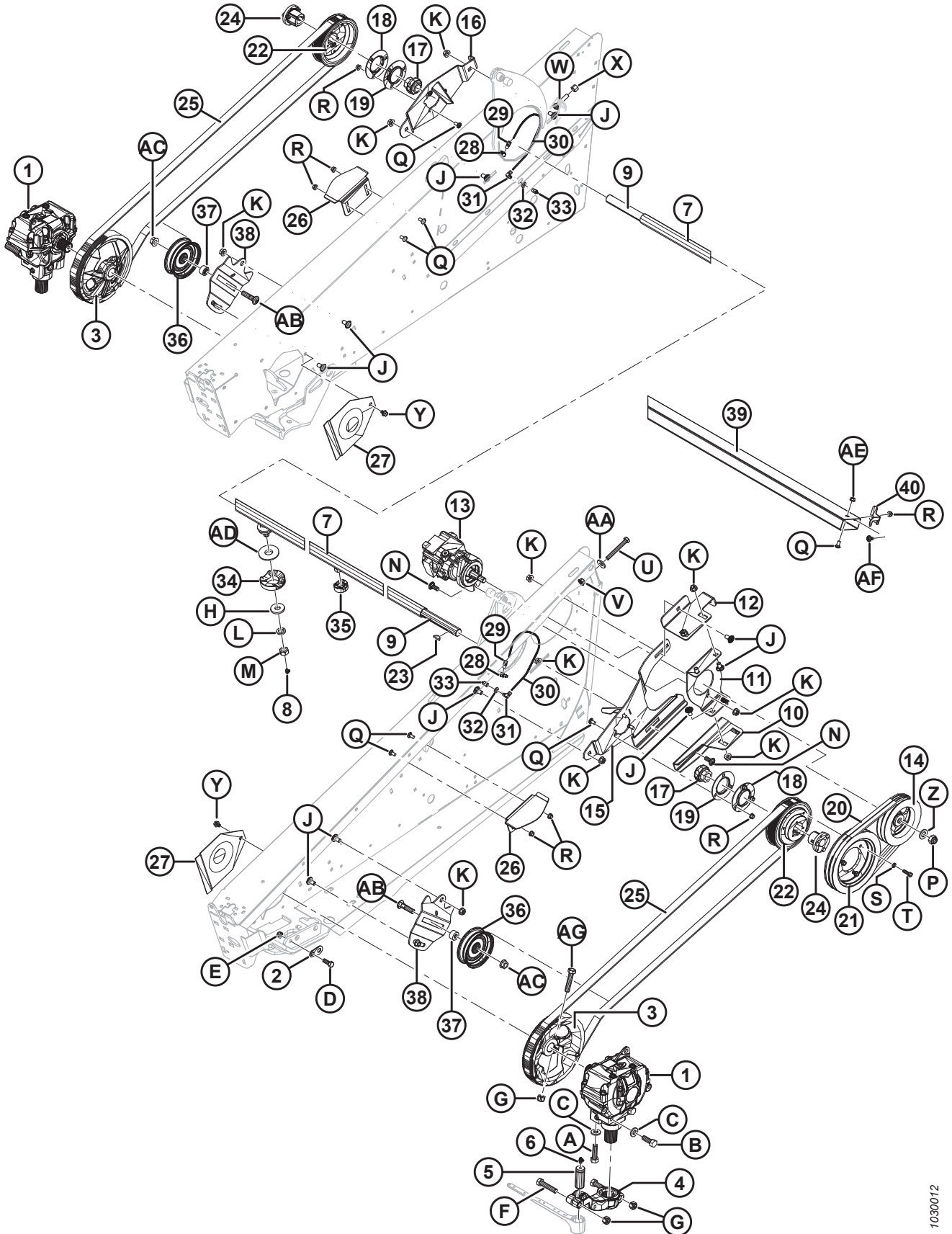
**KNIFE DRIVE – TIMED DOUBLE-KNIFE HEADERS**

Ref	Part Number	Description	Qty	Serial Number
29	120366	FITTING – CONNECTOR	2	
30	112968	HOSE – GREASE	2	
31	120365	FITTING – ELBOW	2	
32	18598	WASHER – FLAT, 13/32 INCH I.D.	2	
33	50188	FITTING – LUBE, 1/8 NPT FEMALE	2	
34	220701	BLOCK – FOAM	2	
35	220706	BLOCK – FOAM <sup>77</sup>		
36	30514	PULLEY – IDLER	2	
37	253517	SPACER – PULLEY	2	
38	226673	SUPPORT – IDLER PULLEY	2	
39	220009	TUBE – KNIFE STORAGE (20 FT) <sup>78</sup>	1	
	220010	TUBE – KNIFE STORAGE (25 FT) <sup>78</sup>	1	
	220011	TUBE – KNIFE STORAGE (30 FT) <sup>78</sup>	1	
	220012	TUBE – KNIFE STORAGE (35 FT) <sup>78</sup>	1	
	220013	TUBE – KNIFE STORAGE (40 FT) <sup>78</sup>	1	
	125764	TUBE – KNIFE STORAGE (40–45 FT DK) <sup>78</sup>		
40	125530	BRACKET – KNIFE KEEPER	1	
A	120900	BOLT – HEX HEAD, L9, 5/8 NC X 2-1/4 INCH		
B	120899	BOLT – HEX HEAD, L9, 5/8 NC X 1-3/4 INCH		
C	120901	WASHER – FLAT, L9, HARDENED, 5/8 IN. I.D.		
D	21491	BOLT – HEX HEAD, 1/2 NC X 1-1/4 INCH, GR 5		
E	18697	NUT – LOCK, 1/2 NC, DISTORTED THREAD		
F	21583	BOLT – HEX HEAD, 5/8 NC X 3 INCH, GR 5		
G	18666	NUT – LOCK, 5/8 NC, DISTORTED THREAD		
H	6647	WASHER – FLAT, 19.8 MM I.D X 50 MM O.D X 6 MM THICK		
J	21066	BOLT – RHSN, 1/2 NC X 1 INCH, GR 5		
K	50186	NUT – SMOOTH FLANGE, 1/2 NC, DISTORTED THREAD		
L	18640	WASHER – LOCK, 3/4 NC I.D.		
M	102636	NUT – HEX, 3/4 NC, SIDE LOCK DISTORTED THREAD		
N	21471	BOLT – RHSN, 1/2 NC X 1-1/4 INCH, GR 5		
P	112129	NUT – HEX, 3/4 UNF, DISTORTED THREAD		
Q	21863	BOLT – RHSN, 3/8 NC X 3/4 INCH, GR 5		
R	30228	NUT – SMOOTH FLANGE, 3/8 NC, DISTORTED THREAD		
S	18637	WASHER – LOCK, 3/8 INCH I.D.		
T	21264	BOLT – HEX HEAD, 3/8 NC X 1-1/4 INCH, GR 5		
U	30299	BOLT – HEX HEAD, 1/2 NC X 4 IN, THRD FULL LGTH, GR 5		
V	21383	NUT – SERRATED FLANGE, 1/2 NC		
W	120232	BOLT – RHSN, 1/2 NC X 2-1/2 INCH, GR 5		

77. Quantities: 20 ft. = 2, 25–40 ft. = 4.

78. Knife storage tube located inside round backtube of header frame.

KNIFE DRIVE – TIMED DOUBLE-KNIFE HEADERS

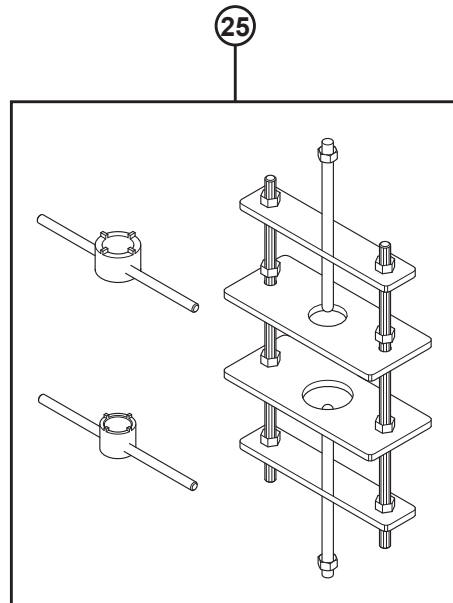
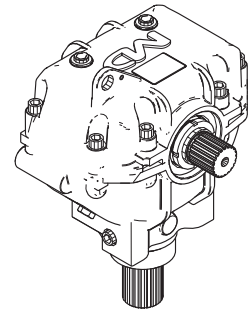
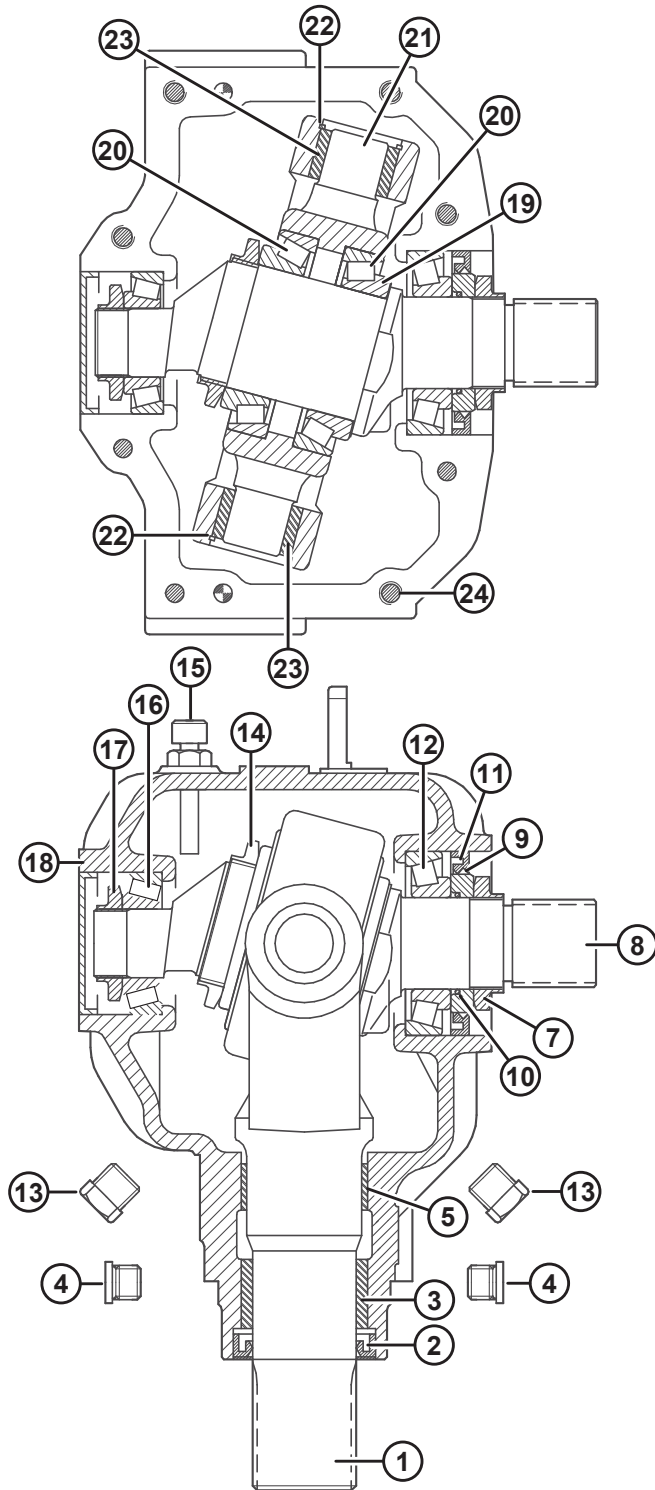


1030012

**KNIFE DRIVE – TIMED DOUBLE-KNIFE HEADERS**

<b>Ref</b>	<b>Part Number</b>	<b>Description</b>	<b>Qty</b>	<b>Serial Number</b>
X	21389	NUT – LOCK, 1/2 NC		
Y	30693	BOLT – SERRATED FLANGE, 3/8 NC X 1/2 INCH		
Z	18601	WASHER – FLAT, 13/16 I.D. X 1-1/2 INCH O.D.		
AA	4761	WASHER – FLAT, 13.5 MM I.D X 35 MM O.D X 4.5 MM THICK		
AB	18525	BOLT – RHSN, 5/8 NC X 2-1/2 INCH, GR 5		
AC	50225	NUT – FLG DT 5/8-11 UNC GR 5 AA1J		
AD	10254	WASHER – FLAT		
AE	21452	NUT – FLANGE (SER FACE) .375-16 UNC		
AF	21472	BOLT – RHSN 3/8-16 X .75, GR 5		
AG	21406	BOLT – HH 5/8 NC X 3.5 GR 5 ZP		

# 16 Knife Drive Box



1016902

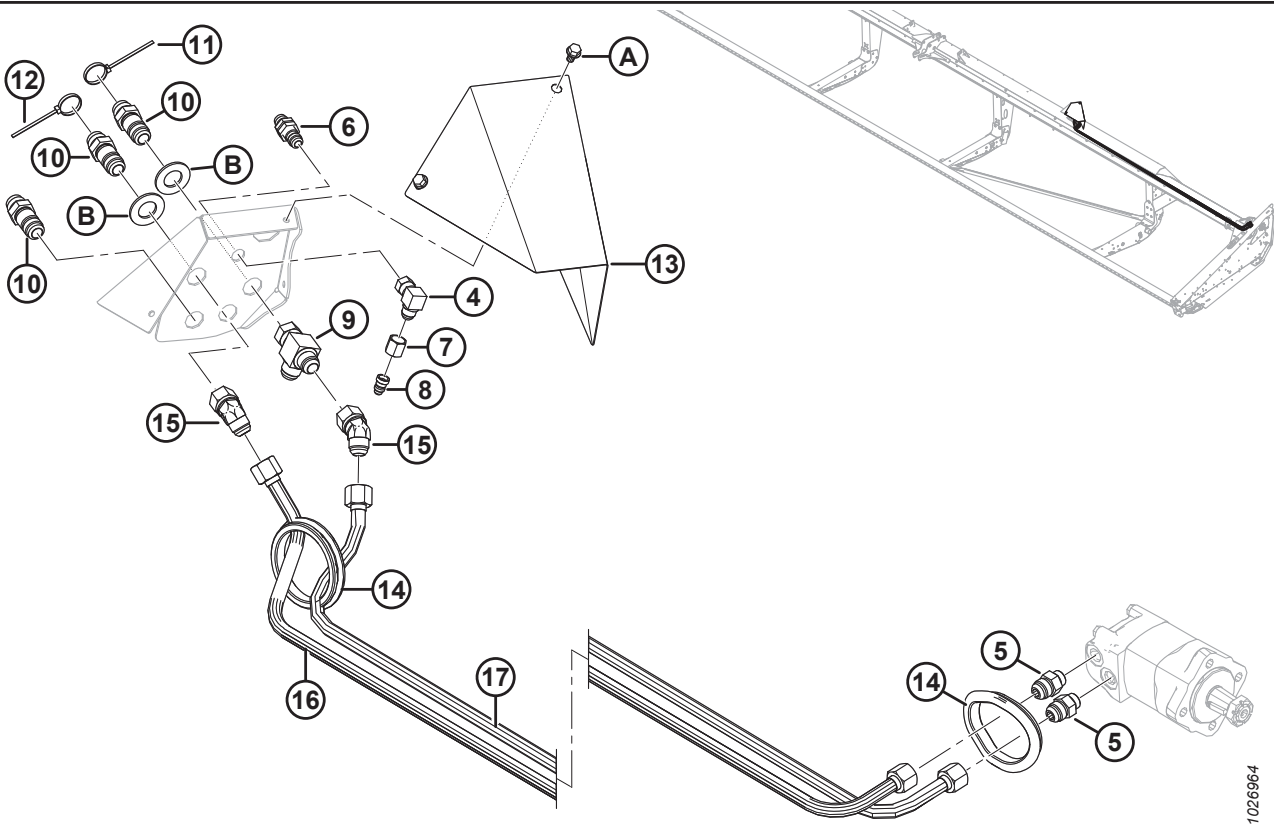
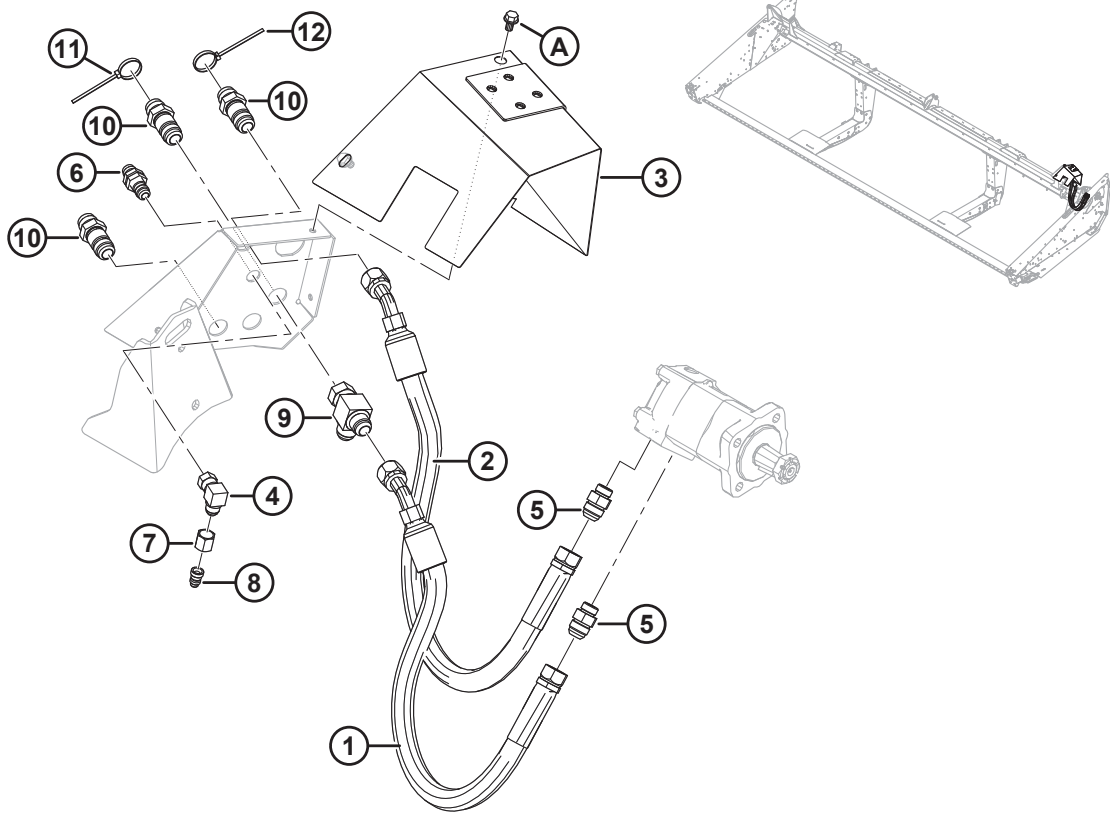
**KNIFE DRIVE BOX**

**NOTE:**

Apply retaining compound (Loctite® 603 or equivalent) to output yoke (MD #100706) and input shaft (MD #100710) before assembly.

<b>Ref</b>	<b>Part Number</b>	<b>Description</b>	<b>Qty</b>	<b>Serial Number</b>
	100532	DRIVE – SICKLE, COMPLETE	1	
1	100706	YOKE – OUTPUT	1	
2	100707	SEAL – OIL, OUTPUT SHAFT	1	
3	100708	BUSHING – BRONZE	1	
4	252423	PLUG – HEX SOCKET	2	
5	100726	BUSHING – STEEL	1	
7	100709	NUT – SPECIAL	1	
8	100710	SHAFT – INPUT	1	
9	102629	SPACER – 60 MM O.D.	1	
10	100712	O-RING	1	
11	102630	SEAL – OIL, INPUT SHAFT, 60 MM I.D.	1	
12	100714	BEARING ASSEMBLY – CUP AND CONE	1	
13	103096	PLUG – OIL DRAIN	2	
14	100715	NUT – LOCK, M55 X 2 IN.	1	
15	100716	PLUG – BREATHER, C/W DIPSTICK	1	
16	100717	BEARING ASSEMBLY – CUP AND CONE	1	
17	100718	NUT – LOCK, M30 X 1.5 IN.	1	
18	100719	CAP – DUST	1	
19	113152	SHIM – INPUT SHAFT	1	
20	100720	BEARING ASSEMBLY – CUP AND CONE	2	
21	100721	PIVOT	1	
22	100722	RING – RETAINING, INTERNAL	2	
23	100723	BUSHING – BRONZE	2	
24	113153	BOLT – SOCKET HEAD, M10 X 50 MM	8	
25	139003	TOOL KIT – SICKLE DRIVE BOX DISASSEMBLY/ASSEMBLY	A/R	

# 17 Knife Drive Hydraulics – Single-Knife (D120, D130, D135, and D140)



1026964

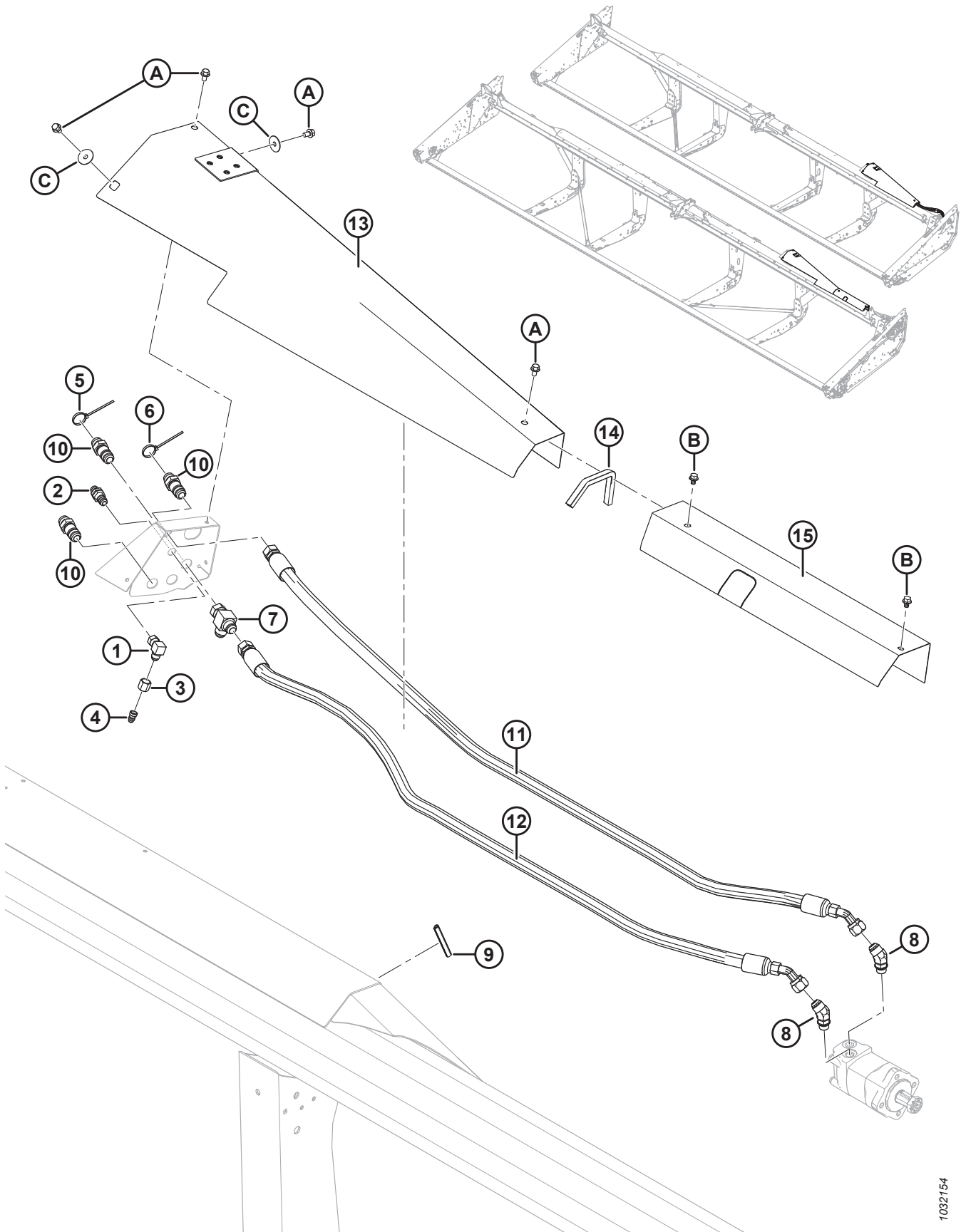
**KNIFE DRIVE HYDRAULICS – SINGLE-KNIFE (D120, D130, D135, AND D140)**

**NOTE:**

Illustration; TOP: 20 ft., BOTTOM: 40 ft.

<b>Ref</b>	<b>Part Number</b>	<b>Description</b>	<b>Qty</b>	<b>Serial Number</b>
1	132903	HOSE – HYDRAULIC	1	
2	132904	HOSE – HYDRAULIC	1	
3	255866	COVER – WELDT RIGID COUPLERS (20 FT ONLY)	1	
4	30314	FITTING – ELBOW 90° HYD	1	
5	30610	FITTING – CONNECTOR HYD	2	
6	30819	FITTING – 1/2 IN. HYD UNION	1	
7	21069	NUT – TUBE 37° JIC 1/2 IN.	1	
8	30981	FITTING – ADAPTER HYD REDUCER 1/2 X 3/8	1	
9	50086	FITTING – HYD TEE	1	
10	135372	FITTING – 3/4 IN. HYD BULKHEAD 37° FLARE UNION	3	
11	40703	FASTENER – CABLE TIE, BLUE	1	
12	40704	FASTENER – CABLE TIE, ORANGE	1	
13	254109	COVER – RIGID COUPLERS (40 FT ONLY)	1	
14	125722	GROMMET – RUBBER 99 MM ID	2	
15	135240	FITTING – ELBOW 45° HYD	2	
16	174258	LINE – 40 FT RIGID KNIFE DRIVE PRESSURE	1	
17	174259	LINE – 40 FT RIGID SK KNIFE DRIVE RETURN	1	
A	50076	BOLT – HEX FLG (SER FACE) 3/8 NC X 0.63 GR 5 ZP		
B	18603	WASHER – SAE FLAT 1 1/16 ID X 2.0 IN OD ZP (40 FT ONLY)		

# 18 Knife Drive Hydraulics – Single-Knife (D125, D130, and D135)

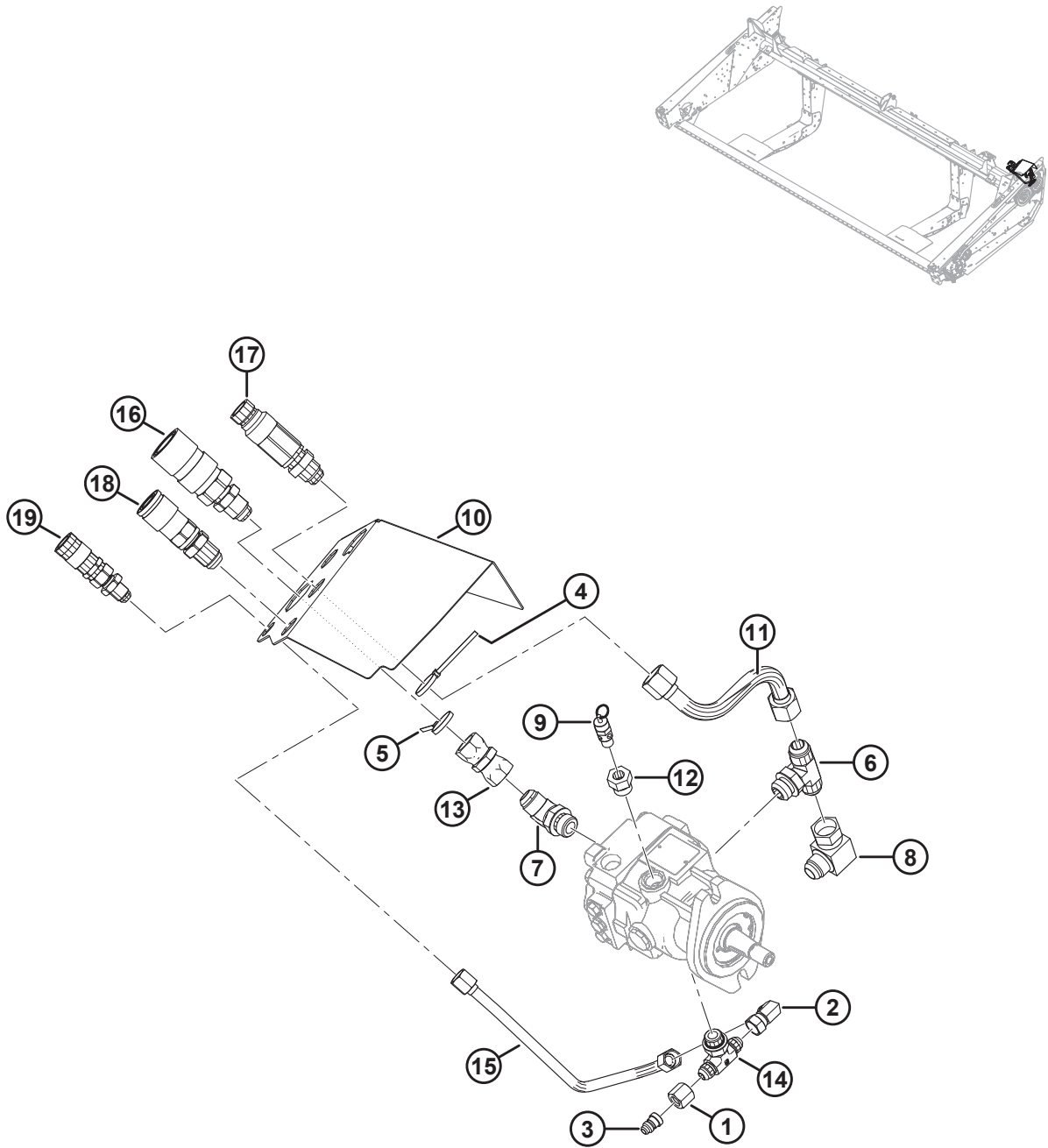




**KNIFE DRIVE HYDRAULICS – SINGLE-KNIFE (D125, D130, AND D135)**

<b>Ref</b>	<b>Part Number</b>	<b>Description</b>	<b>Qty</b>	<b>Serial Number</b>
1	30314	FITTING – ELBOW 90° HYD	1	
2	30819	FITTING – 1/2 IN. HYD UNION	1	
3	21069	NUT – TUBE 37° JIC 1/2 IN.	1	
4	30981	FITTING – ADAPTER HYD REDUCER 1/2 X 3/8	1	
5	40703	FASTENER – CABLE TIE, BLUE	1	
6	40704	FASTENER – CABLE TIE, ORANGE	1	
7	50086	FITTING – HYD TEE	1	
8	135182	FITTING – ELBOW 45° HYD CW O-RING	2	
9	135190	SEAL – EDGE TRIM	1	
10	135372	FITTING – 3/4 IN. HYD BULKHEAD 37° FLARE UNION	3	
11	120573	HOSE – HYD (25 FT ONLY)	1	
	120574	HOSE – HYD (30 FT ONLY)	1	
	120575	HOSE – HYD (35 FT ONLY)	1	
12	120577	HOSE – HYD (25 FT ONLY)	1	
	174356	HOSE – HYD (30 FT ONLY)	1	
	174357	HOSE – HYD (35 FT ONLY)	1	
13	255506	COVER – WELDT RIGID COUPLERS (25 FT ONLY)	1	
	304320	COVER – WELDT RIGID COUPLERS (30 FT ONLY)	1	
	304322	COVER – WELDT KNIFE COUPLERS (35 FT ONLY)	1	
14	31889	MOULDING – (30 FT ONLY)	1	
15	165417	COVER – KNIFE DRIVE HOSES (35 FT ONLY)	1	
A	50076	BOLT – HEX FLG (SER FACE) 3/8 NC X 0.63 GR 5 ZP		
B	30693	BOLT – FLANGE SER FACE .375-16 UNC X 0.50 LG (35 FT ONLY)		
C	18963	WASHER – FLAT		

# 19 Knife Drive Hydraulics – Timed Double-Knife (D115)

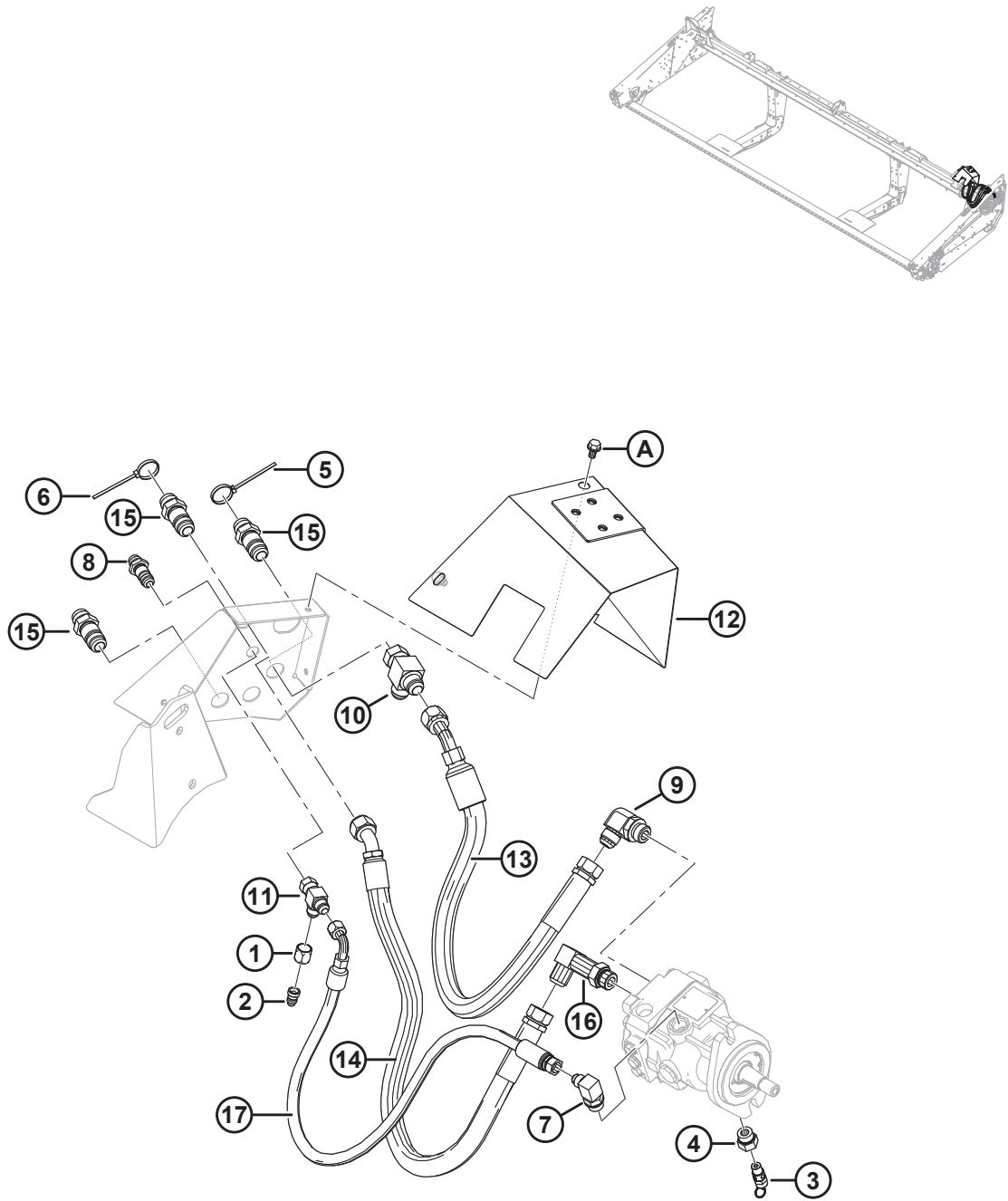


**KNIFE DRIVE HYDRAULICS – TIMED DOUBLE-KNIFE (D115)**

<b>Ref</b>	<b>Part Number</b>	<b>Description</b>	<b>Qty</b>	<b>Serial Number</b>
1	21069	NUT – TUBE 37° JIC 1/2 IN.	1	
2	30314	FITTING – ELBOW 90° HYD	1	
3	30981	FITTING – ADAPTER HYD REDUCER 1/2 X 3/8	1	
4	40703	FASTENER – CABLE TIE, BLUE	1	
5	40704	FASTENER – CABLE TIE, ORANGE	1	
6	50050	FITTING – TEE HYD STR THD BRANCH TEE CW O-RING	1	
7	50098	FITTING – ELBOW 45° HYD CW O-RING	1	
8	50175	FITTING – ELBOW 90° HYD	1	
9	120377	VALVE – RELIEF	1	
10	255764	HOLDER – C/W DECAL <sup>79</sup>	1	
11	132396	LINE	1	
12	135255	FITTING – ADAPTER HYD CW O-RING	1	
13	135380	FITTING – FEMALE UNION HYD	1	
14	252520	FITTING – HYD TEE	1	
	44210	O-RING – #10 ORB		
15	255253	LINE – HYDRAULIC	1	
16	135204	COUPLING – FEMALE HYD 3/4 IN. FLAT FACE BULKHEAD	1	
17	135205	COUPLING – MALE HYD 3/4 IN. FLAT FACE BULKHEAD	1	
18	135206	COUPLING – FEMALE HYD 1/2 IN. FLAT FACE BULKHEAD	1	
19	135213	COUPLING – FEMALE HYD 3/8 IN. FLAT FACE BULKHEAD	1	

79. Includes decal (MD #184422).

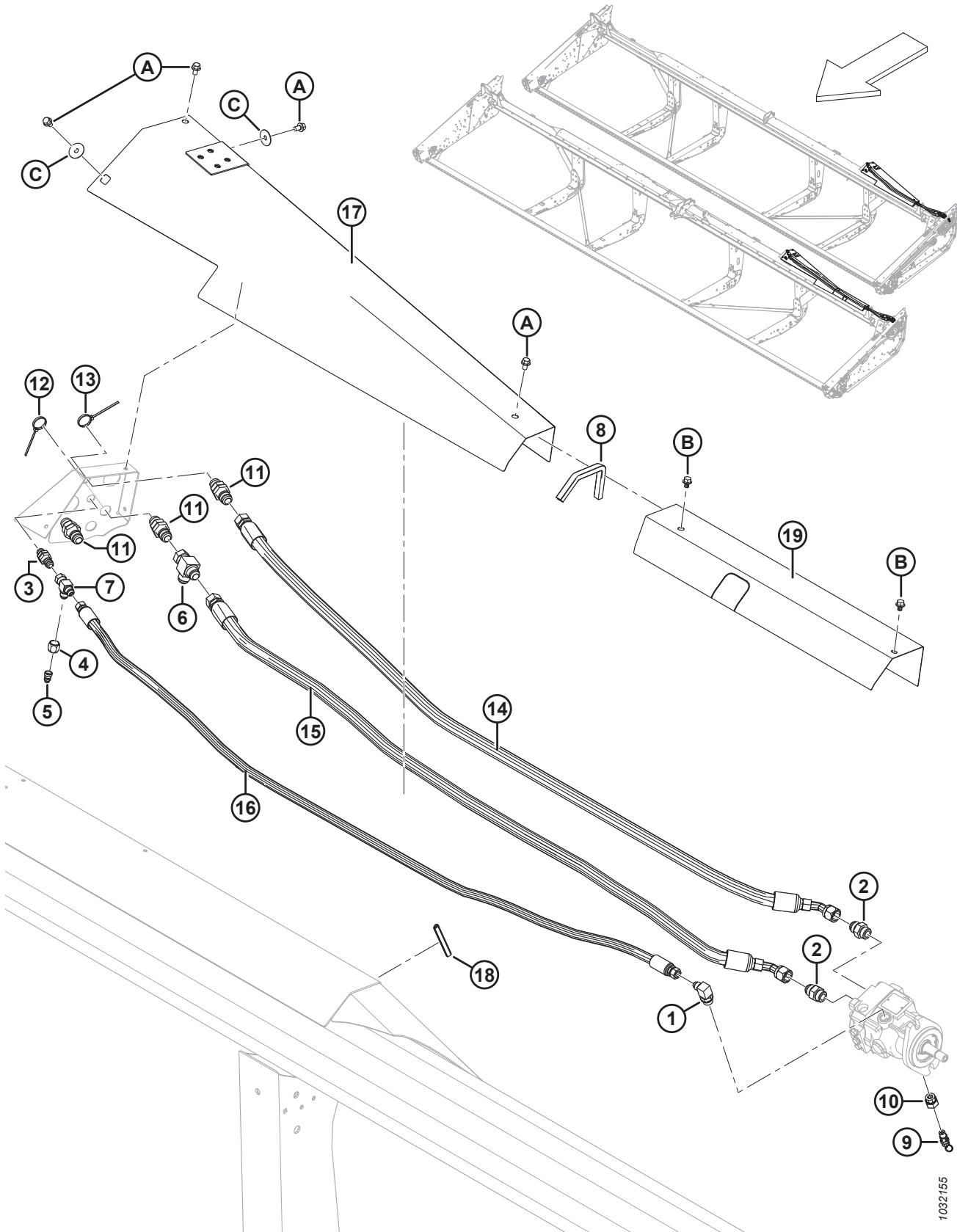
## 20 Knife Drive Hydraulics – Timed Double-Knife (D120)



**KNIFE DRIVE HYDRAULICS – TIMED DOUBLE-KNIFE (D120)**

<b>Ref</b>	<b>Part Number</b>	<b>Description</b>	<b>Qty</b>	<b>Serial Number</b>
1	21069	NUT – TUBE 37° JIC 1/2 IN.	1	
2	30981	FITTING – ADAPTER HYD REDUCER 1/2 X 3/8	1	
3	120377	VALVE – RELIEF	1	
4	135255	FITTING – ADAPTER HYD C/W O-RING	1	
5	40703	FASTENER – CABLE TIE, BLUE	1	
6	40704	FASTENER – CABLE TIE, ORANGE	1	
7	21801	FITTING – ELBOW 90° HYD	1	
8	30819	FITTING – 1/2 IN. HYD UNION	1	
9	30970	FITTING – ELBOW 90° HYD	1	
10	50086	FITTING – HYD TEE	1	
11	108268	FITTING – HYD TEE	1	
12	255866	COVER – WELDT RIGID COUPLERS	1	
13	132903	HOSE – HYDRAULIC	1	
14	132904	HOSE – HYDRAULIC	1	
15	135372	FITTING – 3/4 IN. HYD BULKHEAD 37° FLARE UNION	3	
16	135612	FITTING – LONG ELBOW HYD	1	
17	255211	HOSE – HYDRAULIC	1	
A	50076	BOLT – HEX FLG (SER FACE) 3/8 NC X 0.63 GR 5 ZP		

# 21 Knife Drive Hydraulics – Timed Double-Knife (D125, D130, and D135)

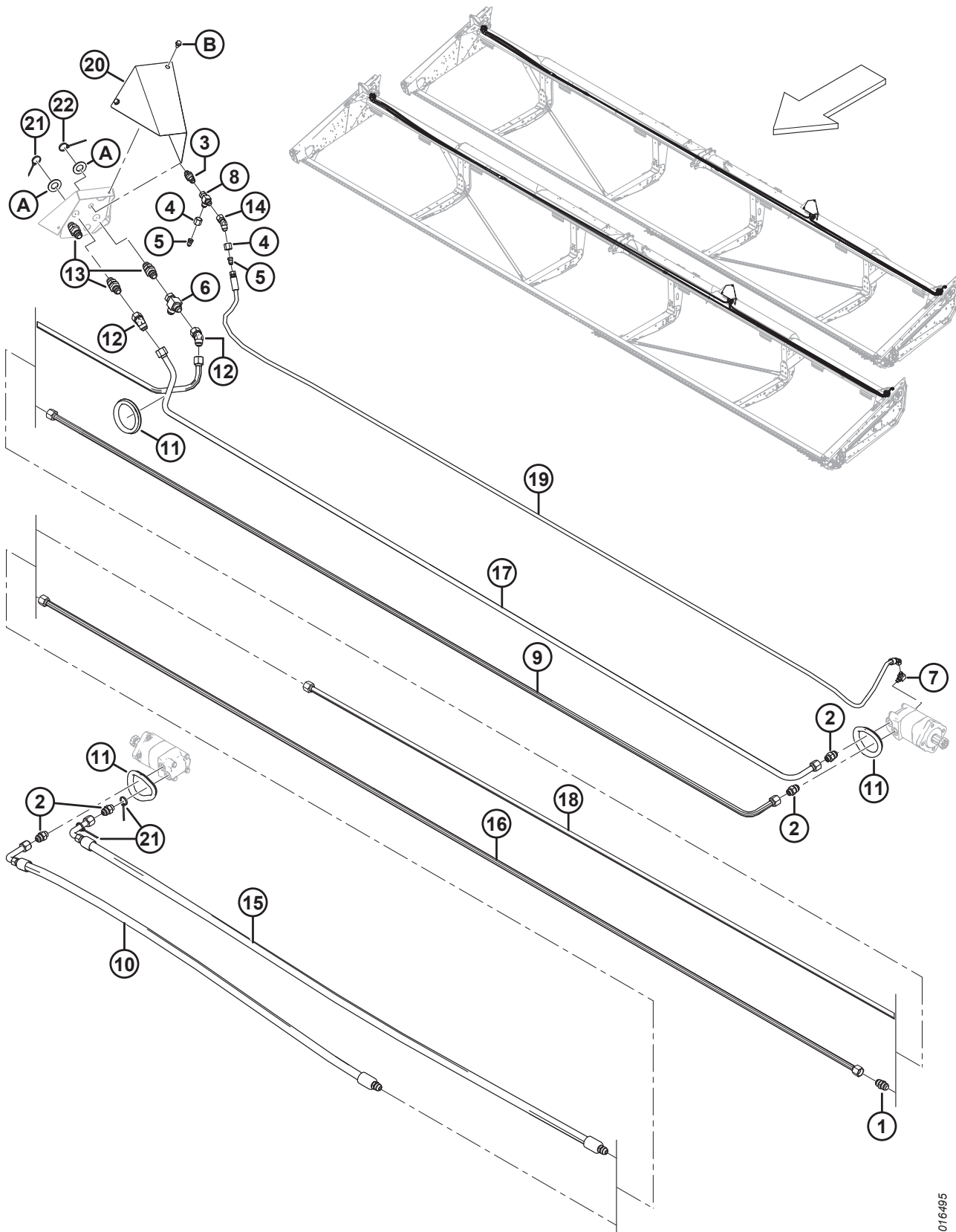


1032155

**KNIFE DRIVE HYDRAULICS – TIMED DOUBLE-KNIFE (D125, D130, AND D135)**

<b>Ref</b>	<b>Part Number</b>	<b>Description</b>	<b>Qty</b>	<b>Serial Number</b>
1	21801	FITTING – ELBOW 90° HYD	1	
2	21830	FITTING – CONNECTOR HYD	2	
3	30819	FITTING – 1/2 IN. HYD UNION	1	
4	21069	NUT – TUBE 37° JIC 1/2 IN.	1	
5	30981	FITTING – ADAPTER HYD REDUCER 1/2 X 3/8	1	
6	50086	FITTING – HYD TEE	1	
7	108268	FITTING – HYD TEE	1	
8	135190	SEAL – EDGE TRIM	1	
9	120377	VALVE – RELIEF	1	
10	135255	FITTING – ADAPTER HYD C/W O-RING	1	
11	135372	FITTING – 3/4 IN. HYD BULKHEAD 37° FLARE UNION	3	
12	40703	FASTENER – CABLE TIE, BLUE	1	
13	40704	FASTENER – CABLE TIE, ORANGE	1	
14	120573	HOSE – HYD (25 FT ONLY)	1	
	120574	HOSE – HYD (30 FT ONLY)	1	
	120575	HOSE – HYD (35 FT ONLY)	1	
15	120577	HOSE – HYD (25 FT ONLY)	1	
	174356	HOSE – HYD (30 FT ONLY)	1	
	174357	HOSE – HYD (35 FT ONLY)	1	
16	255311	HOSE – HYD (25 FT ONLY)	1	
	254047	HOSE – HYD (30 FT ONLY)	1	
	254044	HOSE – HYD (35 FT ONLY)	1	
17	255506	COVER – WELDT RIGID COUPLERS (25 FT ONLY)	1	
	304320	COVER – WELDT RIGID COUPLERS (30 FT ONLY)	1	
	304322	COVER – WELDT KNIFE COUPLERS (35 FT ONLY)	1	
18	31889	MOULDING (30 FT ONLY)	1	
19	165417	COVER – KNIFE DRIVE HOSES (35 FT ONLY)	1	
A	50076	BOLT – HEX FLG (SER FACE) 3/8 NC X 0.63 GR 5 ZP		
B	30693	BOLT – FLANGE SER FACE .375-16 UNC X 0.50 LG (35 FT ONLY)		
C	18963	WASHER – FLAT		

## 22 Knife Drive Hydraulics – Untimed Double-Knife (D140 and D145)

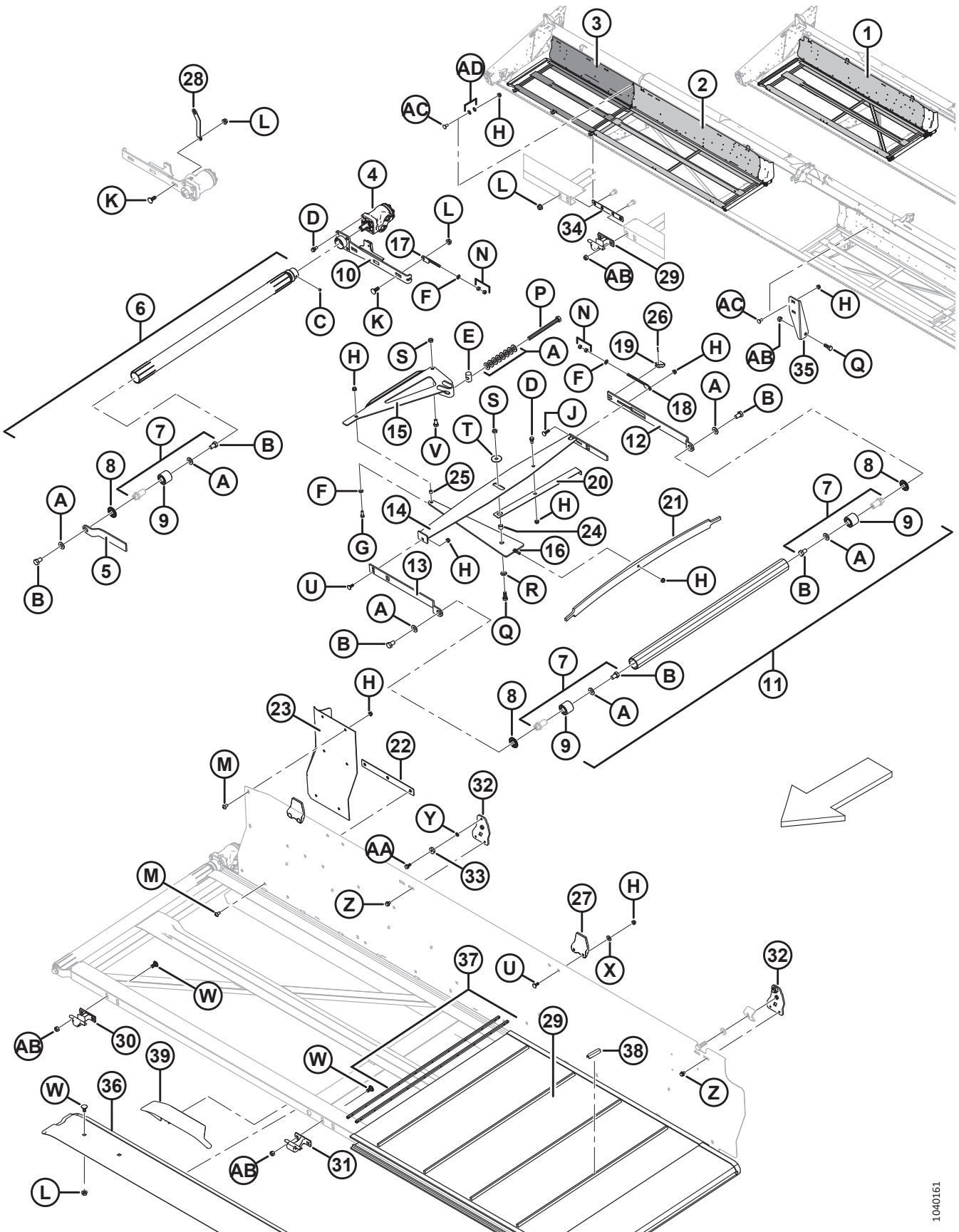




**KNIFE DRIVE HYDRAULICS – UNTIMED DOUBLE-KNIFE (D140 AND D145)**

<b>Ref</b>	<b>Part Number</b>	<b>Description</b>	<b>Qty</b>	<b>Serial Number</b>
1	30376	FITTING – UNION HYD	1	
2	30610	FITTING – CONNECTOR HYD	4	
3	30819	FITTING – 1/2 IN. HYD UNION	1	
4	21069	NUT – TUBE, 37° JIC 1/2 IN.	2	
5	30981	FITTING – ADAPTER HYD REDUCER 1/2 X 3/8	2	
6	50086	FITTING – HYD TEE	1	
7	50104	FITTING – ELBOW 90° HYD	1	
8	108268	FITTING – HYD TEE	1	
9	125670	LINE – KNIFE DRIVE LH TO RH MOTOR	1	
10	125672	HOSE – HYD (40 FT ONLY)	1	
	165294	HOSE – HYD (45 FT ONLY)	1	
11	125722	GROMMET – RUBBER, 99 MM ID, 131 MM OD	3	
12	135240	FITTING – ELBOW 45° HYD	2	
13	135372	FITTING – 3/4 IN. HYD BULKHEAD 37° FLARE UNION	3	
14	135685	FITTING – ELBOW 45° HYD	1	
15	174256	HOSE – HYD (40 FT ONLY)	1	
	165294	HOSE – HYD (45 FT ONLY)	1	
16	165297	LINE – 3/4 IN DIA, STRAIGHT, 4220, 45 RH PRESSURE	1	
17	174258	LINE – RIGID KNIFE DRIVE PRESSURE (40 FT ONLY)	1	
	294996	LINE – RIGID KNIFE DRIVE PRESSURE (45 FT ONLY)	1	
18	174260	LINE – RIGID KNIFE DRIVE RH MOTOR RETURN	1	
19	174300	HOSE – FLEX AND RIGID CASE DRAIN (40 FT ONLY)	1	
	174299	HOSE – FLEX AND RIGID CASE DRAIN (45 FT ONLY)	1	
20	254109	COVER – RIGID KNIFE COUPLERS	1	
21	40703	FASTENER – CABLE TIE (BLUE)	3	
22	40704	FASTENER – CABLE TIE (ORANGE)	1	
A	18603	WASHER – SAE FLAT 1-1/16 ID X 2.0 IN OD ZP		
B	50076	BOLT – HEX FLG (SER FACE) 3/8 NC X 0.63 GR 5 ZP		

# 23 Draper Carrier Deck and Tensioner



1040161

**DRAPER CARRIER DECK AND TENSIONER**

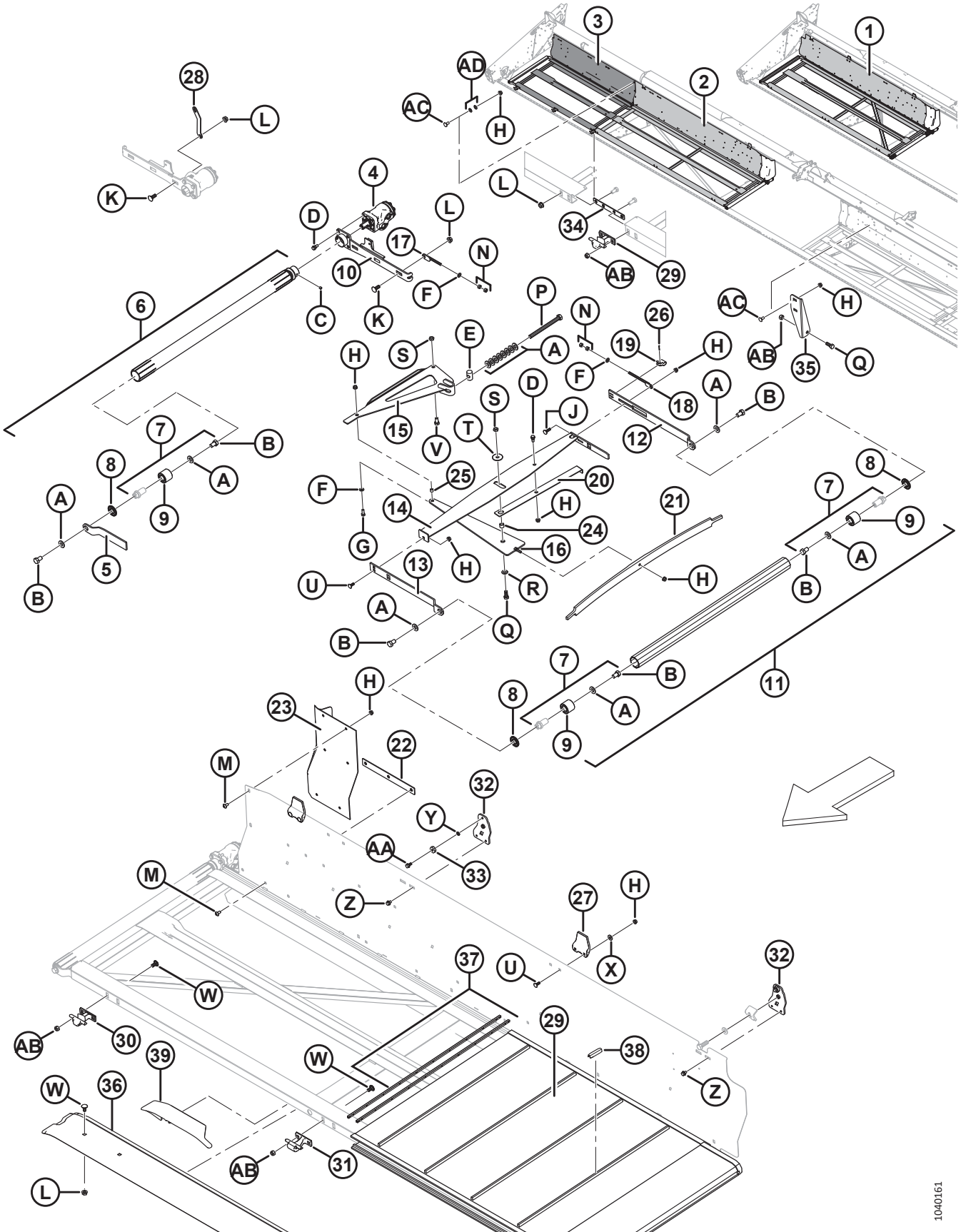
<b>Ref</b>	<b>Part Number</b>	<b>Description</b>	<b>Qty</b>	<b>Serial Number</b>
1	294472	DECK WELDT – C/W DECAL (15 FT LH)	1	
	294473	DECK WELDT – C/W DECAL (15 FT RH)	1	
	245023	DECK WELDT – C/W DECAL (20 FT LH)	1	
	245025	DECK WELDT – C/W DECAL (20 FT RH)	1	
	245027	DECK WELDT – C/W DECAL (25 FT LH)	1	
	245029	DECK WELDT – C/W DECAL (25 FT RH)	1	
	245031	DECK WELDT – C/W DECAL (30 FT LH)	1	
	245033	DECK WELDT – C/W DECAL (30 FT RH)	1	
	245035	DECK WELDT – C/W DECAL (35 FT LH)	1	
	245037	DECK WELDT – C/W DECAL (35 FT RH)	1	
	245039	DECK WELDT – C/W DECAL (40 FT LH)	1	
	245041	DECK WELDT – C/W DECAL (40 FT RH)	1	
2	123949	DECK WELDT – INNER (45 FT LH)	1	
	123948	DECK WELDT – INNER (40 FT RH SPLIT FRAME AND 45 FT RH)	1	
3	245042	DECK WELDT – OUTER (40 FT RH SPLIT FRAME)	1	
	125602	DECK WELDT – OUTER (45 FT LH)	1	
	125607	DECK WELDT – OUTER (45 FT RH)	1	
4	220936	MOTOR – HYD 220 DANFOSS 2.44 CI	2	
	123306	KEY – WOODRUFF (1/4 X 1 NOM.)		
	220944	SEAL KIT		
5	145148	ARM – ROLLER SUPPORT (LH)	1	
	120058	ARM – ROLLER SUPPORT (RH)	1	
6	255410	ASSY – RIBBED ROLLER W/ SCREWS <sup>80</sup>	2	
7	165735	PIN – ASSY DRAPER ROLLER <sup>81</sup>	6	
8	120845	SEAL – NILOS LSTO STEEL DISK	10	
9	132607	BEARING – DBLE ROW BALL 52 MM O.D. 25 MM I.D.	6	
10	255416	ARM – WELDT DECK SHIFT (LH)	1	
	255417	ARM – WELDT DECK SHIFT (RH)	1	
11	174714	IDLER ROLLER ASSEMBLY <sup>82</sup>	2	
12	145122	ARM – SUPPORT REAR	2	
13	145106	ARM – ROLLER SUPPORT	2	
14	220183	MEMBER – STABILIZER WELDT (LH)	1	
	220184	MEMBER – STABILIZER WELDT (RH)	1	
15	220181	BELL CRANK WELDT	2	
16	120462	MEMBER – COMPRESSION WELDT	2	
17	145593	ROD – ADJUSTER WELDT, DRIVE END	2	
18	145345	ROD – ADJUSTER WELDT, IDLER END	2	
19	145357	BRACKET – IDLER ARM	2	
20	145428	INDICATOR	2	

80. Includes steel disk seal (MD #120845), draper roller pin assembly (MD #165735), and two set screws (MD #132451).

81. Includes double row ball bearing (MD #132607).

82. Includes steel disk seal (MD #120845) and draper roller pin assembly (MD #165735).

DRAPER CARRIER DECK AND TENSIONER



1040161

**DRAPER CARRIER DECK AND TENSIONER**

Ref	Part Number	Description	Qty	Serial Number
21	145548	SPRING – LEAF (TENSIONER)	2	
22	304783	BAR	2	
23	125588	EXTENSION – BACKSHEET (LH)	1	
	125589	EXTENSION – BACKSHEET (RH)	1	
24	132531	SPACER – 12.95 MM I.D., 19.05 MM O.D., 15 MM LG	2	
25	132532	SPACER – 9.75 MM I.D., 12.7 MM O.D., 12 MM LG	2	
26	18604	PIN – COTTER 3/32 DIA X 3/4 ZP	2	
27	145840	GUIDE – BACKSHEET <sup>83</sup>	2/4	
28	132096	HOLDER (25–45 FT ONLY)	1	
29	220634	DRAPER – 15 FT, WCCO <sup>84</sup>	2	
	220635	DRAPER – 20 FT, WCCO <sup>84</sup>	2	
	220636	DRAPER – 25 FT, WCCO <sup>84</sup>	2	
	220637	DRAPER – 30 FT, WCCO <sup>84</sup>	2	
	172195	DRAPER – 30 FT, LEGG (OPTION) <sup>84</sup>	2	
	220638	DRAPER – 35 FT, WCCO <sup>84</sup>	2	
	172196	DRAPER – 35 FT, LEGG (OPTION) <sup>84</sup>	2	
	220639	DRAPER – 40 FT/40 FT SPLIT, WCCO <sup>84</sup>	2	
	172197	DRAPER – 40 FT/40 FT SPLIT, LEGG (OPTION) <sup>84</sup>	2	
	220640	DRAPER – 45 FT, WCCO <sup>84</sup>	2	
	172198	DRAPER – 45 FT, LEGG (OPTION) <sup>84</sup>	2	
	220642	DRAPER – 150 FT BULK ROLL	A/R	
	220641	DRAPER – REPAIR KIT <sup>85</sup>	A/R	
30	120009	SUPPORT – DECK (CASTING) <sup>86</sup>	4/10	
31	129913	SUPPORT – DECK (CASTING) <sup>87</sup>	2/4	
32	220176	SUPPORT – DRILLED <sup>88</sup>	4	
33	18867	BEARING – BALL CYL C/W TWO SEALS <sup>88</sup>	4	
34	132692	BAR – WELDT (45 FT ONLY)	2	
35	125622	SUPPORT – DECK CENTER (45 FT ONLY)	1	
36	220418	SUPPORT – LOWER DRAPER TRACK (30 FT RG)	2	
	220264	SUPPORT – LOWER DRAPER TRACK (35 FT RG)	2	
	220391	SUPPORT – LOWER DRAPER TRACK (40–45 FT RG)	2	

83. Quantities: 25 and 45 ft. = 2, 30–40 ft. = 4.

84. Includes slat connector kit (MD #132777).

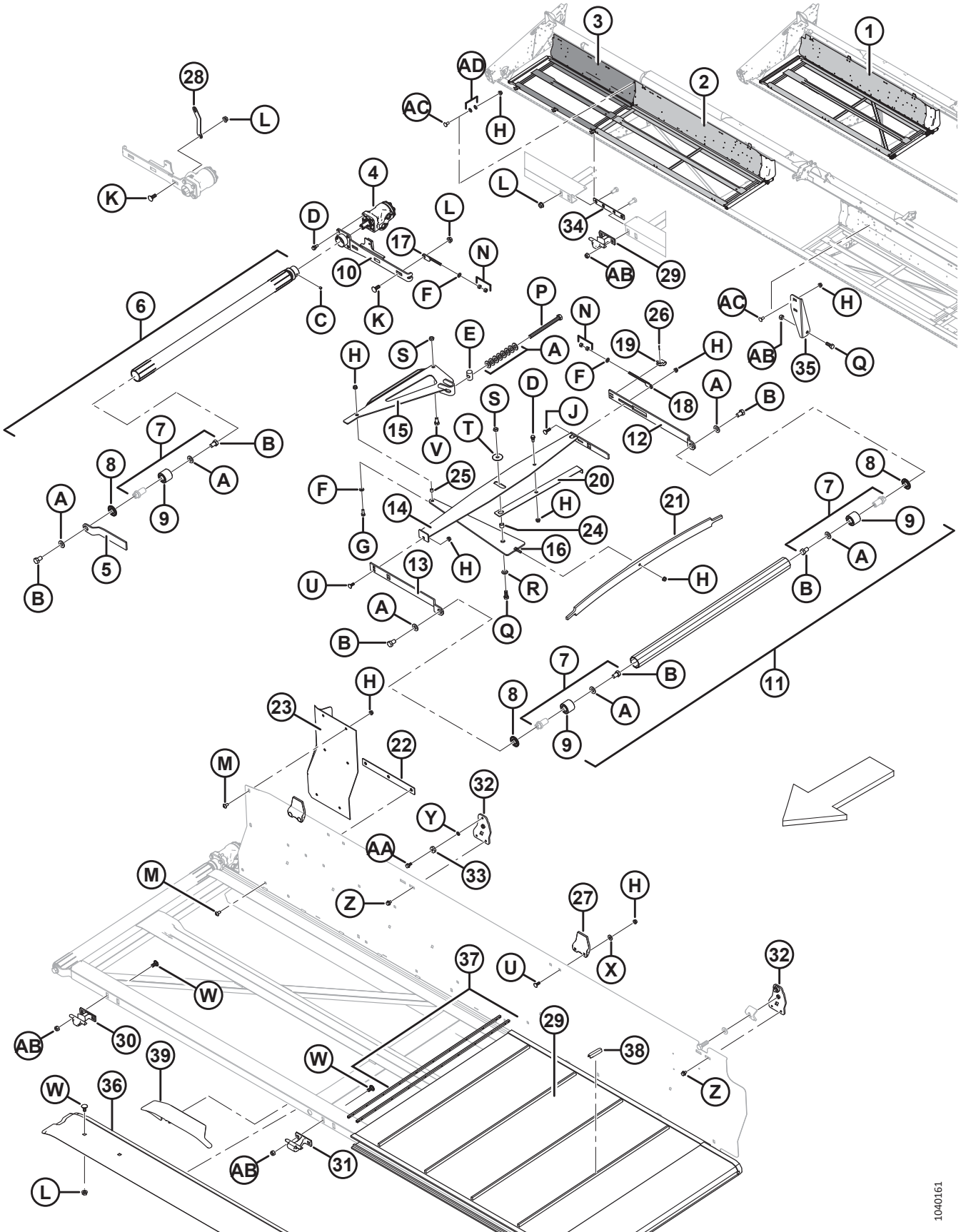
85. Includes 20 inch draper material and two connector slats.

86. Quantities: 20–40 ft. = 4, 45 ft. = 10.

87. Quantities: 25–30 ft. = 2, 35–40 ft. = 4.

88. Excludes 45 ft. header.

DRAPER CARRIER DECK AND TENSIONER



1040161



**DRAPER CARRIER DECK AND TENSIONER**

Ref	Part Number	Description	Qty	Serial Number
37	132777	KIT – SLAT CONNECTOR <sup>89</sup>	A/R	
	172710	KIT – DRAPER CONNECTOR HARDWARE <sup>90</sup>	A/R	
38	294858	DRAPER CLIPS – TAPER CLEAT, 25 PACK <sup>91</sup>	A/R	
	294859	DRAPER CLIPS – SQUARE CLEAT, 25 PACK <sup>91</sup>	A/R	
39	335805	KIT – FD1 DRAPER TRACK <sup>92</sup>		
A	30441	WASHER – HARDENED		
B	145249	BOLT – HH 5/8 NF X 1.0 LG GR 5 ZP		
C	132451	SCREW – SET HEX SOCKET CUP PT 3/8 NC X 3/8 LG		
D	172259	BOLT – SHOULDER .375-16 UNC		
E	145361	NUT – SPECIAL		
F	18598	WASHER – SAE FLAT 13/32 I.D. X 13/16 IN. O.D. ZP		
G	20077	BOLT – HEX HD 3/8 NC X 1.0 LG GR 5 ZP		
H	30228	NUT – FLANGE DT SMOOTH FACE 0.375-16 UNC		
J	19966	BOLT – RHSN 3/8 NC X 1.25 LG GR 5 ZP		
K	21471	BOLT – RHSN 1/2 NC X 1.25 GR 5 ZP		
L	50186	NUT – FLG LOCK SM FACE DT 0.500-13 UNC GR 5		
M	135157	SCREW – MACHINE		
N	18590	NUT – HEX 3/8, 16 UNC GR 5 ZP		
P	135906	BOLT – HH 5/8 NC X 7.5 LG TFL GR 5 ZP		
Q	21491	BOLT – HH 1/2 NC X 1.25 LG GR 5 ZP		
R	18599	WASHER – SAE FLAT 17/32 I.D. X 1-1/16 IN. O.D. ZP		
S	137727	NUT – HEX JAM, DT 1/2-13 UNC GR 5 ZP		
T	42592	WASHER – FLAT		
U	19965	BOLT – RHSN 3/8 NC X 1.0 GR 5 ZP		
V	21575	BOLT – HH 1/2 NC X 1.0 LG GR 5 ZP		
W	21066	BOLT – RHSN 1/2 NC X 1 GR 5 ZP		
X	20535	WASHER – FLAT		
Y	18637	WASHER – REG. LOCK 3/8 IN. NOM. I.D. ZP		
Z	30693	BOLT – FLG (SER FACE) .375-16 UNC X 0.50 LG		
AA	101897	SCREW – HEX WASH HD THD ROLLING 3/8 NC X 3/4		
AB	18697	NUT – HEX LOCK DT .500-13 UNC		
AC	21863	BOLT – RHSSN 3/8 NC X 0.75 LG GR 5 ZP		
AD	172363	WASHER – BELLEVILLE 3/8 <sup>93</sup>		

89. Includes two tubes and connector hardware.

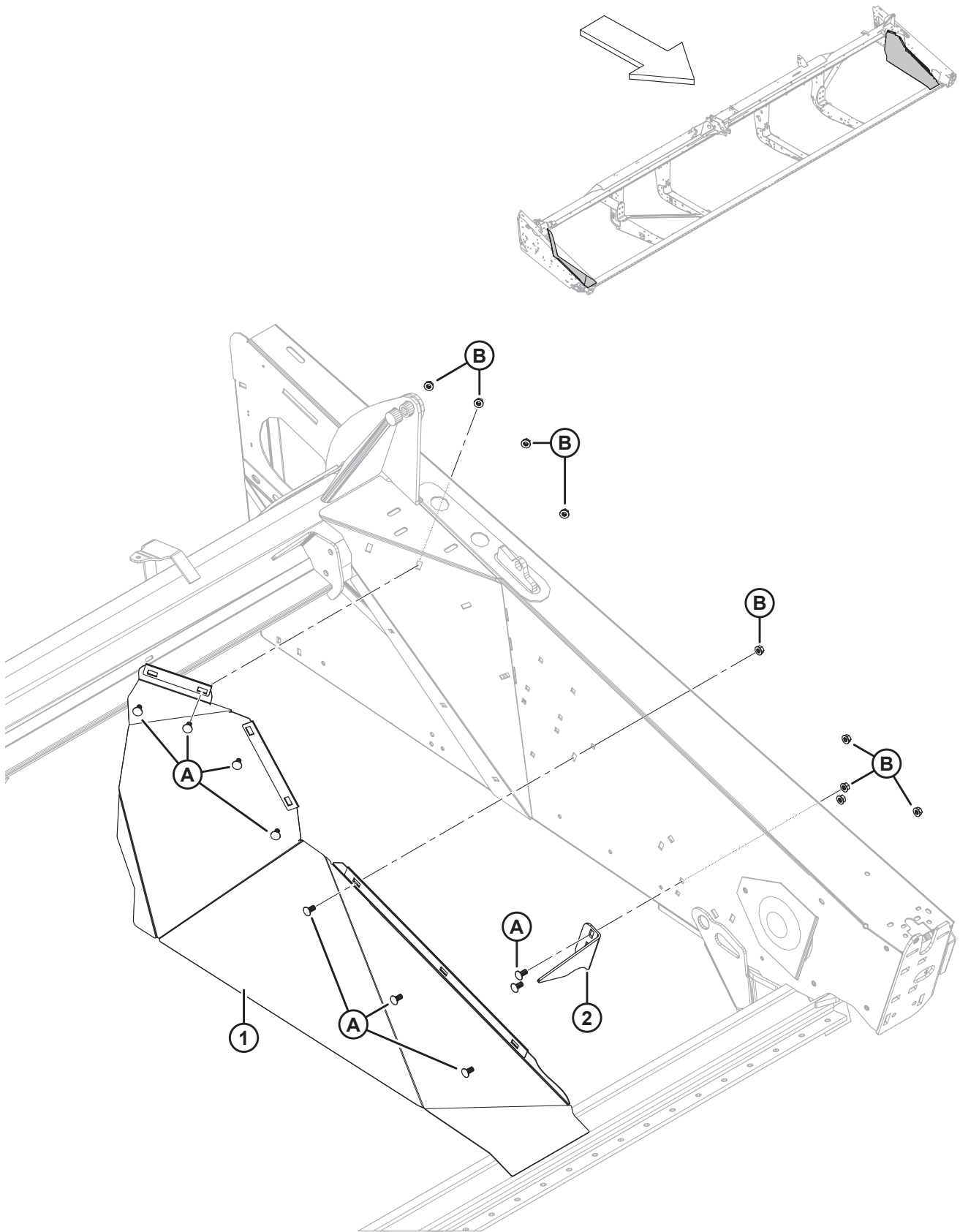
90. Includes 25 screws and nuts.

91. Kit includes 25 clips (NSS) and instructions. One kit is required per draper for 15–25 ft. headers, and two kits are required per draper for 30–45 ft. headers.

92. This kit is a service option to use instead of service MD #220418, 220264, or 220391 (36). The FD1 draper track kit includes brackets (MD #335800, 335801, 335803, 335802), tool (MD #335844), shims (MD #340681), short plastic tracks (MD #335832, 335804, 335773), bolts (MD #19966, 252655, 184648), and nuts (MD #30228, 135337).

93. 45 ft. headers only.

# 24 Draper Deflectors – Windrower

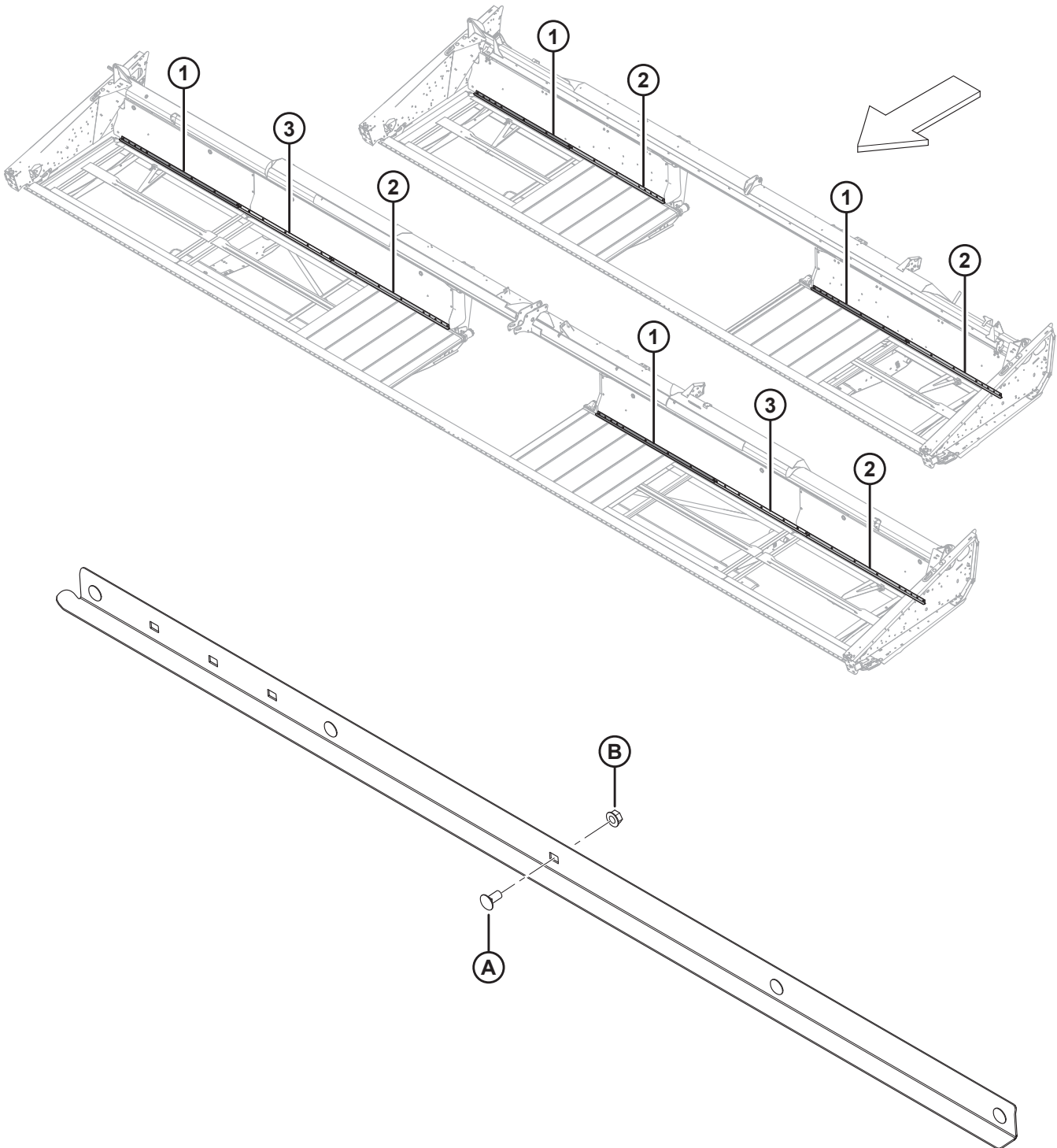




**DRAPER DEFLECTORS – WINDROWER**

<b>Ref</b>	<b>Part Number</b>	<b>Description</b>	<b>Qty</b>	<b>Serial Number</b>
1	125749	DEFLECTOR – DRAPER (LH)	1	
	125751	DEFLECTOR – DRAPER (RH)	1	
2	172327	SUPPORT – DRAPER DEFLECTOR (LH)	1	
	172328	SUPPORT – DRAPER DEFLECTOR (RH)	1	
A	21863	BOLT – RHSSN 3/8 NC X 0.75 LG GR 5 ZP		
B	30228	NUT – FLANGE DT SMOOTH FACE 0.375-16 UNC		

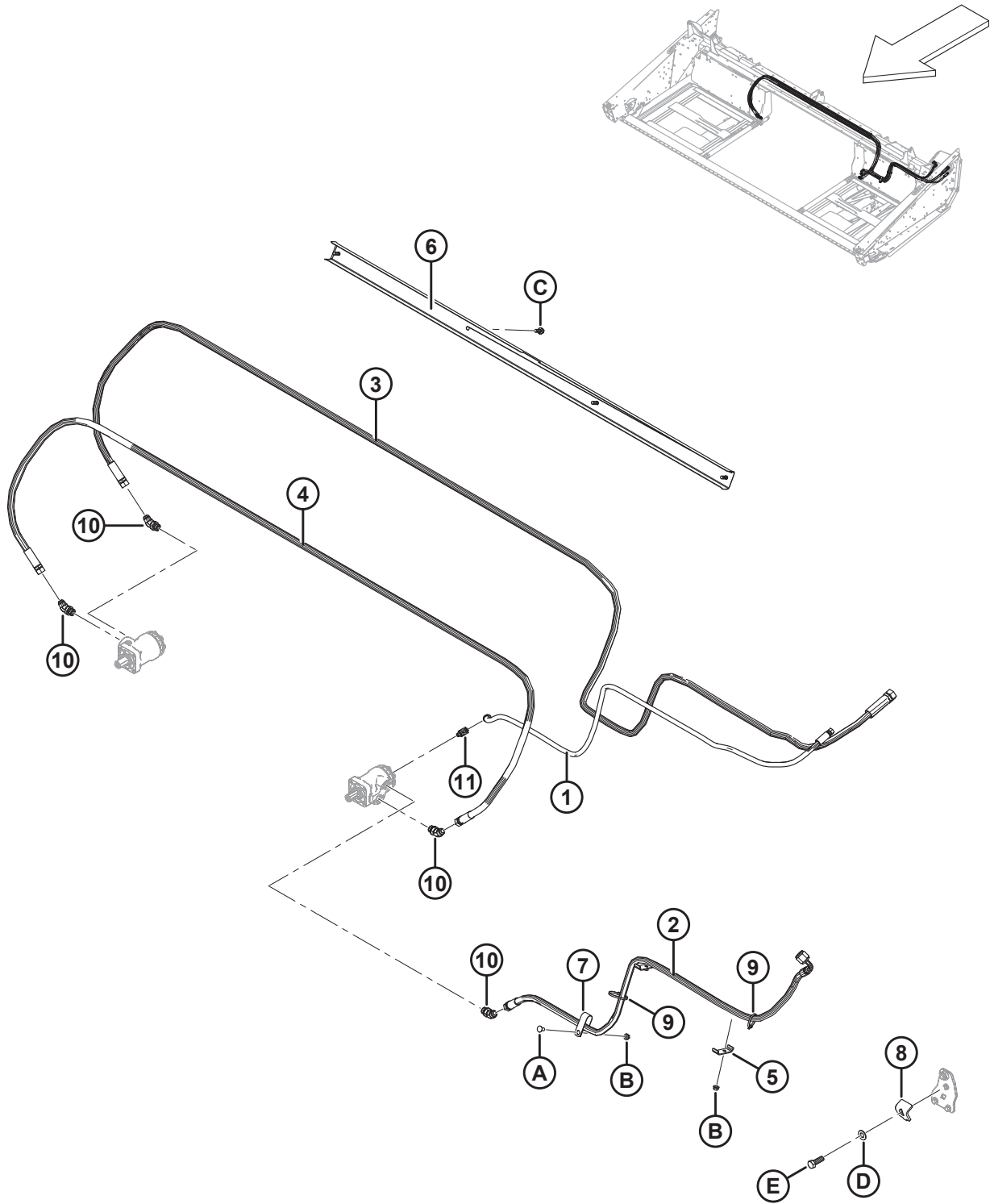
## 25 Draper Backsheet Deflectors



**DRAPER BACKSHEET DEFLECTORS**

<b>Ref</b>	<b>Part Number</b>	<b>Description</b>	<b>Qty</b>	<b>Serial Number</b>
1	123662	DEFLECTOR – 25 FT	2	
2	123937	DEFLECTOR – 30 FT (LH)	2	
	123939	DEFLECTOR – 35 FT (LH)	2	
	245114	DEFLECTOR – 40 FT (LH)	2	
3	123938	DEFLECTOR – 30 FT (RH)	2	
	123940	DEFLECTOR – 35 FT (RH)	2	
	245115	DEFLECTOR – 40 FT (RH)	2	
A	21863	BOLT – RHSSN 3/8 NC X 0.75 LG GR 5 ZP		
B	30228	NUT – FLG DT SMOOTH FACE 0.375-16 UNC		

## 26 Draper Drive – Manual Deck Shift (D115 and D120)

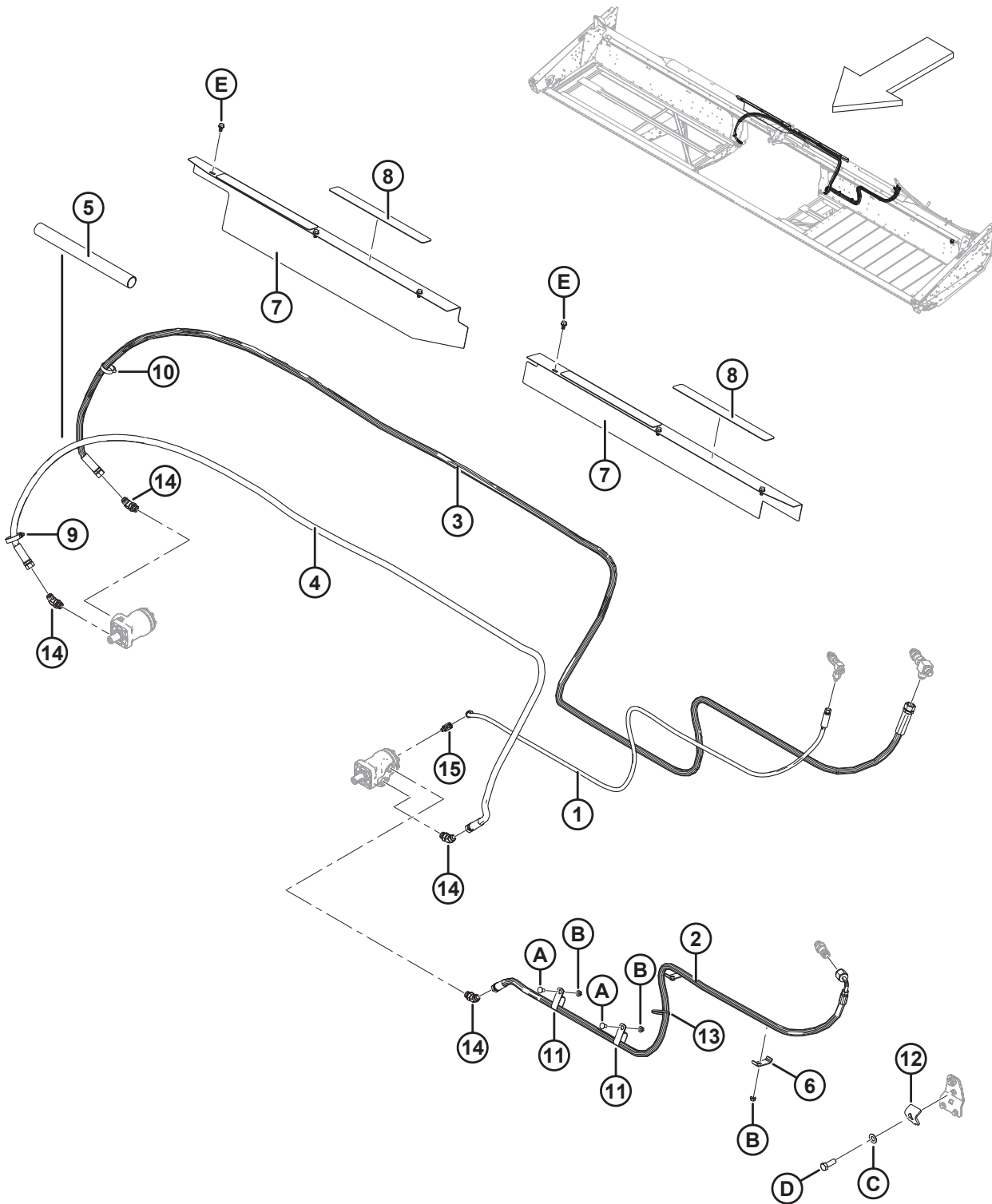


**DRAPER DRIVE – MANUAL DECK SHIFT (D115 AND D120)**

<b>Ref</b>	<b>Part Number</b>	<b>Description</b>	<b>Qty</b>	<b>Serial Number</b>
1	120568	HOSE – HYD (15 FT ONLY)	1	
	159587	HOSE – HYD (20 FT ONLY)	1	
2	120988	HOSE – HYD (15 FT ONLY)	1	
	120570	HOSE – HYD (20 FT ONLY)	1	
3	220491	HOSE – HYD (15 FT ONLY)	1	
	220412	HOSE – HYD (20 FT ONLY)	1	
4	132867	HOSE – HYD, 1/2 IN. I.D., 3440 MM LG, METAL REIN.	1	
5	103351	HOLDER	2	
6	245964	HOLDER – HOSES	1	
7	50022	CLAMP – INSULATED 15/16 INCH <sup>94</sup>		
8	145558	CLAMP – DECK SHIFT	2	
9	21763	FASTENER – CABLE TIE, BLACK	2	
10	50103	FITTING – ELBOW 45° HYD CW O-RING	4	
11	50104	FITTING – ELBOW 90° HYD	1	
A	21863	BOLT – RHSSN 3/8 NC X 0.75 LG GR 5 ZP		
B	30228	NUT – FLG DT SMTH FACE 0.375-16 UNC		
C	21975	BOLT – HH FLG (SER FACE) 3/8 NC X 1.0 GR 5 ZP		
D	18600	WASHER – SAE FLAT 21/32 I.D. X 1-5/16 IN. O.D. ZP		
E	21582	BOLT – HEX HD 0.625-11 UNC X 1.75		

94. Quantities: 15 foot = 1, 20 foot = 2.

# 27 Draper Drive – Manual Deck Shift (D125, D130, D135, and D140)

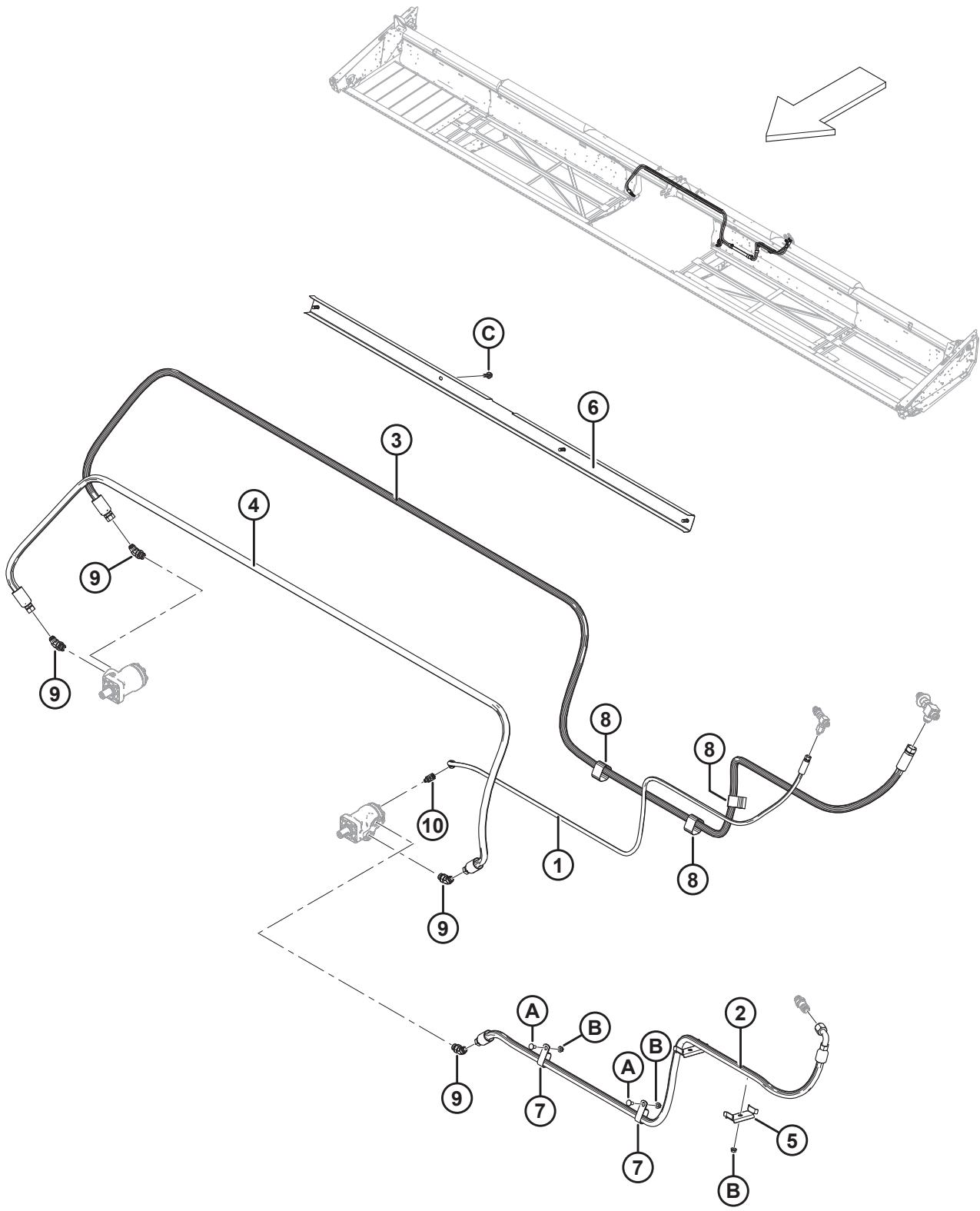


**DRAPER DRIVE – MANUAL DECK SHIFT (D125, D130, D135, AND D140)**

<b>Ref</b>	<b>Part Number</b>	<b>Description</b>	<b>Qty</b>	<b>Serial Number</b>
1	159587	HOSE – HYD, 1/4 IN. I.D., 2350 MM LG, METAL REIN.	1	
2	120570	HOSE – HYD, 1/2 IN. I.D., 2200 MM LG, METAL REIN.	1	
3	220412	HOSE – HYD, 1/2 IN. I.D., 5250 MM LG, METAL REIN.	1	
4	132867	HOSE – HYD, 1/2 IN. I.D., 3440 MM LG, METAL REIN.	1	
5	132017	SLEEVE – PLASTIC	1	
6	103351	HOLDER	2	
7	132870	HOLDER – LH WITH ANTI-SLIP <sup>95</sup>	1	
	132871	HOLDER – RH WITH ANTI-SLIP <sup>95</sup>	1	
8	132117	STRIP – ANTI-SLIP	4	
9	135725	CLAMP – HOSE GEAR TYPE	1	
10	30639	CLAMP – HOSE GEAR TYPE	1	
11	50022	CLAMP – INSULATED 15/16 INCH	2	
12	145558	CLAMP – DECK SHIFT	2	
13	21763	FASTENER – CABLE TIE, BLACK	1	
14	50103	FITTING – ELBOW 45° HYD CW O-RING	4	
15	50104	FITTING – ELBOW 90° HYD	1	
A	21863	BOLT – RHSSN 3/8 NC X 0.75 LG GR 5 ZP		
B	30228	NUT – FLG DT SMTH FACE 0.375-16 UNC		
C	18600	WASHER – SAE FLAT 21/32 I.D. X 1-5/16 IN. O.D. ZP		
D	21582	BOLT – HEX HD 0.625-11 UNC X 1.75		
E	101898	SCREW – HEX WASH HD THD ROLLING 3/8 NC X 5/8		

95. Includes anti-slip strips (MD #132117).

# 28 Draper Drive – Manual Deck Shift (D145)

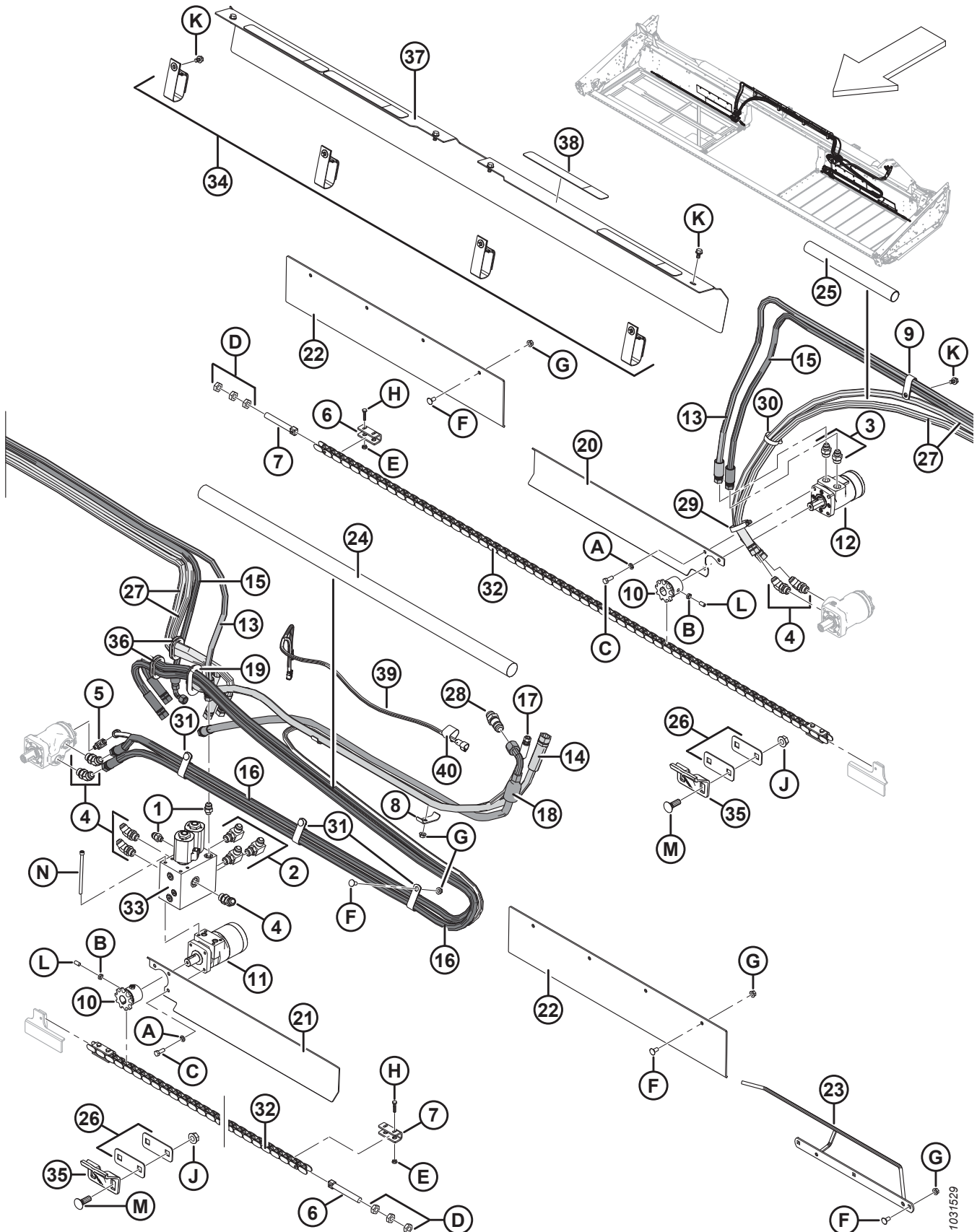




**DRAPER DRIVE – MANUAL DECK SHIFT (D145)**

<b>Ref</b>	<b>Part Number</b>	<b>Description</b>	<b>Qty</b>	<b>Serial Number</b>
1	159587	HOSE – HYD, 1/4 IN. I.D., 2350 MM LG, METAL REIN.	1	
2	255455	HOSE – HYD, 5/8 IN. I.D., 2200 MM LG, METAL REIN.	1	
3	255456	HOSE – HYD, 5/8 IN. I.D., 5250 MM LG, METAL REIN.	1	
4	279286	HOSE – HYD, 5/8 IN. I.D., 3440 MM LG, METAL REIN.	1	
5	294080	HOLDER	2	
6	245965	HOLDER – HOSES	1	
7	50022	CLAMP – INSULATED 15/16 INCH	2	
8	135443	FASTENER – CINCH STRAP 4 IN. LG	3	
9	50103	FITTING – ELBOW 45° HYD CW O-RING	4	
10	50104	FITTING – ELBOW 90° HYD	1	
A	21863	BOLT – RHSSN 3/8 NC X 0.75 LG GR 5 ZP		
B	30228	NUT – FLG DT SMTH FACE 0.375-16 UNC		
C	21975	BOLT – HH FLG (SER FACE) 3/8 NC X 1.0 GR 5 ZP		

## 29 Draper Drive – Hydraulic Deck Shift (D125) – 2019 and Prior



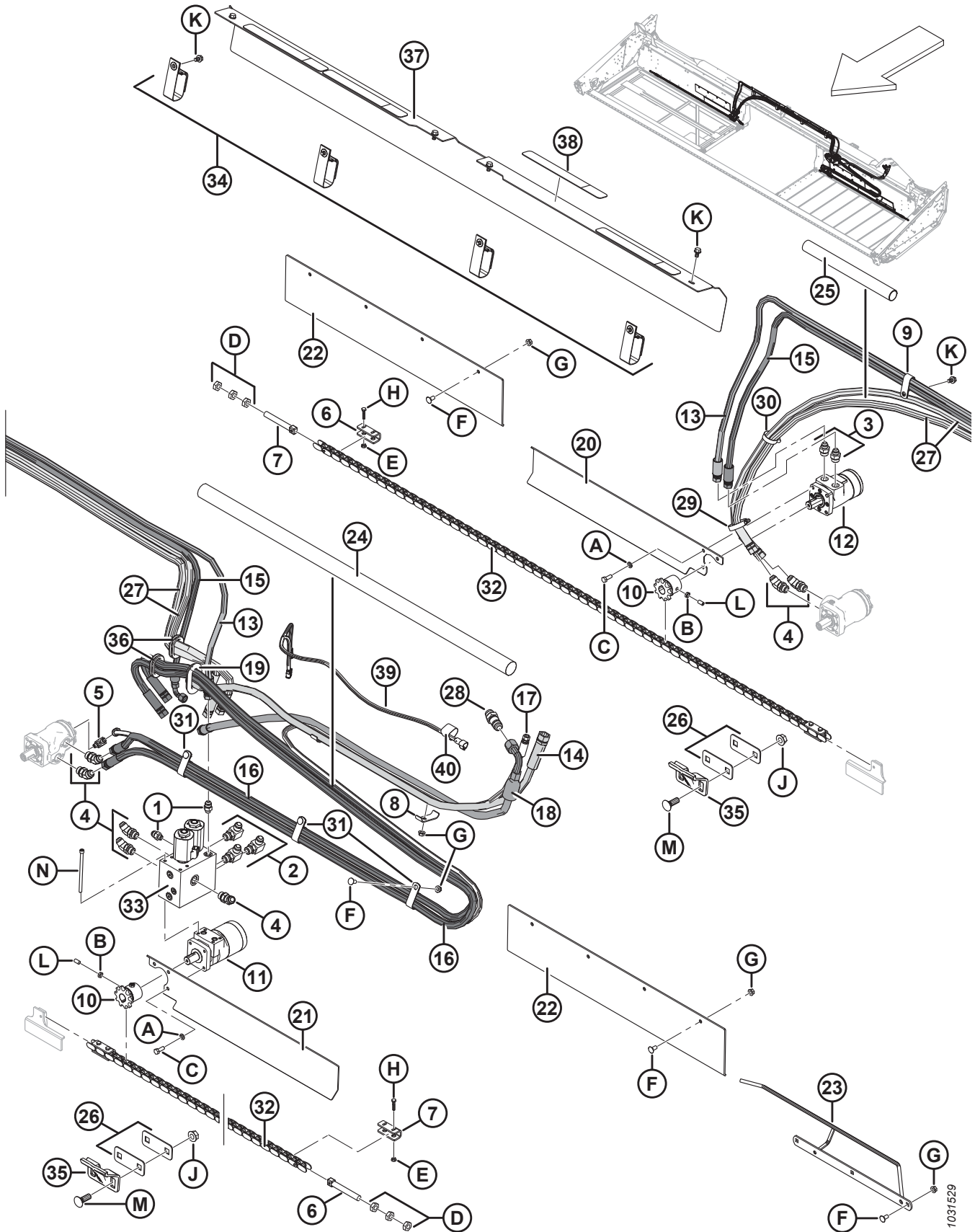
**DRAPER DRIVE – HYDRAULIC DECK SHIFT (D125) – 2019 AND PRIOR**

Ref	Part Number	Description	Qty	Serial Number
1	21031	FITTING – CONNECTOR HYD	2	-371189
2	21843	FITTING – ELBOW 90° HYD	3	-371189
3	21881	FITTING – ADAPTER HYD	2	-371189
4	50103	FITTING – ELBOW 45° HYD CW O-RING	7	-371189
5	50104	FITTING – ELBOW 90° HYD	1	-371189
6	102602	STUD	2	-371189
7	100581	STOP	4	-371189
8	103351	HOLDER	2	-371189
9	103738	CLAMP – PVC INSULATED 13/16 IN. TUBE SIZE	1	-371189
10	120371	SPROCKET – RC60B-10T	2	-371189
11	120374	MOTOR – HYD, 4 BOLT, LH DECK	1	-371189
	220672	SEAL KIT		-371189
	16605	O-RING – MANIFOLD PORT		-371189
12	120518	MOTOR – HYD, 4 BOLT, RH DECK	1	-371189
	132758	SEAL KIT		-371189
13	120563	HOSE – HYD, 3/8 IN. I.D., 3490 MM LG, METAL REIN.	1	-371189
14	120566	HOSE – HYD, 1/2 IN. I.D., 1750 MM LG, METAL REIN.	1	-371189
15	120584	HOSE – HYD, 3/8 IN. I.D., 3485 MM LG, METAL REIN.	1	-371189
16	120588	HOSE – HYD, 1/2 IN. I.D., 3200 MM LG, METAL REIN.	2	-371189
17	120589	HOSE – HYD, 1/4 IN. I.D., 3800 MM LG, METAL REIN.	1	-371189
18	120989	HOSE – HYD, 1/2 IN. I.D., 1430 MM LG, METAL REIN.	1	-371189
19	123982	GROMMET – 53.7 MM I.D.	1	-371189
20	125478	COVER – RIGHT DECK SHIFT CHAIN	1	-371189
21	125565	COVER – LEFT DECK SHIFT CHAIN	1	-371189
22	125566	COVER – DECK SHIFT CHAIN	2	-371189
23	125652	GUIDE WELDT – LEFT DECK HOSE	1	-371189
24	132015	SLEEVE – HOSE (1.75 IN. I.D., 2400 MM LG)	1	-371189
25	132017	SLEEVE – PLASTIC (1.6 IN. I.D., 450 MM LG)	1	-371189
26	132021	SHIM – CHAIN GUIDE	4	-371189
27	132867	HOSE – HYD, 1/2 IN I.D., 3440 MM LG, METAL REIN.	2	-371189
28	135372	FITTING – 3/4 IN. HYD BULKHEAD 37 DEG. FLARE UNION	1	-371189
29	135725	CLAMP – HOSE GEAR TYPE	1	-371189
30	30639	CLAMP – HOSE GEAR TYPE	1	-371189
31	252942	CLAMP – INSULATED 1 IN.	3	-371189
32	145168	CHAIN – ROLLER 60	2	-371189
33	145983	VALVE – 2 POSITION SOLENOID OPERATED 4 WAY <sup>96</sup>	1	-371189
	132786	SEAL KIT		-371189
34	163585	STRAP – VELCRO, HANGING	4	-371189
35	165040	GUIDE – DECK SHIFT CHAIN	2	-371189
36	172899	GROMMET – 1.75 IN. I.D.	2	-371189
37	253741	SHIELD – HOSE C/W GRIP <sup>97</sup>	1	-371189
38	253740	STRIP – ANTI-SLIP	4	-371189

96. For service parts, refer to Section *32 Deck Shift – Valve*, page 101.

97. Includes anti-slip strips (MD #253740).

DRAPER DRIVE – HYDRAULIC DECK SHIFT (D125) – 2019 AND PRIOR

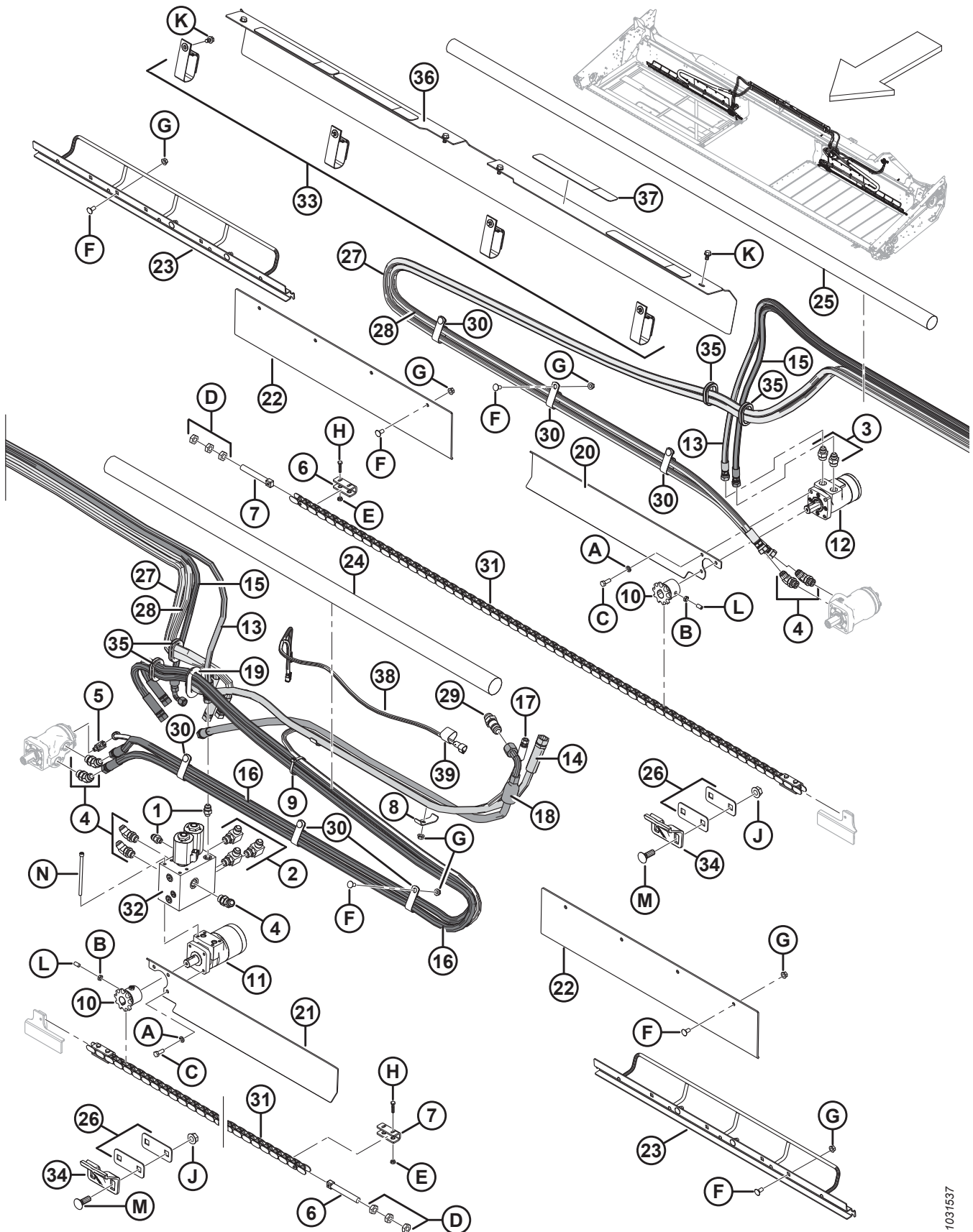


1031529

**DRAPER DRIVE – HYDRAULIC DECK SHIFT (D125) – 2019 AND PRIOR**

<b>Ref</b>	<b>Part Number</b>	<b>Description</b>	<b>Qty</b>	<b>Serial Number</b>
39	255344	HARNES – HYDRAULIC DECK SHIFT, D100	1	-371189
40	135443	FASTENER – CINCH STRAP 4 IN. LG	1	-371189
A	18637	WASHER – REG. LOCK 3/8 IN. NOM. I.D. ZP		
B	18664	NUT – HEX JAM 3/8-16 UNC GR 5 ZP		
C	20077	BOLT – HEX HD 3/8 NC X 1.0 LG GR 5 ZP		
D	21345	NUT – HEX JAM 5/8-11 UNC GR 5 ZP		
E	21455	NUT – FLG (SER FACE) 1/4 NC GR 5 ZP		
F	21863	BOLT – RHSSN 3/8 NC X 0.75 LG GR 5 ZP		
G	30228	NUT – FLANGE DT SMTH FACE 0.375-16 UNC		
H	30942	BOLT – HH 1/4 NC X 1.25 LG GR 5 ZP		
J	50225	NUT – FLANGE DT SMTH FACE .625-11 UNC		
K	101898	SCREW – HEX WASH HD THD ROLLING 3/8 NC X 5/8		
L	135295	SCREW – SET HEX SOC CUP PT 3/8 NC X 3/4 LG		
M	136043	BOLT – RHSN 5/8-11 X 1.75-GR 5-ZP		
N	135247	BOLT – SOCKET HEAD 5/16 NC X 5.5 LG GR 5 ZP		

### 30 Draper Drive – Hydraulic Deck Shift (D125) – 2020 and Later



1031537



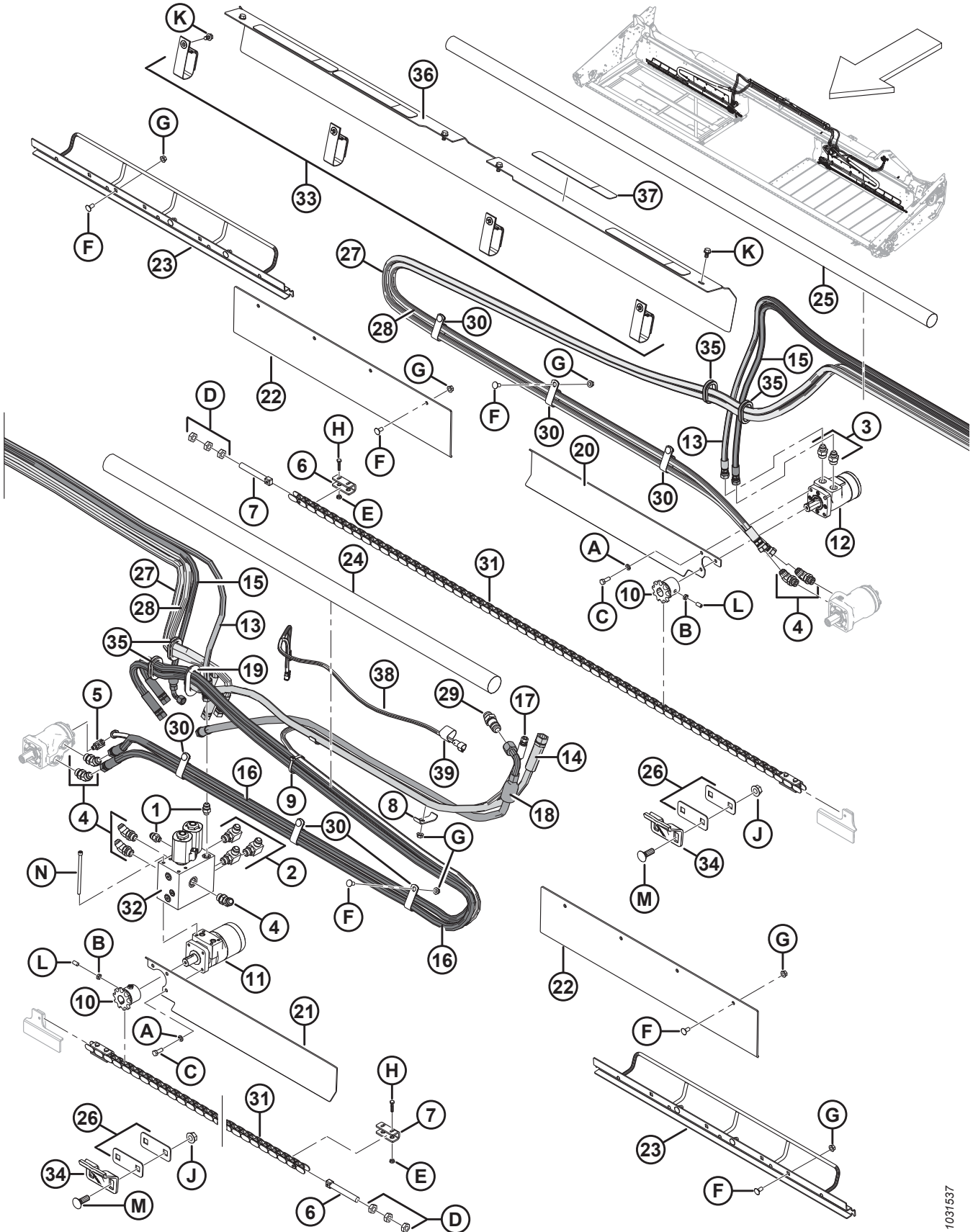
**DRAPER DRIVE – HYDRAULIC DECK SHIFT (D125) – 2020 AND LATER**

Ref	Part Number	Description	Qty	Serial Number
1	21031	FITTING – CONNECTOR HYD	2	371190–
2	21843	FITTING – ELBOW 90° HYD	3	371190–
3	21881	FITTING – ADAPTER HYD	2	371190–
4	50103	FITTING – ELBOW 45° HYD CW O-RING	7	371190–
5	50104	FITTING – ELBOW 90° HYD	1	371190–
6	102602	STUD	2	371190–
7	100581	STOP	4	371190–
8	103351	HOLDER	2	371190–
9	30753	FASTENER – CABLE TIE, BLACK, 305 MM LG	1	371190–
10	120371	SPROCKET – RC60B-10T	2	371190–
11	120374	MOTOR – HYD, 4 BOLT, LH DECK	1	371190–
	220672	SEAL KIT		371190–
	16605	O-RING – MANIFOLD PORT		371190–
12	120518	MOTOR – HYD, 4 BOLT, RH DECK	1	371190–
	132758	SEAL KIT		371190–
13	120563	HOSE – HYD, 3/8 IN. I.D., 3490 MM LG, METAL REIN.	1	371190–
14	120566	HOSE – HYD, 1/2 IN. I.D., 1750 MM LG, METAL REIN.	1	371190–
15	120584	HOSE – HYD, 3/8 IN. I.D., 3485 MM LG, METAL REIN.	1	371190–
16	120588	HOSE – HYD, 1/2 IN. I.D., 3200 MM LG, METAL REIN.	2	371190–
17	120589	HOSE – HYD, 1/4 IN. I.D., 3800 MM LG, METAL REIN.	1	371190–
18	120989	HOSE – HYD, 1/2 IN. I.D., 1430 MM LG, METAL REIN.	1	371190–
19	123982	GROMMET – 53.7 MM I.D.	1	371190–
20	125478	COVER – RIGHT DECK SHIFT CHAIN	1	371190–
21	125565	COVER – LEFT DECK SHIFT CHAIN	1	371190–
22	125566	COVER – DECK SHIFT CHAIN	2	371190–
23	311783	GUIDE WELDT – DECK HOSE	2	371190–
24	254190	SLEEVE – HOSE (2.17 IN. I.D., 1600 MM LG)	1	371190–
25	254187	SLEEVE – HOSE (1.75 IN. I.D., 2000 MM LG)	1	371190–
26	132021	SHIM – CHAIN GUIDE	4	371190–
27	254131	HOSE – HYD, 1/2 IN I.D., 6240 MM LG, METAL REIN.	1	371190–
28	254132	HOSE – HYD, 1/2 IN I.D., 6040 MM LG, METAL REIN.	1	371190–
29	135372	FITTING – 3/4 IN. HYD BULKHEAD 37 DEG. FLARE UNION	1	371190–
30	252942	CLAMP – INSULATED 1 IN.	6	371190–
31	145168	CHAIN – ROLLER 60	2	371190–
32	145983	VALVE – 2 POSITION SOLENOID OPERATED 4 WAY <sup>98</sup>	1	371190–
	132786	SEAL KIT		371190–
33	163585	STRAP – VELCRO, HANGING	4	371190–
34	165040	GUIDE – DECK SHIFT CHAIN	2	371190–
35	172899	GROMMET – 1.75 IN. I.D.	4	371190–
36	253741	SHIELD – HOSE C/W GRIP <sup>99</sup>	1	371190–
37	253740	STRIP – ANTI-SLIP	4	371190–

98. For service parts, refer to Section [32 Deck Shift – Valve](#), page 101.

99. Includes anti-slip strips (MD #253740).

DRAPER DRIVE – HYDRAULIC DECK SHIFT (D125) – 2020 AND LATER



1031537



**DRAPER DRIVE – HYDRAULIC DECK SHIFT (D125) – 2020 AND LATER**

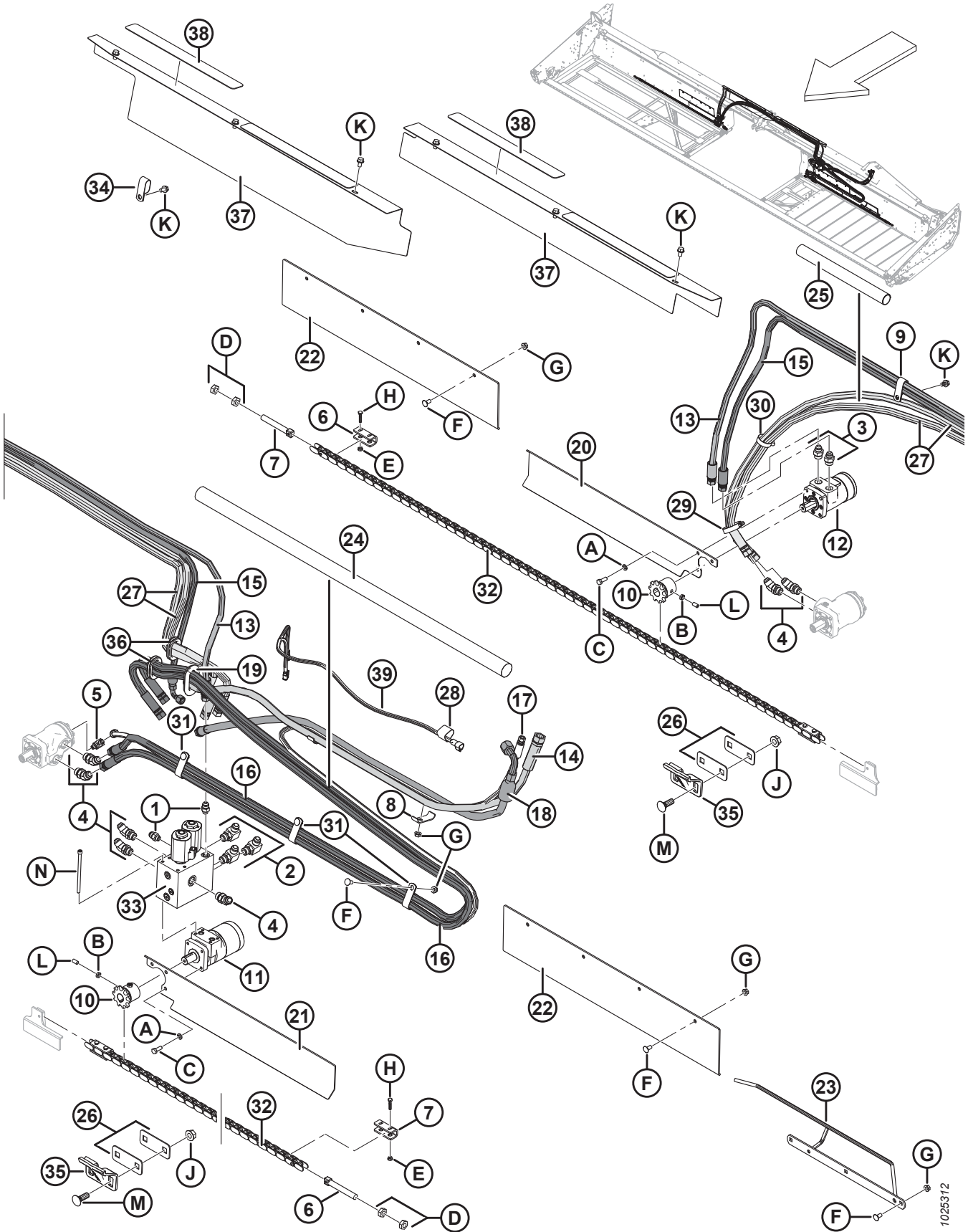
<b>Ref</b>	<b>Part Number</b>	<b>Description</b>	<b>Qty</b>	<b>Serial Number</b>
38	255344	HARNES – HYDRAULIC DECK SHIFT, D100	1	371190–
39	135443	FASTENER – CINCH STRAP 4 IN. LG	1	371190–
A	18637	WASHER – REG. LOCK 3/8 IN. NOM. I.D. ZP		
B	18664	NUT – HEX JAM 3/8-16 UNC GR 5 ZP		
C	20077	BOLT – HEX HD 3/8 NC X 1.0 LG GR 5 ZP		
D	21345	NUT – HEX JAM 5/8-11 UNC GR 5 ZP		
E	21455	NUT – FLG (SER FACE) 1/4 NC GR 5 ZP		
F	21863	BOLT – RHSSN 3/8 NC X 0.75 LG GR 5 ZP		
G	30228	NUT – FLANGE DT SMTH FACE 0.375-16 UNC		
H	30942	BOLT – HH 1/4 NC X 1.25 LG GR 5 ZP		
J	50225	NUT – FLANGE DT SMTH FACE .625-11 UNC		
K	101898	SCREW – HEX WASH HD THD ROLLING 3/8 NC X 5/8		
L	135295	SCREW – SET HEX SOC CUP PT 3/8 NC X 3/4 LG		
M	136043	BOLT – RHSN 5/8-11 X 1.75-GR 5-ZP		
N	135247	BOLT – SOCKET HEAD 5/16 NC X 5.5 LG GR 5 ZP		



**DRAPER DRIVE – HYDRAULIC DECK SHIFT (D130, D135, AND D140)**

Ref	Part Number	Description	Qty	Serial Number
1	21031	FITTING – CONNECTOR HYD	2	
2	21843	FITTING – ELBOW 90° HYD	3	
3	21881	FITTING – ADAPTER HYD	2	
4	50103	FITTING – ELBOW 45° HYD CW O-RING	7	
5	50104	FITTING – ELBOW 90° HYD	1	
6	100581	STOP	4	
7	102602	STUD	2	
8	103351	HOLDER	2	
9	103738	CLAMP – PVC INSULATED 13/16 IN. TUBE SIZE	1	
10	120371	SPROCKET – RC60B-10T	2	
11	120374	MOTOR – HYD, 4 BOLT, LH DECK	1	
	220672	SEAL KIT		
	16605	O-RING – MANIFOLD PORT		
12	120518	MOTOR – HYD, 4 BOLT, RH DECK	1	
	132758	SEAL KIT		
13	120563	HOSE – HYD, 3/8 IN. I.D., 3490 MM LG, METAL REIN.	1	
14	120566	HOSE – HYD, 1/2 IN. I.D., 1750 MM LG, METAL REIN.	1	
15	120584	HOSE – HYD, 3/8 IN. I.D., 3485 MM LG, METAL REIN.	1	
16	120588	HOSE – HYD, 1/2 IN. I.D., 3200 MM LG, METAL REIN.	2	
17	120589	HOSE – HYD, 1/4 IN. I.D., 3800 MM LG, METAL REIN.	1	
18	120989	HOSE – HYD, 1/2 IN. I.D., 1430 MM LG, METAL REIN.	1	
19	123982	GROMMET – 53.7 MM I.D.	1	
20	125478	COVER – RIGHT DECK SHIFT CHAIN	1	
21	125565	COVER – LEFT DECK SHIFT CHAIN	1	
22	125566	COVER – DECK SHIFT CHAIN	2	
23	125652	GUIDE WELDT – LEFT DECK HOSE	1	
24	132015	SLEEVE – HOSE (1.75 IN. I.D., 2400 MM LG)	1	
25	132017	SLEEVE – PLASTIC (1.6 IN. I.D., 450 MM LG)	1	
26	132021	SHIM – CHAIN GUIDE	4	
27	132867	HOSE – HYD, 1/2 IN I.D., 3440 MM LG, METAL REIN.	2	
28	135443	FASTENER – CINCH STRAP 4 IN. LG	1	
29	135725	CLAMP – HOSE GEAR TYPE	1	
30	30639	CLAMP – HOSE GEAR TYPE	1	
31	50022	CLAMP – INSULATED 15/16 INCH	3	
32	145168	CHAIN – ROLLER 60	2	

DRAPER DRIVE – HYDRAULIC DECK SHIFT (D130, D135, AND D140)



1025312

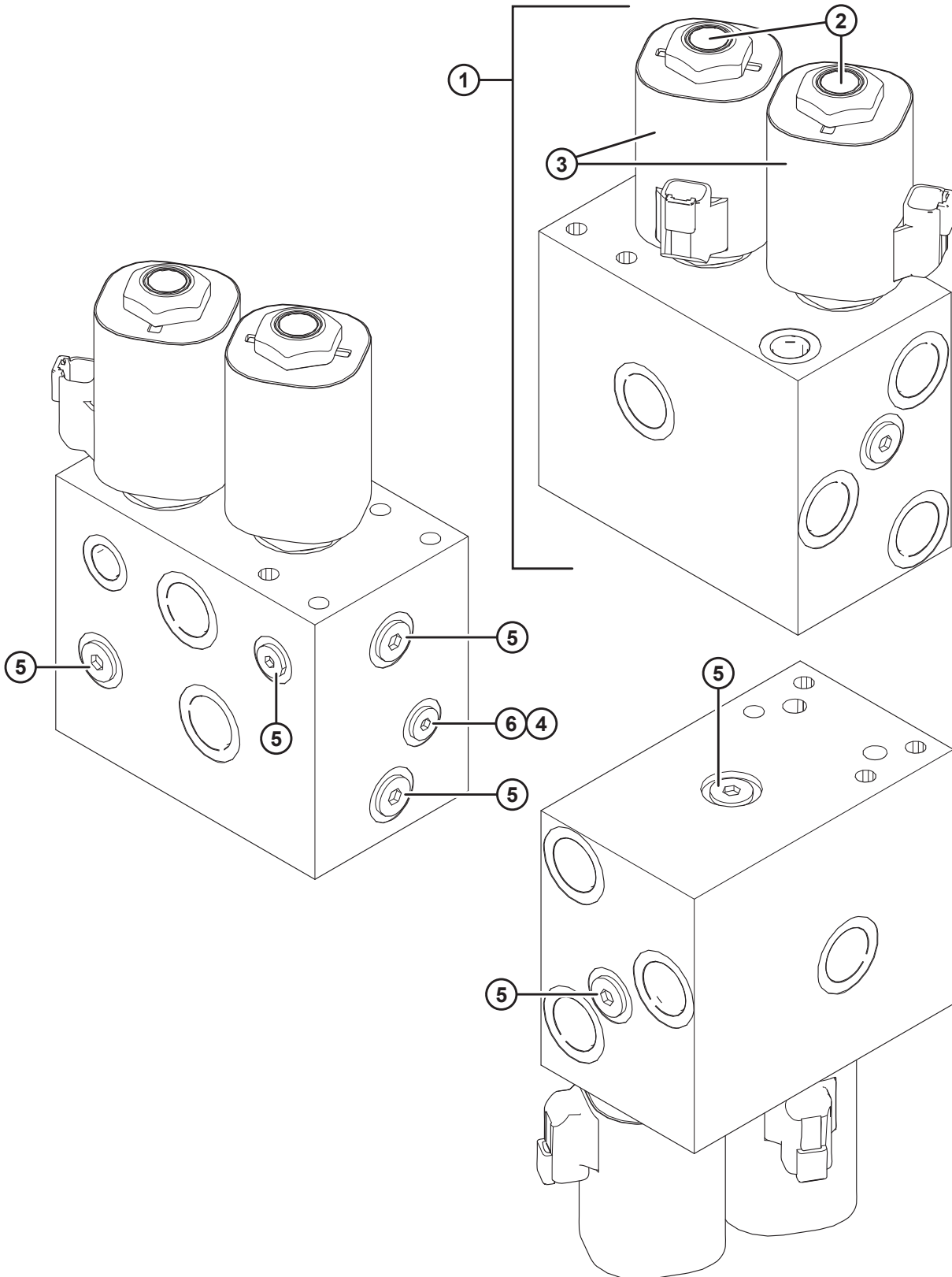
**DRAPER DRIVE – HYDRAULIC DECK SHIFT (D130, D135, AND D140)**

Ref	Part Number	Description	Qty	Serial Number
33	145983	VALVE – 2 POSITION SOLENOID OPERATED 4 WAY <sup>100</sup>	1	
	132786	SEAL KIT		
34	103738	CLAMP – PVC INSULATED 13/16 IN. TUBE SIZE	1	
35	165040	GUIDE – DECK SHIFT CHAIN	2	
36	172899	GROMMET – 1.75 IN. I.D.	2	
37	132870	HOLDER – LH WITH ANTI-SLIP <sup>101</sup>	1	
	132871	HOLDER – RH WITH ANTI-SLIP <sup>101</sup>	1	
38	132117	STRIP – ANTI-SLIP	4	
39	255344	HARNES – HYDRAULIC DECK SHIFT, D100	1	
A	18637	WASHER – REG. LOCK 3/8 IN. NOM. I.D. ZP		
B	18664	NUT – HEX JAM 3/8-16 UNC GR 5 ZP		
C	20077	BOLT – HEX HD 3/8 NC X 1.0 LG GR 5 ZP		
D	21345	NUT – HEX JAM 5/8-11 UNC GR 5 ZP		
E	21455	NUT – FLG (SER FACE) 1/4 NC GR 5 ZP		
F	21863	BOLT – RHSSN 3/8 NC X 0.75 LG GR 5 ZP		
G	30228	NUT – FLANGE DT SMTH FACE 0.375-16 UNC		
H	30942	BOLT – HH 1/4 NC X 1.25 LG GR 5 ZP		
J	50225	NUT – FLANGE DT SMTH FACE .625-11 UNC		
K	101898	SCREW – HEX WASH HD THD ROLLING 3/8 NC X 5/8		
L	135295	SCREW – SET HEX SOC CUP PT 3/8 NC X 3/4 LG		
M	136043	BOLT – RHSN 5/8-11 X 1.75-GR 5-ZP		
N	135247	BOLT – SOCKET HEAD 5/16 NC X 5.5 LG GR 5 ZP		

100. For service parts, refer to Section [32 Deck Shift – Valve, page 101](#).

101. Includes anti-slip strips (MD #132117).

# 32 Deck Shift – Valve



**DECK SHIFT – VALVE**

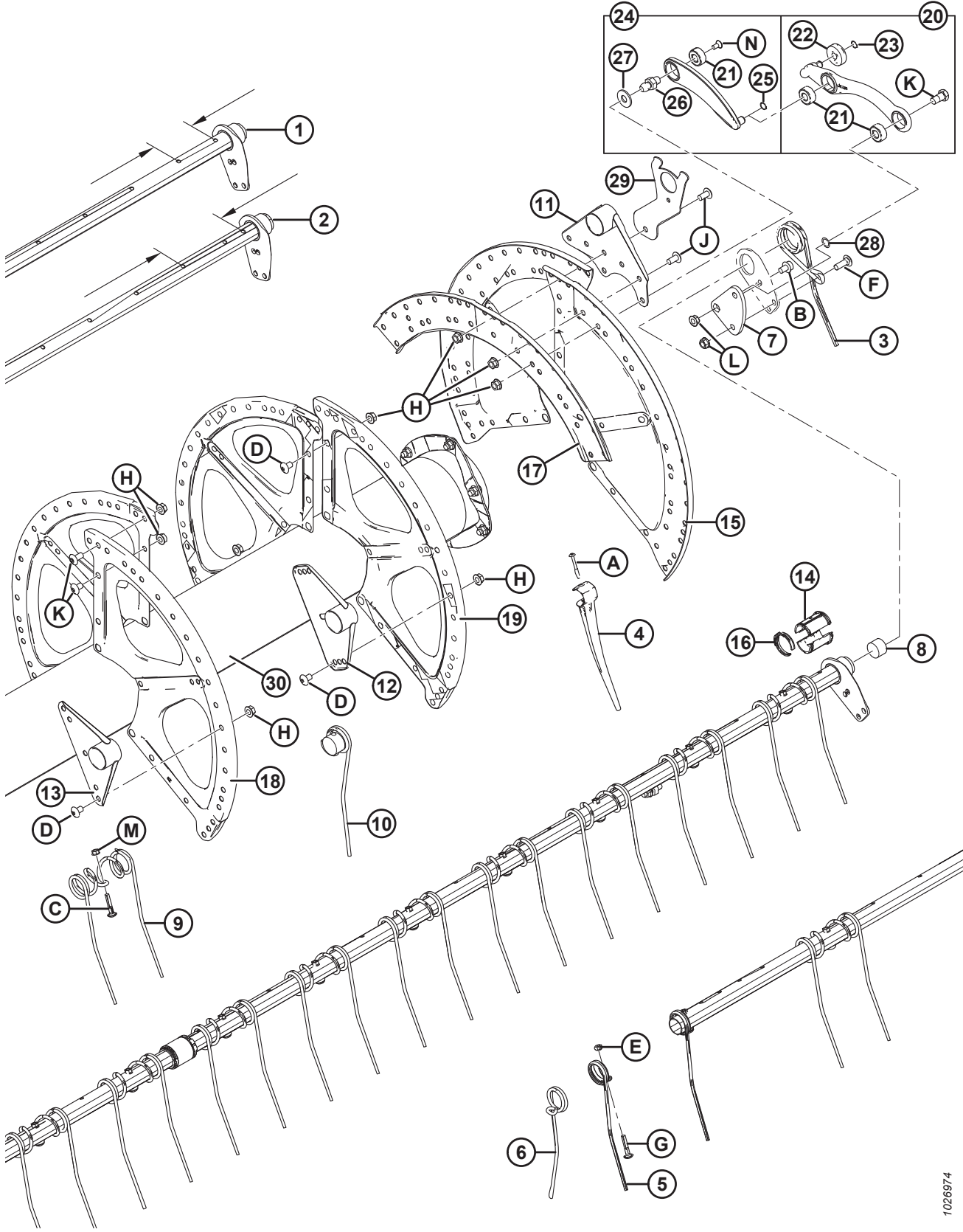
Ref	Part Number	Description	Qty	Serial Number
1	145983	VALVE – 2 POSITION SOLENOID OPERATED 4 WAY <sup>102</sup>	1	
	132786	SEAL KIT <sup>103</sup>	1	
2	132782	VALVE – 4-WAY CARTRIDGE	2	
3	132783	COIL – ELECTRIC	2	
4	132784	PLUG – ORIFICE, ORF1	1	
5	100577	PLUG – PORT, PLG6	5	
6	102711	PLUG – PORT, PLG4	2	

---

102. Includes seal kit (MD #132786), two valves (MD #132782), two electric coils (MD #132783), and plugs (MD #132782, 100577, 102711).

103. The seal kit services two cartridges.

### 33 Pick-Up Reel – Single-Reel Headers (D115, D120, D125, D130, and D135)





**PICK-UP REEL – SINGLE-REEL HEADERS (D115, D120, D125, D130, AND D135)**

**IMPORTANT:**

Quantities for narrow (#1) and wide (#2) stagger tine tubes vary; Narrow stagger = 120 mm / Wide stagger = 196 mm. See illustration for measurement location.

Ref	Part Number	Description	Qty 5/6/9 Bat	Serial Number
	B5939	KIT – 15 FT TINE TUBE CONV, 6–9 BAT PLASTIC FINGERS <sup>104</sup>		
	B5654	KIT – 15 FT TINE TUBE CONV, 6–9 BAT STEEL FINGERS <sup>104</sup>		
	B5940	KIT – 20 FT TINE TUBE CONV, 6–9 BAT PLASTIC FINGERS <sup>104</sup>		
	B5655	KIT – 20 FT TINE TUBE CONV, 6–9 BAT STEEL FINGERS <sup>104</sup>		
	B5937	KIT – 25 FT TINE TUBE CONV, 6–9 BAT PLASTIC FINGERS <sup>104</sup>		
	B5656	KIT – 25 FT TINE TUBE CONV, 6–9 BAT STEEL FINGERS <sup>104</sup>		
1	137415	TINE TUBE – NARROW STAGGER (15 FT HEADER) <sup>105</sup>		
	137568	TINE TUBE – NARROW STAGGER (20 FT HEADER) <sup>106</sup>		
	137421	TINE TUBE – NARROW STAGGER (25 FT HEADER) <sup>107</sup>		
	137650	TINE TUBE – NARROW STAGGER (30 FT HEADER) <sup>108</sup>		
	137642	TINE TUBE – NARROW STAGGER (35 FT HEADER) <sup>109</sup>		
2	137416	TINE TUBE – WIDE STAGGER (15 FT HEADER) <sup>110</sup>		
	137569	TINE TUBE – WIDE STAGGER (20 FT HEADER) <sup>111</sup>		
	137422	TINE TUBE – WIDE STAGGER (25 FT HEADER) <sup>112</sup>		
	137651	TINE TUBE – WIDE STAGGER (30 FT HEADER) <sup>113</sup>		
	137643	TINE TUBE – WIDE STAGGER (35 FT HEADER) <sup>114</sup>		
3	245084	FINGER – CAM END	5/6/9	
4	174849	FINGER – PLASTIC HEAVY DUTY (10 PACK) <sup>115</sup>		
5	245083	FINGER – TAIL END	5/6/9	
6	137519	FINGER – SINGLE CONCENTRIC (LH) <sup>116</sup>	0/6/9	
7	137285	ARM – CRANK MACHINING	5/6/9	
8	137980	PLUG – TINE TUBE	10/12/18	
9	137092	FINGER <sup>117</sup>		

104. Kits available through Whole Goods only.

105. Quantities (5/6/9 Bat): 15 ft. steel = 3/3/5, 15 ft. plastic = 3/3/4.

106. Quantities (5/6/9 Bat): 20 ft. steel = 3/3/5, 20 ft. plastic = 3/3/4.

107. Quantities (5/6/9 Bat): 25 ft. steel = 3/3/5, 25 ft. plastic = 3/3/4.

108. Quantities (5/6/9 Bat): 30 ft. steel and plastic = 3/3/0.

109. Quantities (5/6/9 Bat): 35 ft. steel and plastic = 3/3/0.

110. Quantities (5/6/9 Bat): 15 ft. steel = 2/3/4, 15 ft. plastic = 2/3/5.

111. Quantities (5/6/9 Bat): 20 ft. steel = 2/3/4, 20 ft. plastic = 2/3/5.

112. Quantities (5/6/9 Bat): 25 ft. steel = 2/3/4, 25 ft. plastic = 2/3/5.

113. Quantities (5/6/9 Bat): 30 ft. steel and plastic = 2/3/0.

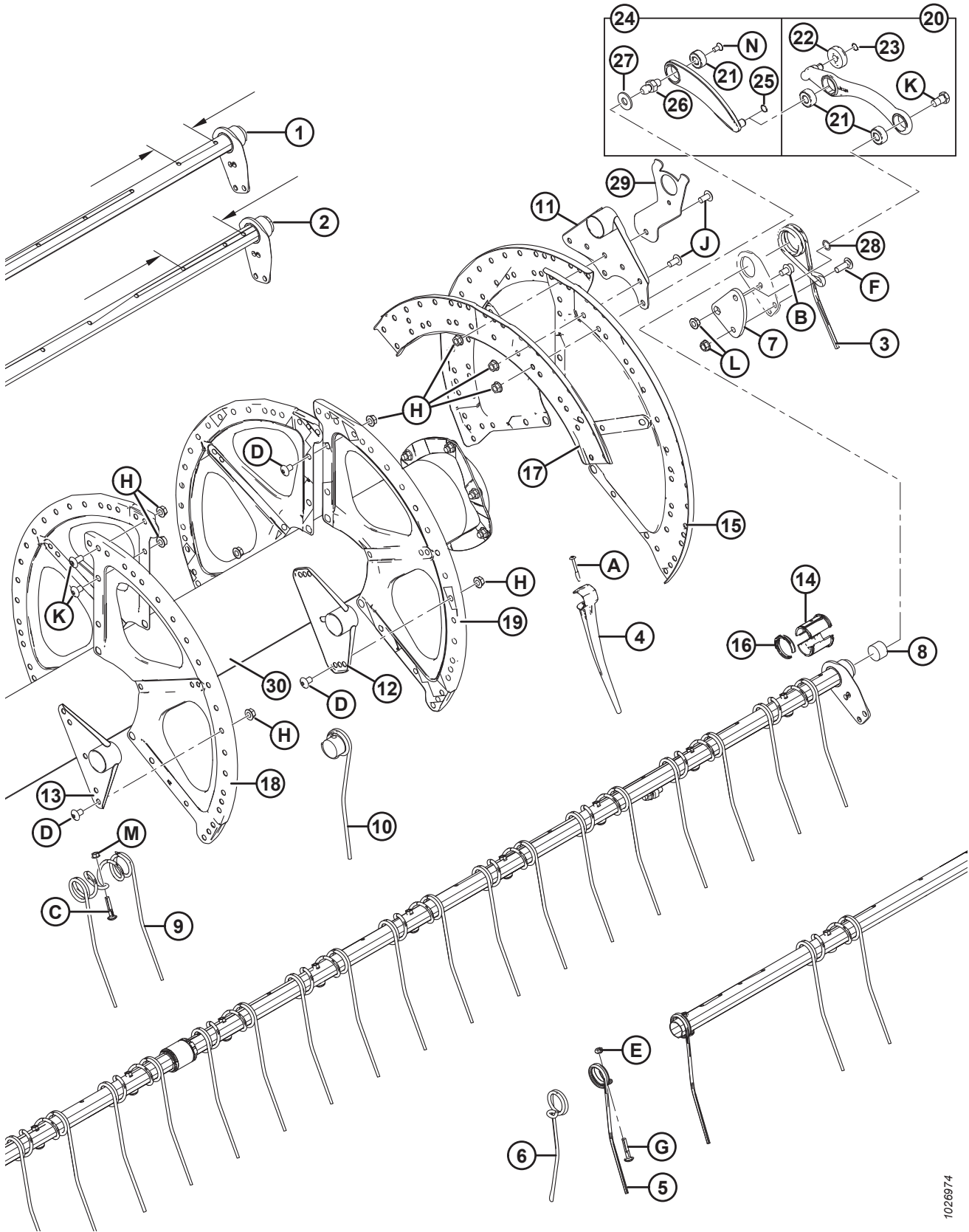
114. Quantities (5/6/9 Bat): 35 ft. steel and plastic = 2/3/0.

115. Quantities (5/6/9 Bat): 15 ft. plastic = 140/168/252, 20 ft. plastic = 191/231/348, 25 ft. plastic = 249/297/444, 30 ft. plastic = 296/354/0, 35 ft. plastic = 351/420/0.

116. Steel-fingered reels only.

117. Quantities (5/6/9 Bat): 15 ft. steel = 70/84/126, 20 ft. steel = 93/111/167, 25 ft. steel = 120/144/216, 30 ft. steel = 145/174/0, 35 ft. steel = 170/204/0.

PICK-UP REEL – SINGLE-REEL HEADERS (D115, D120, D125, D130, AND D135)



1026974

**PICK-UP REEL – SINGLE-REEL HEADERS (D115, D120, D125, D130, AND D135)**

Ref	Part Number	Description	Qty 5/6/9 Bat	Serial Number
10	137754	FINGER – SINGLE CONCENTRIC (RH) <sup>118</sup>		
11	137506	ARM WELDT – CAM END	5/6/9	
12	137535	ARM WELDT <sup>119</sup>		
13	137543	ARM WELDT – TAIL END	5/6/9	
14	220939	BUSHING HALF – TINE TUBE (25 PACK) <sup>120</sup>		
15	137536	SECTOR – CAM END, 14 GA (EXCLUDES 35 FT)	3/3/3	
	164044	SECTOR – CAM END, 14 GA (35 FT ONLY)	3/3/3	
16	220941	CLAMP – TINE TUBE BUSH, CENTER RIB (5 PACK) <sup>121</sup>		
17	137532	CHANNEL – CAM DISC	3/3/3	
18	137142	SECTOR – 16 GA (EXCLUDES 35 FT)	3/3/3	
	164046	SECTOR – 16 GA (35 FT ONLY)	3/3/3	
19	137277	SECTOR – 18 GA (EXCLUDES 35 FT) <sup>122</sup>		
	164045	SECTOR – 18 GA (35 FT ONLY)	12/12/12	
20	311617	ARM – TINE CONTROL ASSEMBLY <sup>123</sup>	5/6/9	396190–
	304955	ARM – CAM CONTROL LINKAGE <sup>124</sup>	5/6/9	–396189
21	273347	BEARING	15/18/27	396190–
	273265	BEARING	15/18/27	–396189
22	273524	BEARING – CAM FOLLOWER	5/6/9	396190–
	50184	BEARING – CAM FOLLOWER	5/6/9	–396189
23	273536	RING – EXT RETAINING	5/6/9	396190–
	30523	RING – EXT RETAINING	5/6/9	–396189
24	311615	ARM – ASSEMBLY <sup>125</sup>	5/6/9	396190–
	304955	ARM – CAM CONTROL LINKAGE <sup>124</sup>	5/6/9	–396189
25	273536	RING – EXT RETAINING	5/6/9	396190–
	137523	RING – EXT RETAINING	5/6/9	–396189
26	304954	STUD – LINK	5/6/9	396190–
	279700	STUD – LINK (5 PACK)	5/6/9	–396189
27	137699	WASHER – HARD ASTM F43614-400HV-AB2C (5 BAT ONLY)	5	

118. Quantities (5/6/9 Bat); 15 ft. steel = 2/3/4, 20 ft. steel = 3/3/5, 25 ft. steel = 6/9/12, 30 ft. steel and plastic = 6/9/0.

119. Quantities (5/6/9 Bat): 15 ft. steel and plastic = 5/6/9, 20 ft. steel and plastic = 10/12/18, 25 ft. steel and plastic = 15/18/27, 30 ft. steel and plastic = 15/18/0, 35 ft. steel and plastic = 20/24/0.

120. Includes 25 tine tube bushings. Quantities (5/6/9 Bat): 15 ft. steel and plastic = 0/36/54, 20 ft. steel and plastic = 0/48/72, 25 ft. steel and plastic = 0/60/90, 30 ft. steel and plastic = 50/0/0, 35 ft. steel and plastic = 60/0/0.

121. Quantities (5/6/9 Bat): 15 ft. steel and plastic = 15/18/27, 20 ft. steel and plastic = 20/24/36, 25 ft. steel and plastic = 25/30/45, 30 ft. steel and plastic = 25/30/0, 35 ft. steel and plastic = 30/36/0.

122. Quantities (5/6/9 Bat): 15 ft. steel and plastic = 0/3/3, 20 ft. steel and plastic = 0/6/6, 25 ft. steel and plastic = 0/9/9, 30 ft. steel and plastic = 9/0/0.

123. Includes two bearings (MD #273347), cam follower bearing (MD #273524), and two retaining rings. For 2020 and prior machines, order cam control linkage arm (MD #304955).

124. Includes assembly arm (MD #311615), tine control assembly arm (MD #311617), link stud (MD #304954), and two retaining rings (MD #273536).

125. Includes bearing (MD #273347) and retaining ring (MD #273536). For 2020 and prior machines, order cam control linkage arm (MD #304955).



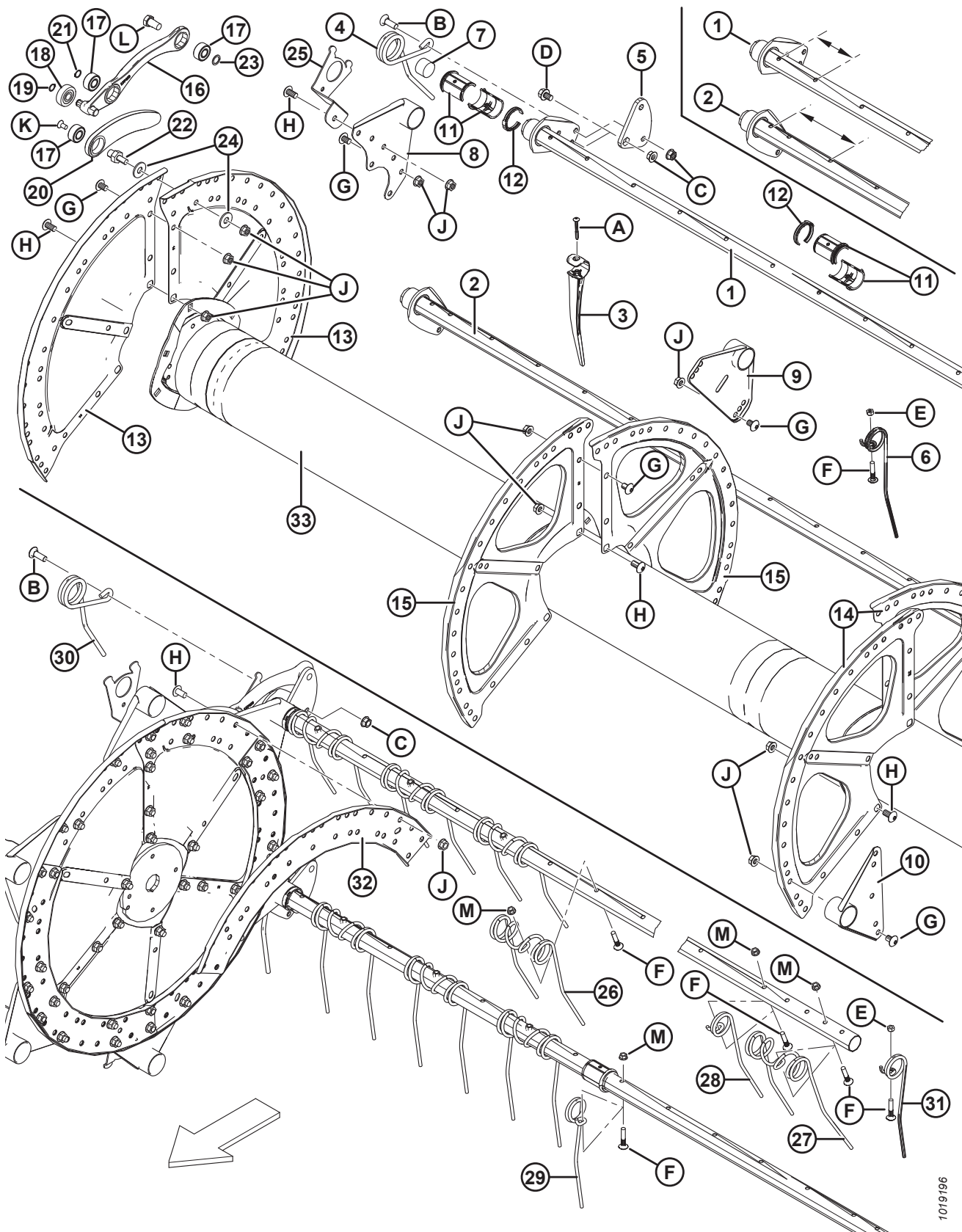
**PICK-UP REEL – SINGLE-REEL HEADERS (D115, D120, D125, D130, AND D135)**

Ref	Part Number	Description	Qty 5/6/9 Bat	Serial Number
28	137529	SHIM – CRANK BEARING	5/6/9	
29	REF	SUPPORT – ENDSHIELD REEL <sup>126</sup>		
30	137910	CENTER TUBE – 15 FT, C/W REFLECTORS	1	
	137911	CENTER TUBE – 20 FT, C/W REFLECTORS	1	
	137909	CENTER TUBE – 25 FT, C/W REFLECTORS	1	
	137912	CENTER TUBE – 30 FT, C/W REFLECTORS	1	
	137914	CENTER TUBE – 35 FT, C/W REFLECTORS	1	
A	252687	SCREW – TORX, 48° DBL HELIX 1/4 x 2-1/4 ZP		
B	105066	BOLT – HH FLG (SER FACE) 1/2-NC X 0.75 GR 5 ZP		
C	137118	BOLT – BHRN 3/8 NC WITH RETAINER		
D	105135	SCREW – MACHINE		
E	18669	NUT – HEX LOCK DT 3/8-16 UNC ZP		
F	21469	BOLT – RHSN 1/2 NC X 1.5 LG GR 5 ZP		
G	137118	BOLT – ROUND HD 3/8 NC RIB NK NC		
H	50186	NUT – FLG LOCK SM FACE DT 0.500-13 UNC GR 5		
J	105136	SCREW – MACHINE		
K	105141	BOLT – LOCKING SHOULDER		
L	21383	NUT – FLANGE .500-13 UNC (SER FACE)		
M	30228	NUT – FLG DT SMOOTH FACE 0.375-16 UNC		
N	113420	BOLT – CSK TORX 3/8 NC X 3/4 LG <sup>127</sup>		-396189

126. Refer to Section *35 Reel Endshield Components*, page 117.

127. Model year 2021 and later machines use retaining ring MD #273536.

# 34 Pick-Up Reel – Double-Reel Headers (D130, D135, D140, and D145)



1019196



**PICK-UP REEL – DOUBLE-REEL HEADERS (D130, D135, D140, AND D145)**

**NOTE:**

Illustration; TOP: Right-hand reel, BOTTOM: Left-hand reel.

**IMPORTANT:**

Quantities for narrow (#1) and wide (#2) stagger tine tubes vary.

- **4-inch finger spacing:** Narrow stagger (#1) = 159 mm. Wide stagger (#2) = 175 mm. See the illustration for measurement location.
- **6-inch finger spacing:** Narrow stagger (#1) = 120 mm / Wide stagger (#2) = 196 mm. See the illustration for measurement location.

Ref	Part Number	Description	Qty 5/6/9 Bat	Serial Number
	B5657	KIT – 30 FT DR TINE TUBE CONV, 6–9 BAT STEEL FINGERS, 6 IN. SPACING <sup>128</sup>		
	B5938	KIT – 30 FT DR TINE TUBE CONV, 5–6 BAT PLASTIC FINGERS, 6 IN. SPACING <sup>128</sup>		
	B5674	KIT – 35 FT DR TINE TUBE CONV, 5–6 BAT PLASTIC FINGERS, 6 IN. SPACING <sup>128</sup>		
	B6347	KIT – 30 FT DR TINE TUBE CONV, 6–9 BAT PLASTIC FINGERS, 4 IN. SPACING <sup>128</sup>		
	B6344	KIT – 30 FT DR TINE TUBE CONV, 5–6 BAT PLASTIC FINGERS, 4 IN. SPACING <sup>128</sup>		
	B6345	KIT – 35 FT DR TINE TUBE CONV, 5–6 BAT PLASTIC FINGERS, 4 IN. SPACING <sup>128</sup>		
		<b>2018 AND LATER (4 IN. FINGER SPACING)</b>		
1	255749	TINE TUBE – NARROW STAGGER (30 FT HEADER) <sup>129</sup>	6/6/10	321190–
	255716	TINE TUBE – NARROW STAGGER (35 FT HEADER) <sup>130</sup>	6/6/10	321190–
	255908	TINE TUBE – NARROW STAGGER (40 FT HEADER) <sup>130</sup>	6/6/0	321190–
	255738	TINE TUBE – NARROW STAGGER (45 FT HEADER) <sup>131</sup>	6/0/0	321190–
2	255746	TINE TUBE – WIDE STAGGER (30 FT HEADER) <sup>129</sup>	4/6/8	321190–
	255712	TINE TUBE – WIDE STAGGER (35 FT HEADER) <sup>130</sup>	4/6/8	321190–
	255905	TINE TUBE – WIDE STAGGER (40 FT HEADER) <sup>130</sup>	4/6/0	321190–
	255735	TINE TUBE – WIDE STAGGER (45 FT HEADER) <sup>131</sup>	4/0/0	321190–
		<b>2017 AND PRIOR (6 IN. FINGER SPACING)</b>		
1	137415	TINE TUBE – NARROW STAGGER (30 FT HEADER) <sup>129</sup>	6/6/10	–321189
	137570	TINE TUBE – NARROW STAGGER (35 FT HEADER) <sup>132</sup>	6/6/10	–321189
	245266	TINE TUBE – NARROW STAGGER (35 FT HEADER) <sup>133</sup>	6/6/10	–321189
	137568	TINE TUBE – NARROW STAGGER (40 FT HEADER) <sup>134</sup>	6/6/0	–321189
	253839	TINE TUBE – NARROW STAGGER (45 FT HEADER) <sup>132</sup>	6/0/0	–321189

128. Kits available through Whole Goods only.

129. 3 disc.

130. 3 or 4 disc / plastic finger.

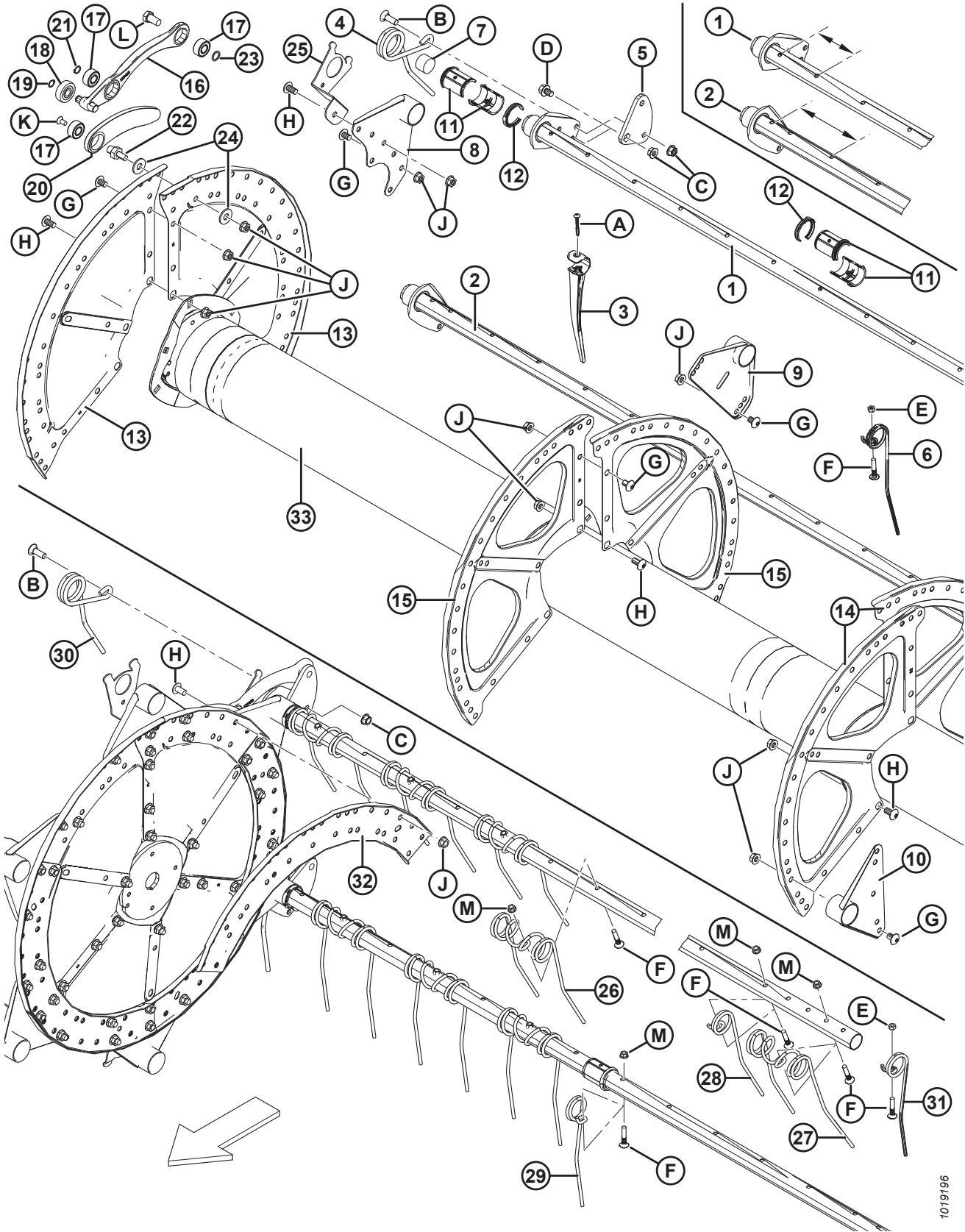
131. 4 disc / plastic finger.

132. 3 disc / steel or plastic finger.

133. 4 disc / steel or plastic finger.

134. 3 or 4 disc / steel or plastic finger.

PICK-UP REEL – DOUBLE-REEL HEADERS (D130, D135, D140, AND D145)



1019196

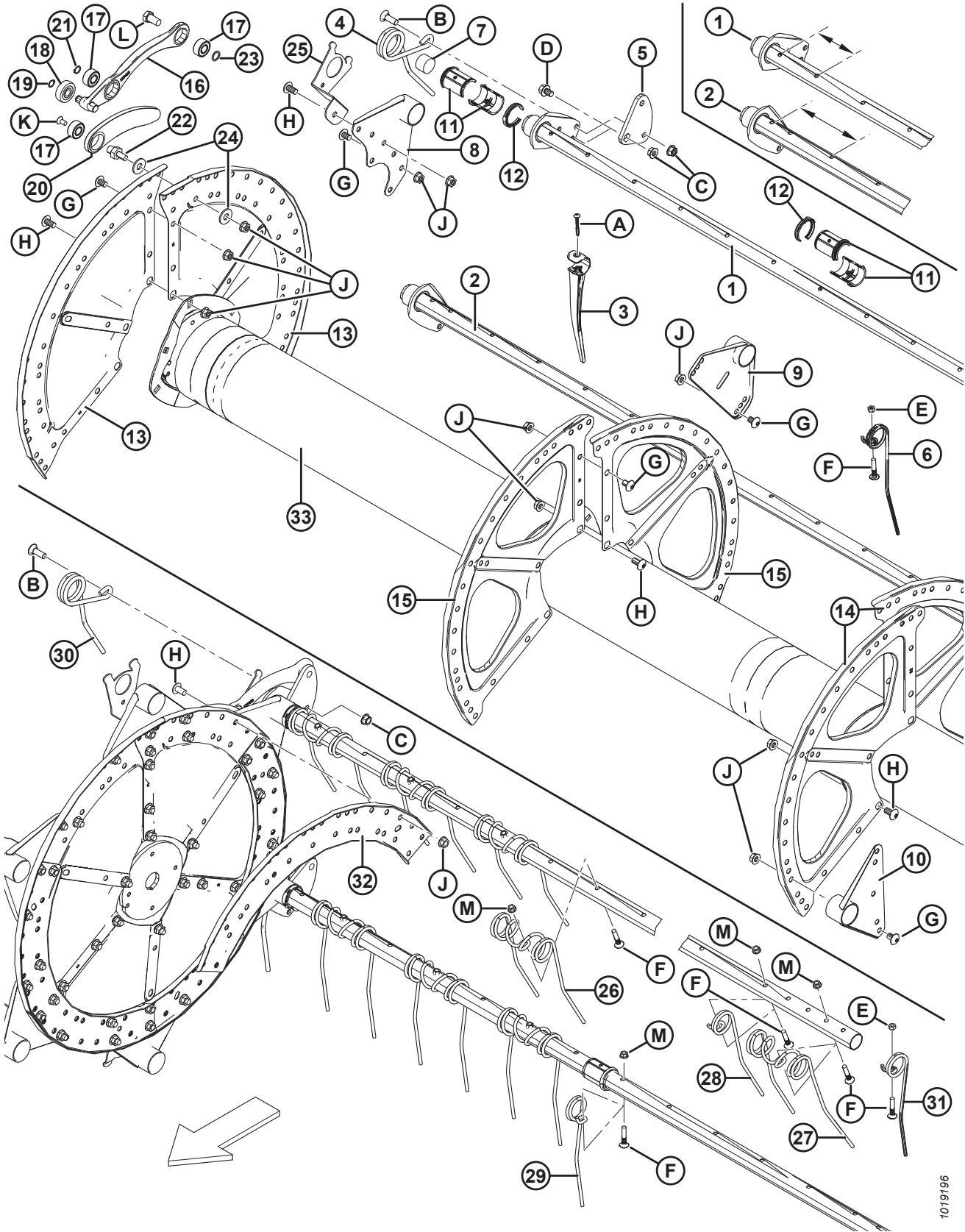


PICK-UP REEL – DOUBLE-REEL HEADERS (D130, D135, D140, AND D145)

Ref	Part Number	Description	Qty 5/6/9 Bat	Serial Number
2	137416	TINE TUBE – WIDE STAGGER (30 FT HEADER) <sup>129</sup>	4/6/8	-321189
	137571	TINE TUBE – WIDE STAGGER (35 FT HEADER) <sup>132</sup>	4/6/8	-321189
	245267	TINE TUBE – WIDE STAGGER (35 FT HEADER) <sup>133</sup>	4/6/8	-321189
	137569	TINE TUBE – WIDE STAGGER (40 FT HEADER) <sup>134</sup>	4/6/0	-321189
	253503	TINE TUBE – WIDE STAGGER (45 FT HEADER) <sup>132</sup>	4/0/0	-321189
3	174849	FINGER – PLASTIC HEAVY DUTY (10 PACK) <sup>135</sup>		
4	245084	FINGER – CAM END (RH REEL)	5/6/9	
5	164894	FINGER – TAIL END (RH REEL) <sup>136</sup>		
6	137285	ARM – CRANK MACHINING	10/12/18	
7	137980	PLUG – TINE TUBE	20/24/36	
8	137506	ARM WELDT – CAM END	10/12/18	
9	137535	ARM WELDT <sup>137</sup>		
10	137543	ARM WELDT – TAIL END	10/12/18	
11	220939	BUSHING HALF – TINE TUBE (BOX OF 25)	60/72/108	
12	220941	CLAMP – TINE TUBE BUSH, CENTER RIB (5 PACK) <sup>138</sup>		
13	137536	SECTOR – CAM END, 14 GA	6/6/6	
14	137142	SECTOR – TAIL END, 16 GA	6/6/6	
15	137277	SECTOR – MID-SPAN, 18 GA	6/6/6	
16	311617	ARM – TINE CONTROL ASSEMBLY <sup>139</sup>	10/12/18	396190–
	304955	ARM – CAM CONTROL LINKAGE <sup>140</sup>	10/12/18	-396189
17	273347	BEARING	30/36/54	396190–
	273265	BEARING	30/36/54	-396189
18	273524	BEARING – CAM FOLLOWER	10/12/18	396190–
	50184	BEARING – CAM FOLLOWER	10/12/18	-396189

135. Quantities, 4-inch spacing (5/6/9 Bat): 30 ft. plastic = 428/562/820, 35 ft. plastic = 516/618/0, 40 ft. plastic = 606/0/0, 45 ft. plastic = 638/0/0.  
 Quantities, 6-inch spacing (5/6/9 Bat): 30 ft. plastic = 280/336/504, 35 ft. plastic = 332/399/598, 40 ft. plastic = 384/462/0, 45 ft. plastic = 433/0/0.
136. Quantities (5/6/9 Bat): 30–35 ft. steel and plastic = 5/6/9, 40 ft. steel and plastic = 5/6/0, 45 ft. plastic = 5/0/0.
137. Quantities (5/6/9 Bat): 30–35 ft. steel and plastic = 10/12/18, 40 ft. steel and plastic = 10/12/0, 45 ft. plastic = 10/0/0.
138. Quantities (5/6/9 Bat): 30 ft. steel and plastic = 15/18/27, 35 ft. steel and plastic = 15/17/27, 40 ft. steel and plastic = 15/18/0, 45 ft. plastic = 15/0/0.
139. Includes two bearings (MD #273347), cam follower bearing (MD #273524), and two retaining rings. For 2020 and prior machines, order cam control linkage arm (MD #304955).
140. Includes assembly arm (MD #311615), tine control assembly arm (MD #311617), link stud (MD #304954), and two retaining rings (MD #273536).

PICK-UP REEL – DOUBLE-REEL HEADERS (D130, D135, D140, AND D145)



PICK-UP REEL – DOUBLE-REEL HEADERS (D130, D135, D140, AND D145)

Ref	Part Number	Description	Qty 5/6/9 Bat	Serial Number
19	273536	RING – EXT RETAINING	10/12/18	396190–
	30523	RING – EXT RETAINING	10/12/18	–396189
20	311615	ARM – ASSEMBLY <sup>141</sup>	10/12/18	396190–
	304955	ARM – CAM CONTROL LINKAGE <sup>140</sup>	10/12/18	–396189
21	273536	RING – EXT RETAINING	10/12/18	396190–
	137523	RING – EXT RETAINING	10/12/18	–396189
22	304954	STUD – LINK	10/12/18	396190–
	279700	STUD – LINK (BOX OF 5)	10/12/18	–396189
23	137529	SHIM – CRANK BEARING	10/12/18	
24	137699	WASHER – USS HARD, FLAT 1/2 NOM. I.D. (5 BAT ONLY)	20/0/0	
25	REF	SUPPORT – ENDSHIELD REEL <sup>142</sup>		
26	137092	FINGER – DOUBLE, STEEL <sup>143</sup>		
27	137971	FINGER – DOUBLE, RH REEL TAIL END <sup>144</sup>		
28	137519	FINGER – SINGLE CONCENTRIC, LH OFFSET <sup>145</sup>		
29	137754	FINGER – SINGLE CONCENTRIC, RH OFFSET <sup>146</sup>		
30	164895	FINGER – CAM END (LH REEL)	5/6/9	
31	245083	FINGER – TAIL END (LH REEL) <sup>147</sup>		
32	137532	CHANNEL – CAM DISC	6/6/6	

141. Includes bearing (MD #273347) and retaining ring (MD #273536). For 2020 and prior machines, order cam control linkage arm (MD #304955).

142. Refer to Section [35 Reel Endshield Components, page 117](#).

143. Quantities (5/6/9 Bat): 30 ft. steel = 135/162/243, 35 ft. steel = 156/186/280, 40 ft. steel = 182/219/0.

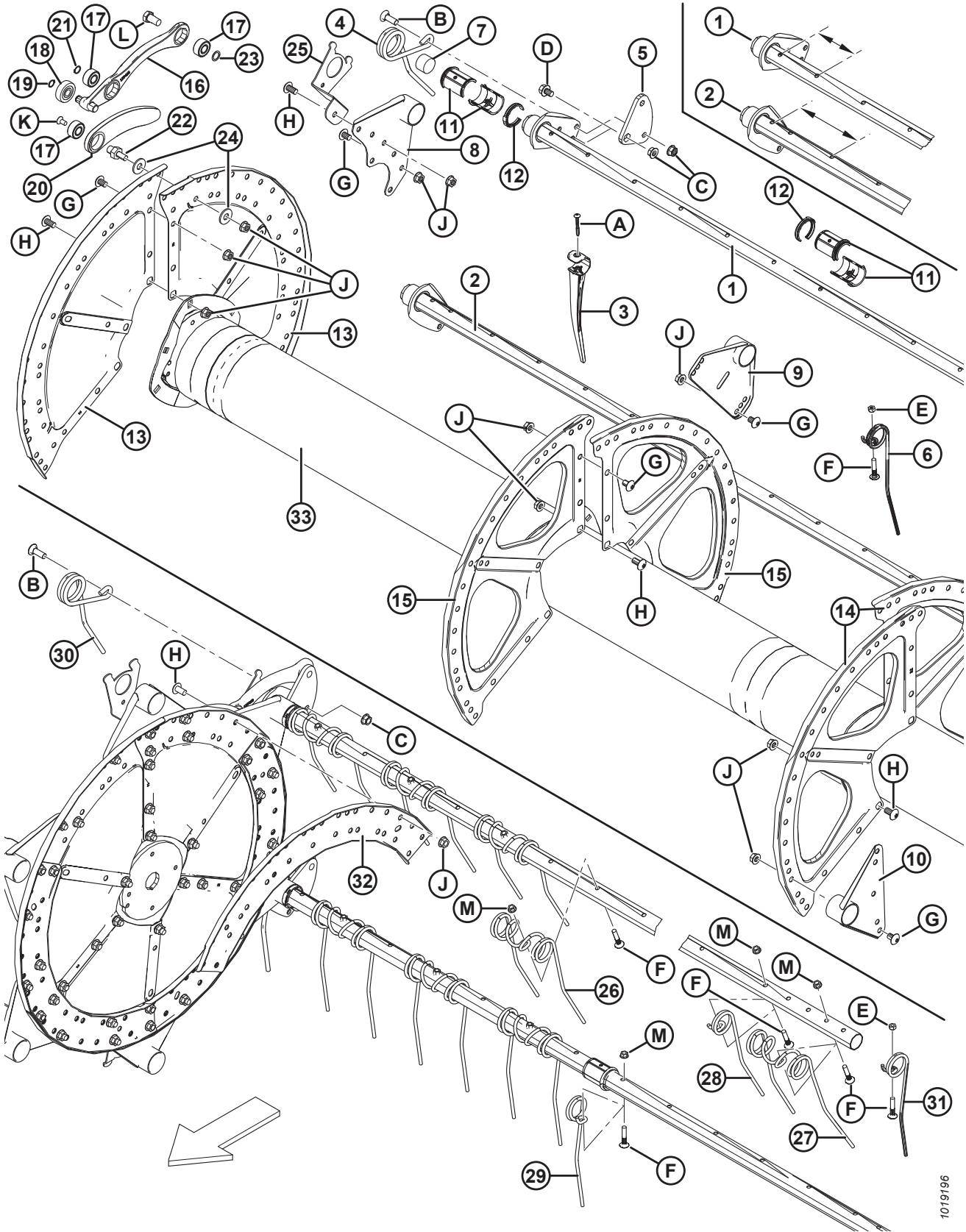
144. Quantities: 30 ft. = 3, 35 ft. = 3. Used on steel-fingered reels only.

145. Quantities (5/6/9 Bat): 30 ft. steel = 5/6/9, 35 ft. steel = 9/12/17, 40 ft. steel = 11/12/0.

146. Quantities (5/6/9 Bat): 30 ft. steel = 4/6/8, 35 ft. steel = 3/3/5, 40 ft. steel = 2/3/0.

147. Quantities (5/6/9 Bat): 30–35 ft. steel and plastic = 5/6/9, 40 ft. steel and plastic = 5/6/0, 45 ft. plastic = 5/0/0.

PICK-UP REEL – DOUBLE-REEL HEADERS (D130, D135, D140, AND D145)



1019196

**PICK-UP REEL – DOUBLE-REEL HEADERS (D130, D135, D140, AND D145)**

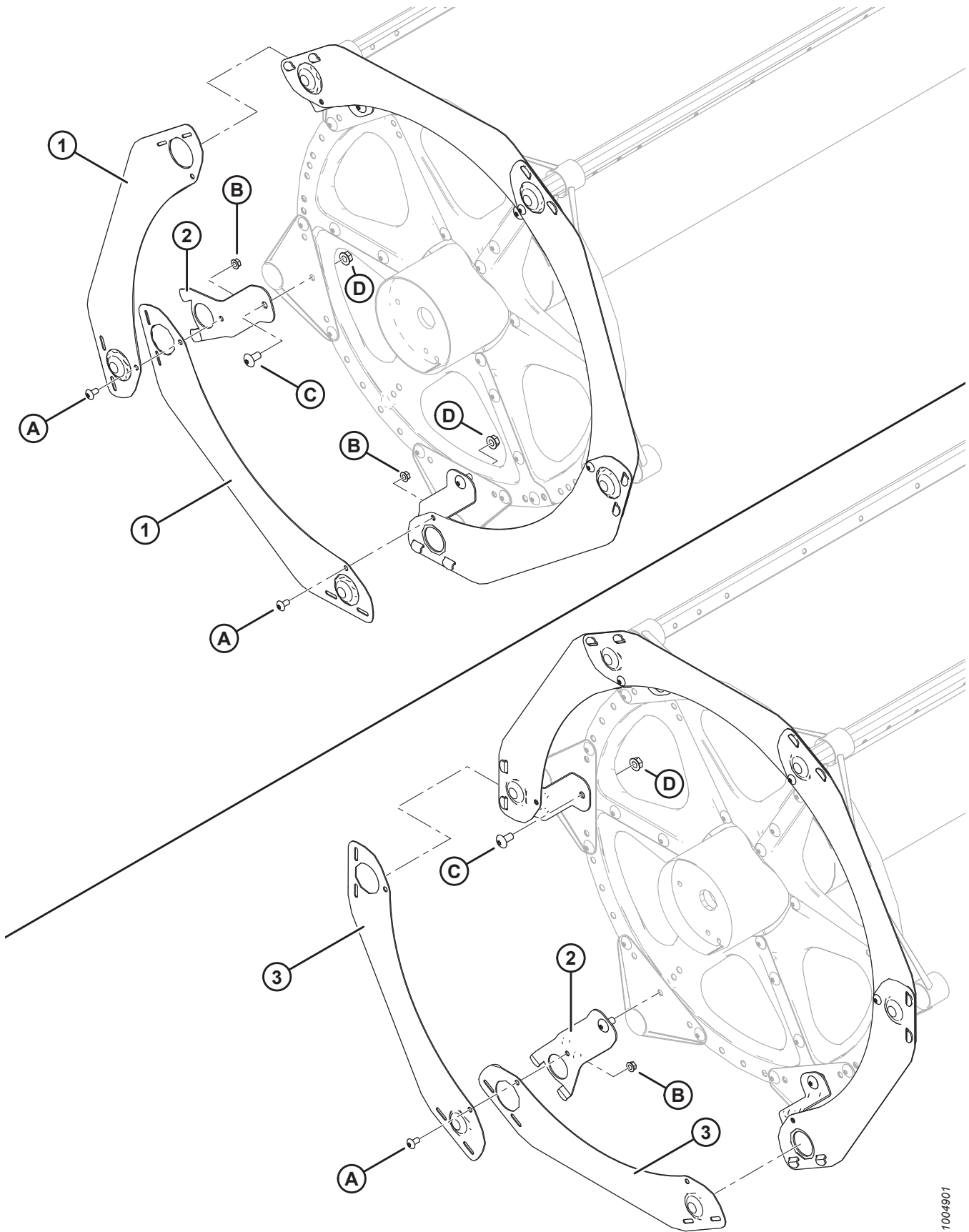
<b>Ref</b>	<b>Part Number</b>	<b>Description</b>	<b>Qty 5/6/9 Bat</b>	<b>Serial Number</b>
33	137910	CENTER TUBE – 30 FT LH, C/W REFLECTORS (3 DISC REEL) <sup>148</sup>	1	
	137913	CENTER TUBE – 30 FT RH, C/W REFLECTORS (3 DISC REEL) <sup>148</sup>	1	
	137915	CENTER TUBE – 35 FT LH, C/W REFLECTORS (3 DISC REEL) <sup>148</sup>	1	
	137916	CENTER TUBE – 35 FT RH, C/W REFLECTORS (3 DISC REEL) <sup>148</sup>	1	
	245272	CENTER TUBE – 35 FT LH, C/W REFLECTORS (4 DISC REEL) <sup>149</sup>	1	
	245273	CENTER TUBE – 35 FT RH, C/W REFLECTORS (4 DISC REEL) <sup>149</sup>	1	
	137917	CENTER TUBE – 40 FT LH, C/W REFLECTORS (3 DISC REEL) <sup>148</sup>	1	
	137918	CENTER TUBE – 40 FT RH, C/W REFLECTORS (3 DISC REEL) <sup>148</sup>	1	
	245276	CENTER TUBE – 40 FT LH, C/W REFLECTORS (4 DISC REEL) <sup>149</sup>	1	
	245277	CENTER TUBE – 40 FT RH, C/W REFLECTORS (4 DISC REEL) <sup>149</sup>	1	
	137968	CENTER TUBE – 45 FT LH, C/W REFLECTORS (3 DISC REEL) <sup>148</sup>	1	
	137969	CENTER TUBE – 45 FT RH, C/W REFLECTORS (3 DISC REEL) <sup>148</sup>	1	
	253514	CENTER TUBE – 45 FT LH, C/W REFLECTORS (4 DISC REEL) <sup>149</sup>	1	
	253515	CENTER TUBE – 45 FT RH, C/W REFLECTORS (4 DISC REEL) <sup>149</sup>	1	
A	252687	SCREW – SET, TORX, 48° DBL HELIX 1/4 X 2-1/4 ZP		
B	21469	BOLT – RHSN 1/2 NC X 1.5 LG GR 5 ZP		
C	21383	NUT – FLANGE .500-13 UNC (SER FACE)		
D	105066	BOLT – HH FLG (SER FACE) 1/2 -NC X 0.75 GR 5		
E	18669	NUT – HEX LOCK DT 3/8-16 UNC ZP		
F	137118	BOLT – BHRN 3/8 NC, C/W RETAINER		
G	105135	SCREW – MACH, TORX TRUSS HEAD, 1/2 X 0.75 IN. LG		
H	105136	SCREW – MACH, TORX TRUSS HEAD, 1/2 X 1.0 IN. LG		
J	50186	NUT – FLG LOCK SM FACE DT 0.500-13 UNC GR 5		
K	113420	BOLT – CSK TORX 3/8 NC X 3/4 LG <sup>150</sup>		-396189
L	105141	BOLT – SHOULDER, 5/8-18 UNF, 30 MM LG, ZP, GR 5		
M	30228	NUT – FLG DT SMOOTH FACE 0.375-16 UNC		

148. 3 disc.

149. 4 disc.

150. Model year 2021 and later machines use retaining ring MD #273536.

# 35 Reel Endshield Components

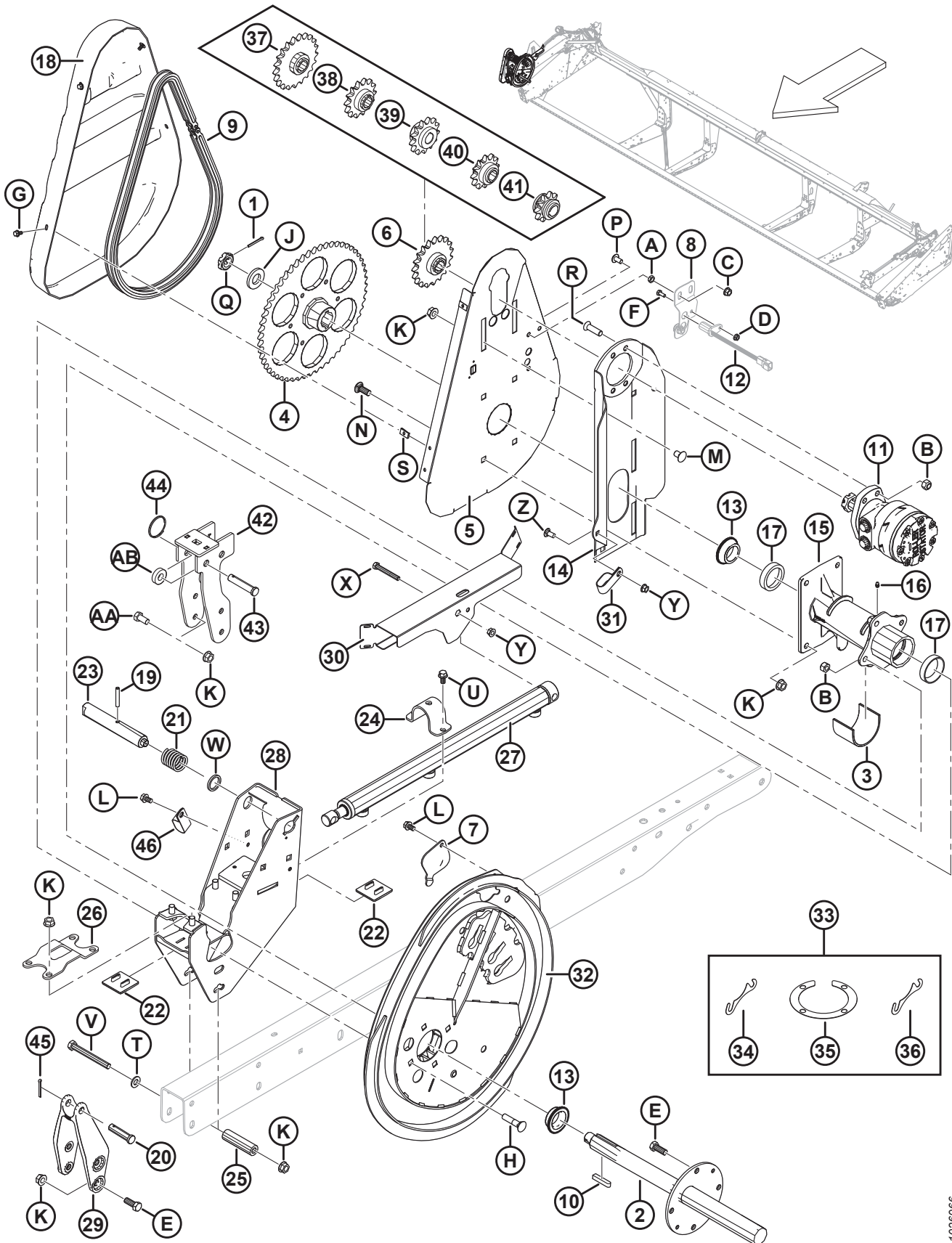


**REEL ENDSHIELD COMPONENTS**

<b>Ref</b>	<b>Part Number</b>	<b>Description</b>	<b>Qty 5/6/9 Bat</b>	<b>Serial Number</b>
1	164754	ENDSHIELD – 5-BAT SEGMENTED, 5-SERIES	5	
2	164958	SUPPORT – ENDSHIELD REEL	5/6/9	
3	164965	ENDSHIELD – 6-BAT SEGMENTED, 5-SERIES	6	
	164967	ENDSHIELD – 9-BAT SEGMENTED, 5-SERIES	9	
A	135157	SCREW – MACHINE, TORX TRUSS HD 3/8 X .75 IN.		
B	30228	NUT – FLG DT SMOOTH FACE 0.375-16 UNC		
C	105136	SCREW – MACHINE, TORX TRUSS HD 1/2 X 1.0 IN.		
D	50186	NUT – FLANGE LOCK SM FACE DT 0.500-13 UNC GR5		



# 36 Reel Components – Single Reel, Right Arm





**REEL COMPONENTS – SINGLE REEL, RIGHT ARM**

Ref	Part Number	Description	Qty	Serial Number
1	18607	PIN – COTTER 5/32 DIA X 1.5 ZP	1	
2	137291	REEL DRIVE SHAFT	1	
3	137315	SLEEVE	1	
4	137347	SPROCKET – MACHINING 56 TOOTH, RC 60	1	
5	137352	SUPPORT – REEL DRIVE BACK PLATE	1	
6	137354	SPROCKET – RC 60, 19 TOOTH	1	
7	137476	COVER – CAM BEARING ACCESS	1	
8	REF	SUPPORT – SWATHER SPEED SENSOR <sup>151</sup>	1	
9	137515	CHAIN – RC-60, 76 PITCHES RIVETED, ENDLESS	1	
10	137721	KEY – REEL DRIVE SHAFT	2	
11	273258	MOTOR – HYD, 15.9 CU.IN. 506 SERIES <sup>152</sup>	1	
	273259	SEAL KIT, MOTOR MD #273258		
	137375	NUT – SLOTTED JAM 1.0-20 UNEF		
	273078	MOTOR – HYD-260 CC, HIGH CAPACITY BEARING <sup>153</sup>	OPT	
	311620	SEAL KIT, MOTOR MD #273078		
	137375	NUT – SLOTTED JAM 1.0-20 UNEF		
12	REF	SENDER – SPEED <sup>151</sup>	1	
13	164213	BEARING – CONE C/W SEAL	2	
14	164750	MOTOR MOUNT WELDT	1	
15	164817	REEL DRIVE HUB C/W BEARING CUPS	1	
16	18671	FITTING – LUBE 1/4-28 UNF	1	
17	164214	BEARING – CUP	2	
18	164955	COVER – REEL DRIVE	1	
19	16681	PIN – SPRING 5/16 DIA X 2.0 LG	1	
20	18725	PIN – CLEVIS	1	
21	137221	SPRING – COMPRESSION	1	
22	137626	PAD – REEL DRIVE WEAR	2	
23	164815	PIN – CAM LATCH	1	
24	164930	CLAMP – FORE AFT	1	
25	164945	SPACER	1	
26	164953	CLAMP – DRIVE HUB	1	
27	164933	CYLINDER – FORE AFT	1	
	113435	SEAL KIT		
28	279979	SUPPORT WELDT – RH CAM	1	
29	164887	CASTING – FORE AFT RH ARM	1	
30	123670	SHIELD – RH SINGLE	1	
31	103738	CLAMP – PVC INSULATED 13/16 IN. TUBE SIZE	1	
32	294634	CAM KIT <sup>154</sup>	1	

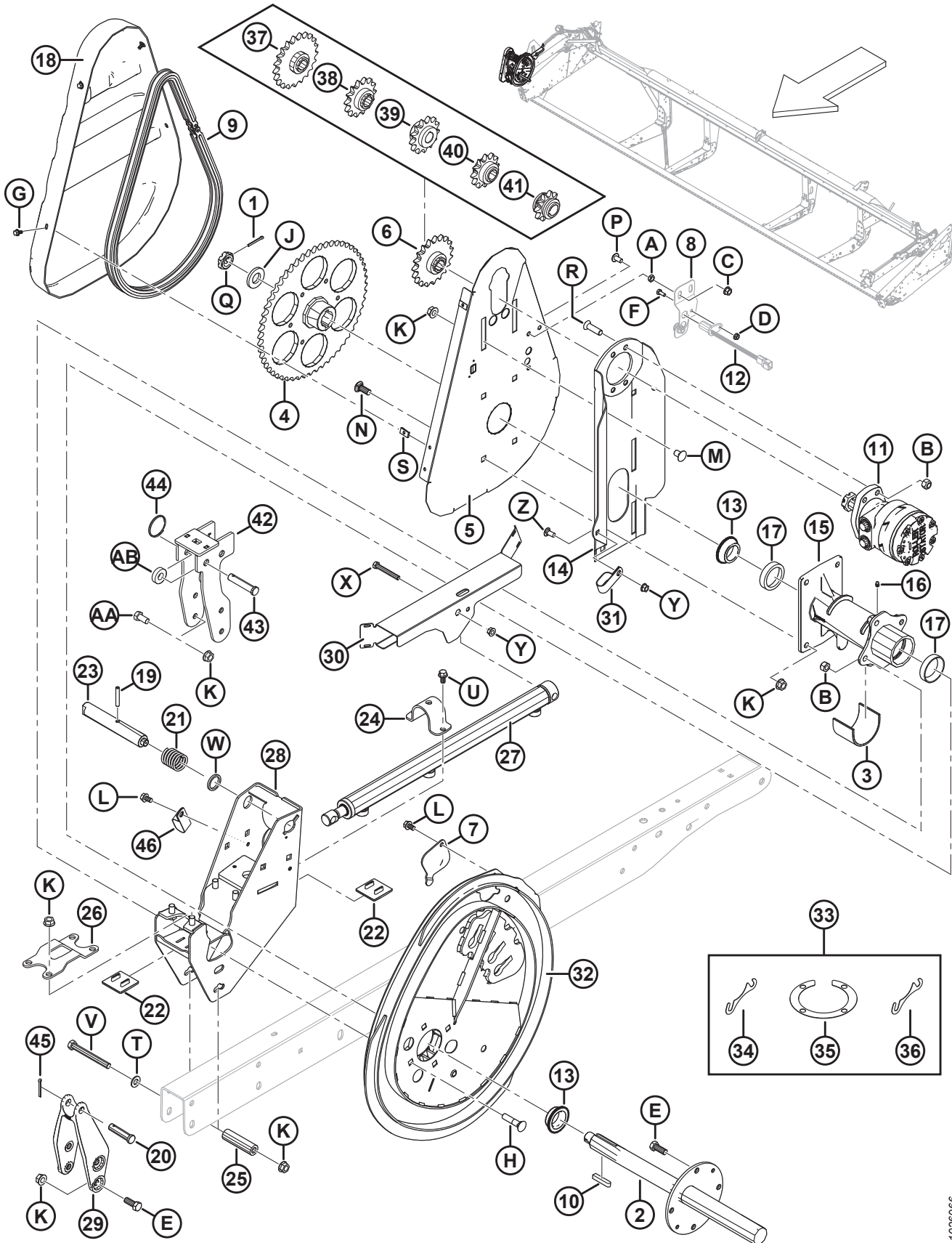
151. Refer to Section *55 (Option) D1 Completion Package for M Series Windrowers – Electrical and Mechanical Components, page 177.*

152. Motor used for regular torque applications. Nut and key supplied with motor (MD #273258). Permissible to service nut with slotted jam nut (MD #137375).

153. Motor used for high torque applications (high capacity bearing). Nut and key supplied with motor (MD #273078). Permissible to service nut with slotted jam nut (MD #137375).

154. Includes cam shim kit (MD #294631).

REEL COMPONENTS – SINGLE REEL, RIGHT ARM



1026966

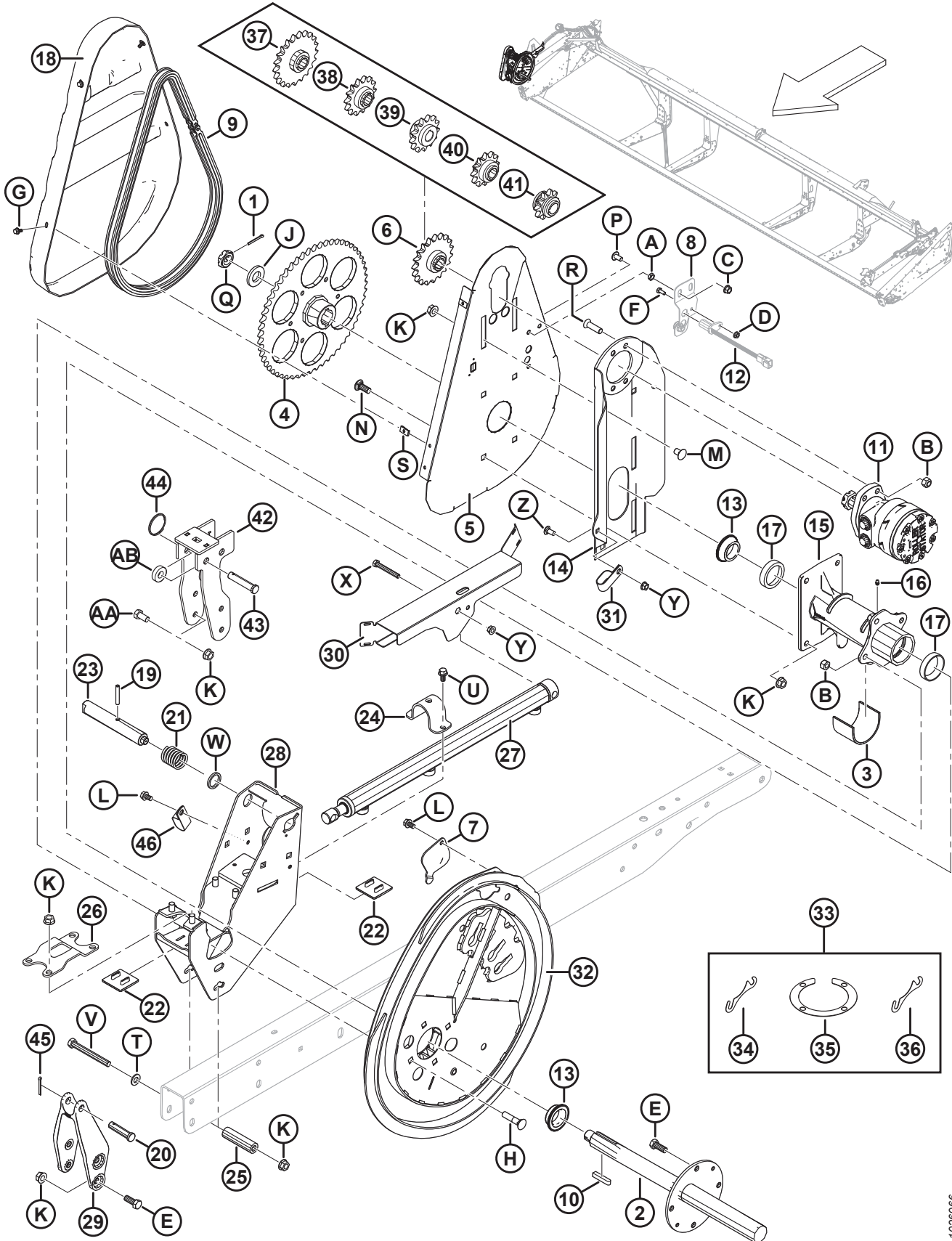
**REEL COMPONENTS – SINGLE REEL, RIGHT ARM**

Ref	Part Number	Description	Qty	Serial Number
33	294631	KIT – CAM SHIM <sup>155</sup>	A/R	
34	137753	SHIM RING – 4 BOLT FLANGE	A/R	
35	164061	SHIM – HUB TO CAM	A/R	
36	245199	SHIM – HUB TO CAM	A/R	
37	137350	SPROCKET – 21 TOOTH, RC 60 <sup>156</sup>	OPT	
38	137356	SPROCKET – 14 TOOTH 3000 PSI (DOWN RICE ONLY) <sup>156</sup>	OPT	
39	164126	SPROCKET – 13 TOOTH, RC 60 <sup>156</sup>	OPT	
40	137970	SPROCKET – 12 TOOTH 2500 PSI (DOWN RICE ONLY) <sup>156</sup>	OPT	
41	137348	SPROCKET – 10 TOOTH 2000 PSI (DOWN RICE ONLY) <sup>156</sup>	OPT	
42	304017	BRACKET – RHS CAM WELDT (EXPORT ONLY)	1	
43	18738	PIN – CLEVIS (EXPORT ONLY)	1	
44	118137	RING (EXPORT ONLY)	1	
45	18648	PIN – COTTER 3/16 DIA X 1.25 ZP	1	
46	50022	CLAMP – INSULATED 15/16 INCH	1	
A	18664	NUT – HEX JAM 3/8-16 UNC GR 5 ZP		
B	18697	NUT – HEX LOCK DT .500-13 UNC		
C	21452	NUT – FLANGE (SER FACE) .375-16 UNC		
D	21455	NUT – FLG (SER FACE) 1/4 NC GR 5 ZP		
E	21491	BOLT – HH 1/2 NC X 1.25 LG GR 5 ZP		
F	21572	BOLT – HEX HD 1/4 NC X 1.25 LG GR 5 ZP		
G	21968	BOLT – HH FLG (SER FACE) 1/4 NC X 0.5 GR 5 ZP		
H	30027	BOLT – RHSSN 1/2 NC X 2.25 LG GR 5 ZP		
J	31774	WASHER – FLAT		
K	50186	NUT – FLANGE LOCK SM FACE DT 0.500-13 UNC GR 5		
L	101898	SCREW – HEX WASH HD THD ROLLING 3/8 NC X 5/8		
M	105069	BOLT – RHSSN 1/2 NC X 0.75 GR 5 ZP		
N	114233	BOLT – RHSSN 1/2 NC X 1.25 GR 5 ZP		
P	135157	SCREW – MACHINE		
Q	137375	NUT – SLOTTED JAM 1.0 IN-20 UNEF-ZN PL		
R	137503	BOLT – CSK SOCK. 1/2 NC X 1.75 GR. 5 ZP		
S	137702	NUT – 1/4-20 SHEET METAL		
T	18599	WASHER – SAE FLAT 17/32 I.D. X 1-1/16 IN. O.D. ZP		
U	21821	BOLT – HH FLG (SER FACE) 3/8 NC X 0.75 GR 5 ZP		
V	30209	BOLT – HH 1/2 NC X 4.5 LG GR 5 ZP		
W	273304	WASHER – CAM LATCH		
X	30035	BOLT – HH 3/8 NC X 2.75 LG GR 5 ZP		
Y	30228	NUT – FLANGE DT SMOOTH FACE 0.375-16 UNC		
Z	21863	BOLT – RHSSN 3/8 NC X 0.75 LG GR 5 ZP		

155. Includes four shims (MD #164061), two shim rings (MD #137753), and shim (MD #245199).

156. High-torque, steel-fingered reels only. Required on combines that have low reel drive pressure.

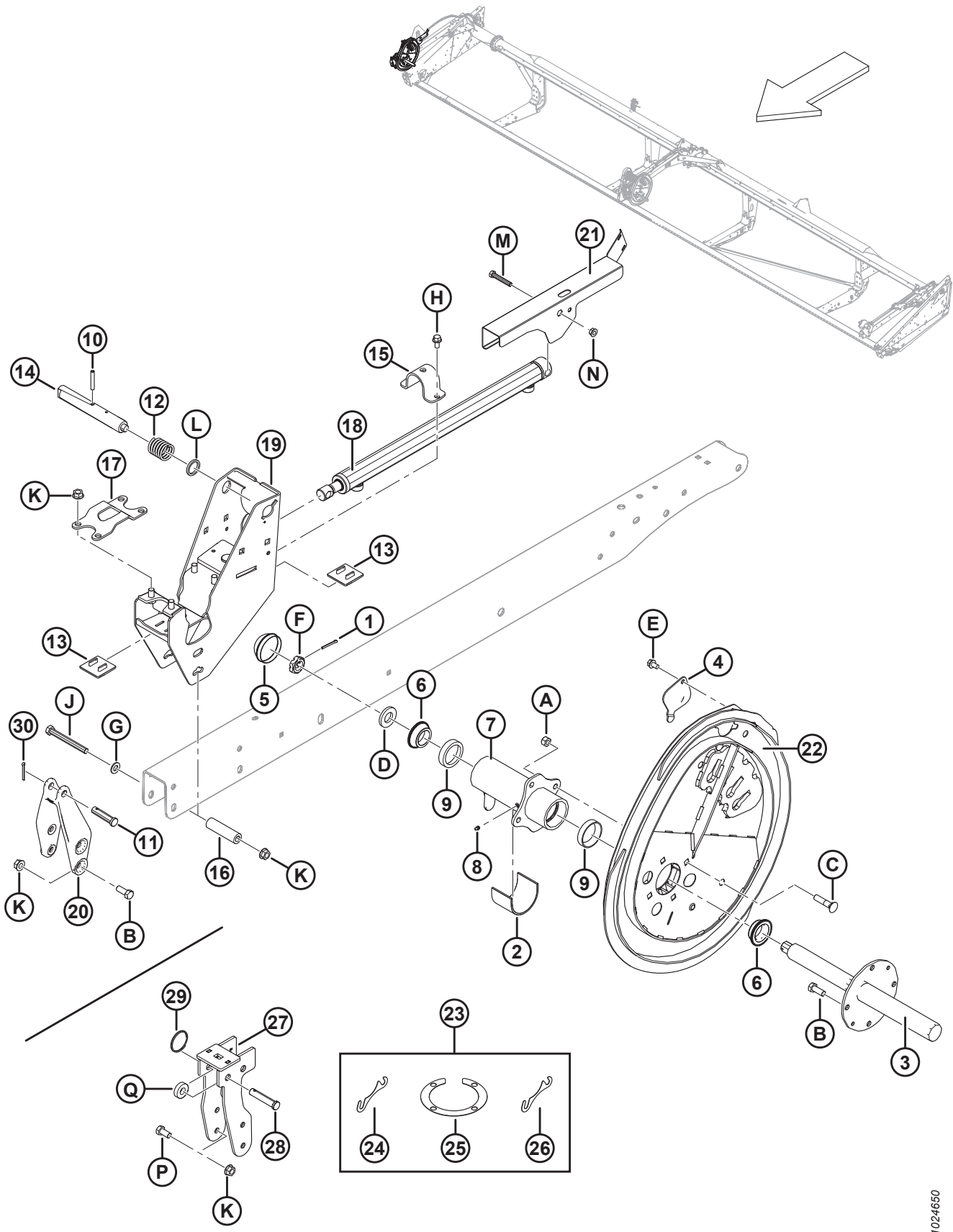
REEL COMPONENTS – SINGLE REEL, RIGHT ARM



REEL COMPONENTS – SINGLE REEL, RIGHT ARM

Ref	Part Number	Description	Qty	Serial Number
AA	21575	BOLT – HH 1/2 NC X 1.0 LG GR 5 ZP		
AB	40915	WASHER – FLAT		

# 37 Reel Components – Double Reel, Right Arm



**REEL COMPONENTS – DOUBLE REEL, RIGHT ARM**

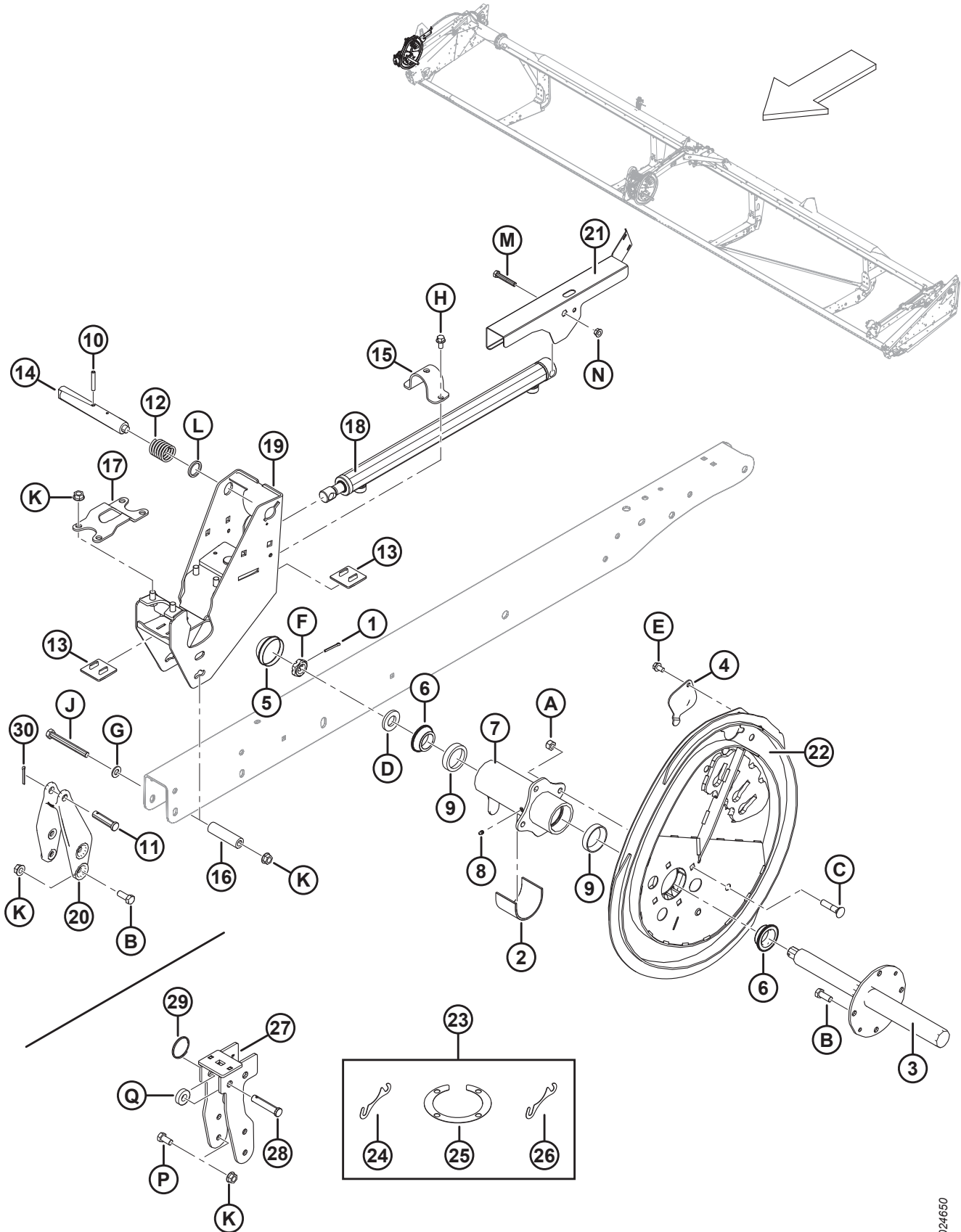
Ref	Part Number	Description	Qty	Serial Number
1	18648	PIN – COTTER 3/16 DIA X 1.25 ZP	1	
2	137315	SLEEVE	1	
3	137451	REEL DRIVE SHAFT RH	1	
4	137476	COVER – CAM BEARING ACCESS	1	
5	140250	CAP – DUST	1	
6	164213	BEARING – CONE C/W SEAL	2	
7	164821	HUB – RH REEL C/W CUPS	1	
8	18671	FITTING – LUBE 1/4-28 UNF	1	
9	164214	BEARING – CUP	2	
10	16681	PIN – SPRING 5/16 DIA X 2.0 LG	1	
11	18725	PIN – CLEVIS	1	
12	137221	SPRING – COMPRESSION	1	
13	137626	PAD – REEL DRIVE WEAR	2	
14	137456	PIN – CAM LATCH	1	
15	164930	CLAMP – FORE AFT	1	
16	164945	SPACER	1	
17	164953	CLAMP – DRIVE HUB	1	
18	164933	CYLINDER – FORE AFT	1	
	113435	SEAL KIT		
19	279979	SUPPORT WELDT – RH CAM	1	
20	164887	CASTING – FORE AFT RH ARM	1	
21	123627	SHIELD – RH DUAL (RH ARM ON RH REEL)	1	
22	294634	CAM KIT <sup>157</sup>	1	
23	294631	KIT – CAM SHIM <sup>158</sup>	A/R	
24	164061	SHIM – HUB TO CAM (1.2 MM)	A/R	
25	137753	SHIM RING – 4 BOLT FLANGE	A/R	
26	245199	SHIM – HUB TO CAM (0.6 MM)	A/R	
27	304017	BRACKET – RHS CAM WELDT (EXPORT ONLY)	1	
28	18624	PIN – CLEVIS (EXPORT ONLY)	1	
29	118137	RING (EXPORT ONLY)	1	
30	18648	PIN – COTTER 3/16 DIA X 1.25 ZP	1	
A	18697	NUT – HEX LOCK DT .500-13 UNC		
B	21491	BOLT – HH 1/2 NC X 1.25 LG GR 5 ZP		
C	30027	BOLT – RHSN 1/2 NC X 2.25 LG GR 5 ZP		
D	31774	WASHER – FLAT		
E	101898	SCREW – HEX WASH HD THD ROLLING 3/8 NC X 5/8		
F	137375	NUT – SLOTTED JAM 1.0 IN.-20 UNEF-ZN PL		
G	18599	WASHER – SAE FLAT 17/32 I.D. X 1-1/16 IN. O.D. ZP		
H	21821	BOLT – HH FLG (SER FACE) 3/8 NC X 0.75 GR 5 ZP		
J	30209	BOLT – HH 1/2 NC X 4.5 LG GR 5 ZP		

157. Includes cam shim kit (MD #294631).

158. Includes four shims (MD #164061), two shim rings (MD #137753), and shim (MD #245199).



REEL COMPONENTS – DOUBLE REEL, RIGHT ARM



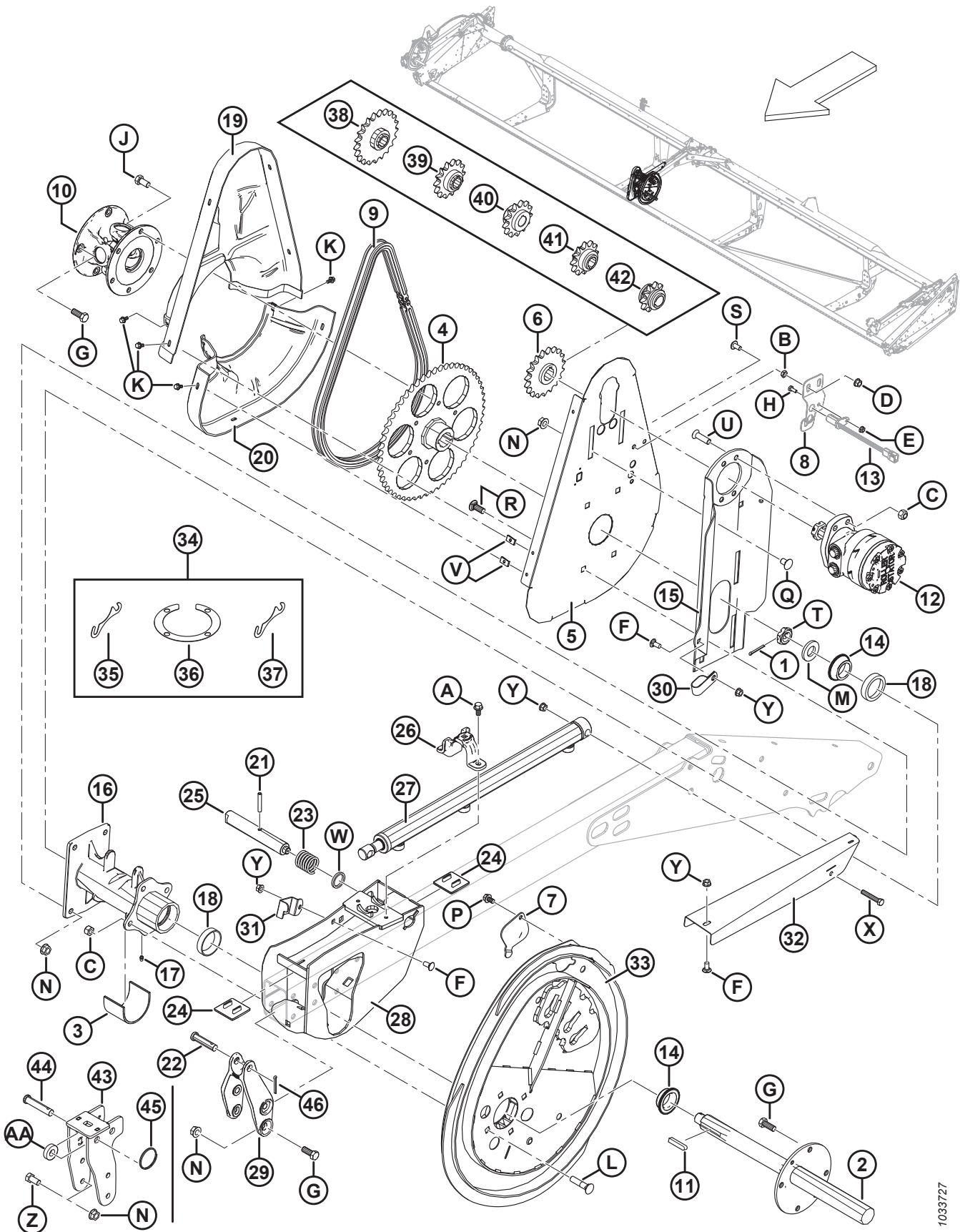
1024650



**REEL COMPONENTS – DOUBLE REEL, RIGHT ARM**

<b>Ref</b>	<b>Part Number</b>	<b>Description</b>	<b>Qty</b>	<b>Serial Number</b>
K	50186	NUT – FLANGE LOCK SM FACE DT 0.500-13 UNC GR 5		
L	273304	WASHER – CAM LATCH		
M	20055	BOLT – HH 3/8 NC X 2.25 LG GR 5 ZP		
N	30228	NUT – FLANGE DT SMOOTH FACE 0.375-16 UNC		
P	21575	BOLT – HH 1/2 NC X 1.0 LG GR 5 ZP		
Q	40915	WASHER – FLAT		

# 38 Reel Components – Double Reel, Center Arm



1033727

**REEL COMPONENTS – DOUBLE REEL, CENTER ARM**

Ref	Part Number	Description	Qty	Serial Number
1	18648	PIN – COTTER 3/16 DIA X 1.25 ZP	1	
2	137291	REEL DRIVE SHAFT	1	
3	137315	SLEEVE	1	
4	137347	SPROCKET – MACHINING 56 TOOTH, RC 60	1	
	164141	SPROCKET – MACHINING 48 TOOTH, RC 60 <sup>159</sup>	1	
5	137352	SUPPORT – REEL DRIVE BACK PLATE	1	
6	137354	SPROCKET – RC 60 19 TOOTH	1	
7	137476	COVER – CAM BEARING ACCESS	1	
8	REF	SUPPORT – SWATHER SPEED SENSOR <sup>160</sup>	1	
9	137515	CHAIN – RC-60, 76 PITCHES RIVETED, ENDLESS	1	
	164109	CHAIN – RC-60, 70 PITCHES RIVETED, ENDLESS <sup>159</sup>	1	
10	137691	REEL DRIVE U JOINT	1	
	137825	CROSS JOURNAL ASSEMBLY		
	137826	YOKE – FLANGE, 4 BOLT		
	137827	YOKE – FLANGE, 6 BOLT		
11	137721	KEY – REEL DRIVE SHAFT	2	
12	273258	MOTOR – HYD, 15.9 CU.IN. 506 SERIES <sup>161</sup>	1	
	273259	SEAL KIT, MOTOR MD #273258		
	137375	NUT – SLOTTED JAM 1.0-20 UNEF		
	273078	MOTOR – HYD-260 CC, HIGH CAPACITY BEARING <sup>162</sup>	OPT	
	311620	SEAL KIT, MOTOR MD #273078		
	137375	NUT – SLOTTED JAM 1.0-20 UNEF		
13	REF	SENDER – SPEED <sup>160</sup>	1	
14	164213	BEARING – CONE C/W SEAL	2	
15	164750	MOTOR MOUNT WELDT	1	
16	164817	REEL DRIVE HUB – C/W BEARING CUPS	1	
17	18671	FITTING – LUBE 1/4-28 UNF	1	
18	164214	BEARING – CUP	2	
19	164947	SHIELD – REEL DRIVE TOP HALF	1	
20	164948	SHIELD – LOWER DUAL REEL DRIVE	1	
21	16681	PIN – SPRING 5/16 DIA X 2.0 LG	1	
22	18725	PIN – CLEVIS	1	
23	137221	SPRING – COMPRESSION	1	
24	137626	PAD – REEL DRIVE WEAR	2	
25	164815	PIN – CAM LATCH	1	
26	164855	CASTING – CLAMP FORE AFT CYLINDER	1	
27	164933	CYLINDER – FORE AFT	1	
	113435	SEAL KIT		

159. Double-reel, high-torque, high-speed reels only.

160. Refer to Section *55 (Option) D1 Completion Package for M Series Windrowers – Electrical and Mechanical Components, page 177.*

161. Motor used for regular torque applications. Nut and key supplied with motor (MD #273258). Permissible to service nut with slotted jam nut (MD #137375).

162. Motor used for high torque applications (high capacity bearing). Nut and key supplied with motor (MD #273078). Permissible to service nut with slotted jam nut (MD #137375).



**REEL COMPONENTS – DOUBLE REEL, CENTER ARM**

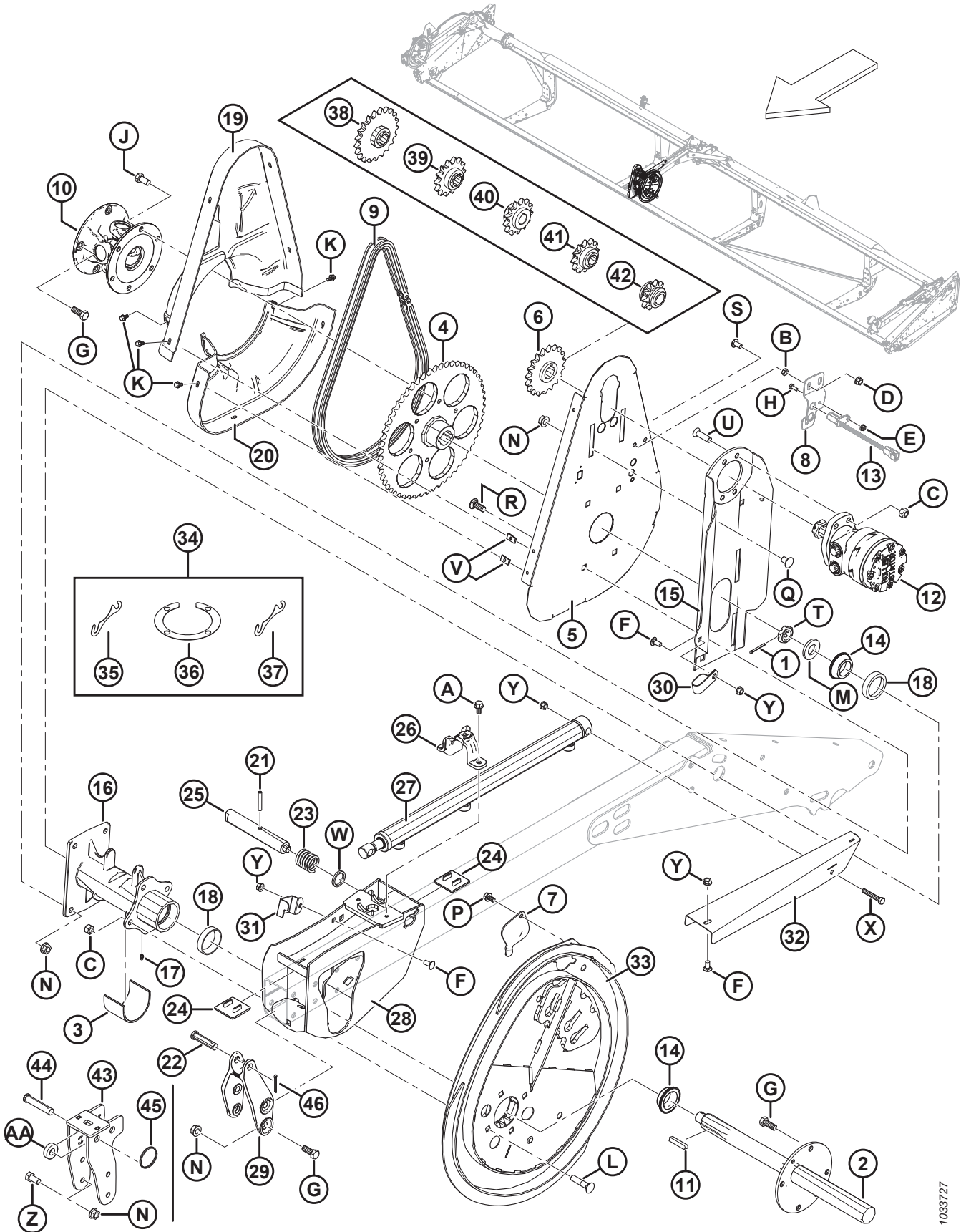
Ref	Part Number	Description	Qty	Serial Number
28	253092	SUPPORT WELDT – DR DRIVE	1	
29	164885	CASTING – FORE AFT CENTER ARM	1	
30	103738	CLAMP – PVC INSULATED 13/16 IN. TUBE SIZE	1	
31	164858	RETAINER – HOSE	1	
32	294065	SHIELD – FORE AFT HOSES DUAL REEL DRIVE	1	
33	294634	CAM KIT <sup>163</sup>	1	
34	294631	KIT – CAM SHIM <sup>164</sup>	A/R	
35	164061	SHIM – HUB TO CAM (1.2 MM)	A/R	
36	137753	SHIM RING – 4 BOLT FLANGE	A/R	
37	245199	SHIM – HUB TO CAM (0.6 MM)	A/R	
38	137350	SPROCKET – 21 TOOTH, RC 60 <sup>165</sup>	OPT	
39	137356	SPROCKET – 14 TOOTH, 3000 PSI (DOWN RICE ONLY) <sup>165</sup>	OPT	
40	164126	SPROCKET – 13 TOOTH, RC 60 <sup>165</sup>	OPT	
41	137970	SPROCKET – 12 TOOTH, 2500 PSI (DOWN RICE ONLY) <sup>165</sup>	OPT	
42	137348	SPROCKET – 10 TOOTH, 2000 PSI (DOWN RICE ONLY) <sup>165</sup>	OPT	
43	304018	BRACKET – CTR CAM WELDT (EXPORT ONLY)	1	
44	18624	PIN – CLEVIS (EXPORT ONLY)	1	
45	118137	RING (EXPORT ONLY)	1	
46	18648	PIN – COTTER 3/16 DIA X 1.25 ZP	1	
A	21821	BOLT – HH FLG (SER FACE) 3/8 NC X 0.75 GR 5 ZP		
B	18664	NUT – HEX JAM 3/8-16 UNC GR 5 ZP		
C	18697	NUT – HEX LOCK DT .500-13 UNC		
D	21452	NUT – FLANGE (SER FACE) .375-16 UNC		
E	21455	NUT – FLG (SER FACE) 1/4 NC GR 5 ZP		
F	21863	BOLT – RHSSN 3/8 NC X 0.75 LG GR 5 ZP		
G	21491	BOLT – HH 1/2 NC X 1.25 LG GR 5 ZP		
H	21572	BOLT – HEX HD 1/4 NC X 1.25 LG GR 5 ZP		
J	21575	BOLT – HH 1/2 NC X 1.0 LG GR 5 ZP		
K	21968	BOLT – HH FLG (SER FACE) 1/4 NC X 0.5 GR 5 ZP		
L	30027	BOLT – RHSN 1/2 NC X 2.25 LG GR 5 ZP		
M	31774	WASHER – FLAT		
N	50186	NUT – FLANGE LOCK SM FACE DT 0.500-13 UNC GR 5		
P	101898	SCREW – HEX WASH HD THD ROLLING 3/8 NC X 5/8		
Q	105069	BOLT – RHSSN 1/2 NC X 0.75 GR 5 ZP		
R	114233	BOLT – RHSSN 1/2 NC X 1.25 GR 5 ZP		
S	135157	SCREW – MACHINE, TORX TRUSS HEAD, 3/8 IN., .75 IN LG		
T	137375	NUT – SLOTTED JAM 1.0 IN-20 UNEF-ZN PL		
U	137503	BOLT – CSK SOCK. 1/2 NC X 1.75 GR. 5 ZP		

163. Includes cam shim kit (MD #294631).

164. Includes four shims (MD #164061), two shim rings (MD #137753), and shim (MD #245199).

165. High-torque, steel-fingered reels only. Required on combines that have low reel drive pressure.

REEL COMPONENTS – DOUBLE REEL, CENTER ARM



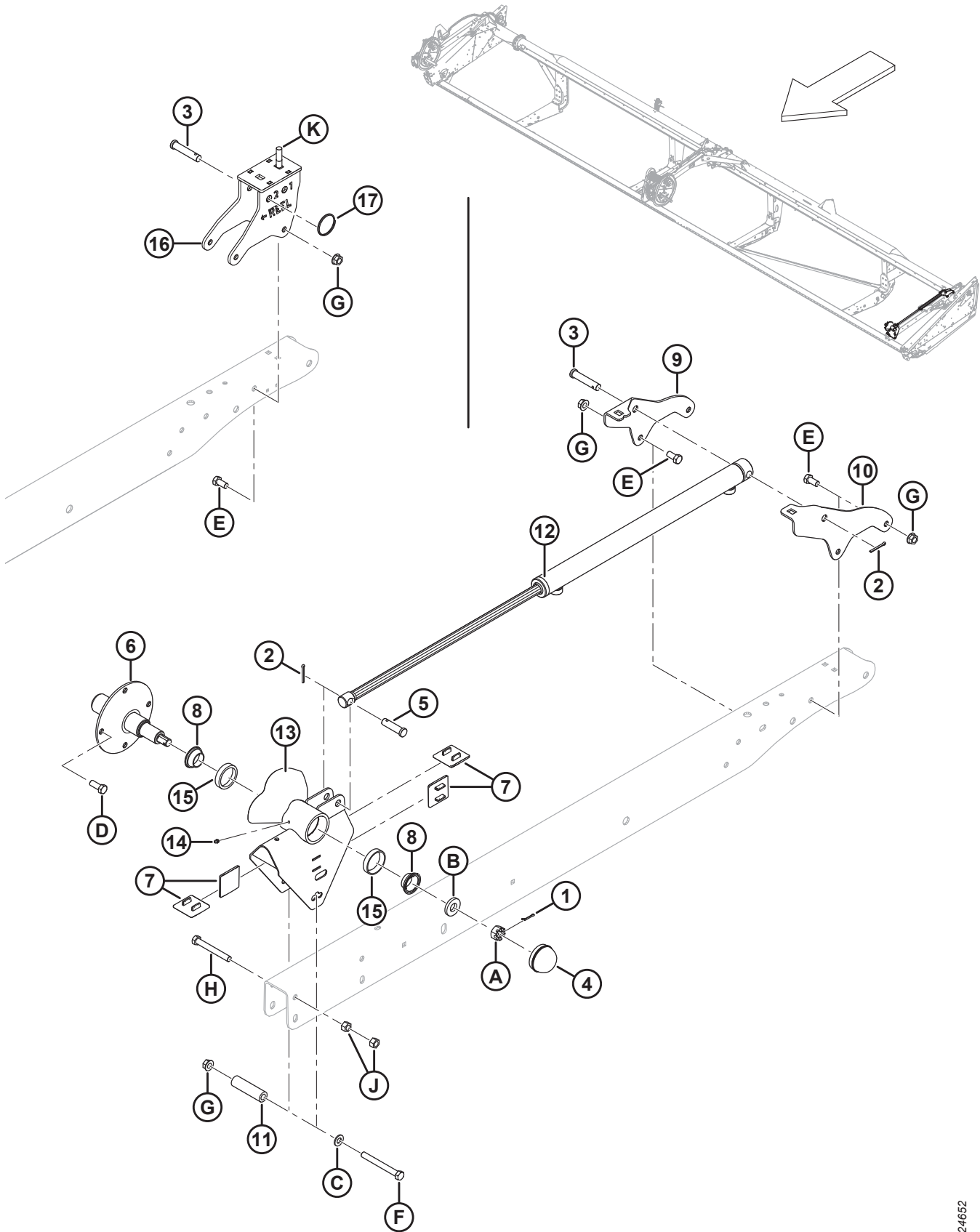
1033727

**REEL COMPONENTS – DOUBLE REEL, CENTER ARM**

<b>Ref</b>	<b>Part Number</b>	<b>Description</b>	<b>Qty</b>	<b>Serial Number</b>
V	137702	NUT – 1/4-20 SHEET METAL		
W	273304	WASHER – CAM LATCH		
X	20055	BOLT – HH 3/8 NC X 2.25 LG GR 5 ZP		
Y	30228	NUT – FLANGE DT SMOOTH FACE 0.375-16 UNC		
Z	21575	BOLT – HH 1/2 NC X 1.0 LG GR 5 ZP		
AA	40915	WASHER – FLAT		



# 39 Reel Components – Single/Double Reel, Left Arm

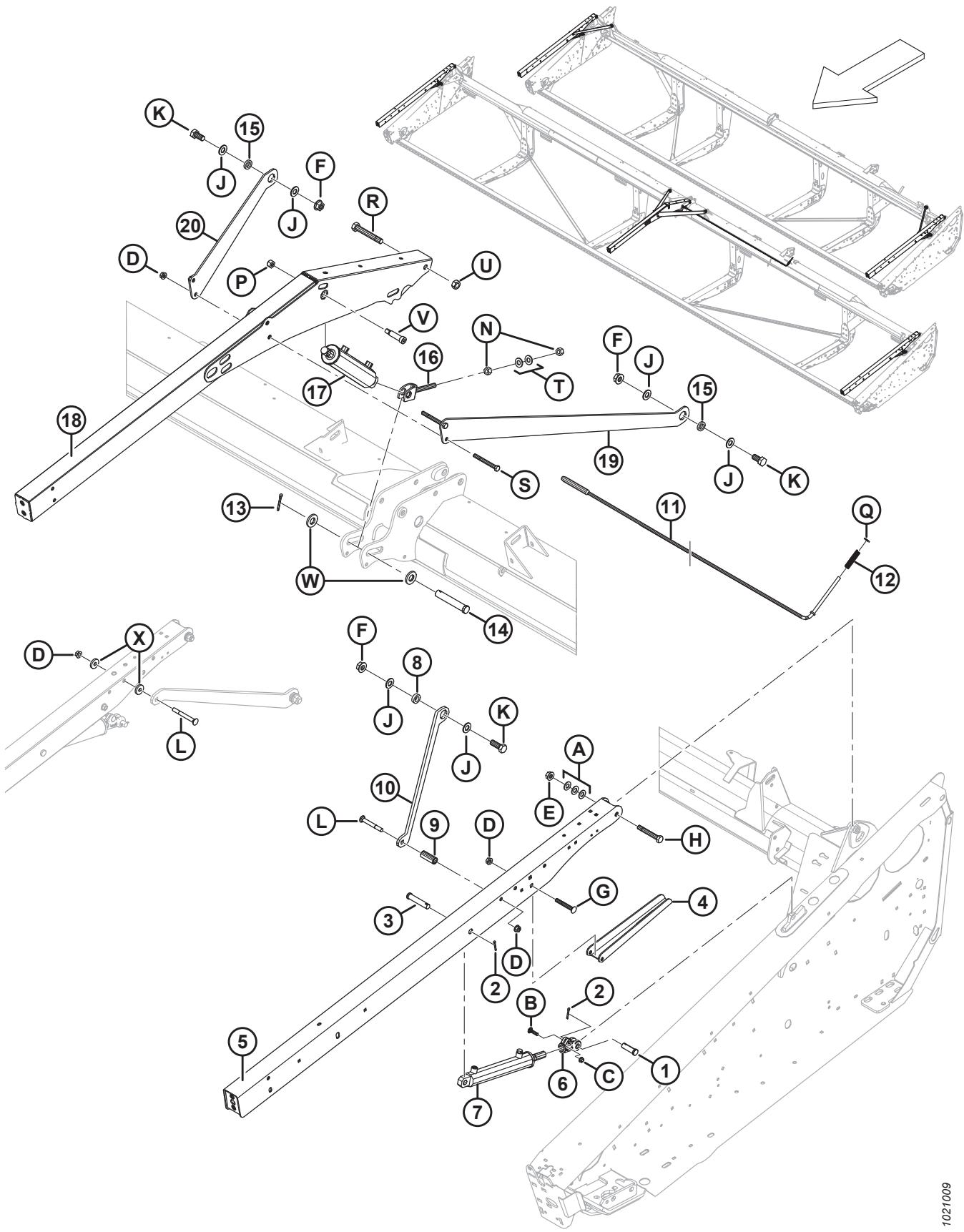




**REEL COMPONENTS – SINGLE/DOUBLE REEL, LEFT ARM**

<b>Ref</b>	<b>Part Number</b>	<b>Description</b>	<b>Qty</b>	<b>Serial Number</b>
1	18605	PIN – COTTER 1/8 DIA X 1 ZP	1	
2	18648	PIN – COTTER 3/16 DIA X 1.25 ZP	2	
3	18624	PIN – CLEVIS	1	
4	30520	CAP – DUST	1	
5	103879	PIN – CLEVIS	1	
6	105364	SHAFT – TAIL END	1	
7	137626	PAD – REEL DRIVE WEAR	4	
8	164216	BEARING – CONE C/W SEAL	2	
9	164780	SUPPORT – FORE/AFT LH ARM, INBOARD SIDE	1	
10	164781	SUPPORT – FORE/AFT LH ARM, OUTBOARD SIDE	1	
11	164945	SPACER	1	
12	164934	CYLINDER – FORE AFT	1	
	113435	SEAL KIT		
13	253290	SUPPORT – TAIL C/W CUPS	1	
14	18671	FITTING – LUBE 1/4-28 UNF	1	
15	164215	BEARING – CUP ROLLER	2	
16	304019	BRACKET – LHS CAM WELDT (EXPORT ONLY)	1	
17	118137	RING (EXPORT ONLY)	1	
A	5512	NUT – HEX SLOTTED .750-16 UNF ZN PL		
B	16235	WASHER – FLAT		
C	18599	WASHER – SAE FLAT 17/32 I.D. X 1-1/16 IN. O.D. ZP		
D	21491	BOLT – HH 1/2 NC X 1.25 LG GR 5 ZP		
E	21575	BOLT – HH 1/2 NC X 1.0 LG GR 5 ZP		
F	30209	BOLT – HH 1/2 NC X 4.5 LG GR 5 ZP		
G	50186	NUT – FLANGE LOCK SM FACE DT 0.500-13 UNC GR 5		
H	21589	BOLT – HH 1/2 NC X 4.0 LG GR 5 ZP		
J	18591	NUT – HEX 1/2-13 UNC GR 5 ZP		
K	30027	BOLT – RHSN 1/2 NC X 2.25 LG GR 5 ZP		

# 40 Reel Support Arms and Lift Cylinders



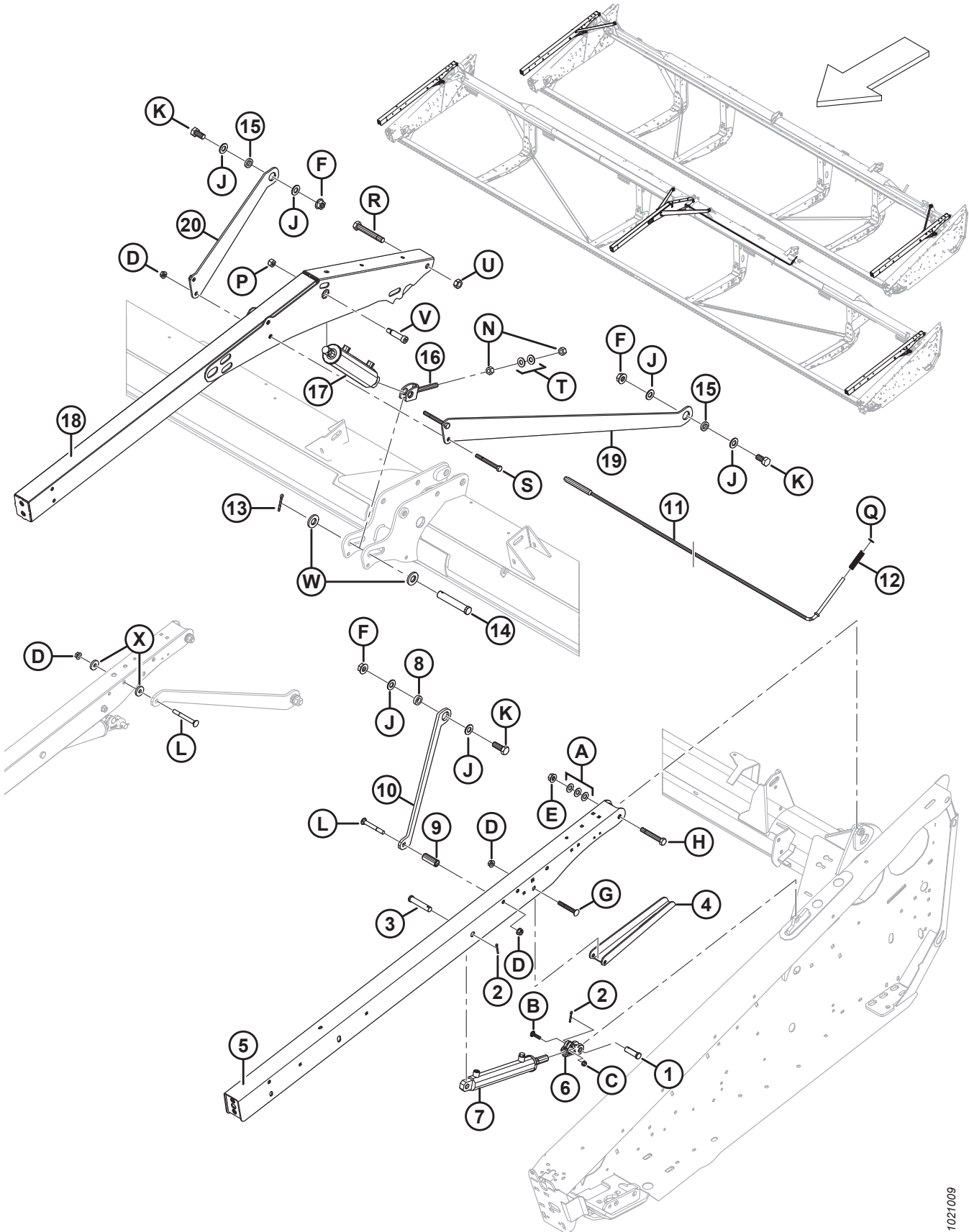
**REEL SUPPORT ARMS AND LIFT CYLINDERS**

Ref	Part Number	Description	Qty	Serial Number
1	18626	PIN – CLEVIS	2	
2	18648	PIN – COTTER 3/16 DIA X 1.25 ZP	4	
3	20312	PIN – CLEVIS	2	
4	304222	SUPPORT – REEL PROP	2	
5	255282	ARM – OUTER C/W DECALS <sup>166</sup>	2	<b>-451189</b>
	<b>335966</b>	<b>ARM – OUTER C/W DECALS</b> <sup>167</sup>	<b>2</b>	<b>451190-</b>
	255788	ARM – OUTER C/W DECALS (EXPORT ONLY) <sup>166</sup>	2	<b>-451189</b>
	<b>335967</b>	<b>ARM – OUTER C/W DECALS (EXPORT ONLY)</b> <sup>167</sup>	<b>2</b>	<b>451190-</b>
6	304314	CLEVIS	2	
7	245992	CYLINDER – LH HYDRAULIC	1	
	132474	SEAL KIT		
	245993	CYLINDER – RH HYDRAULIC	1	
	132475	SEAL KIT		
8	172158	SPACER – DIAGONAL BRACE (SINGLE REEL ONLY)	2	
9	174333	SPACER (SINGLE REEL ONLY)	2	
10	172155	BRACE – DIAGONAL (SINGLE REEL ONLY)	2	
	255831	BRACE – DIAGONAL SHORT (EXPORT SINGLE REEL ONLY)	2	
11	304228	ROD – CENTER PROP WELDT (DOUBLE REEL ONLY)	1	
12	18349	SPRING – COMPRESSION (DOUBLE REEL ONLY)	1	
13	18609	PIN – COTTER 1/4 DIA X 2 ZP (DOUBLE REEL ONLY)	1	
14	49341	PIN – CLEVIS (DOUBLE REEL ONLY)	1	
15	145461	SPACER – DIAGONAL BRACE (DOUBLE REEL ONLY)	2	
16	253412	CLEVIS WELDT (DOUBLE REEL ONLY)	1	
17	245671	CYLINDER – HYD, CENTER ARM (DOUBLE REEL ONLY)	1	
	132476	SEAL KIT		
18	164773	ARM – CENTER WELDMENT (DOUBLE REEL ONLY)	1	
19	125435	BRACE – LH REEL ARM (DOUBLE REEL ONLY)	1	
	164825	BRACE – SHORT RH (EXPORT DOUBLE REEL ONLY)	1	
20	125433	BRACE – RH REEL ARM (DOUBLE REEL ONLY)	1	
	164800	BRACE – SHORT LH (EXPORT DOUBLE REEL ONLY)	1	
A	18600	WASHER – SAE FLAT 21/32 ID X 1 5/16 IN OD ZP		
B	21484	BOLT – RHSN 3/8-16 X 1.5-GR5-ZP		
C	30228	NUT – FLANGE DT SMOOTH FACE 0.375-16 UNC		
D	50186	NUT – FLANGE LOCK SM FACE DT 0.500-13 UNC GR5		
E	50225	NUT – FLANGE DT SMOOTH FACE .625-11 UNC		
F	135367	NUT – FLANGE DT SMTH FACE 0.75-10 UNC GR. G		
G	151192	BOLT – RHSSN 1/2 NC X 3.5 LG GR 5 ZP		
H	172922	BOLT – HH 5/8 NC X 4.125 LG GR 5 ZP		
J	176009	WASHER – NORDLOCK 3/4 IN. SP		

166. Includes decals (MD #131393, 174632).

167. Includes decals (MD #335965, 174632).

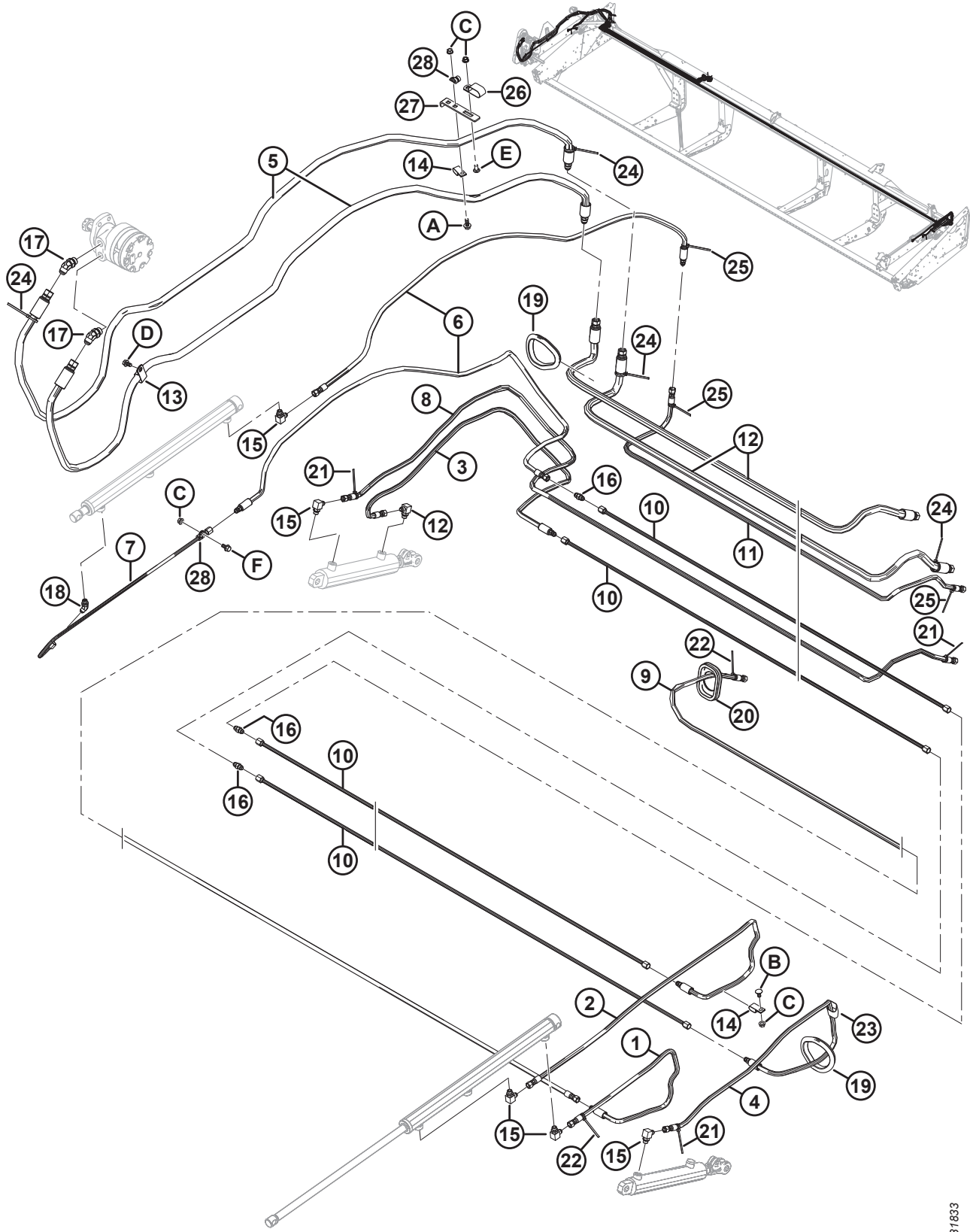
# REEL SUPPORT ARMS AND LIFT CYLINDERS



**REEL SUPPORT ARMS AND LIFT CYLINDERS**

<b>Ref</b>	<b>Part Number</b>	<b>Description</b>	<b>Qty</b>	<b>Serial Number</b>
K	30512	BOLT – HEX HD 3/4-10 X 2.0 GR5-AA1J (SINGLE REEL ONLY)		
L	30824	BOLT – RHSN 1/2 NC X 4.0 LG GR 5 ZP (SINGLE REEL ONLY)		
	129847	BOLT – RHSN 1/2 NC X 4.5 LG GR 5 ZP (EXPORT SINGLE REEL ONLY)		
N	18592	NUT – HEX 5/8-11 UNC GR 5 ZP (DOUBLE REEL ONLY)		
P	18666	NUT – HEX LOCK DT 5/8-11 UNC ZP (DOUBLE REEL ONLY)		
Q	18688	WASHER – SAE FLAT 0.47 IN. ID X 0.92 IN OD ZP (DOUBLE REEL ONLY)		
R	30549	BOLT – HEX HD 3/4-10 X 5.5 GR5-AA1J (DOUBLE REEL ONLY)		
S	30209	BOLT – HH 1/2 NC X 4.5 LG GR 5 ZP (DOUBLE REEL ONLY)		
T	30441	WASHER – HARDENED (DOUBLE REEL ONLY)		
U	102636	NUT – HEX DT .750-10 UNC SIDE LOCK (DOUBLE REEL ONLY)		
V	135737	BOLT – SHOULDER SOCKET HEAD-3/4 X 2.25 LG (DOUBLE REEL ONLY)		
W	174858	WASHER – FLAT (DOUBLE REEL ONLY)		
X	18770	WASHER – FLAT (EXPORT SINGLE REEL ONLY)		

# 41 Reel Drive Hydraulics – Lift and Fore-Aft – Single Reel (D115, D120, D125, D130, and D135)



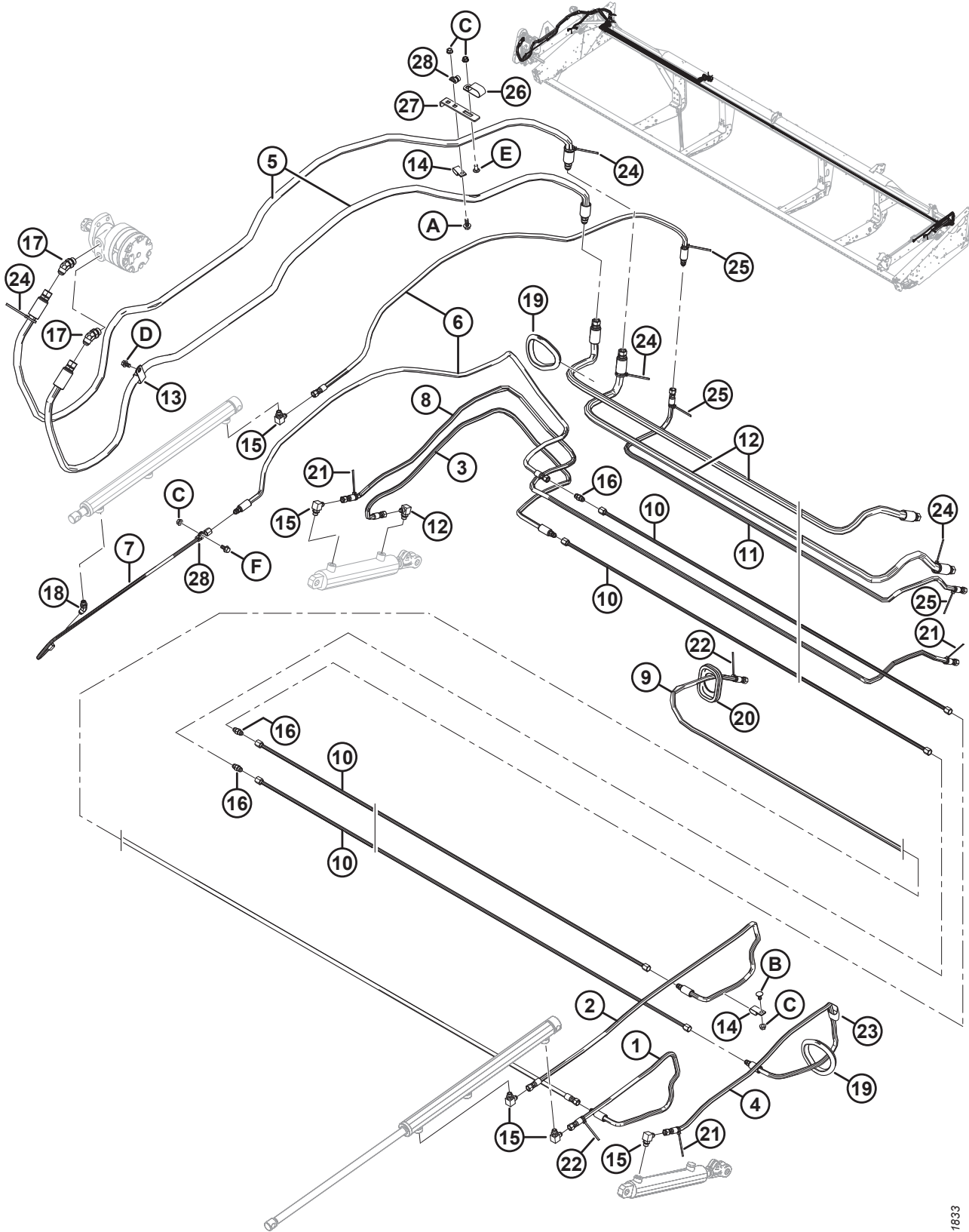
1031833

**REEL DRIVE HYDRAULICS – LIFT AND FORE-AFT – SINGLE REEL (D115, D120, D125, D130, AND D135)**

Ref	Part Number	Description	Qty	Serial Number
1	106708	HOSE – HYD, 0.25 IN ID, 970 MM LG	1	
2	132911	HOSE – HYD, 0.25 IN ID, 1700 MM LG	1	
3	220849	HOSE – HYD, 0.25 IN ID, 1480 MM LG	1	
4	220676	HOSE – HYD, 0.25 IN ID, 1300 MM LG	1	
5	172978	HOSE – HYD, 0.5 IN ID, 3000 MM LG	2	
6	165267	HOSE – HYD, 0.25 IN ID, 1830 MM LG	2	
7	253815	LINE – HYD, 3/8 IN DIA, BENT	1	
8	220861	HOSE – HYD, 0.25 IN ID, 1400 MM LG (15 FT ONLY)	1	
	172220	HOSE – HYD, 0.25 IN ID, 2564 MM LG (20 FT ONLY)	1	
	172221	HOSE – HYD, 0.25 IN ID, 3326 MM LG (25 FT ONLY)	1	
	172222	HOSE – HYD, 0.25 IN ID, 4088 MM LG (30 FT ONLY)	1	
	172223	HOSE – HYD, 0.25 IN ID, 4850 MM LG (35 FT ONLY)	1	
9	172228	HOSE – HYD, 0.25 IN ID, 4500 MM LG (15 FT ONLY)	1	
	172184	HOSE – HYD, 0.25 IN ID, 5261 MM LG (20 FT ONLY)	1	
	172183	HOSE – HYD, 0.25 IN ID, 6023 MM LG (25 FT ONLY)	1	
	172185	HOSE – HYD, 0.25 IN ID, 6785 MM LG (30 FT ONLY)	1	
	172186	HOSE – HYD, 0.25 IN ID, 7547 MM LG (35 FT ONLY)	1	
10	123677	LINE – HYD, 3/8 IN DIA, 3950 MM LG (15 FT ONLY)	2	
	123663	LINE – HYD, 3/8 IN DIA, 5480 MM LG (20 FT ONLY)	2	
	123676	LINE – HYD, 3/8 IN DIA, 3500 MM LG (25 FT ONLY)	4	
	123702	LINE – HYD, 3/8 IN DIA, 4243 MM LG (30 FT ONLY)	4	
	123701	LINE – HYD, 3/8 IN DIA, 5005 MM LG (35 FT ONLY)	4	
11	172986	HOSE – HYD, 0.25 IN ID, 1913 MM LG (25 FT ONLY)	1	
	120552	HOSE – HYD, 0.25 IN ID, 2675 MM LG (30 FT ONLY)	1	
	172988	HOSE – HYD, 0.25 IN ID, 3437 MM LG (35 FT ONLY)	1	
12	172981	HOSE – HYD, 0.5 IN ID, 1900 MM LG (25 FT ONLY)	2	
	172982	HOSE – HYD, 0.5 IN ID, 2662 MM LG (30 FT ONLY)	2	
	172983	HOSE – HYD, 0.5 IN ID, 3424 MM LG (35 FT ONLY)	2	
13	103738	CLAMP – PVC INSULATED 13/16 IN. TUBE SIZE	1	
14	135234	CLAMP – DOUBLE HOSE INSULATED	2	
15	30282	FITTING – ELBOW 90° HYD	5	
16	30375	FITTING – UNION HYD	3	
17	50103	FITTING – ELBOW 45° HYD C/W O-RING	2	
18	30284	FITTING – ELBOW 45° HYD C/W O-RING	1	
19	125722	GROMMET – RUBBER	2	
20	172877	GROMMET – 2.38 IN. I.D. (20 FT ONLY)	1	
	172993	GROMMET (25-35 FT ONLY)	1	
21	21763	FASTENER – CABLE TIE, BLACK	3	
22	49227	FASTENER – CABLE TIE, GREEN	2	
23	135443	FASTENER – CINCH STRAP 4 IN. LG	2	
24	40701	FASTENER – CABLE TIE, YELLOW (25-35 FT ONLY)	4	



REEL DRIVE HYDRAULICS – LIFT AND FORE-AFT – SINGLE REEL (D115, D120, D125, D130, AND D135)



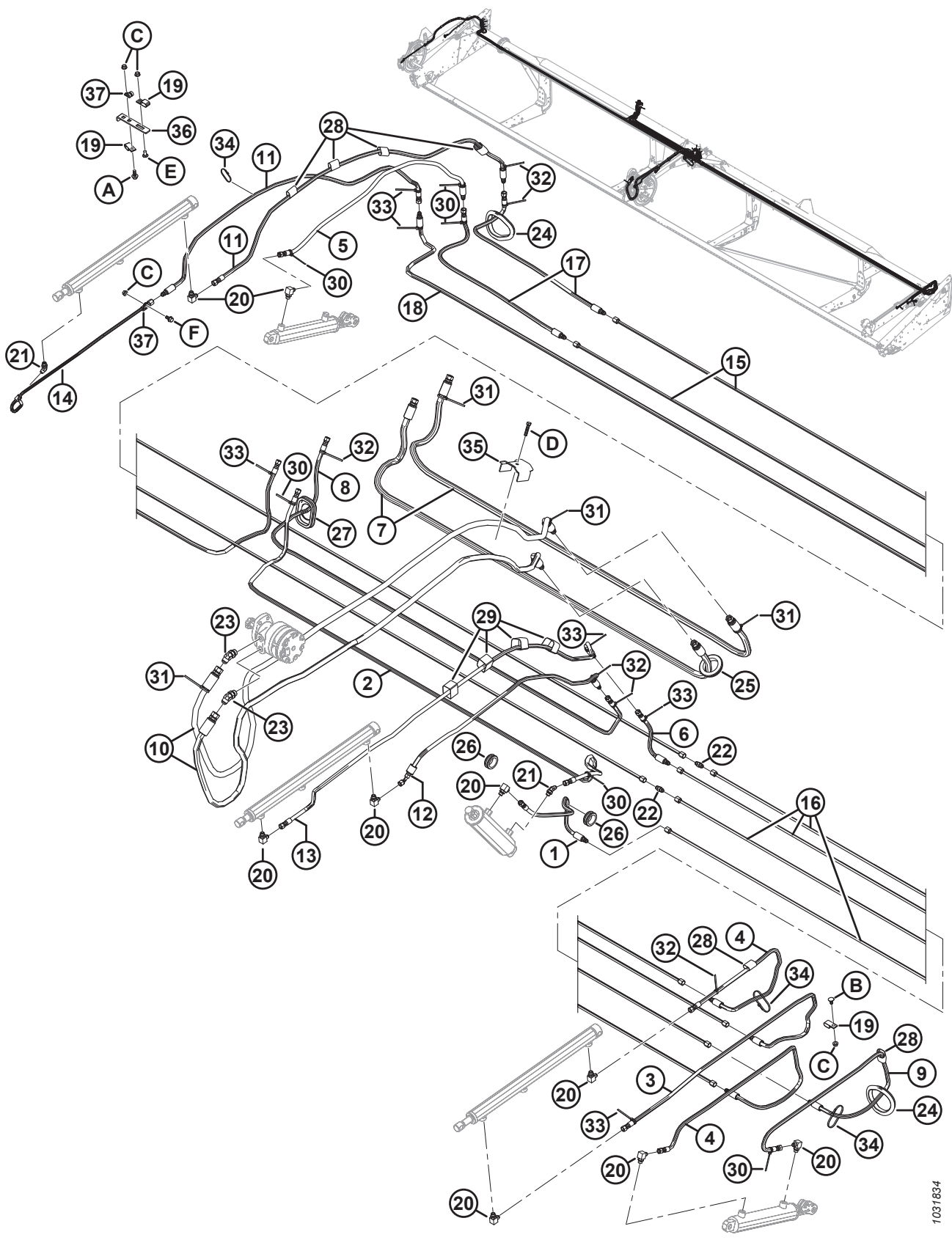
1031833



**REEL DRIVE HYDRAULICS – LIFT AND FORE-AFT – SINGLE REEL (D115, D120, D125, D130, AND D135)**

<b>Ref</b>	<b>Part Number</b>	<b>Description</b>	<b>Qty</b>	<b>Serial Number</b>
25	40702	FASTENER – CABLE TIE, RED (25-35 FT ONLY)	3	
26	50022	CLAMP – INSULATED 15/16 INCH	1	
27	294607	BRACKET – HOSES	1	
28	136410	CLAMP – INSULATED 3/8 IN.	2	
A	21447	BOLT – HH LG FLG (SER FACE) 3/8 NC X 1.0 GR 5 ZP		
B	21472	BOLT – RHSN 3/8 NC X 0.75 GR 5 ZP		
C	30228	NUT – FLANGE DT SMOOTH FACE 0.375-16 UNC		
D	101898	SCREW – HEX WASH HD THD ROLLING 3/8 NC X 5/8		
E	21863	BOLT – RHSSN 3/8 NC X 0.75 LG GR 5 ZP		
F	21821	BOLT – HEX FLG SER HD 3/8-16 X 0.75 GR5-AA1J		

# 42 Reel Drive Hydraulics – Lift and Fore-Aft – Double Reel (D130, D135, D140, and D145)



1031834

**REEL DRIVE HYDRAULICS – LIFT AND FORE-AFT – DOUBLE REEL (D130, D135, D140, AND D145)**

Ref	Part Number	Description	Qty	Serial Number
1	36849	HOSE – HYD, 0.25 IN. ID, 780 MM LG	1	
2	120552	HOSE – HYD, 0.25 IN. ID, 2675 MM LG	1	
3	132911	HOSE – HYD, 0.25 IN. ID, 1700 MM LG	1	
4	132912	HOSE – HYD, 0.25 IN. ID, 1270 MM LG	2	
5	220676	HOSE – HYD, 0.25 IN. ID, 1300 MM LG	1	
6	172897	HOSE – HYD, 0.25 IN. ID, 300 MM LG	1	
7	174407	HOSE – HYD, 0.5 IN. ID, 2150 MM LG	2	
8	174408	HOSE – HYD, 0.25 IN. ID, 2150 MM LG	1	
9	220849	HOSE – HYD, 0.25 IN. ID, 1480 MM LG	1	
10	172978	HOSE – HYD, 0.5 IN ID, 3000 MM LG	2	
11	165267	HOSE – HYD, 0.25 IN ID, 1830 MM LG	2	
12	172985	HOSE – HYD, 0.25 IN ID, 2017 MM LG	1	
13	120996	HOSE – HYD, 0.25 IN ID, 2200 MM LG	1	
14	253815	LINE – HYD, 3/8 IN DIA, BENT	1	
15	123702	LINE – HYD, 3/8 IN DIA, 4243 MM LG (30 FT ONLY)	2	
	123701	LINE – HYD, 3/8 IN DIA, 5005 MM LG (35 FT ONLY)	2	
	113881	LINE – HYD, 3/8 IN DIA, 5230 MM LG (40 FT ONLY)	2	
	220675	LINE – HYD, 3/8 IN DIA, 4470 MM LG (45 FT ONLY)	2	
16	123702	LINE – HYD, 3/8 IN DIA, 4243 MM LG (30 FT ONLY)	4	
	123701	LINE – HYD, 3/8 IN DIA, 5005 MM LG (35 FT ONLY)	4	
	123598	LINE – HYD, 3/8 IN DIA, 5767 MM LG (40 FT ONLY)	4	
	123703	LINE – HYD, 3/8 IN DIA, 6529 MM LG (45 FT ONLY)	4	
17	172175	HOSE – HYD, 0.25 IN. ID, 733 MM LG (40 FT ONLY)	2	
	172146	HOSE – HYD, 0.25 IN. ID, 2250 MM LG (45 FT ONLY)	2	
18	123620	HOSE – HYD, 0.25 IN. ID, 4438 MM LG (40 FT ONLY)	1	
	123673	HOSE – HYD, 0.25 IN. ID, 5200 MM LG (45 FT ONLY)	1	
19	135234	CLAMP – DOUBLE HOSE INSULATED	3	
20	30282	FITTING – ELBOW 90° HYD	9	
21	30284	FITTING – ELBOW 45° HYD C/W O-RING	2	
22	30375	FITTING – UNION HYD	2	
23	50103	FITTING – ELBOW 45° HYD C/W O-RING	2	
24	125722	GROMMET – RUBBER 99 MM ID	2	
25	172877	GROMMET – 2.38 IN. I.D.	1	
26	174149	GROMMET – 1.50 IN. I.D.	2	
27	172993	GROMMET	1	
28	135443	FASTENER – CINCH STRAP 4 IN. LG	6	
29	135444	FASTENER – CINCH STRAP 6 IN. LG	4	
30	21763	FASTENER – CABLE TIE, BLACK <sup>168</sup>		
31	40701	FASTENER – CABLE TIE, YELLOW	4	
32	40702	FASTENER – CABLE TIE, RED <sup>169</sup>		

168. Quantities: 30-35 foot = 6, 40-45 foot = 8.

169. Quantities: 30-35 foot = 5, 40-45 foot = 6.



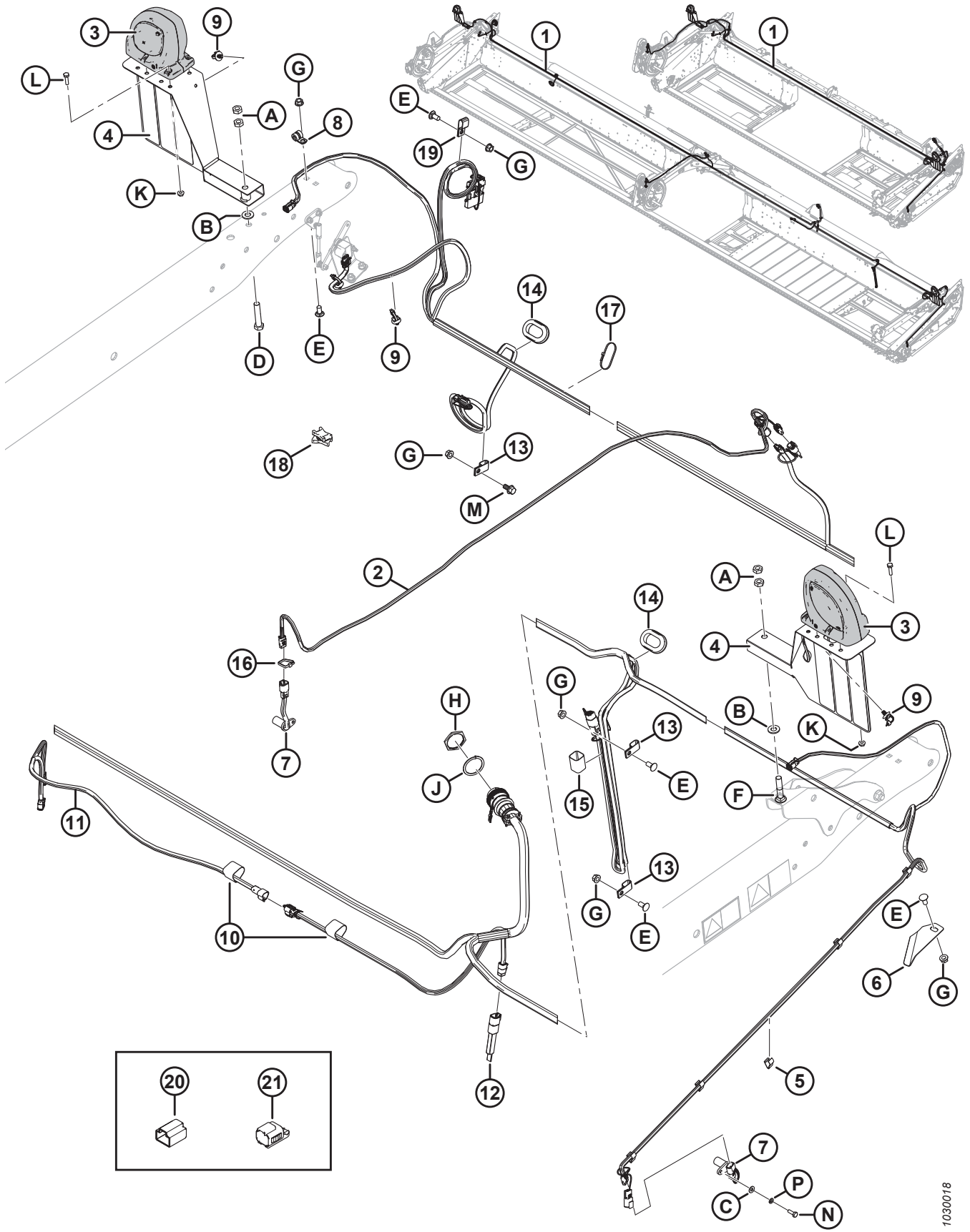
**REEL DRIVE HYDRAULICS – LIFT AND FORE-AFT – DOUBLE REEL (D130, D135, D140, AND D145)**

<b>Ref</b>	<b>Part Number</b>	<b>Description</b>	<b>Qty</b>	<b>Serial Number</b>
33	49227	FASTENER – CABLE TIE, GREEN <sup>170</sup>		
34	30753	FASTENER – CABLE TIE, 305 MM LG	6	
35	123599	HOLDER – CENTER REEL ARM HYD HOSE	1	
36	294607	BRACKET – HOSES	1	
37	136410	CLAMP – INSULATED 3/8 IN.	2	
A	21447	BOLT – HH LG FLG (SER FACE) 3/8 NC X 1.0 GR 5 ZP		
B	21472	BOLT – RHSN 3/8 NC X 0.75 GR 5 ZP		
C	30228	NUT – FLANGE DT SMOOTH FACE 0.375-16 UNC		
D	20078	BOLT – HH 3/8 NC X 1.75 LG GR 5 ZP		
E	21863	BOLT – RHSSN 3/8 NC X 0.75 LG GR 5 ZP		
F	21821	BOLT – HEX FLG SER HD 3/8-16 X 0.75 GR5-AA1J		

---

170. Quantities: 30–35 foot = 4, 40–45 foot = 6.

# 43 Electrical Components



1030018

## ELECTRICAL COMPONENTS

**NOTE:**

For specific electrical harness parts, refer to Electrical Connector Parts Catalog (MD #169641).

Ref	Part Number	Description	Qty	Serial Number
1	304389	HARNESS – MAIN, D115	1	
	304390	HARNESS – MAIN, D120	1	
	304391	HARNESS – MAIN, D125	1	
	304392	HARNESS – MAIN, D130	1	
	304393	HARNESS – MAIN, D135	1	
	304394	HARNESS – MAIN, D140	1	
	304395	HARNESS – MAIN, D145	1	
2	255426	HARNESS – REEL EXT., D100	1	
3	203547	LAMP – CLEARANCE	2	
	139630	LENS – AMBER		
4	294874	ASSY – BRACKET W/ REFLECTORS <sup>171</sup>	2	
5	21218	CLIP – WIRING	5	
6	172142	HOLDER – WIRING HARNESS	1	
7	143875	SENDER – SPEED	2	
8	136410	CLAMP – INSULATED 3/8 IN.	1	
9	136655	FASTENER – FIR TREE MT W/ TIE	4	
10	135443	FASTENER – CINCH STRAP 4 IN. LG	1	
11	255344	HARNESS – HDS, D100 (SR/DR 25-40 FT)	1	
12	254218	PLUG – HEADER ID, 15 FT	1	
	254219	PLUG – HEADER ID, 20/25 FT, SK	1	
	254220	PLUG – HEADER ID, 20/25 FT, DK	1	
	254179	PLUG – HEADER ID, 30 FT, (SR/DR 30 FT ONLY)	1	
	254180	PLUG – HEADER ID, 35 FT, (SR/DR 35 FT ONLY)	1	
	254181	PLUG – HEADER ID, 40/45 FT, (DR 40-45 FT)	1	
13	135233	CLAMP – DOUBLE HOSE INSULATED (SR/DR 30-45 FT)	3	
14	172899	GROMMET – 1.75 IN. ID (SR/DR 30-45 FT)	2	
15	135444	FASTENER – CINCH STRAP 6 IN. LG (SR/DR 30-45 FT)	1	
16	21763	FASTENER – CABLE TIE, BLACK, 160 MM LG <sup>172</sup>	1	
17	30753	FASTENER – CABLE TIE, BLACK, 305 MM LG	3	
18	134443	SPACER – DUAL SADDLE, H.T. TYPE DSWS5 (SR/DR 25-45 FT) <sup>173</sup>		
19	135234	CLAMP – DOUBLE HOSE INSULATED (SR/DR 30-45 FT)	1	
20	134954	DUST CAP – PLUG, 3 POS, DTM <sup>174</sup>	A/R	
21	134741	CAP – PLUG, DEUTSCH, DT, 2 POS <sup>175</sup>	A/R	

171. Includes reflectors (MD #115145, 115146, and 115147).

172. Quantities: 20-25 foot = 2, 30-35 foot = 3, 40-45 foot = 2.

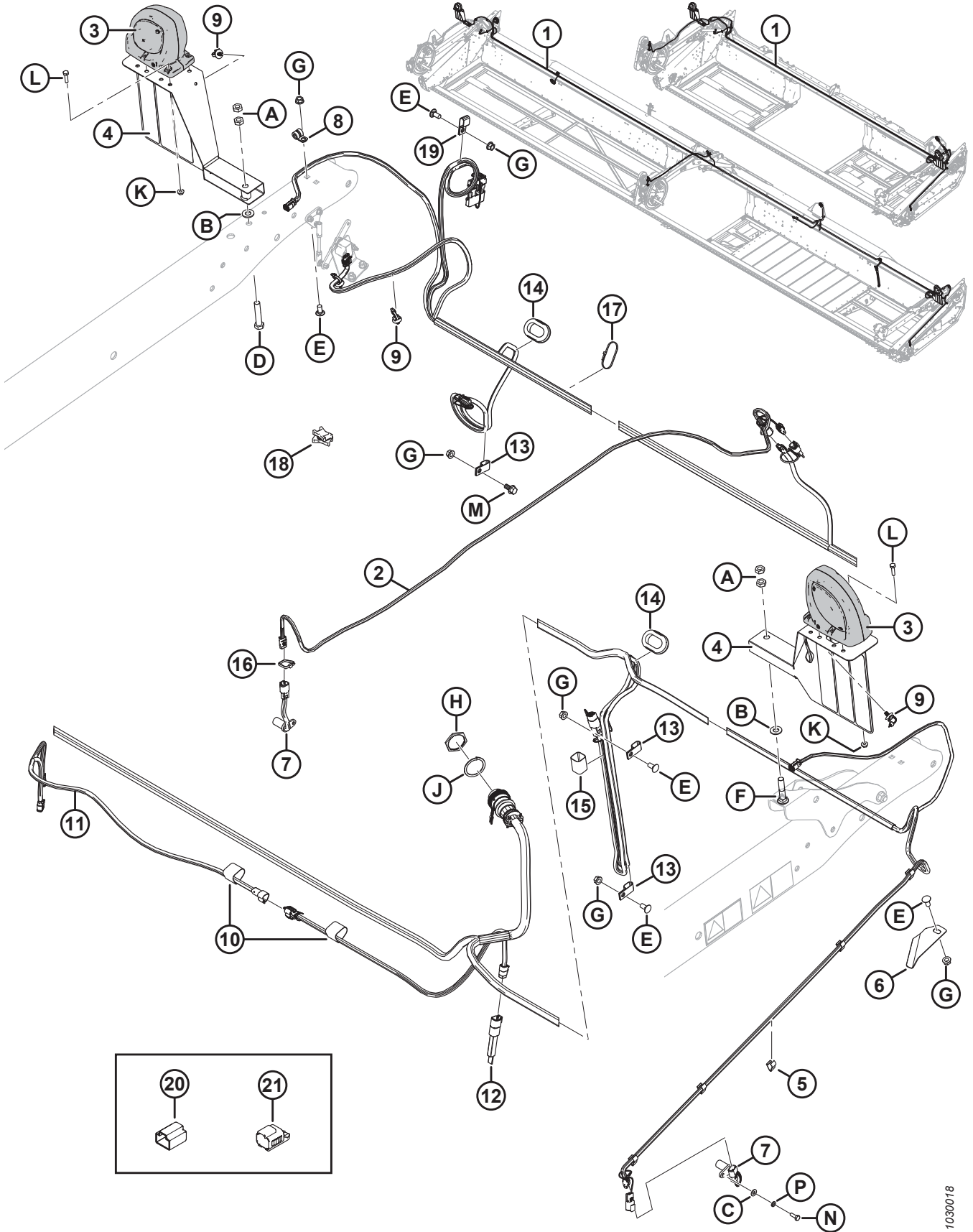
173. Quantities: 30 foot single reel and 40-45 foot double reel = 1, 25 foot single reel and 35 foot single/double reel = 2.

174. Cap required to cover socket when reel speed sensor is not installed.

175. Caps required to cover LH and RH light socket pins (P521 and P520) when exposed due to lights not being installed as per export configuration.



ELECTRICAL COMPONENTS



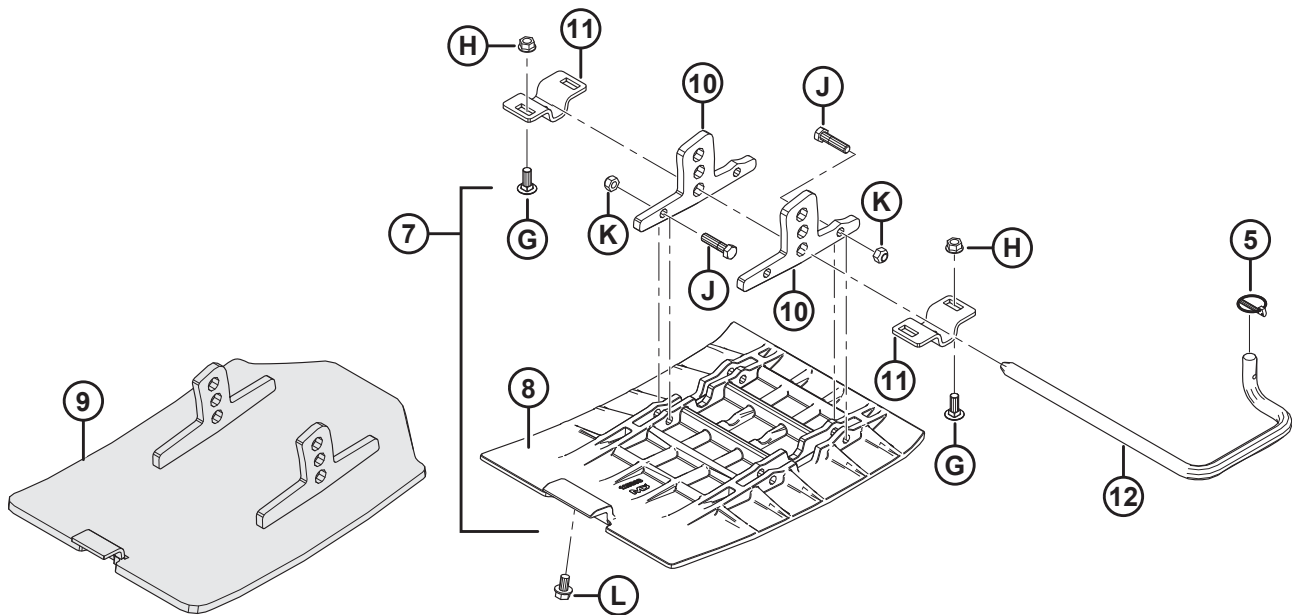
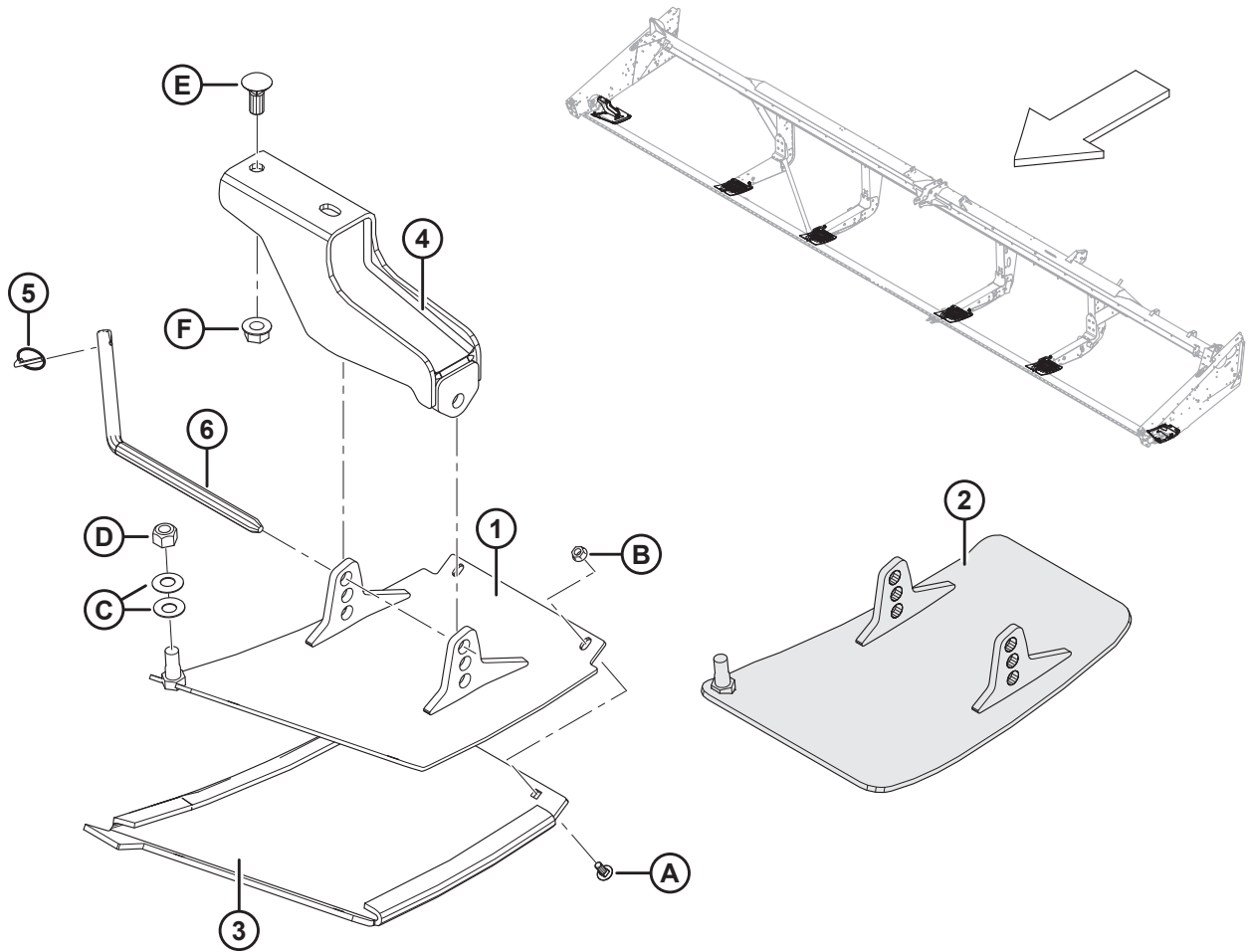
1030018



**ELECTRICAL COMPONENTS**

<b>Ref</b>	<b>Part Number</b>	<b>Description</b>	<b>Qty</b>	<b>Serial Number</b>
A	137727	NUT – HEX JAM DT 1/2-13 UNC GR 5 AA1J		
B	18599	WASHER – SAE FLAT 17/32 ID X 1 1/16 IN OD ZP		
C	18596	WASHER – SAE FLAT 9/32 ID X 5/8 IN OD ZP		
D	21760	BOLT – HEX HD 1/2-13 X 2.5 GR 5 AA1J		
E	21863	BOLT – RHSSN 3/8 NC X 0.75 LG GR 5 ZP		
F	21489	BOLT – RHSN 1/2 NC X 2.5 LG GR 5 AA1J		
G	30228	NUT – FLANGE DT SMOOTH FACE 0.375-16 UNC		
H	134010	NUT – PANEL, HD30, SIZE 24		
J	134011	WASHER – LOCK SPRING, DEUTSCH HD, SIZE 24		
K	21455	NUT – FLG (SER FACE) 1/4 NC GR 5 ZP		
L	21573	BOLT – HEX HD 1/4 NC X 1.0 LG GR 5 ZP		
M	21821	BOLT – HH FLG (SER FACE) 3/8 NC X 0.75 GR 5 ZP		
N	109089	BOLT – HH 1/4 NF X 0.75 GR 5 ZP		
P	18635	WASHER – REG. LOCK 1/4 IN. NOM. ID ZP		

# 44 Skid Shoes – End and Center



**SKID SHOES – END AND CENTER**

Ref	Part Number	Description	Qty	Serial Number
	B4963	KIT – OUTBOARD SKID SHOES (POLYETHYLENE) <sup>176</sup>	1	
	B5615	KIT – INBOARD SKID SHOES (POLYETHYLENE) <sup>176</sup>	2	
	B9053	KIT – SKID SHOES (STEEL) <sup>176</sup>	1	
1	172133	SHOE – LH, WELDT (POLYETHYLENE ONLY)	1	
	172134	SHOE – RH, WELDT (POLYETHYLENE ONLY)	1	
2	313875	SHOE – LH, WELDT (STEEL ONLY)	1	
	313873	SHOE – RH, WELDT (STEEL ONLY)	1	
3	165188	SHOE – LH PLASTIC WEAR (POLYETHYLENE ONLY)	1	
	165386	SHOE – RH PLASTIC WEAR (POLYETHYLENE ONLY)	1	
4	165727	SUPPORT – OUTER SHOE WELDT	2	
5	50193	PIN – LYNCH	6	
6	165722	ROD – ENGAGING	2	
7	245396	KIT – SHOE CENTER <sup>177</sup>	4	
	245397	KIT – SHOE CENTER HARDWARE <sup>178</sup>	A/R	
8	125393	SHOE – CENTER (POLYETHYLENE ONLY)	4	
9	335608	SHOE – WELDT, CENTER (STEEL ONLY)	4	
10	NSS	LUG (POLYETHYLENE ONLY) <sup>179</sup>	8	
11	165429	BRACKET – SHOE SUPPORT	8	
12	165168	ROD – ENGAGING LH	4	
	165588	ROD – ENGAGING RH	4	
A	21281	BOLT – RHSN 5/16 NC X 0.75 GR 5 ZP		
B	21403	NUT – FLG (SER FACE) 5/16 NC GR 5 ZP		
C	135448	WASHER – BELLEVILLE		
D	18666	NUT – HEX LOCK DT 5/8-11 UNC ZP		
E	18523	BOLT – RHSN 5/8 NC X 1.5 GR 5 ZP		
F	50225	NUT – FLANGE DT SMOOTH FACE .625-11 UNC		
G	19965	BOLT – RHSN 3/8 NC X 1.0 GR 5 ZP		
H	30228	NUT – FLANGE DT SMOOTH FACE 0.375-16 UNC		
J	21561	BOLT – HH 3/8 NC X 1.5 LG GR 5 ZP		
K	18669	NUT – HEX LOCK DT 3/8-16 UNC ZP		
L	101898	SCREW – HEX WASH HD THD ROLLING 3/8 NC X 5/8		

176. Kits available through Whole Goods only.

177. Includes shoe (MD #125393), two lugs (not sold separately), and hardware (MD #21561, 18669).

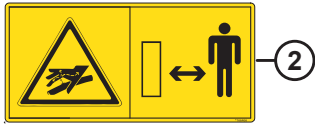
178. Includes two lugs (not sold separately), and hardware (MD #21561, 18669).

179. Not sold separately; to service this part, order shoe center hardware kit (MD #245397).

# 45 Decals and Reflectors



1



2



8



9



15



16



20



21



25



3



4



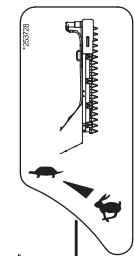
5



10



11



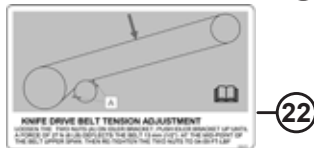
12




17



18



22

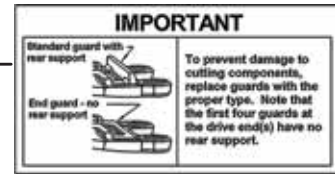


23



19

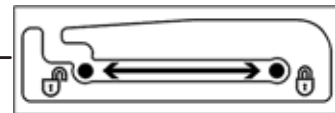
24



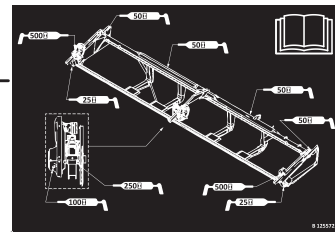
6



7




13




14



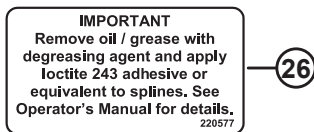
19




28



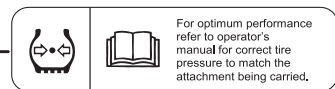
29



26



27



31



30



32



33

1040556

**DECALS AND REFLECTORS**

Ref	Part Number	Description	Qty	Serial Number
1	174632	DECAL – REEL ENTANGLEMENT		
2	166466	DECAL – HIGH PRESSURE FLUID		
3	113482	DECAL – GENERAL HAZARD		
4	174436	DECAL – HIGH PRESSURE FLUID		
5	220799	DECAL – TRANSPORT HITCH PIN, 2 PANEL		
6	129313	DECAL – IMPORTANT: GUARDS <sup>180</sup>		
7	220084	DECAL – DRAPER TENSION, LH		
	279528	DECAL – DRAPER TENSION, RH		
8	184372	DECAL – READ MANUAL		
9	131391	DECAL – HEADER HAZARD		
10	184422	DECAL – PINCH POINT EU		
11	174684	DECAL – VERTICAL KNIFE		
12	253728	DECAL – VERTICAL KNIFE HYD		
13	220236	DECAL – REEL PROP LOCK		
14	125572	DECAL – GREASE, DK		
	125571	DECAL – GREASE, SK		
	220673	DECAL – GREASE, UDK		
15	131392	DECAL – REEL HAZARD		
16	<b>335965</b>	<b>DECAL – REEL HAZARD</b>		<b>451190–</b>
	131393	DECAL – REEL HAZARD		<b>–451189</b>
17	109843	DECAL – GENERAL CAUTION PIN, 2 PANEL		
18	193034	DECAL – TRANSPORT GAUGE WHEEL SETTING		
19	32070	DECAL – PATENT NUMBER		
20	220797	DECAL – WARNING		
21	220798	DECAL – WARNING		
22	245476	DECAL – KNIFE DRIVE BELT TENSION (LH)		
23	245477	DECAL – KNIFE DRIVE BELT TENSION (RH)		
24	304865	DECAL – NO LIFT		
25	279085	DECAL – WARNING, AUGER		
26	220577	DECAL – IMPORTANT		
27	302204	DECAL – CA PROPOSITION 65		
28	294813	DECAL – UPPER CROSS AUGER VALVE		
29	23164	DECAL – 25 HR LUBE		
	23165	DECAL – 50 HR LUBE		
30	158217	DECAL – REEL POSITION		
31	111221	DECAL – TIRE PRESSURE		
32	132852	REFLECTOR – AMBER, 638 MM LG <sup>181</sup>		

180. Drive-end guards vary depending on the type of guards used on the header. Refer to Section 3 *Guards, Hold-Downs, and Wearplates – Single Knife, Stub Guards, page 9* through Section 6 *Guards, Hold-Downs, and Wearplates – Double Knife, Middle and Left End, page 19* for drive-end guard types and quantities.

181. For use on reel center tube.

DECALS AND REFLECTORS



1



2



8



9



15



16



20



21



25



3



4



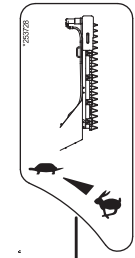
5



10



11



12




17



18



22

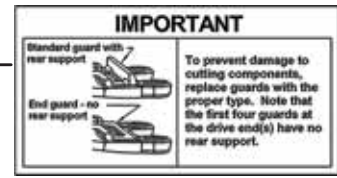


23



19

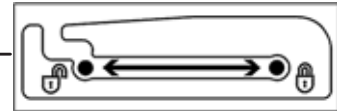
24



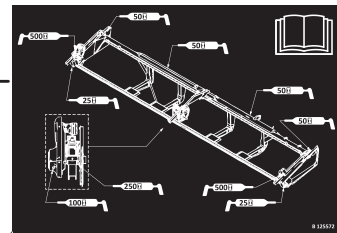
6



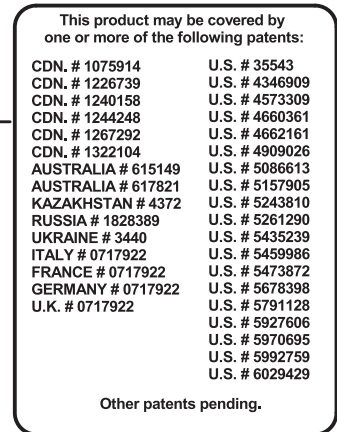
7



13




14




19

24



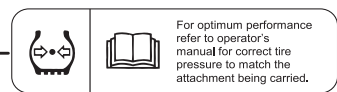
28



29

27

31



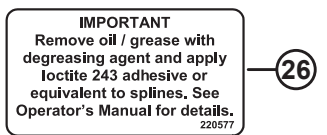
33



30



32



26



27

For optimum performance refer to operator's manual for correct tire pressure to match the attachment being carried.

**DECALS AND REFLECTORS**

Ref	Part Number	Description	Qty	Serial Number
33	115145	REFLECTOR – FLUOR. RED-ORANGE, 230 MM <sup>182</sup>		
	115146	REFLECTOR – AMBER, 230 MM <sup>182</sup>		
	115147	REFLECTOR – RED, 230 MM <sup>182</sup>		
	165524	REFLECTOR – RED, 230 MM <sup>183</sup>		
	172948	REFLECTOR – DOUBLE RED AND RED-ORANGE		
	172951	REFLECTOR – DOUBLE RED AND RED-ORANGE <sup>184</sup>		
	132852	REFLECTOR – AMBER		
	165973	REFLECTOR – AMBER <sup>184</sup>		

---




182. Reflector with square corners. For use on metal surfaces.

183. Reflector with round corners. For use on plastic surfaces.

184. 35 ft. only.



# 46 Decals – Product Identification



1030008



**DECALS – PRODUCT IDENTIFICATION**

<b>Ref</b>	<b>Part Number</b>	<b>Description</b>	<b>Qty</b>	<b>Serial Number</b>
1	304126	DECAL – D1 LH RED ACCENT		
	304127	DECAL – D1 RH RED ACCENT		
	304124	DECAL – D1 LH GREEN ACCENT		
	304125	DECAL – D1 RH GREEN ACCENT		
	304128	DECAL – D1 LH YELLOW ACCENT		
	304129	DECAL – D1 RH YELLOW ACCENT		
	304130	DECAL – D1 LH GREY ACCENT		
	304131	DECAL – D1 RH GREY ACCENT		
	304132	DECAL – D1 LH LIME ACCENT		
	304133	DECAL – D1 RH LIME ACCENT		
	304134	DECAL – D1 LH BLACK ACCENT		
	304135	DECAL – D1 RH BLACK ACCENT		
2	255014	DECAL – LH FRONT, RED		
	255021	DECAL – RH FRONT, RED		
	255131	DECAL – LH FRONT, GREEN		
	255133	DECAL – RH FRONT, GREEN		
	255259	DECAL – LH FRONT, YELLOW		
	255260	DECAL – RH FRONT, YELLOW		
	255115	DECAL – LH FRONT, GREY		
	255316	DECAL – RH FRONT, GREY		
	255116	DECAL – LH FRONT, LIME		
	255317	DECAL – RH FRONT, LIME		
	255117	DECAL – LH FRONT, BLACK		
	255318	DECAL – RH FRONT, BLACK		
3	304138	DECAL – "15"		
4	304139	DECAL – "20"		
5	304140	DECAL – "25"		
6	304141	DECAL – "30"		
7	304142	DECAL – "35"		
8	304143	DECAL – "40"		
9	304144	DECAL – "45"		

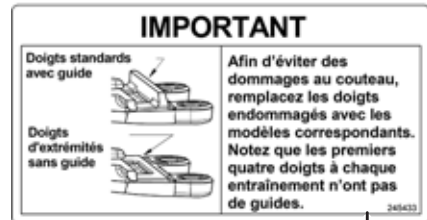
# 47 Decals – French



1



2



3



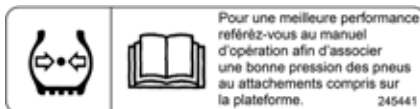
4



5



6



7



8

**DECALS – FRENCH**

<b>Ref</b>	<b>Part Number</b>	<b>Description</b>	<b>Qty</b>	<b>Serial Number</b>
1	245428	DECAL – LH DRAPER TENSION, FRENCH		
2	245432	DECAL – RH DRAPER TENSION, FRENCH		
3	245433	DECAL – IMPORTANT: GUARDS, FRENCH		
4	245438	DECAL – IMPORTANT: OIL OPERATING TEMP, FRENCH		
5	245439	DECAL – ADAPTER OIL DRAIN, FRENCH		
6	301369	DECAL – ADAPTER OIL LEVEL, FRENCH		
7	245441	DECAL – TIRE PRESSURE, FRENCH		
8	245443	DECAL – GAUGE WHEEL SETTING, FRENCH		

# 48 Decals – Portuguese

**IMPORTANTE**

Dedo padrão com apoio traseiro



Dedo das extremidades sem apoio traseiro



Para prevenir danos aos componentes de corte, substitua os dedos somente pelos tipos apropriados. Note que os dedos das extremidades não possuem apoio traseiro.

1

**IMPORTANTE**



Em temperaturas inferiores a 10 graus C, funcione a plataforma por 5 minutos em marcha lenta antes de operar em velocidade máxima.

2

**DRENO DO ÓLEO**



3

**NÍVEL DE ÓLEO**

Cheque o nível de óleo a cada 25 horas de trabalho. Certifique-se que a barra de corte esteja tocando levemente o solo para verificação. Mantenha o nível de óleo de maneira que o visor inferior esteja completo e o visor superior esteja vazio. Utilize óleo hidráulico limpo.



25 

301496

4

**AJUSTE DAS RODAS ESTABILIZADORAS**

OPERE COM AS MOLAS COMPRIDAS EM APROXIMADAMENTE 320 mm. MEÇA O COMPRIMENTO DA MOLLA CONFORME MOSTRADO. NÃO OPERE COM COMPRIMENTO DE MOLLA INFERIOR A 295 mm. VEJA O MANUAL DO OPERADOR.



5



**AJUSTE DE TENSIONAMENTO DA ESTEIRA**

GIRE O PARAFUSO (1) PARA TENSIONAR A ESTEIRA ATÉ QUE A BARRA INDICADORA BRANCA (2) ATRAVESSA A CAVA (3) E COMPLETE ATÉ A METADE DA CAVA.


6



**AJUSTE DE TENSIONAMENTO DA ESTEIRA**

GIRE O PARAFUSO (1) PARA TENSIONAR A ESTEIRA ATÉ QUE A BARRA INDICADORA BRANCA (2) ATRAVESSA A CAVA (3) E COMPLETE ATÉ A METADE DA CAVA.

7



Para otimizar sua performance, veja no manual do operador a pressão correta dos pneus em função dos opcionais instalados, do modelo e tamanho de plataforma.

8

**DECALS – PORTUGUESE**

<b>Ref</b>	<b>Part Number</b>	<b>Description</b>	<b>Qty</b>	<b>Serial Number</b>
1	220817	DECAL – IMPORTANT: GUARDS, PORTUGUESE		
2	220818	DECAL – IMPORTANT: OIL OPERATING TEMP, PORT		
3	220819	DECAL – ADAPTER OIL DRAIN, PORTUGUESE		
4	301496	DECAL – ADAPTER OIL LEVEL, PORTUGUESE		
5	220823	DECAL – GAUGE WHEEL SETTING, PORTUGUESE		
6	220824	DECAL – LH DRAPER TENSION, PORTUGUESE		
7	220836	DECAL – RH DRAPER TENSION, PORTUGUESE		
8	220885	DECAL – TIRE PRESSURE, PORTUGUESE		

# 49 Decals – Russian



1



2



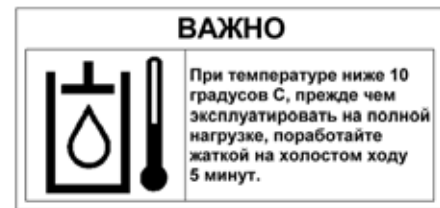
3



4



5



6



7



8



9

**DECALS – RUSSIAN**

<b>Ref</b>	<b>Part Number</b>	<b>Description</b>	<b>Qty</b>	<b>Serial Number</b>
1	220831	DECAL – LH DRAPER TENSION, RUSSIAN		
2	220832	DECAL – IMPORTANT: GUARDS, RUSSIAN		
3	220833	DECAL – TRANSPORT GAUGE WHEEL SETTING, RUSSIAN		
4	220834	DECAL – RH DRAPER TENSION, RUSSIAN		
5	220863	DECAL – GAUGE WHEEL SETTING, RUSSIAN		
6	220868	DECAL – IMPORTANT: OIL OPERATING TEMP. RUSSIAN		
7	220871	DECAL – ADAPTER OIL DRAIN, RUSSIAN		
8	301497	DECAL – ADAPTER OIL LEVEL, RUSSIAN		
9	166309	DECAL – TIRE PRESSURE, RUSSIAN		

# 50 Decals – Spanish

**IMPORTANTE**

Puntón estandar con guía



Puntón sin guía



Para evitar peligro de rotura en las piezas de corte, reemplace los puntones con el modelo correspondiente. Note que los primeros cuatro puntones junto a la caja de mando de las cuchillas no tienen guía.

1

**IMPORTANTE**



En temperaturas inferiores a 10 grados C, hacer andar la plataforma regulando por 5 minutos antes de operar a máximo régimen.

2

**DRENAJE DE ACEITE**



3

**NIVEL DE ACEITE**

Chequear el nivel de aceite cada 25 horas de operación. Asegurar que la barra de corte esté ligeramente en contacto con el suelo. Mantener el nivel de aceite para que la ventana inferior esté llena y la superior esté vacía. Utilice aceite hidráulico limpio.



25 

301495

4

**INDICADOR ADJUSTE RUEDA**

OPERAR CON RESORTES COMPRIMIDOS A UNA DISTANCIA DE 320 mm APROX. MIRA LA COMBES ON DEL RESORTE COMO SE MUESTRA. NO OPERAR CON UNA COMPRESIÓN MENOR A 235 mm. VEA EL MANUAL DEL OPERADOR.



5




**AJUSTE TENSION LONA**  
GIRAR TORNILLO (1) PARA TENSAR LA LONA HASTA QUE EL TESTIGO BLANCO (2), PASE LA RANURA (3) Y LLENE LA MITAD DE LA RANURA.

6



**AJUSTE TENSION LONA**  
GIRAR TORNILLO (1) PARA TENSAR LA LONA HASTA QUE EL TESTIGO BLANCO (2), PASE LA RANURA (3) Y LLENE LA MITAD DE LA RANURA.

7



Para un óptimo rendimiento consulte el manual del operador respecto a la correcta presión de los neumáticos dependiendo del equipo que remolca.

8



**DECALS – SPANISH**

<b>Ref</b>	<b>Part Number</b>	<b>Description</b>	<b>Qty</b>	<b>Serial Number</b>
1	220807	DECAL – IMPORTANT: GUARDS, SPANISH		
2	220808	DECAL – IMPORTANT: OIL OPERATING TEMP. SPANISH		
3	220809	DECAL – ADAPTER OIL DRAIN, SPANISH		
4	301495	DECAL – ADAPTER OIL LEVEL, SPANISH		
5	220813	DECAL – GAUGE WHEEL SETTING, SPANISH		
6	220814	DECAL – LH DRAPER TENSION, SPANISH		
7	220835	DECAL – RH DRAPER TENSION, SPANISH		
8	220876	DECAL – TIRE PRESSURE, SPANISH		

# 51 Paint

**PREPARATION: WARNING!** Removal of old paint by sanding, scraping or other means may generate dust or fumes that contain lead. Exposure to lead dust or fumes may cause brain damage or other adverse health effects, especially in children or pregnant women. Controlling exposure to lead or other hazardous substances requires the use of proper protective equipment, such as a properly fitted respirator (NIOSH Approved) and proper containment and clean up. For more information, call the National Lead Information Center at 1-800-424-LEAD (in US) or contact your local health authority.

Surface must be free of grease, rust, dirt and wax. Mask off or protect other areas from overspray. Product should be sprayed in a well-ventilated area. Use at room temperature 21 °C (70 °F) for best operation.

**FOR BEST RESULTS:** Shake until ball inside can rattle. Hold can at top, and swing bottom of can in a circle for at least 2 minutes, making ball travel around bottom groove. Shake up and down occasionally. Repeat shaking procedure for 10 seconds after each minute of spraying. Press spray button firmly, with the can 15-25 cm (6-10 inches) from surface. Apply several thin coats. To prevent dripping, clear the valve by holding can upside-down, and spray until only clear gas comes out.

Made in Canada / Fabriqué au Canada  
For / Pour  
**MACDON INDUSTRIES LTD**  
WINNIPEG, MANITOBA

**CANADA: CONSUMER CHEMICALS AND CONTAINERS REGULATIONS (CCCR)**

**CONTENTS MAY CATCH FIRE - CONTAINER MAY EXPLODE IF HEATED - MAY IRRITATE EYES - MAY IRRITATE SKIN**  
Do not smoke. Do not puncture or incinerate container. Do not breathe fumes. Do not swallow. Do not get on skin or clothing. Use only in a well-ventilated area. Keep away from flames, such as a pilot light, and any object that sparks, such as an electric motor. Store away from heat. Keep out of reach of children.

**FIRST AID TREATMENT:** Contains Xylene, 1,2,4-Trimethylbenzene; Methyl ethyl ketone; Ethylbenzene. If breathed in, move person to fresh air. If swallowed, call a Poison Control Centre or doctor immediately. Do not induce vomiting. If in eyes, rinse with water for 15 minutes. If on skin, rinse well with water.

**USA: CONSUMER PRODUCT SAFETY COMMISSION REGULATIONS (CPSC)**

**CONTENTS MAY CATCH FIRE - CONTAINER MAY EXPLODE IF HEATED - HARMFUL IF ABSORBED THROUGH SKIN - HARMFUL IF HEAT IS SWALLOWED - CAUSES RESPIRATORY TRACT, EYE AND SKIN IRRITATION - MAY CAUSE SEVERE ALLERGIC RESPIRATORY AND SKIN REACTION - CANCER HAZARD - CAN CAUSE CANCER, DEVELOPMENTAL TOXICITY/TERATOGENIC EFFECTS.**

**WARNING:** This product contains a chemical known to the State of California to cause cancer and birth defects or other reproductive harm. In a fire or if heated, a pressure increase will occur and the container may burst or explode. Can enter lungs and cause damage. Risk of cancer depends on duration and level of exposure. Contains material which can cause birth defects. Contains material which can cause developmental abnormalities. Do not puncture or incinerate container. Do not expose to heat or store at temperatures above 120°F. Use only with adequate ventilation. Do not breathe vapor or mist. Do not swallow. Do not get on skin or clothing. Avoid contact with eyes. Keep container tightly closed and sealed until ready for use. Wash thoroughly after handling. Avoid exposure during pregnancy. Keep out of reach of children.

**FIRST AID TREATMENT:** Contains Xylene, 1,2,4-Trimethylbenzene; Methyl ethyl ketone; Ethylbenzene. If breathed in, move person to fresh air. If swallowed, call a Poison Control Centre or doctor immediately. Do not induce vomiting. If in eyes, rinse with water for 15 minutes. If on skin, rinse well with water.

**PREPARATION: MISE EN GARDE!** Enlèvement des anciennes peintures par ponçage, décapage ou toute autre méthode risque de dégager des poussières ou des vapeurs contaminées par le plomb. L'exposition à ces poussières ou vapeurs peut entraîner un dysfonctionnement du cerveau ou d'autres effets néfastes sur la santé, surtout chez les femmes enceintes et les enfants. L'utilisation d'équipement de protection approprié, tel qu'un appareil respiratoire bien ajusté et homologué par le NIOSH, ainsi que des moyens de confinement adéquats et un nettoyage soigneux de ces substances dangereuses. Pour obtenir plus de renseignements, communiquer avec le National Lead Information Center au 1-800-424-5123 (aux É.U.) ou avec le service local de santé publique.

Le surface doit être exempte de graisse, de rouille, de saleté et de cire. Masquer ou protéger les surfaces avoisinantes pour les protéger des suraspersions. Le produit doit être vaporisé dans un endroit bien aéré. Pour optimiser les résultats, utiliser à température ambiante 21 °C (70 °F).

**POUR DES RÉSULTATS OPTIMUM:** Agiter le contenu jusqu'à ce que la bille de mélange bouge librement. Secouez la canette par le haut et en agitant le fond pendant au moins 2 minutes en faisant des mouvements circulaires pour que la bille se déplace autour du fond de la canette. Agiter de haut en bas de temps à autre. Agiter pendant 10 secondes pour chaque minute de vaporisation. Presser fermement sur le bouton de vaporisation en tenant la canette à 15-25 cm (6-10 pouces) de la surface. Appliquez plusieurs couches minces. Pour empêcher le gicler de substance, le nettoyer en tenant la canette à l'envers et en pressant sur le bouton de vaporisation jusqu'à ce qu'il n'ait rien sorti que du gaz inerte. Tableau des produits conformes à la réglementation sur les CCP de votre région.

**CANADA: RÉGLEMENT SUR LES PRODUITS CHIMIQUES ET LES CONTENANTS DE CONSOMMATION (RPPCC)**

**LE CONTENU PEUT S'ENFLAMMER - CE CONTENANT PEUT EXPLOSER S'IL EST CHAUFFÉ - PEUT IRRITER LES YEUX - PEUT IRRITER LA PEAU**  
Ne pas fumer. Ne pas perfore. Ne pas brûler le contenant. Ne pas engorger les évents. Ne pas avaler. Éviter tout contact avec les yeux. Éviter tout contact avec la peau ou les vêtements. Éviter que dans un endroit bien aéré. Tenir les flammes, telle une flamme pilote, et de tout objet produisant des étincelles, tel un moteur électrique. Conserver loin des sources de chaleur. Tenir hors de portée des enfants.

**PREMIERS SOINS:** Contient Xylène, 1,2,4-Triméthylbenzène; Méthyléthylcétone; Éthylbenzène. En cas d'inhalation, transporter à l'air frais la personne exposée. En cas d'ingestion, appeler immédiatement un centre antipoison ou un médecin. Ne pas provoquer le vomissement. En cas de contact avec les yeux, rincer avec de l'eau pendant 15 minutes. En cas de contact avec la peau, bien rincer avec de l'eau.

## MacDon Performance Parts

### Industrial Touch Up Paint Peinture de retouche industrielle



**DANGER!**

**FLAMMABLE - CONTENTS UNDER PRESSURE  
INFLAMMABLE - CONTENU SOUS PRESSION**



Part number / Numéro de pièce

Net weight with paint / Poids net avec peinture **12 oz / 340 g**

1

2

Read and understand all safety instructions before using this product.

Lire et comprendre toutes les consignes de sécurité avant d'utiliser ce produit.

Made in Canada / Fabriqué au Canada  
For / Pour  
**MACDON INDUSTRIES LTD**  
WINNIPEG, MANITOBA

**CANADA: CONSUMER CHEMICALS AND CONTAINERS REGULATIONS (CCCR)**

**CONTENTS MAY CATCH FIRE, MAY IRRITATE EYES, MAY IRRITATE SKIN.** Do not smoke. Do not puncture or incinerate container. Do not get on skin or clothing. Use only in a well-ventilated area. Keep away from flames, such as a pilot light, and any object that sparks, such as an electric motor. Store away from heat. Keep out of reach of children.

**FIRST AID TREATMENT:** Contains Xylene, 1,2,4-Trimethylbenzene; Methyl ethyl ketone; Ethylbenzene. If breathed in, move person to fresh air. If swallowed, call a Poison Control Centre or doctor immediately. Do not induce vomiting. If in eyes, rinse with water for 15 minutes. If on skin, rinse well with water.

**USA: CONSUMER PRODUCT SAFETY COMMISSION REGULATIONS (CPSC)**

**FLAMMABLE LIQUID AND VAPOR. HARMFUL IF ABSORBED THROUGH SKIN. HARMFUL IF HEAT IS SWALLOWED. CAUSES RESPIRATORY TRACT, EYE AND SKIN IRRITATION. MAY CAUSE SEVERE ALLERGIC RESPIRATORY AND SKIN REACTION. CANCER HAZARD - CAN CAUSE CANCER, DEVELOPMENTAL TOXICITY/TERATOGENIC EFFECTS.**

**WARNING:** This product contains a chemical known to the State of California to cause cancer and birth defects or other reproductive harm. Can enter lungs and cause damage. Risk of cancer depends on duration and level of exposure. Contains material which can cause birth defects. Contains material which can cause developmental abnormalities. Do not puncture or incinerate container. Do not expose to heat or store at temperatures above 120°F. Use only with adequate ventilation. Do not breathe vapor or mist. Do not swallow. Do not get on skin or clothing. Avoid contact with eyes. Keep container tightly closed and sealed until ready for use. Wash thoroughly after handling. Avoid exposure during pregnancy. Keep out of reach of children.

**FIRST AID TREATMENT:** Contains Xylene, 1,2,4-Trimethylbenzene; Methyl ethyl ketone; Ethylbenzene. If breathed in, move person to fresh air. If swallowed, call a Poison Control Centre or doctor immediately. Do not induce vomiting. If in eyes, rinse with water for 15 minutes. If on skin, rinse well with water.

## MacDon Performance Parts

### Industrial Paint / Peinture industrielle



**DANGER!**  
**FLAMMABLE / INFLAMMABLE**

One US quart

Part number / Numéro de pièce

946 ml

**DIRECTIONS FOR USE**  
THIS PRODUCT IS READY TO USE. NO MIXING IS REQUIRED.

**APPLICATION**  
Spray material at 40 to 55 PSI (2.7 to 3.8 MPa).

**USING A PRIMER IS NOT NECESSARY WITH THIS PRODUCT.**  
Spray medium wet coat, allow to tack and follow with full wet coat.

**FOR VOC REGULATED AREAS**  
These directions refer to the use of products which may be restricted or require special mixing instructions in VOC regulated areas. Follow mixing and usage recommendations in the VOC Compliance Products Chart for your area.

**MODE D'EMPLOI**  
CE PRODUIT EST PRÊT À L'UTILISATION, AUCUN MÉLANGE N'EST REQUIS.

**APPLICATION**  
Pulvériser à une pression de 40 à 55 lb/po (2,7 à 3,8 MPa).

**L'UTILISATION D'UN APPRÊT N'EST PAS NÉCESSAIRE AVEC CE PRODUIT.**  
Appliquez une couche moyennement chargée, laissez sécher jusqu'à ce qu'elle devienne mate, puis appliquez une couche chargée.

**RÉGLEMENTATION SUR LES COV**  
Ces directives concernent l'utilisation de produits pouvant être réglementés en vertu de la législation sur les COV. Suivez les recommandations de mélange et d'usage indiquées dans le Tableau des produits conformes à la réglementation sur les COV de votre région.

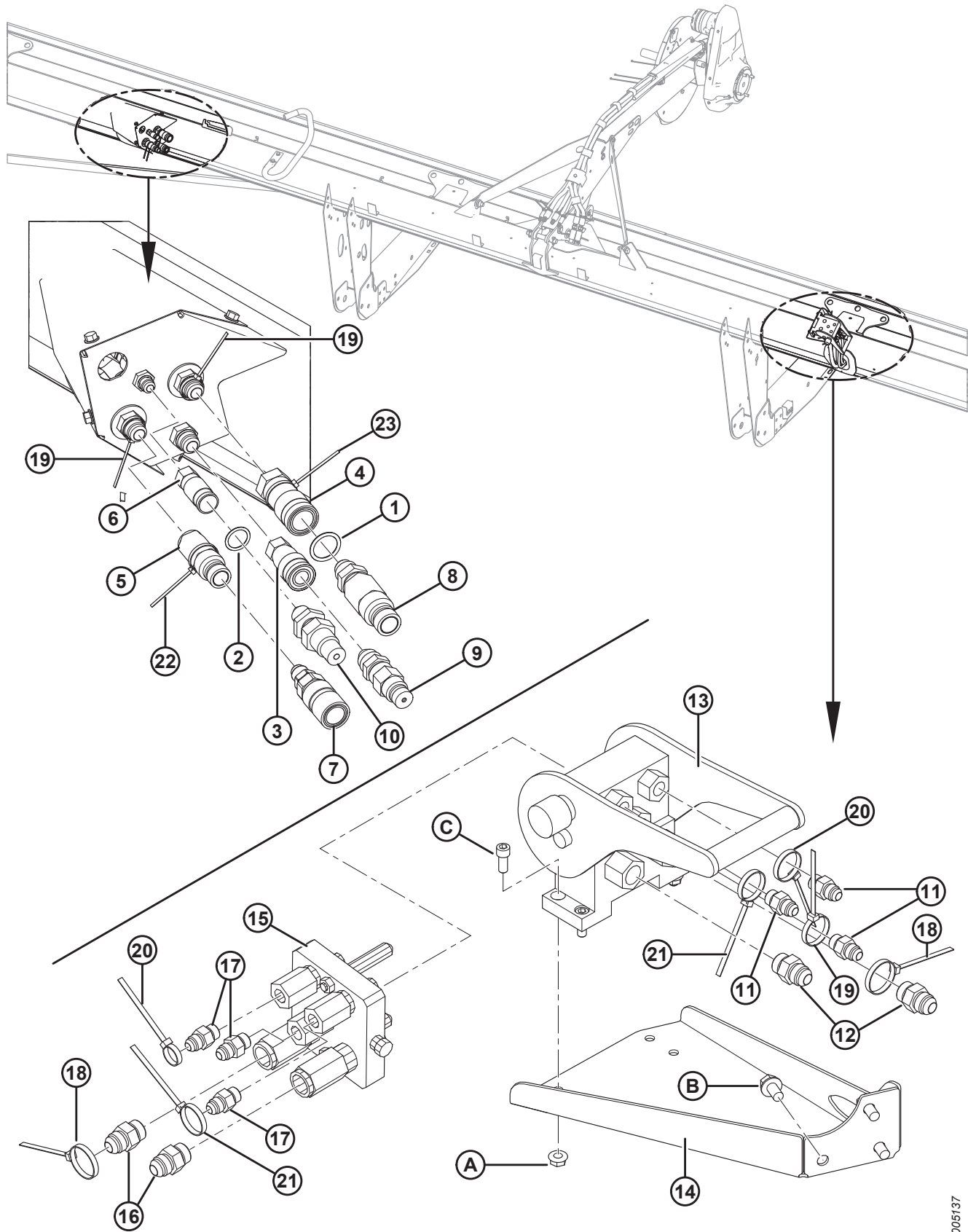
**PAINT**

<b>Ref</b>	<b>Part Number</b>	<b>Description</b>	<b>Qty</b>	<b>Serial Number</b>
1	135148	PAINT – BLACK (55-65 GLOSS LEVEL), SPRAY CAN, 12 OZ. (340 G) AEROSOL <sup>185</sup>		
	32879	PAINT – WHITE, SPRAY CAN, 12 OZ. (340 G) AEROSOL <sup>185</sup>		
	23950	PAINT – RED, SPRAY CAN, 12 OZ. (340 G) AEROSOL <sup>185</sup>		
2	25991	PAINT – BLACK (55-65 GLOSS LEVEL), 1 US QUART (946 ML)		
	23957	PAINT – WHITE, 1 US QUART (946 ML)		
	32880	PAINT – RED, 1 US QUART (946 ML)		

---

185. To be used for small touch-ups only.

# 52 (Option) Combine Header Coupler Kit

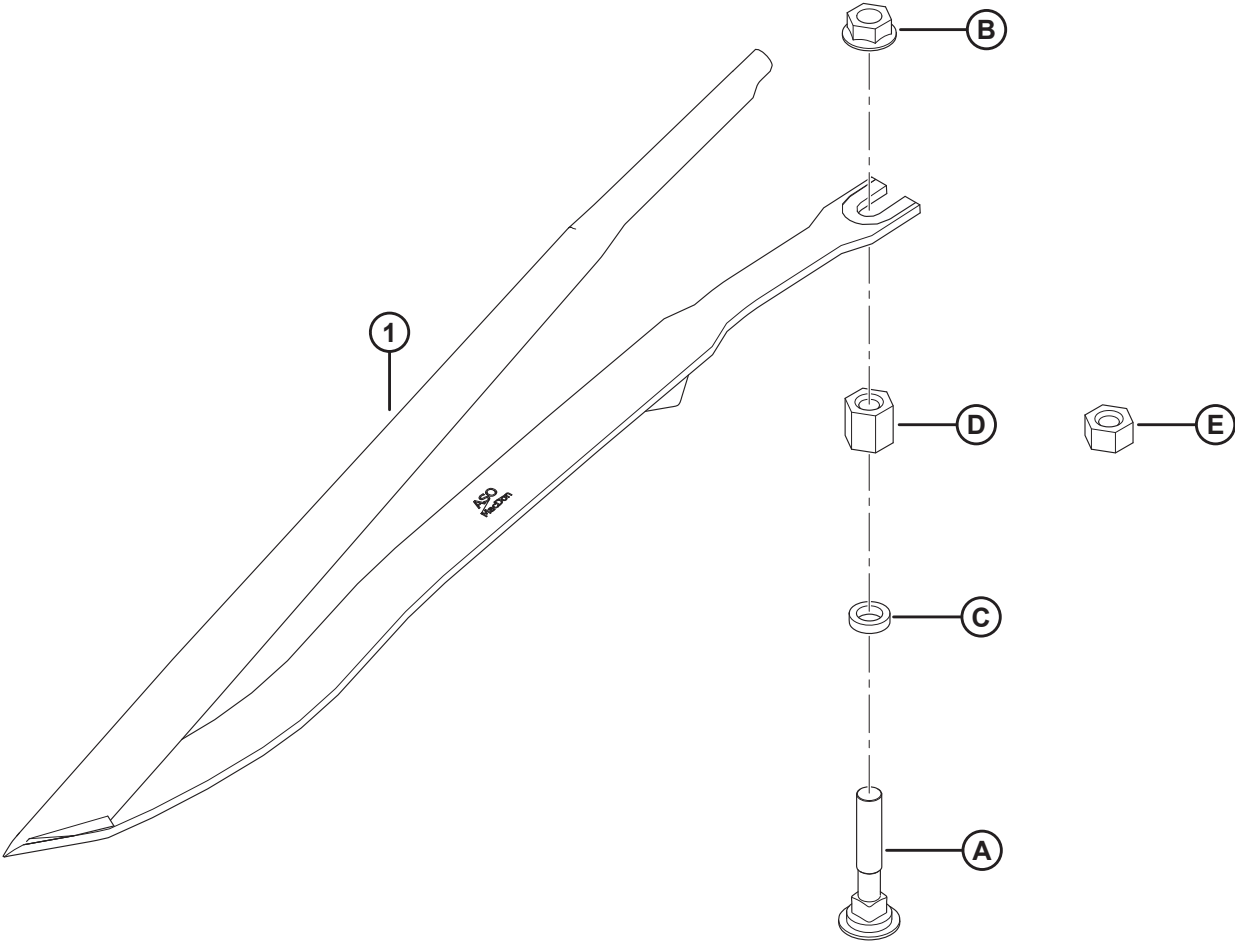
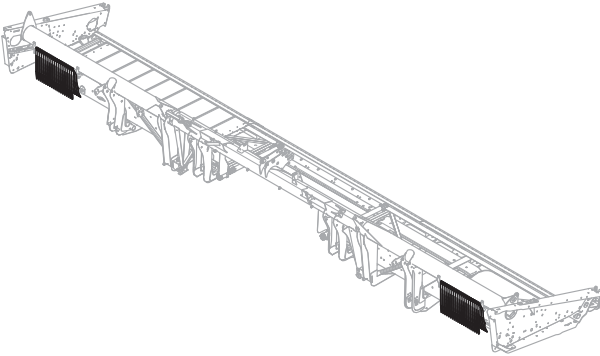


(OPTION) COMBINE HEADER COUPLER KIT

Ref	Part Number	Description	Qty	Serial Number
	B5747	KIT – HYDRAULIC QUICK COUPLER <sup>186</sup>		
1	30971	O-RING (SAE #12)	3	
2	44209	O-RING (SAE #8)	1	
3	135474	COUPLER – HYDRAULIC, 1/2 IN. FEMALE FF	1	
4	135565	COUPLER – FEMALE HYD. 3/4 IN. FLAT FACE	1	
5	135566	COUPLING – MALE HYD. 3/4 IN. FLAT FACE	1	
6	135312	COUPLER – FEMALE HYD. 3/8 IN. FLAT FACE	1	
7	135204	COUPLING – FEMALE HYD. 3/4 IN. FLAT FACE BULK.	1	
8	135205	COUPLING – MALE HYD. 3/4 IN. FLAT FACE BULK.	1	
9	135236	COUPLING – MALE HYD. 1/2 IN. FLAT FACE BULK.	1	
10	135237	COUPLER – MALE HYD. 3/8 IN. FLAT FACE BULKHEAD	1	
11	15903	FITTING – CONN 3/8 TUBE 37° FLARE X 9/16-18 ORB	3	
12	21030	FITTING – CONN 1/2 TUBE 37° FLARE X 3/4-16 ORB	2	
13	153151	COUPLING – MULTI (HEADER SIDE)	1	
	129800	KIT – COVER		
	129801	KIT – LATCH BUTTON		
	129976	COUPLING – 1/4 IN.		
	129977	COUPLING – 3/8 IN.		
14	125553	HOLDER – REEL DRIVE MULTI-COUPLER	1	
15	135238	COUPLING – MULTI LINK (ADAPTER SIDE)	1	
	111981	SEAL KIT – 1/4 IN. COUPLER		
	111982	SEAL KIT – 3/8 IN. COUPLER		
	111983	KIT – SCREW		
	111984	KIT – DOWEL		
	111985	COUPLER – 3/8 IN. (LONG)		
	111986	COUPLER – 1/4 IN.		
	294350	COUPLER – SHORT, 3/8 IN. (SHORT)		
16	135373	FITTING – HYD 8 ORB MALE X 8 JIC SVL FEMALE	2	
17	135015	FITTING – ADAPTER HYD	3	
18	40701	FASTENER – CABLE TIE (YELLOW)	2	
19	21763	FASTENER – CABLE TIE (BLACK)	2	
20	49227	FASTENER – CABLE TIE (GREEN)	2	
21	40702	FASTENER – CABLE TIE (RED)	2	
22	40703	FASTENER – CABLE TIE (BLUE)	2	
23	40704	FASTENER – CABLE TIE (ORANGE)	2	
A	30280	NUT – FLG SIDE LK SMTH FACE 5/16 NC GR 5 ZP		
B	101898	SCREW – HEX WASH HD THD ROLLING 3/8 NC X 5/8		
C	135397	BOLT – SOCKET HD HEX 5/16 NC X 3/4		

186. Kits available through Whole Goods only.

# 53 (Option) Crop Lifters



(OPTION) CROP LIFTERS

**NOTE:**

A single kit (MD #B6411) contains ten steel crop lifters (MD #255929) and hardware.

Ref	Part Number	Description	Qty	Serial Number
	B6411	KIT – CROP LIFTERS <sup>187</sup>		
1	255929	STEEL CROP LIFTER <sup>188</sup>	A/R	
A	279575	BOLT – RHSN 7/16-14 X 2.5-GR5-ZP		
B	21761	NUT – FLG SMOOTH FACE 1/16 NC GR 5 ZP		
C	255930	WASHER – FLAT		
D	255927	NUT – HEX COUPLING 7/16-14 20 MM LG <sup>189</sup>		
E	255928	NUT – HEX COUPLING 7/16-14 11 MM LG <sup>190</sup>		

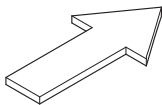
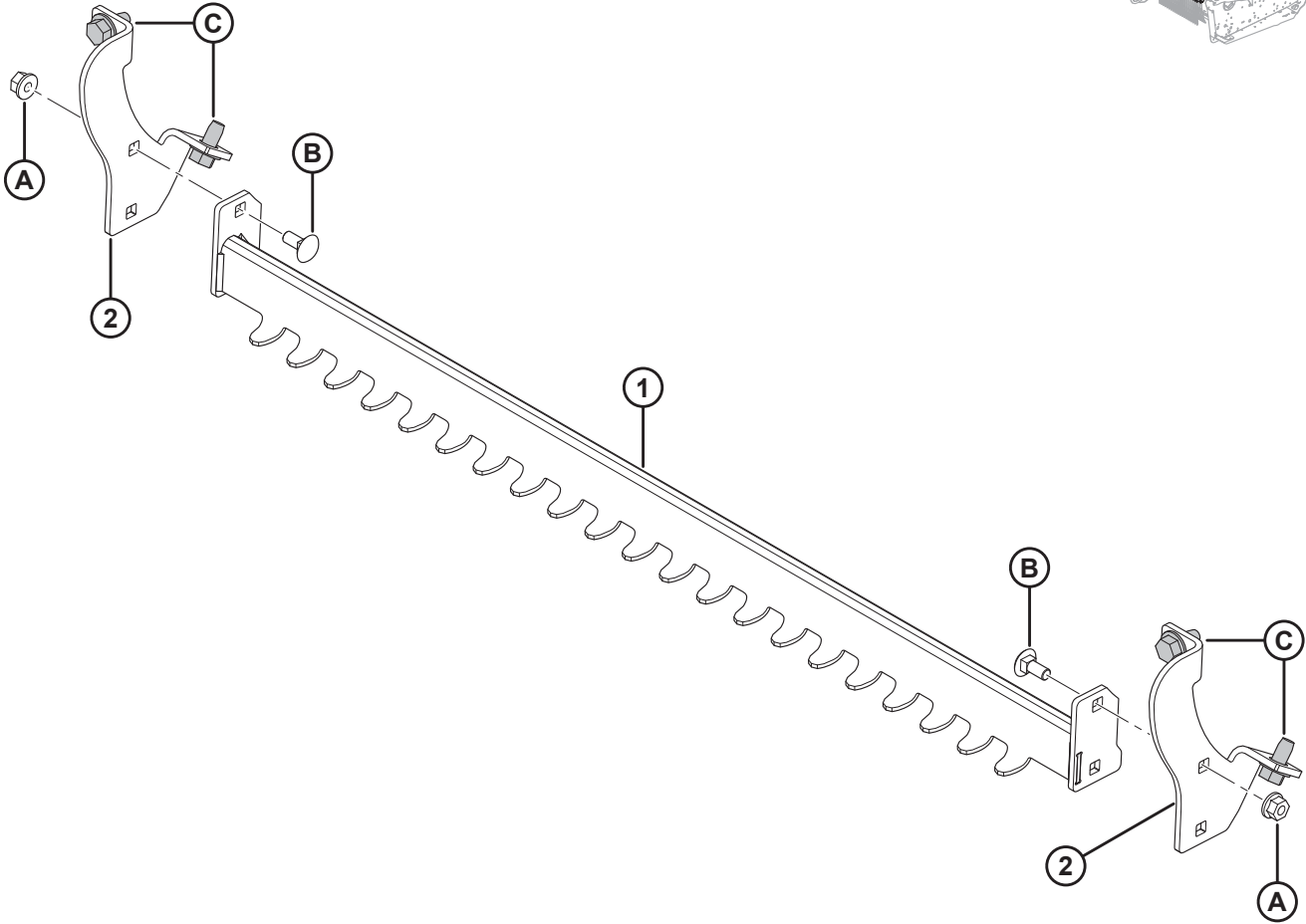
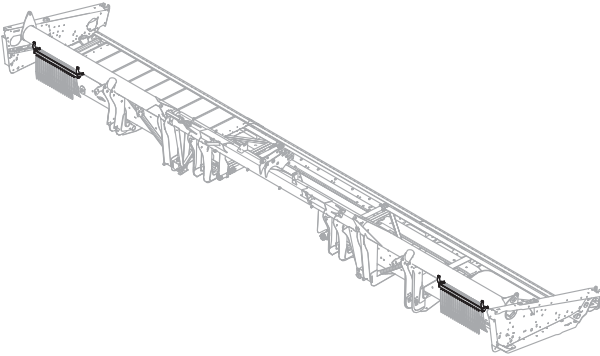
187. Quantity of kits required varies depending on header width. Complete header quantities: 30 ft. = 3, 35–40 ft. = 4, 45 ft. = 5. Kits available through Whole Goods only with a new header. For existing headers, order steel crop lifters (MD #255929) and hardware A–E as required.

188. Complete header quantities: 30 ft. = 30, 35–40 ft. = 40, 45 ft. = 50.

189. For tracked combines.

190. For wheeled combines.

# 54 (Option) Crop Lifter Rack





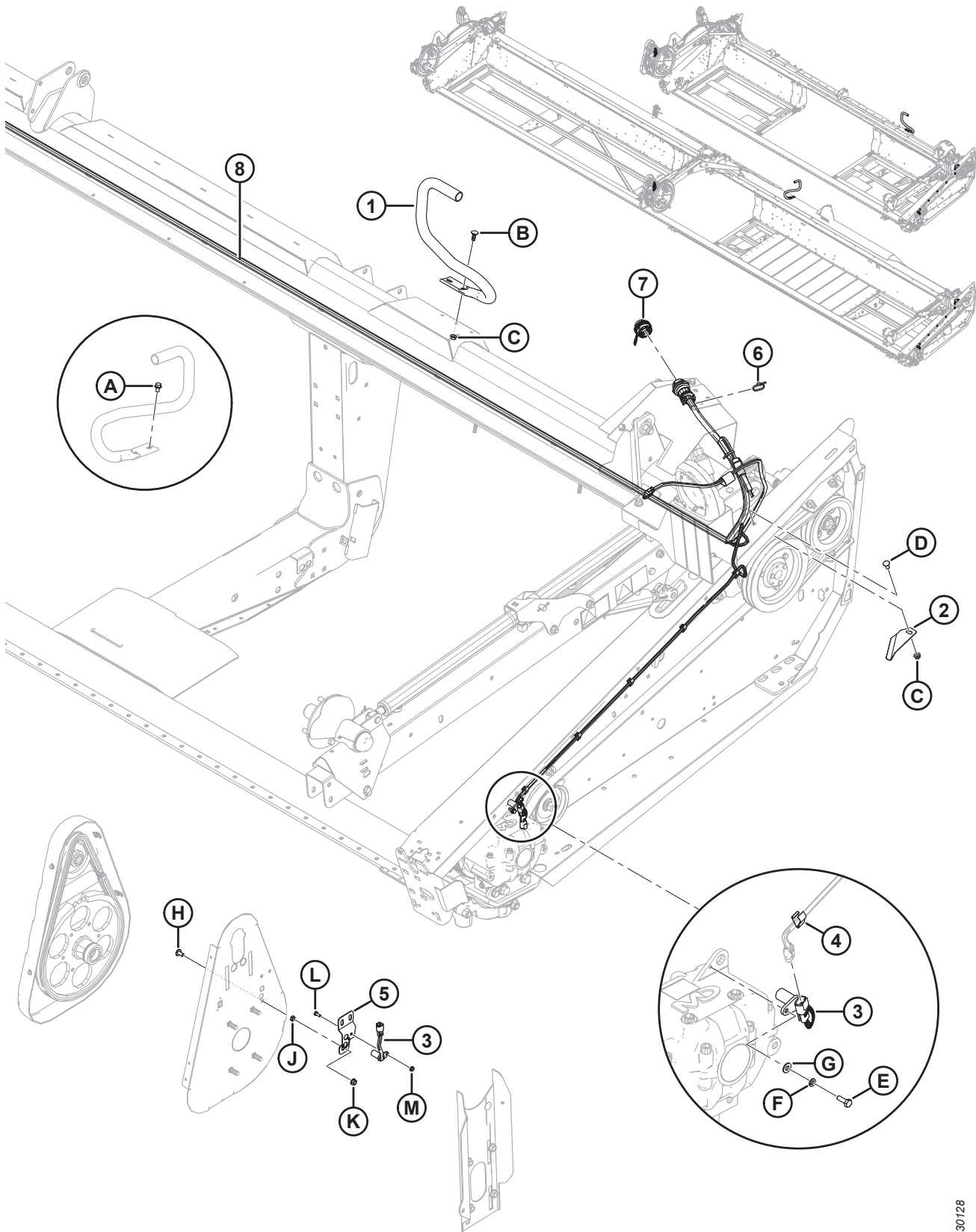
(OPTION) CROP LIFTER RACK

Ref	Part Number	Description	Qty	Serial Number
	B6376	CROP LIFTER RACK <sup>191</sup>		
1	279636	SUPPORT – LIFTER RACK WELDT	2	
2	279876	SUPPORT – LIFTER RACK	4	
A	152863	NUT – HEX FLG STVR LOC M8 X 1.25-10-AA2L		
B	197171	BOLT – RHSN M8 X 1.25 X 20-8.8-A2L		
C	136209	SCREW – HEX WASHER HD M10 X 1.5 X 20-450HV-A3L		

---

191. Kits available through Whole Goods only.

# 55 (Option) D1 Completion Package for M Series Windrowers – Electrical and Mechanical Components

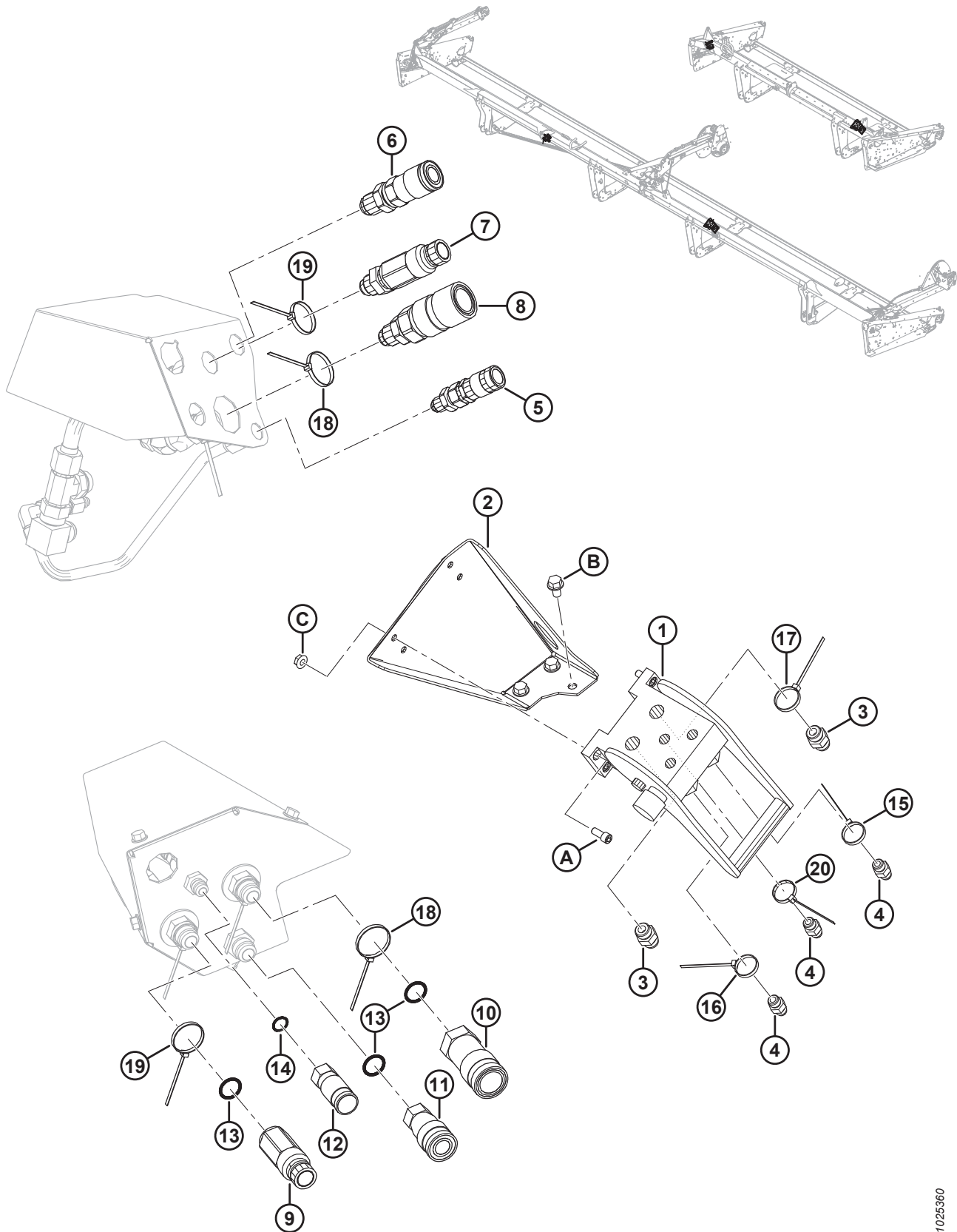


(OPTION) D1 COMPLETION PACKAGE FOR M SERIES WINDROWERS – ELECTRICAL AND MECHANICAL COMPONENTS

Ref	Part Number	Description	Qty	Serial Number
1	220758	GUIDE – HOSE	1	
2	172142	HOLDER – WIRING HARNESS	1	
3	143875	SENDER – SPEED	2	
4	21218	CLIP – WIRING	5	
5	137509	SUPPORT – SWATHER, SPEED SENSOR	1	
6	21763	FASTENER – CABLE TIE, BLACK	1	
7	134053	CAP – PLUG, HD30, SIZE 24	1	
8	REF	HARNESS – MAIN <sup>192</sup>		
A	101898	SCREW – HEX WASH HD THD ROLLING 3/8 NC X 5/8 (20–45 FT ONLY)		
B	19965	BOLT – RHSN 3/8-16 X 1-GR5-ZP (15 FT ONLY)		
C	30228	NUT – FLG DT SMTH FACE 0.375-16 UNC		
D	21863	BOLT – RHSSN 3/8 NC X 0.75 LG GR 5 ZP		
E	109089	BOLT – HH 1/4 NF X 0.75 GR 5 ZP		
F	18635	WASHER – REG. LOCK 1/4 IN. NOM. I.D. ZP		
G	18596	WASHER – SAE FLAT 9/32 I.D. X 5/8 IN. O.D. ZP		
H	135157	SCREW – MACHINE		
J	18664	NUT – HEX JAM 3/8-16 UNC GR 5 ZP		
K	21452	NUT – FLG (SER FACE) .375-16 UNC		
L	21572	BOLT – HEX HD 1/4 NC X 0.625 LG GR 5 ZP		
M	21455	NUT – FLG (SER FACE) 1/4 NC GR 5 ZP		

192. Not included in completion package. Harness illustrated for reference only. For header electrical components, refer to Section [43 Electrical Components, page 149](#).

# 56 (Option) D1 Completion Package for M Series Windrowers – Hydraulic Components

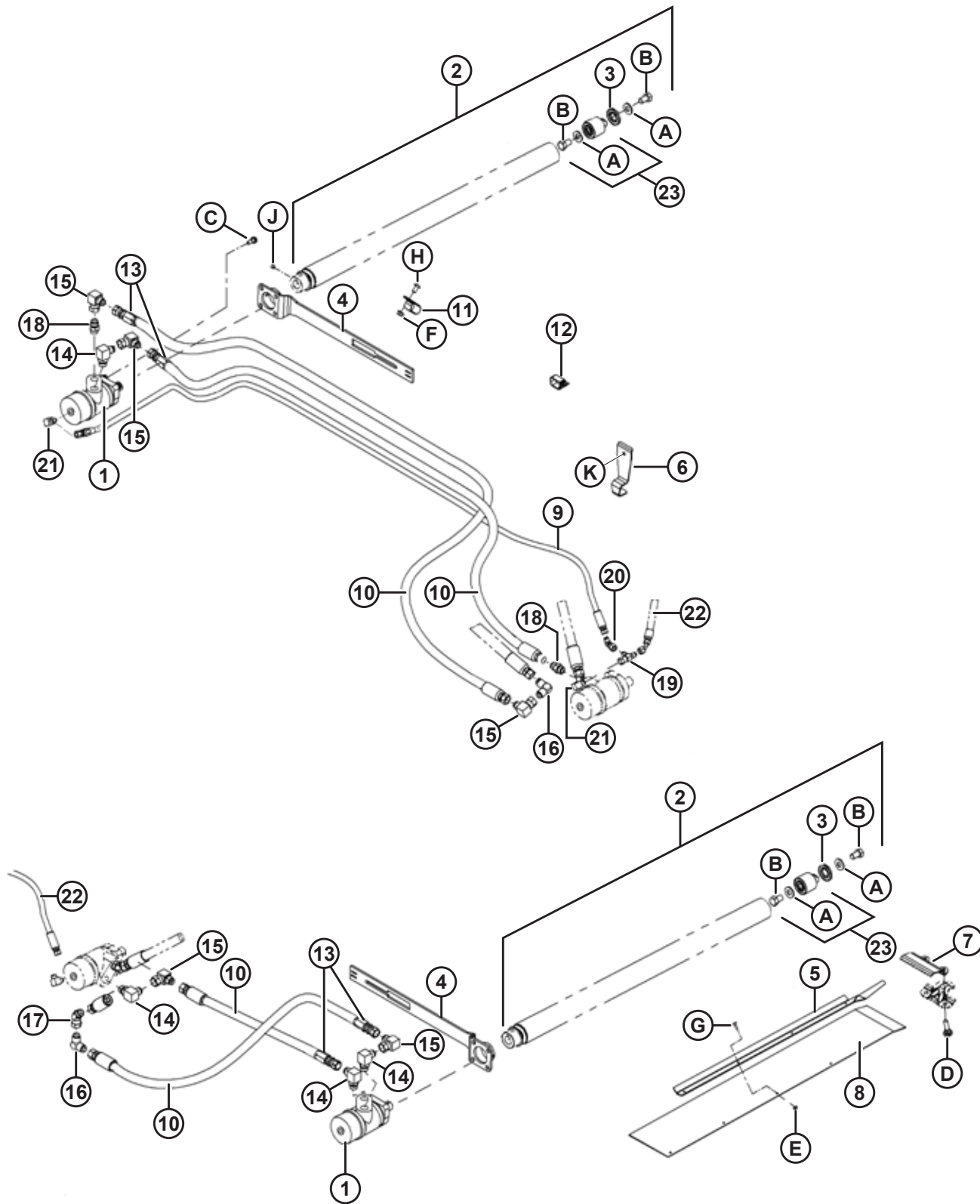


(OPTION) D1 COMPLETION PACKAGE FOR M SERIES WINDROWERS – HYDRAULIC COMPONENTS

Ref	Part Number	Description	Qty	Serial Number
1	153151	COUPLING – MULTI <sup>193</sup>	1	
	129800	KIT – COVER	1	
	129801	KIT – LATCH BUTTON	1	
	129976	COUPLING – 1/4 IN.	1	
	129977	COUPLING – 3/8 IN.	1	
2	125553	HOLDER – WELDT	1	
3	21030	FITTING – CONN 1/2 TUBE 37° FLARE X 3/4-16 ORB	2	
4	15903	FITTING – CONN 3/8 TUBE 37° FLARE X 9/16-18 ORB	3	
5	135213	COUPLING – FEMALE HYD 3/8 FLAT FACE BULKHEAD (15 FT ONLY)	1	
6	135206	COUPLING – FEMALE HYD 1/2 IN. FLAT FACE BULKHEAD (15 FT ONLY)	1	
7	135205	COUPLING – MALE HYD 3/4 IN. FLAT FACE BULKHEAD (15 FT ONLY)	1	
8	135204	COUPLING – FEMALE HYD 3/4 IN. FLAT FACE BULKHEAD (15 FT ONLY)	1	
9	135566	COUPLING – MALE HYD 3/4 IN. FLAT FACE (20–45 FT ONLY)	1	
10	135565	COUPLER – FEMALE HYD 3/4 IN. FLAT FACE (20–45 FT ONLY)	1	
11	135474	COUPLER – FEMALE HYD 1/2 IN. FLAT FACE (20–45 FT ONLY)	1	
12	135312	COUPLER – FEMALE HYD 3/8 IN. FLAT FACE (20–45 FT, DK ONLY)	1	
13	30971	O-RING – #12 ORB (20–45 FT ONLY)	3	
14	44209	O-RING – #8 ORB (20–45 FT, DK ONLY)	1	
15	49227	FASTENER – CABLE TIE, GREEN	1	
16	40702	FASTENER – CABLE TIE, RED	1	
17	40701	FASTENER – CABLE TIE, YELLOW	1	
18	40704	FASTENER – CABLE TIE, ORANGE	1	
19	40703	FASTENER – CABLE TIE, BLUE	1	
20	21763	FASTENER – CABLE TIE, BLACK	1	
A	135397	BOLT – SOCKET HEX HD 5/16 NC X 3/4		
B	101898	SCREW – HEX WASH HD THD ROLLING 3/8 NC X 5/8		
C	30280	NUT – FLG SIDE LK SMTH FACE 5/16 NC GR 5 ZP		

193. Includes cover kit (MD #129800), latch button kit (MD #129801), and couplings (MD #129976, 129977).

# 57 (Option) Double Draper Drive



(OPTION) DOUBLE DRAPER DRIVE

Ref	Part Number	Description	Qty	Serial Number
	B6154	KIT – DOUBLE DRAPER <sup>194</sup>		
1	220936	MOTOR – HYD DANFOSS 2.44 CI	2	
	220944	SEAL KIT	2	
2	255410	ASSY – RIBBED ROLLER W/ SCREWS <sup>195</sup>	2	
3	120845	SEAL – NILOS LSTO STEEL DISK	2	
4	255431	ARM – WELDT	2	
5	174695	SUPPORT	1	
6	174697	CLAMP	8	
7	174706	RETAINER – DEFLECTOR	1	
8	174707	DEFLECTOR – RUBBER	1	
9	174708	HOSE – HYD	1	
10	174709	HOSE – HYD	4	
11	50022	CLAMP – INSULATED 15/16 IN.	4	
12	135443	FASTENER – CINCH STRAP 4 IN. LG	8	
13	174710	FITTING – REUSABLE HOSE END <sup>196</sup>	4	
14	21843	FITTING – ELBOW 90° HYD	4	
15	30556	FITTING – ELBOW 90° HYD	5	
16	30557	FITTING – ELBOW 90° HYD	2	
17	135434	FITTING – ELBOW 45° SWIVEL SAE	1	
18	30695	FITTING – CONNECTOR HYD	2	
19	30873	FITTING – HYD TEE	2	
20	30875	FITTING – ELBOW 45° HYD	4	
21	50104	FITTING – ELBOW 90° HYD	2	
22	220841	HOSE – HYD	1	
23	165735	PIN ASSY – DRAPER ROLLER	2	
	132607	BEARING – DOUBLE ROW BALL 52 O.D. X 25 BORE		
	108268	FITTING – HYD TEE (NOT ILLUSTRATED) <sup>197</sup>	1	
	30981	FITTING – ADAPTER HYD REDUCER 1/2 X 3/8 (NOT ILLUSTRATED) <sup>198</sup>	1	
A	30441	WASHER – HARDENED		
B	145249	BOLT – HH 5/8 NF X 1.0 LG GR 5 ZP		
C	172259	BOLT – SHOULDER .375-16 UNC		
D	120639	BOLT – RHSN SPECIAL 7/16 NC X 1.75 LG GR 5 ZP		
E	135626	NUT – CSK CENTER LOCK #12-24 NC (50 PACK)		
F	30228	NUT – FLANGE DT SMOOTH FACE 0.375-16 UNC		
G	135628	SCREW – BHRN #12-24 NC X 0.67 IN. LG (50 PACK)		
H	135157	SCREW – MACHINE		
J	132451	SCREW – SET HEX SKT KNURL CUP 3/8 NC X 3/8 LG		
K	21863	BOLT – RHSSN 3/8 NC X 0.75 LG GR 5 ZP		

194. Kits available through Whole Goods only.

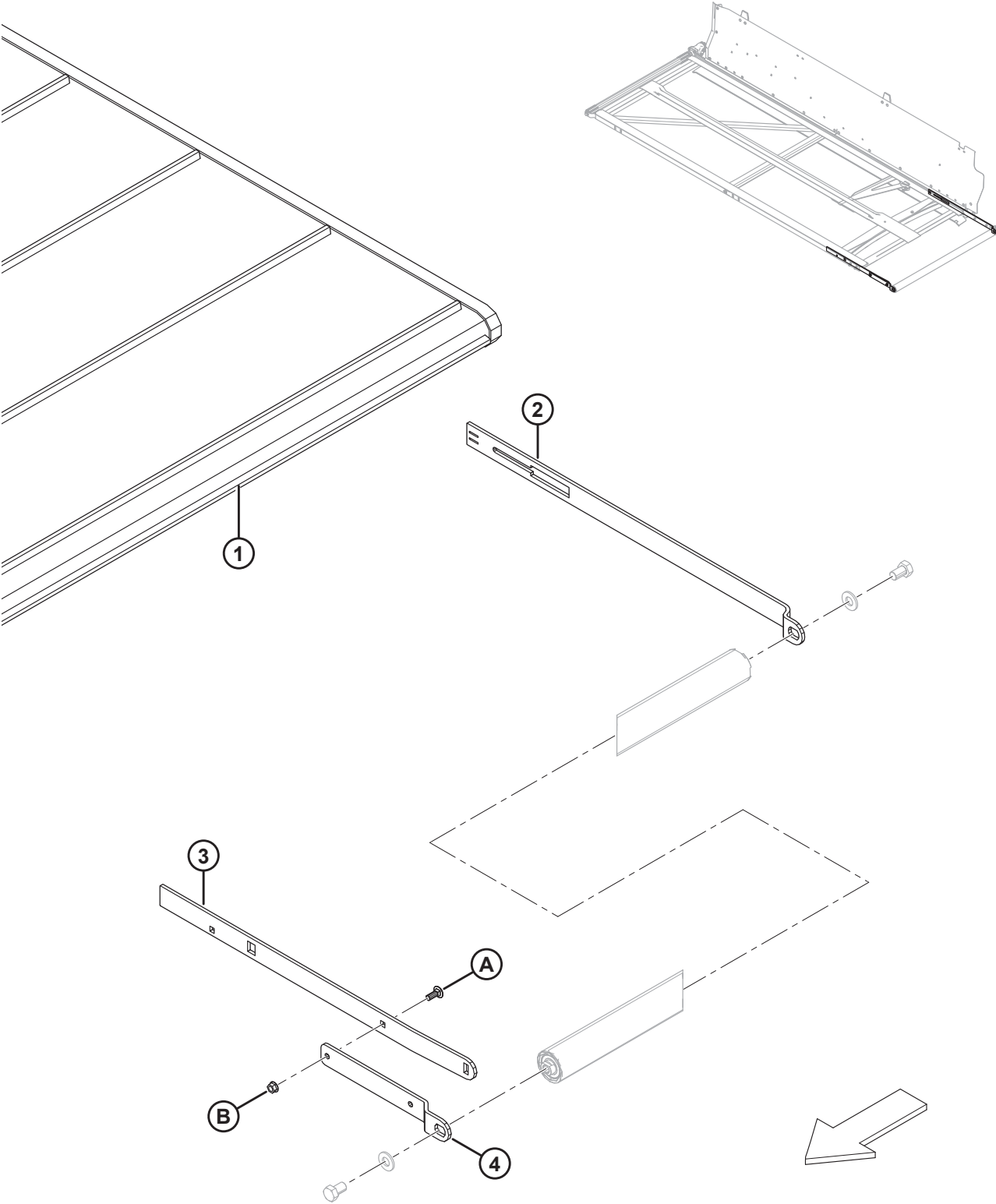
195. Includes steel disk seal (MD #120845), draper roller pin assembly (MD #165735), and two set screws (MD #132451).

196. Provided with hose (MD #174709).

197. Only used with self-propelled windrowers.

198. Only used on timed double-knife headers with self-propelled windrowers.

# 58 (Option) Draper Extension Kit





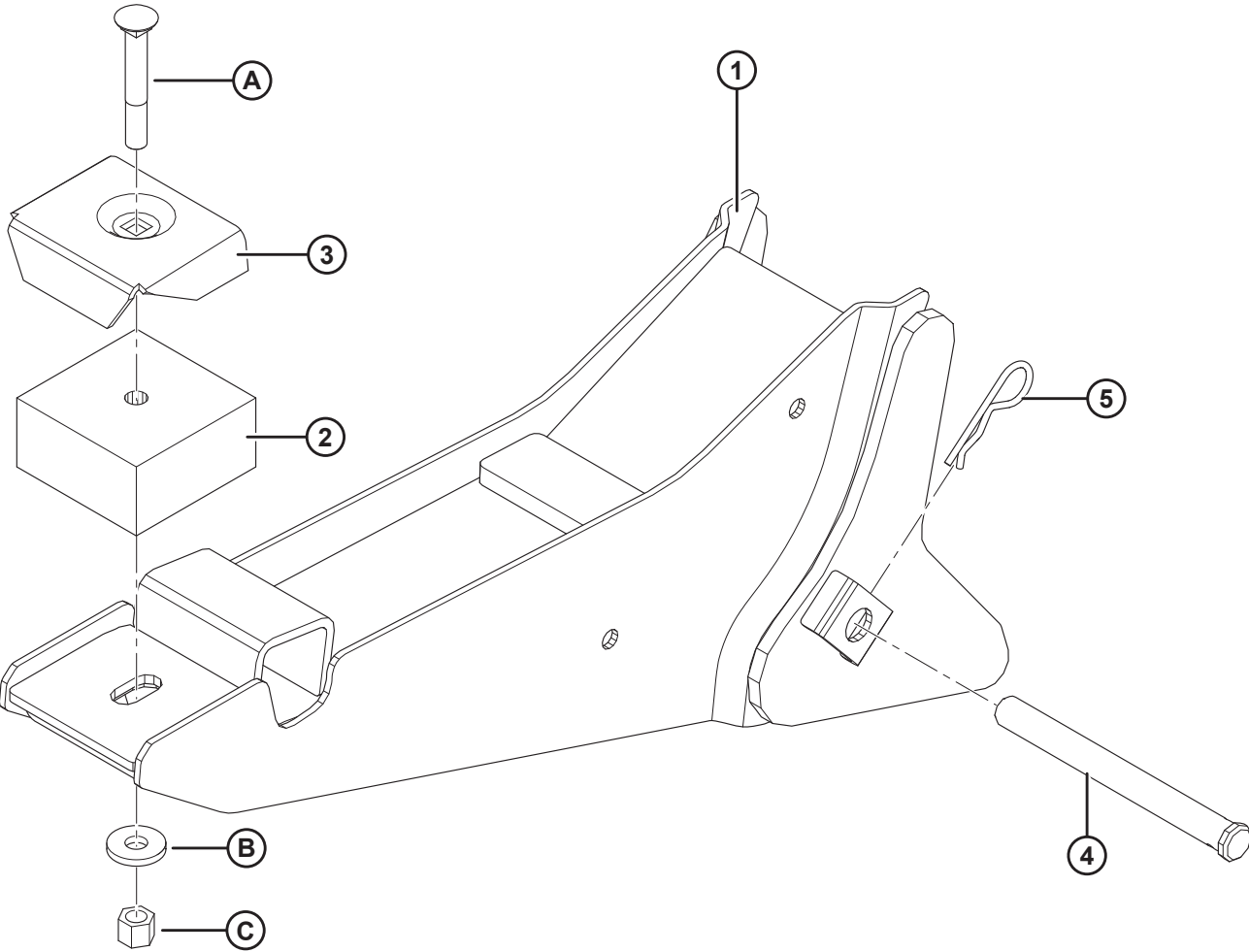
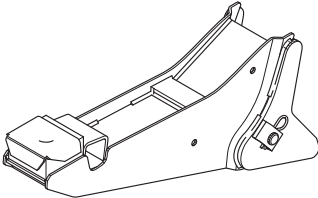
(OPTION) DRAPER EXTENSION KIT

Ref	Part Number	Description	Qty	Serial Number
	B5407	KIT – DRAPER EXTENSION <sup>199</sup>	1	
1	220641	DRAPER – REPAIR KIT	2	
2	174528	ARM – REAR SUPPORT	2	
3	174559	ARM – INNER ROLLER SUPPORT	2	
4	174560	ARM – OUTER ROLLER SUPPORT	2	
A	19965	BOLT – RHSN 3/8 NC X 1.0 GR 5 ZP		
B	30228	NUT – FLANGE DT SMOOTH FACE 0.375-16 UNC		

---

199. Kits available through Whole Goods only.

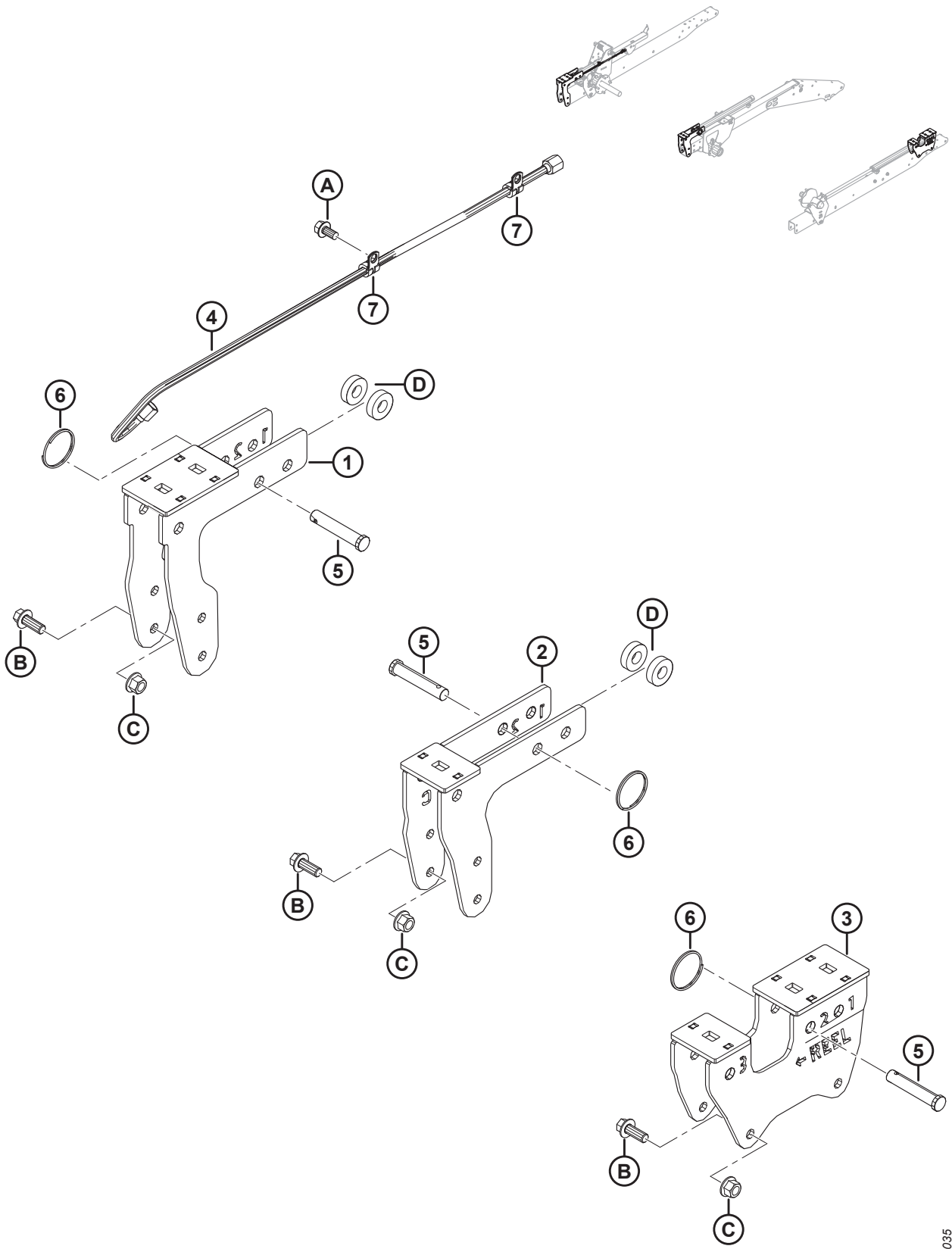
# 59 (Option) Draper Header Supports (Boots for M Series)



(OPTION) DRAPER HEADER SUPPORTS (BOOTS FOR M SERIES)

Ref	Part Number	Description	Qty	Serial Number
1	163088	SUPPORT – DRAPER HEADER, WELDT	2	
2	42498	PAD – RUBBER	2	
3	44575	SUPPORT	2	
4	135408	PIN – CLEVIS	2	
5	13125	PIN – HAIR	2	
A	30849	BOLT – RHSN 1/2 NC X 3.5 LG GR 5 ZP		
B	4761	WASHER – FLAT		
C	21389	NUT – HEX LOCK .500-13 UNC		

# 60 (Option) Multi-Crop Rapid Reel Conversion Kit

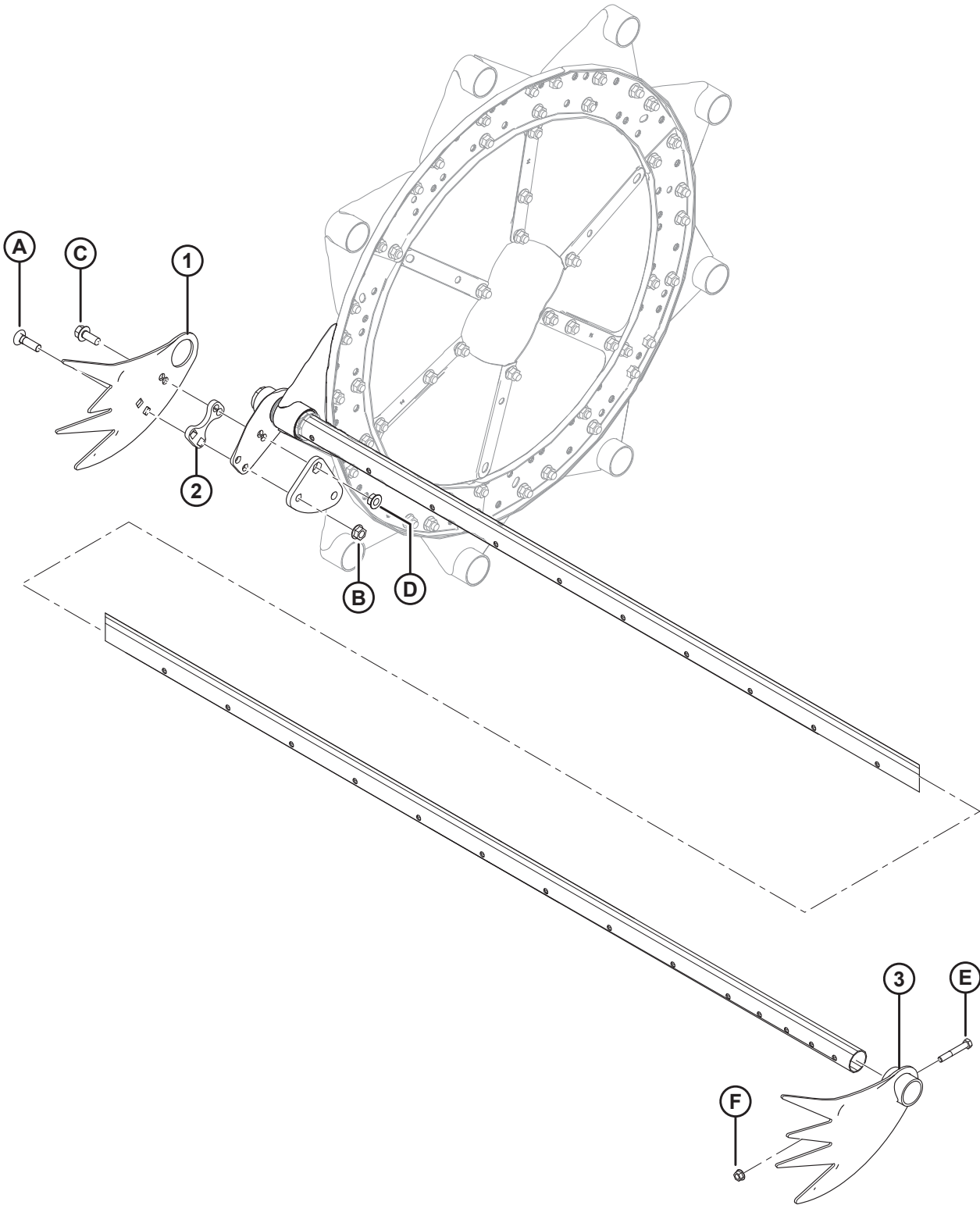


(OPTION) MULTI-CROP RAPID REEL CONVERSION KIT

Ref	Part Number	Description	Qty	Serial Number
	B6590	KIT – MULTI-CROP RAPID REEL CONVERSION <sup>200</sup>		
1	294598	BRACKET – RHS CAM BRACKET	1	
2	294601	BRACKET – CENTER CAM BRACKET	1	
3	294599	BRACKET – LHS CAM BRACKET	1	
4	245362	HOSE – HYD, 0.25 IN. I.D., 950 MM LG, 100R17, METAL REIN.	1	
5	18624	PIN – CLEVIS, 15.71 MM, 70 MM, ZN PL	3	
6	118137	RING – EXTERNAL, 2 INCH, .087	3	
7	135233	CLAMP – DOUBLE HOSE INSULATED	2	
A	101898	SCREW – HEX WASH HD THD ROLLING 3/8 NC X 5/8		
B	148798	BOLT – HEX FLG HD M12 X 1.75 X 30-10.9-A3L		
C	136431	NUT – HEX FLG CTR LOC M12 X 1.75-10-A3L		
D	40915	WASHER – FLAT		

200. Kit required to reduce the time needed to change the reel position from current location to the rapeseed/canola position. Intended for our Western European and North American markets, where straight-cut canola applications are required. Includes all listed parts and instructions. Kits available through Whole Goods only.

# 61 (Option) Pick-up Reel-End Fingers Kit



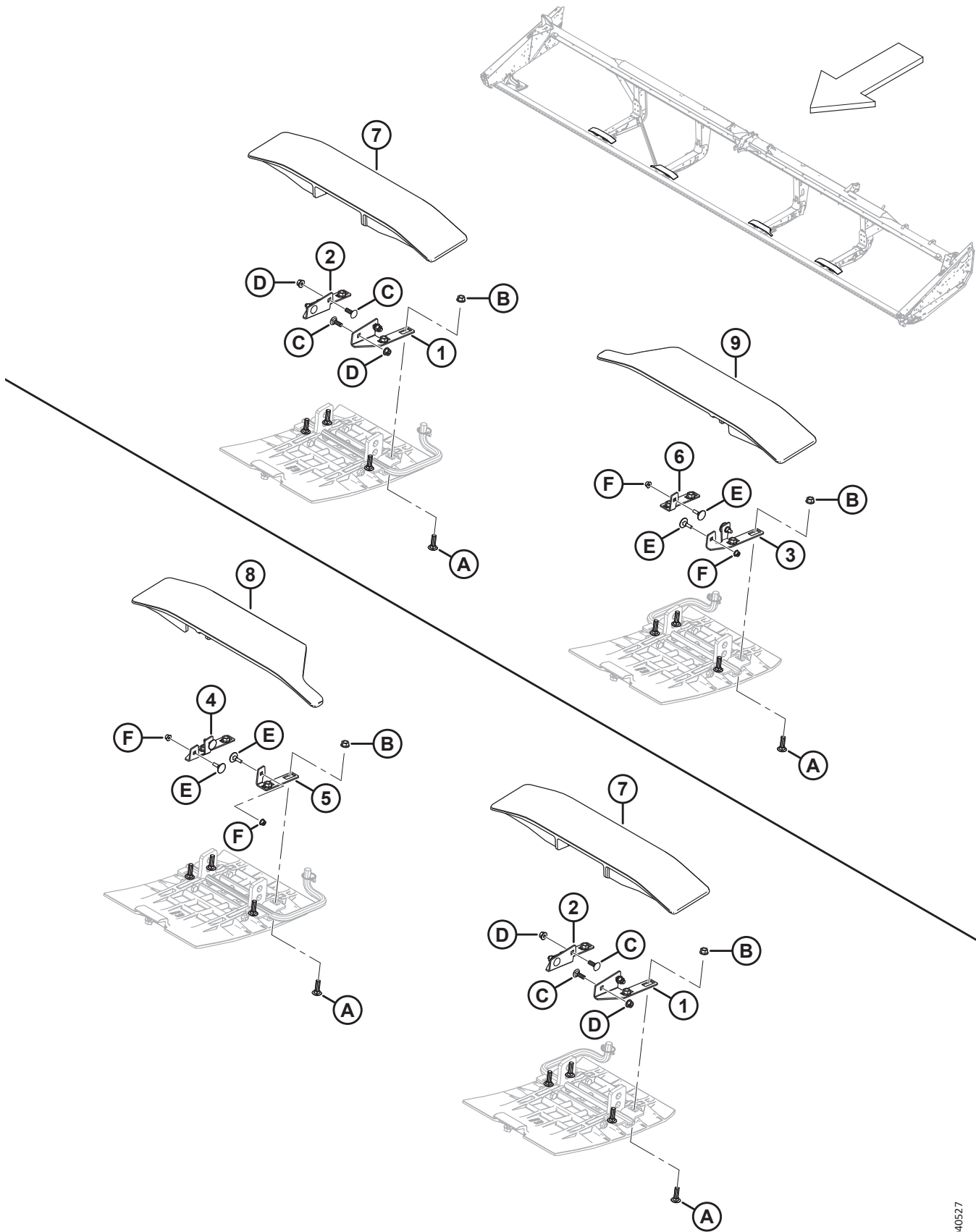
(OPTION) PICK-UP REEL-END FINGERS KIT

Ref	Part Number	Description	Qty	Serial Number
	B4831	KIT – PICK-UP REEL, END FINGERS <sup>201</sup>		
1	137794	FINGER – LODGED CROP, CAM END	3	
2	137795	SHIM – LODGED CROP FINGER	3	
3	137924	FINGER – LODGED CROP, TAIL END	3	
A	30515	BOLT – RHSN, 1/2 NC X 1-3/4, GR 5		
B	50186	NUT – LOCK, SMOOTH FLANGE, 1/2 NC DT		
C	30368	BOLT – FLANGE HEAD 1/2 NC X 1-1/4 GR 5		
D	21383	NUT – SERRATED FLANGE LOCK, 1/2 NC		
E	21102	BOLT – HEX HD 3/8 NC X 2-1/2 GR 5		
F	30228	NUT – LOCK, SMOOTH FLG, 3/8 NC, DT		

---

201. Kits available through Whole Goods only.

# 62 (Option) Polyethylene Draper Tracks





(OPTION) POLYETHYLENE DRAPER TRACKS

**NOTE:**

Illustration; TOP: right side of the header, BOTTOM: left side of the header.

Ref	Part Number	Description	Qty	Serial Number
	335846	KIT – BRACKET D1XL DRAPER TRACK <sup>202</sup>		
1	335800	BRACKET – POLY TRACK MOUNT	2	
2	335802	BRACKET – POLY TRACK MOUNT	2	
3	335833	BRACKET – POLY TRACK MOUNT	1	
4	335839	BRACKET – POLY TRACK MOUNT	1	
5	335845	BRACKET – POLY TRACK MOUNT	1	
6	335840	BRACKET – POLY TRACK MOUNT	1	
7	335832	TRACK – SHORT PLASTIC <sup>203</sup>	2	
8	335804	TRACK – SHORT PLASTIC <sup>204</sup>	1	
9	335773	TRACK – SHORT PLASTIC <sup>205</sup>	1	
A	19966	BOLT – RHSN 3/8-16 X 1.25-GR5-AA1J		
B	30228	NUT – FLG DT SM FACE 3/8-16 UNC-GR5-AA1J		
C	184648	BOLT – RHSN M8 X 1.25 X 25-8.8-AA1J		
D	135337	NUT – HEX FLG CTR LK M8 X 1.25-8-AA1J		
E	197241	BOLT – ELEV CSK M6 X 1 X 26-8.8		
F	152668	NUT – HEX FLG CTR LOC M6 X 1-8		

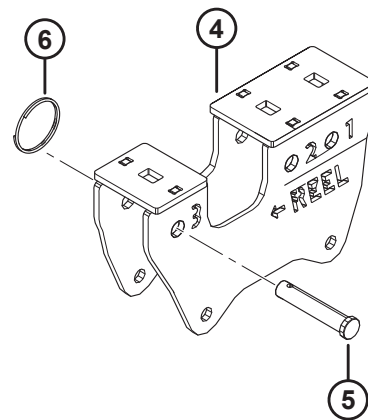
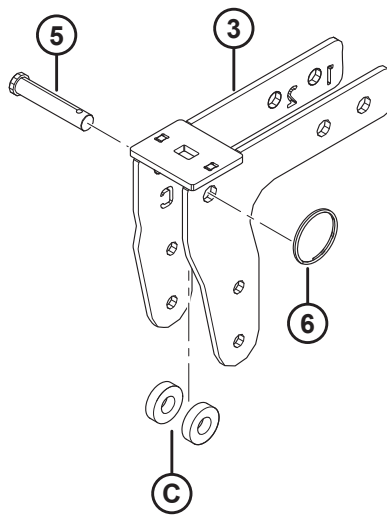
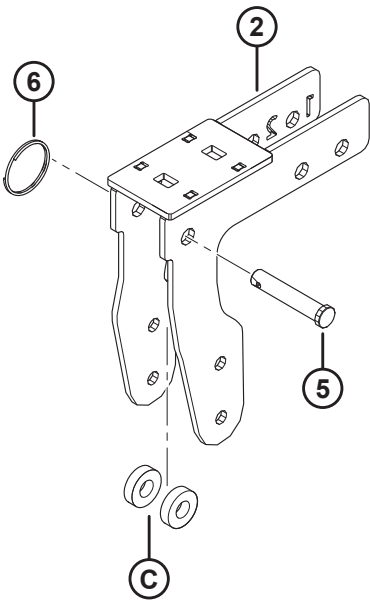
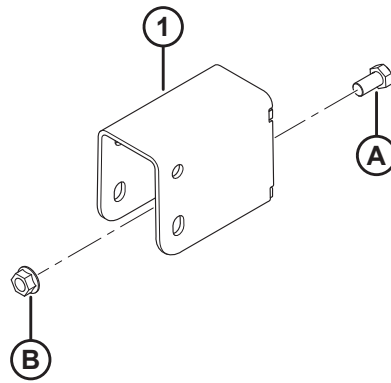
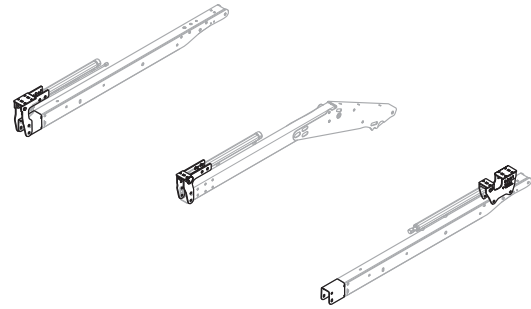
202. Kit includes all listed parts and instructions.

203. Track (MD #335832) is used on the outer header frame legs.

204. Track (MD #335804) is used on the LH center header leg.

205. Track (MD #335773) is used on the RH center header leg.

# 63 (Option) Reel Arm Extension Kit



(OPTION) REEL ARM EXTENSION KIT

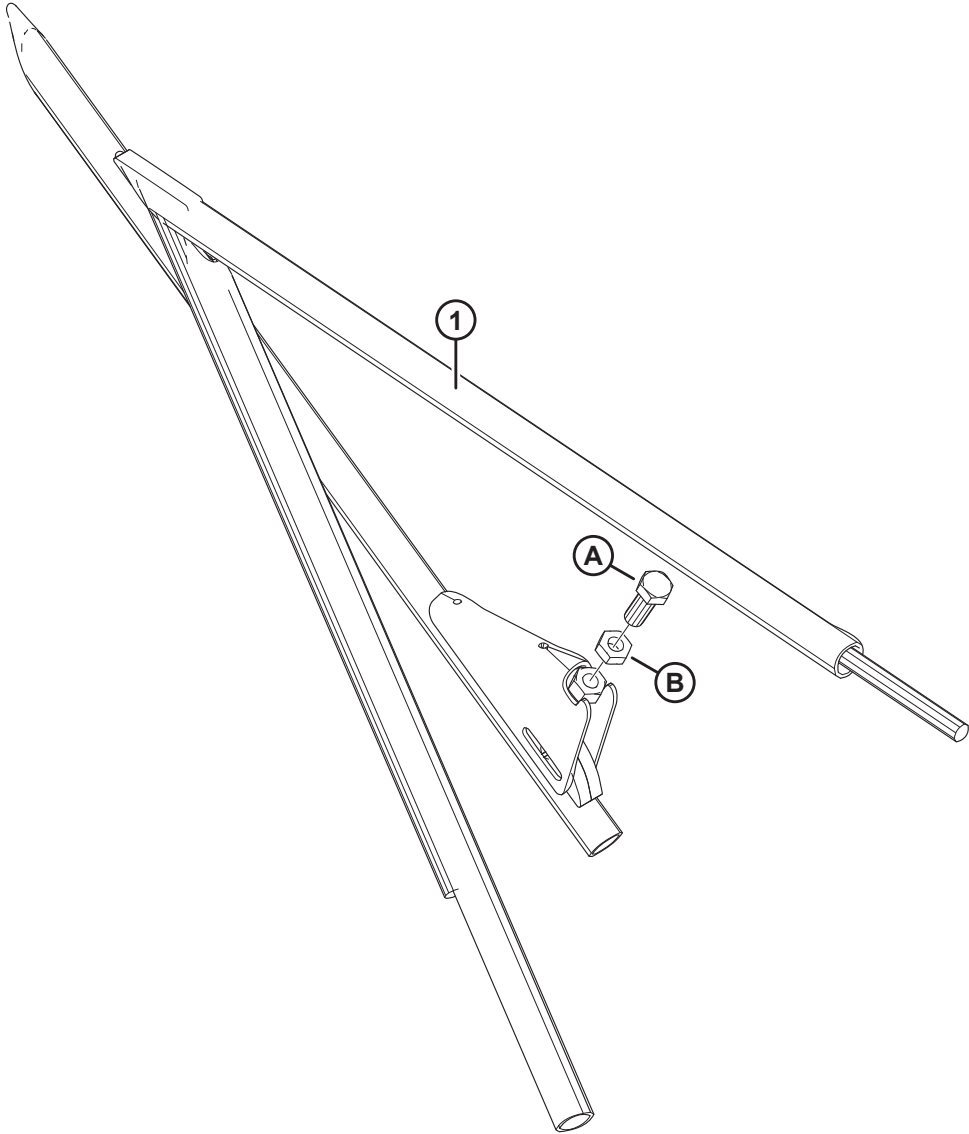
**NOTE:**

Reel Arm Extension Kit (MD #B6591) is **NOT** compatible with Vertical Knife Mounts (MD #B6137 and B6138).

Ref	Part Number	Description	Qty	Serial Number
	B6591	KIT – REEL ARM EXTENSION (EXPORT ONLY) <sup>206</sup>		
1	245926	SUPPORT WELDMENT	2	
2	294598	BRACKET – RHS CAM WELDT	1	
3	294601	BRACKET – CENTER CAM WELDT	1	
4	294599	BRACKET – LHS CAM WELDT	1	
5	18624	PIN – CLEVIS, 15.71 MM, 70 MM, ZN PL	3	
6	118137	RING – EXTERNAL, 2 INCH, .087	3	
A	21575	BOLT – HH 1/2 NC X 1.0 LG GR 5 ZP		
B	50186	NUT – FLG LOCK SMTH FACE DT 0.500-13 UNC GR 5		
C	40915	WASHER – FLAT		

206. Kit provides extended reel fore/aft range (from furthest forward to furthest rearward) on headers equipped with short reel arms. Kit includes all listed parts and instructions. Kits available through Whole Goods only.

# 64 (Option) Rice Divider Rods



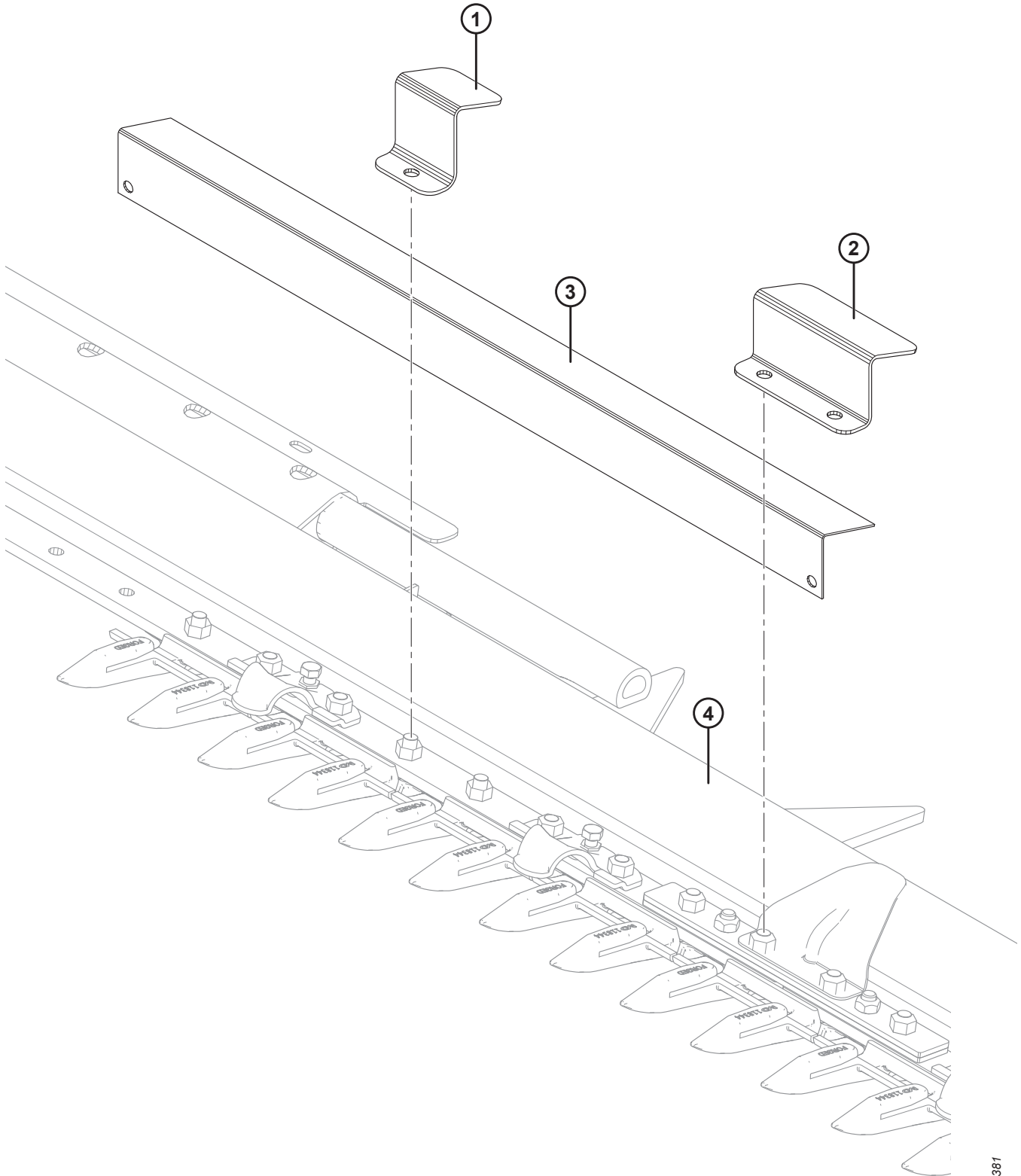
(OPTION) RICE DIVIDER RODS

Ref	Part Number	Description	Qty	Serial Number
	B5609	KIT – RICE DIVIDER RODS <sup>207</sup>		
1	123681	DIVIDER – RICE LH TUBE WELDT	1	
	123682	DIVIDER – RICE RH TUBE WELDT	1	
A	172875	SCREW – SET		
B	21056	NUT – HEX JAM 1/2-13 UNC GR 5 ZP		

---

207. Kits available through Whole Goods only.

# 65 (Option) Rock Retarder Kit



1009381

(OPTION) ROCK RETARDER KIT

Ref	Part Number	Description	Qty	Serial Number
	B5084	KIT – ROCK RETARDER (25–35 FT HEADER) <sup>208</sup>		
	B5085	KIT – ROCK RETARDER (40–45 FT HEADER) <sup>208</sup>		
1	129577	SUPPORT – ROCK RETARDER CLAMP <sup>209</sup>		
2	129578	SUPPORT – ROCK RETARDER CLAMP <sup>210</sup>	2	
3	129581	SUPPORT – ROCK RETARDER, 990 MM LONG	3	
	129582	SUPPORT – ROCK RETARDER, 913 MM LONG	4	
	129584	SUPPORT – ROCK RETARDER, 888 MM LONG	2	
	129589	SUPPORT – ROCK RETARDER, 1066 MM LONG	2	
4	REF	CUTTERBAR		

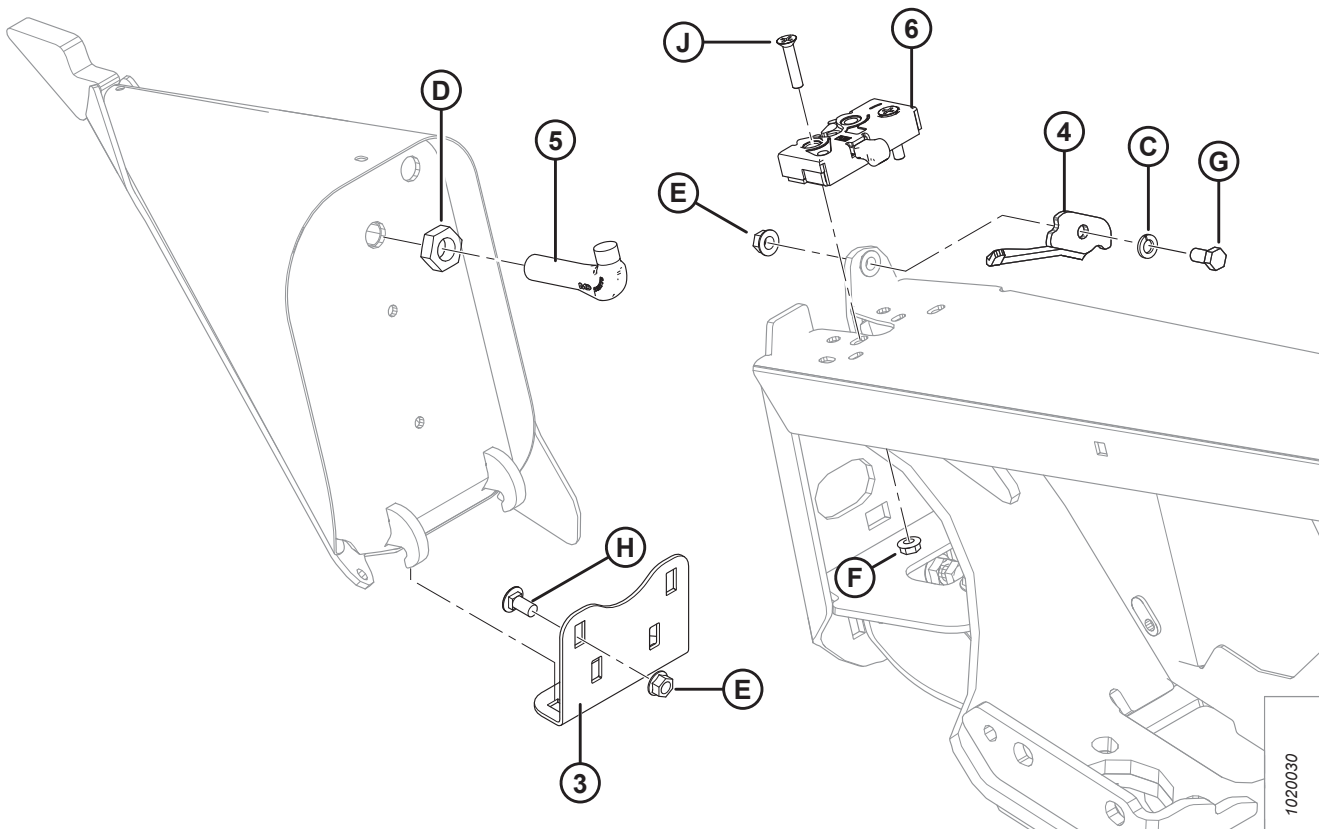
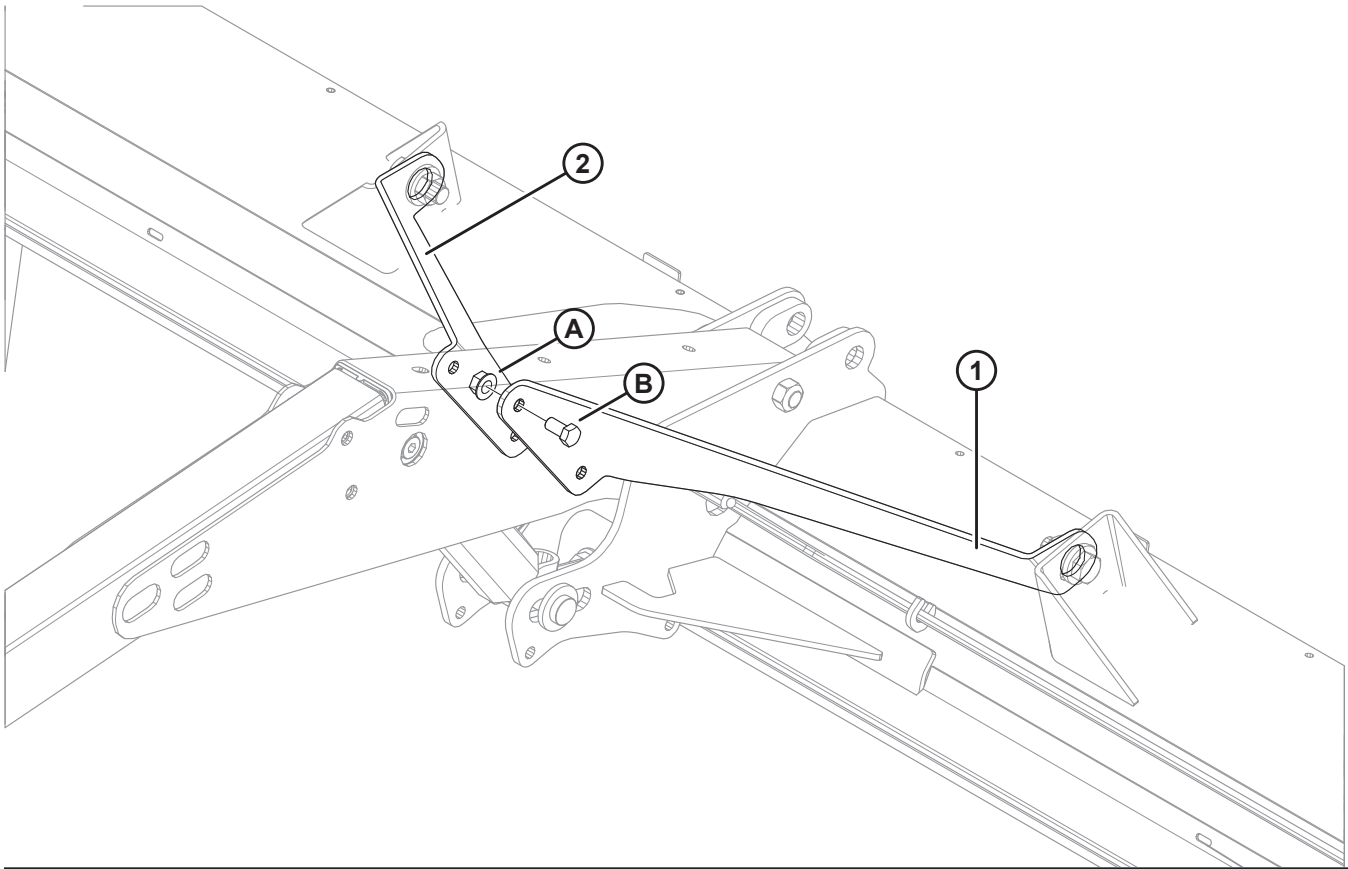
---

208. Kits available through Whole Goods only.

209. Quantities: 25–35 ft. = 32, 40–45 ft. = 40.

210. For use at flex joint.

# 66 (Option) Short Brace Kit for Center Reel Arm / Divider Latches



1020030



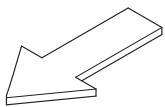
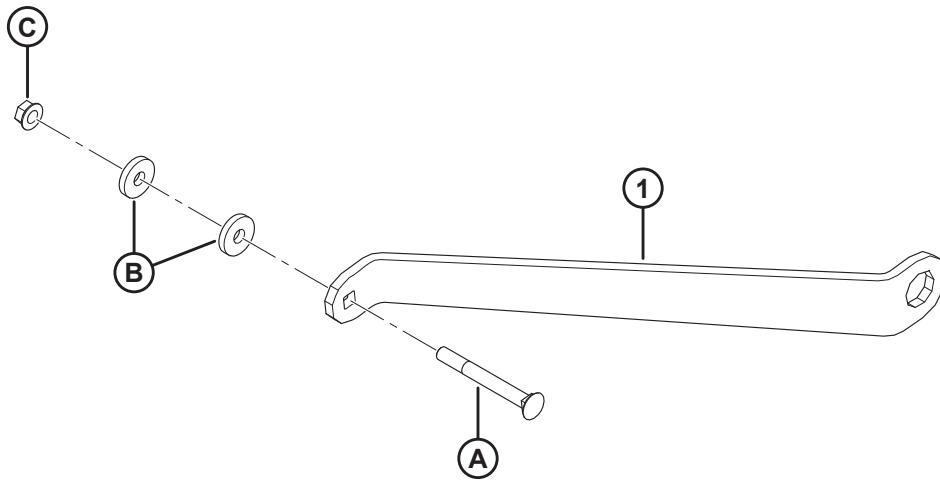
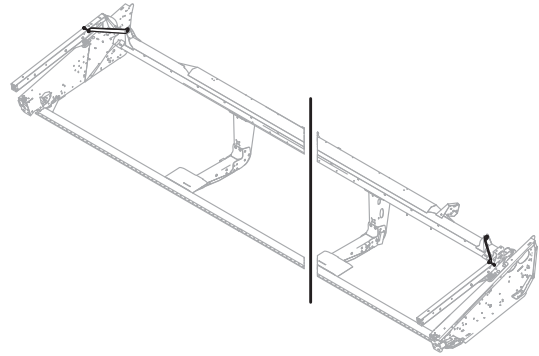
(OPTION) SHORT BRACE KIT FOR CENTER REEL ARM / DIVIDER LATCHES

Ref	Part Number	Description	Qty	Serial Number
	B5605	KIT – SHORT BRACE FOR CENTER REEL ARM <sup>211</sup>		
1	164825	BRACE – SHORT LH	1	
2	164800	BRACE – SHORT RH	1	
A	50186	NUT – FLANGE LOCK SM FACE DT 0.500-13 UNC GR 5		
B	21575	BOLT – HH 1/2 NC X 1.0 LG GR 5 ZP		
	B6158	KIT – DIVIDER LATCHES <sup>211</sup>		
3	255791	ANGLE – DIVIDER, STORAGE <sup>212</sup>	2	
4	132248	LATCH – LH, DIVIDER SAFETY	1	
	132253	LATCH – RH, DIVIDER SAFETY	1	
5	132773	HOOK – DIVIDER LATCH	2	
6	120932	LATCH – LH	1	
	120933	LATCH – RH	1	
C	18637	WASHER – REG. LOCK 3/8 IN. NOM. I.D. ZP		
D	7674	NUT – HEX JAM 3/4-16 UNF GR 5 ZP		
E	30228	NUT – FLANGE DT SMOOTH FACE 0.375-16 UNC		
F	30280	NUT – FLG SIDE LK SMTH FACE 5/16 NC GR 5 ZP		
G	21567	BOLT – HEX HD .375-16 UNC X 0.75 LG		
H	21863	BOLT – RHSSN 3/8 NC X 0.75 LG GR 5 ZP		
J	30504	SCREW – FLAT CSK MACH 5/16 NC X 1-1/2 LG GR 5 ZP		

211. Kits available through Whole Goods only.

212. Used to store divider on header endsheet when divider is not in use. For mounting position on header endsheet, refer to Section 1 *Header Frame – Dividers and Stand, page 1.*

# 67 (Option) Short Brace Kit for Short Reel Arms – Single Reel



(OPTION) SHORT BRACE KIT FOR SHORT REEL ARMS – SINGLE REEL

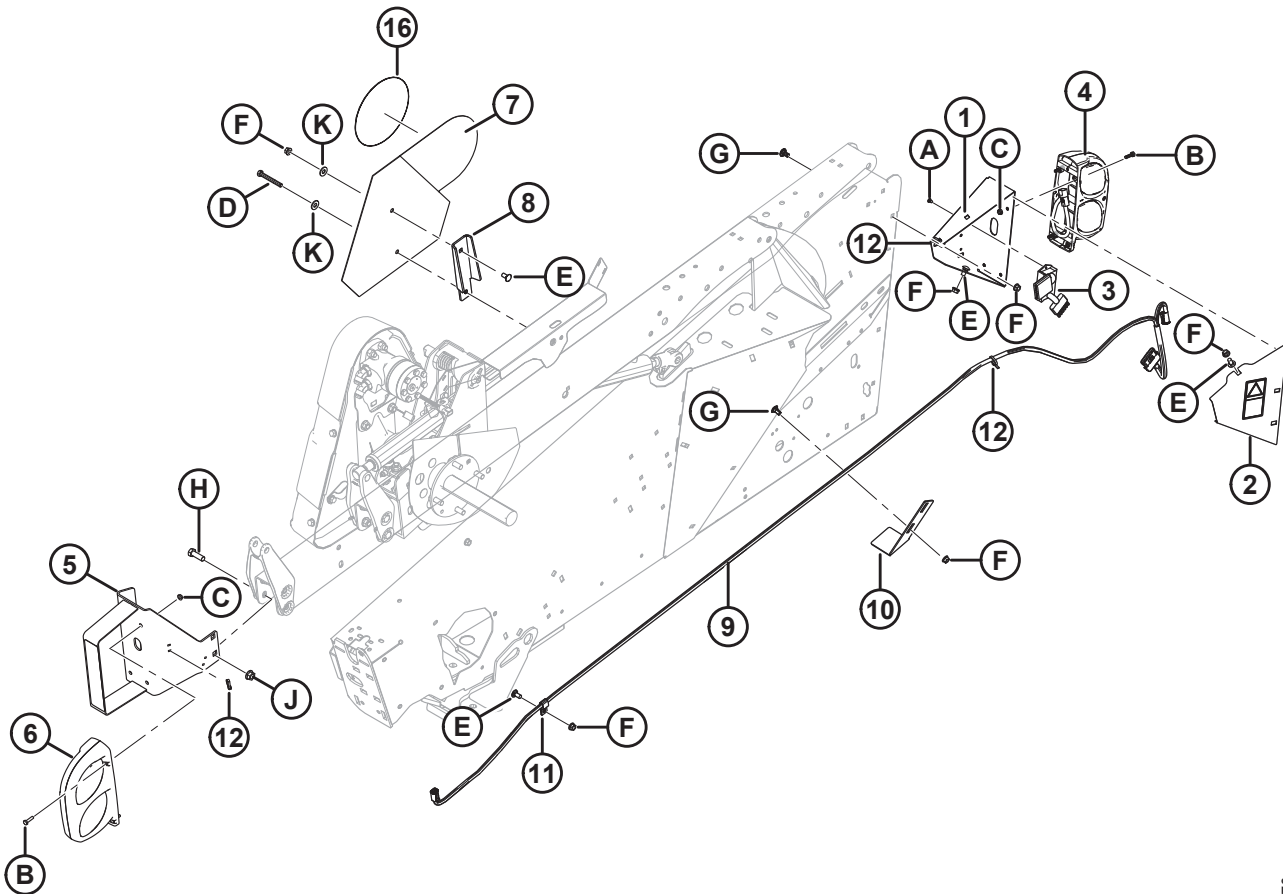
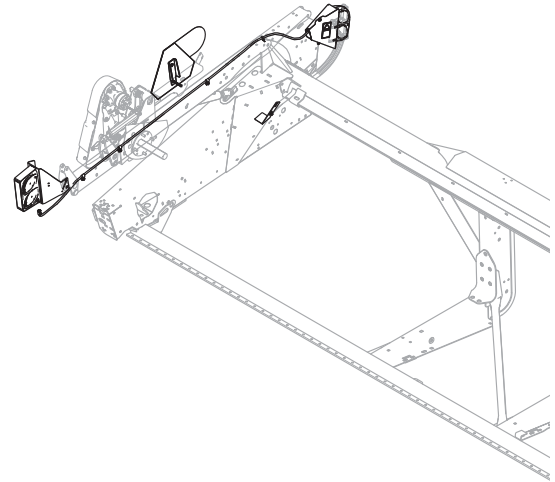
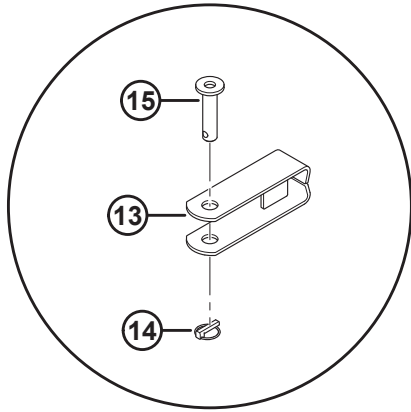
Ref	Part Number	Description	Qty	Serial Number
	B6401	KIT – SINGLE REEL SHORT BRACE (EXPORT ONLY) <sup>213</sup>		
	255845	KIT – SINGLE REEL SHORT BRACES (EXPORT ONLY) <sup>214</sup>		
1	255831	BRACE – DIAGONAL SHORT	2	
A	129847	BOLT – RHSN 1/2 NC X 4.5 LG GR 5 ZP		
B	18770	WASHER – FLAT		
C	50186	NUT – FLG LOCK SMTH FACE DT 0.500-13 UNC GR 5		

---

213. Kit provides outer reel arm braces for single-reel headers equipped with short reel arms. Kit includes Single Reel Short Braces kit (MD #255845). Kits available through Whole Goods only.

214. Kit includes two diagonal short braces (MD #255831), two bolts (MD #129847), two washers (MD #18770), two nuts (MD #50186), and instructions.

# 68 (Option) Slow Speed Transport Package – Hitch Electrical



**(OPTION) SLOW SPEED TRANSPORT PACKAGE – HITCH ELECTRICAL**

Ref	Part Number	Description	Qty	Serial Number
	B6606	KIT – TRANSPORT LIGHTS AND HARNESS (NORTH AMERICA AND AUSTRALIA) <sup>215</sup>		
	B6607	KIT – TRANSPORT LIGHTS AND HARNESS (EUROPE) <sup>215</sup>		
1	244727	SUPPORT – LH TRANSPORT LIGHT	1	
2	274414	COVER – WITH SAFETY DECAL <sup>216</sup>	1	
3	171068	RELAY – TRANSPORT LIGHTING MODULE <sup>217</sup>	1	
4	138087	LAMP – STOP/TURN/TAIL <sup>218</sup>	1	
5	294392	SUPPORT – SST RH REAR LIGHT	1	
	115146	REFLECTOR – AMBER	A/R	
	115147	REFLECTOR – RED	A/R	
6	138086	LAMP – STOP/TURN/TAIL <sup>218</sup>	1	
	139630	LENS – AMBER	1	
	139631	LENS – RED	1	
	139632	LENS – BLACK (OPAQUE)	1	
	139633	LENS – CLEAR (RUSSIAN)	1	
7	258262	ASSY – BRACKET W/ SMV <sup>219</sup>	1	
	115148	DECAL – SMV <sup>217</sup>	1	
	258253	BRACKET – SPEED ID SYMBOL (EUROPE) <sup>220</sup>	A/R	
8	174926	BRACKET – SMV MOUNTING	1	
9	254175	HARNESS	1	
10	253500	SUPPORT – DIVIDER ROD LOWER	1	
11	135233	CLAMP – DOUBLE HOSE INSULATED	2	
12	21763	FASTENER – CABLE TIE (BLACK)	3	
13	113536	CLEVIS WELDT <sup>217</sup>	1	
14	113561	PIN – LYNCH <sup>217</sup>	1	
15	118239	PIN – HITCH <sup>217</sup>	1	
16	193241	DECAL – SIS, 30 KM/H	1	
	193243	DECAL – SIS, 30 KM/H (SMALL)	1	
	193242	DECAL – SIS, 20 MILE/H	1	
	193240	DECAL – SIS, 20 MILE/H (SMALL)	1	
A	136868	RIVET – BLIND		
B	21573	BOLT – HEX HD 1/4 NC X 1.0 LG GR 5 ZP		
C	21455	NUT – FLG (SER FACE) 1/4 NC GR 5 ZP		
D	21568	BOLT – HH 3/8 NC X 3.0 LG GR 5 ZP (SINGLE REEL)		
	21102	BOLT – HH 3/8 NC X 2.5 LG GR 5 ZP (DOUBLE REEL)		

215. Kits available through Whole Goods only.

216. Includes decal (MD #184422).

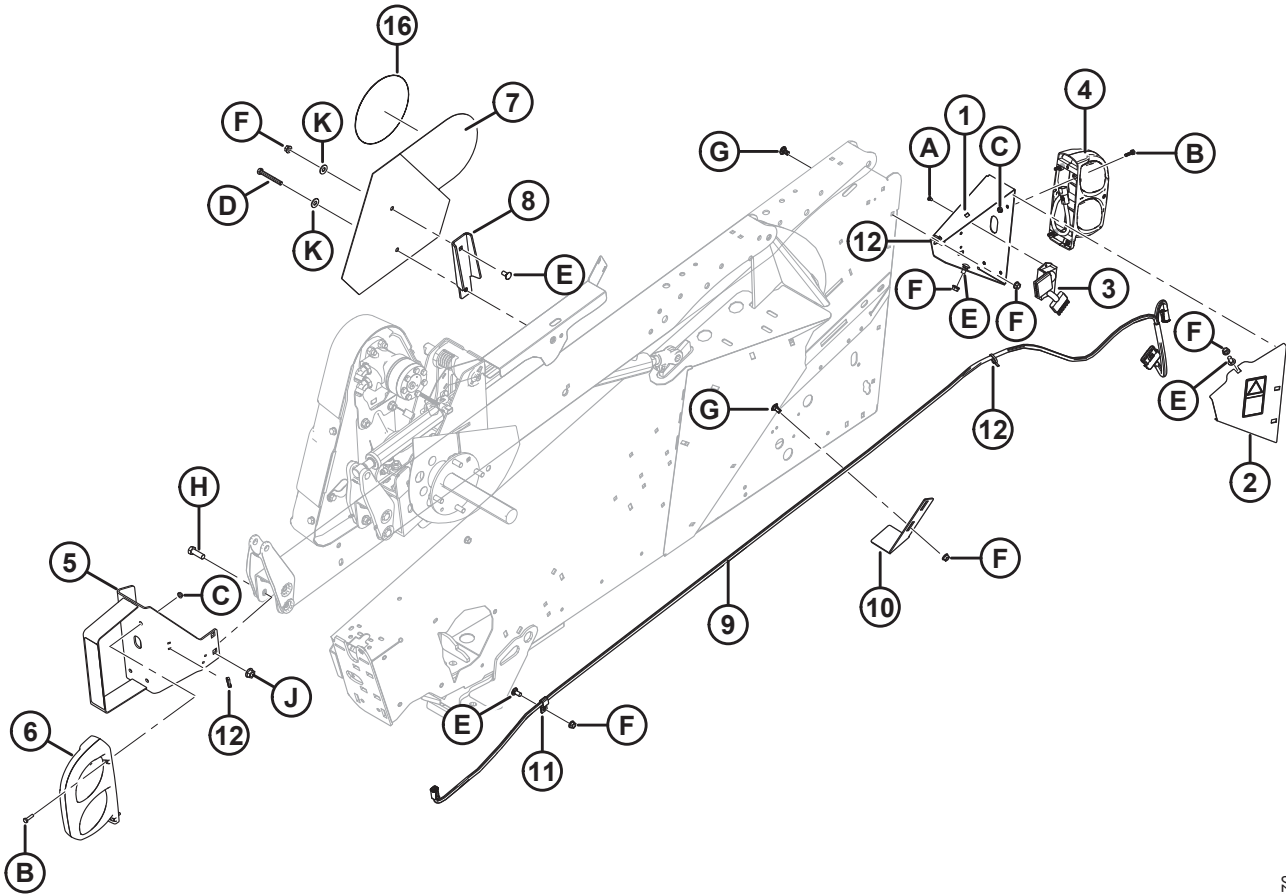
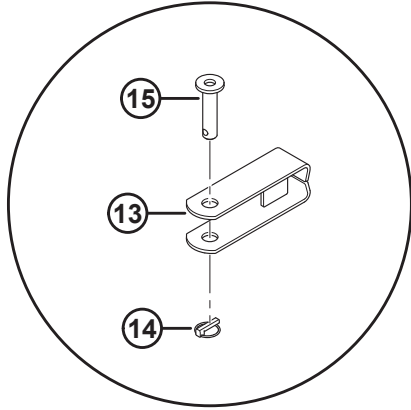
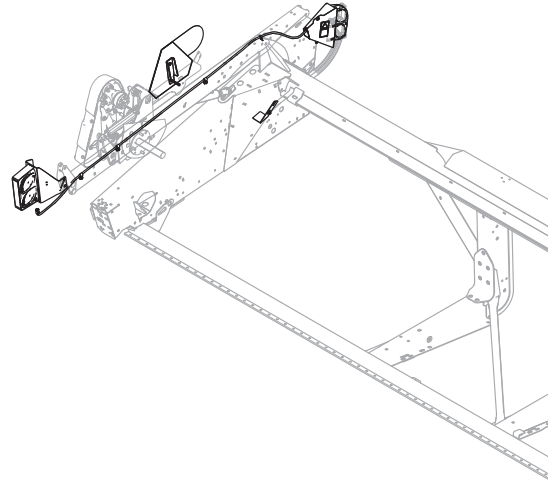
217. For B6606 only.

218. Turn, tail, and brake bulbs not sold by MacDon, but can be replaced with red (tail/brake) bulb - 1077, and amber (turn) bulb - 7506.

219. Includes SMV decal (MD #115148). For B6606 only.

220. For B6607 only.

(OPTION) SLOW SPEED TRANSPORT PACKAGE – HITCH ELECTRICAL



1031670

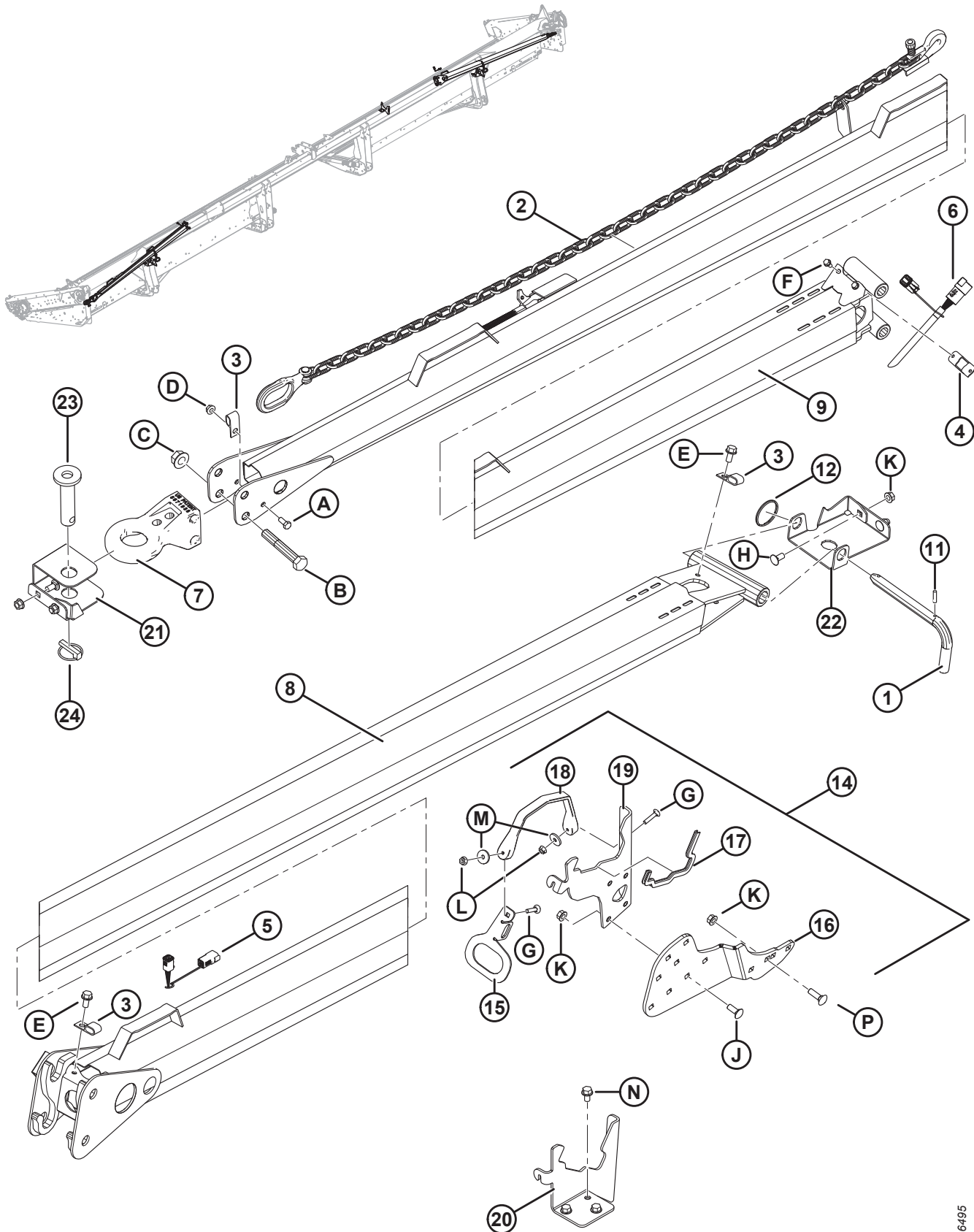
(OPTION) SLOW SPEED TRANSPORT PACKAGE – HITCH ELECTRICAL

Ref	Part Number	Description	Qty	Serial Number
E	21863	BOLT – RHSSN 3/8 NC X 0.75 LG GR 5 ZP		
F	30228	NUT – FLANGE DT SMOOTH FACE 0.375-16 UNC		
G	21472	BOLT – RHSN 3/8 NC X 0.75 GR 5 ZP		
H	18723	BOLT – HH 1/2 NC X 1.5 LG TFL GR 5 ZP		
J	50186	NUT – FLG LOCK SM FACE DT 0.500-13 UNC GR 5		
K	18670	WASHER – FLAT SAE 7/16 I.D. X 1.0 IN. O.D. AA1J <sup>221</sup>		

---

221. For B6606 only.

# 69 (Option) Slow Speed Transport Package – Transport Hitch



1026-95



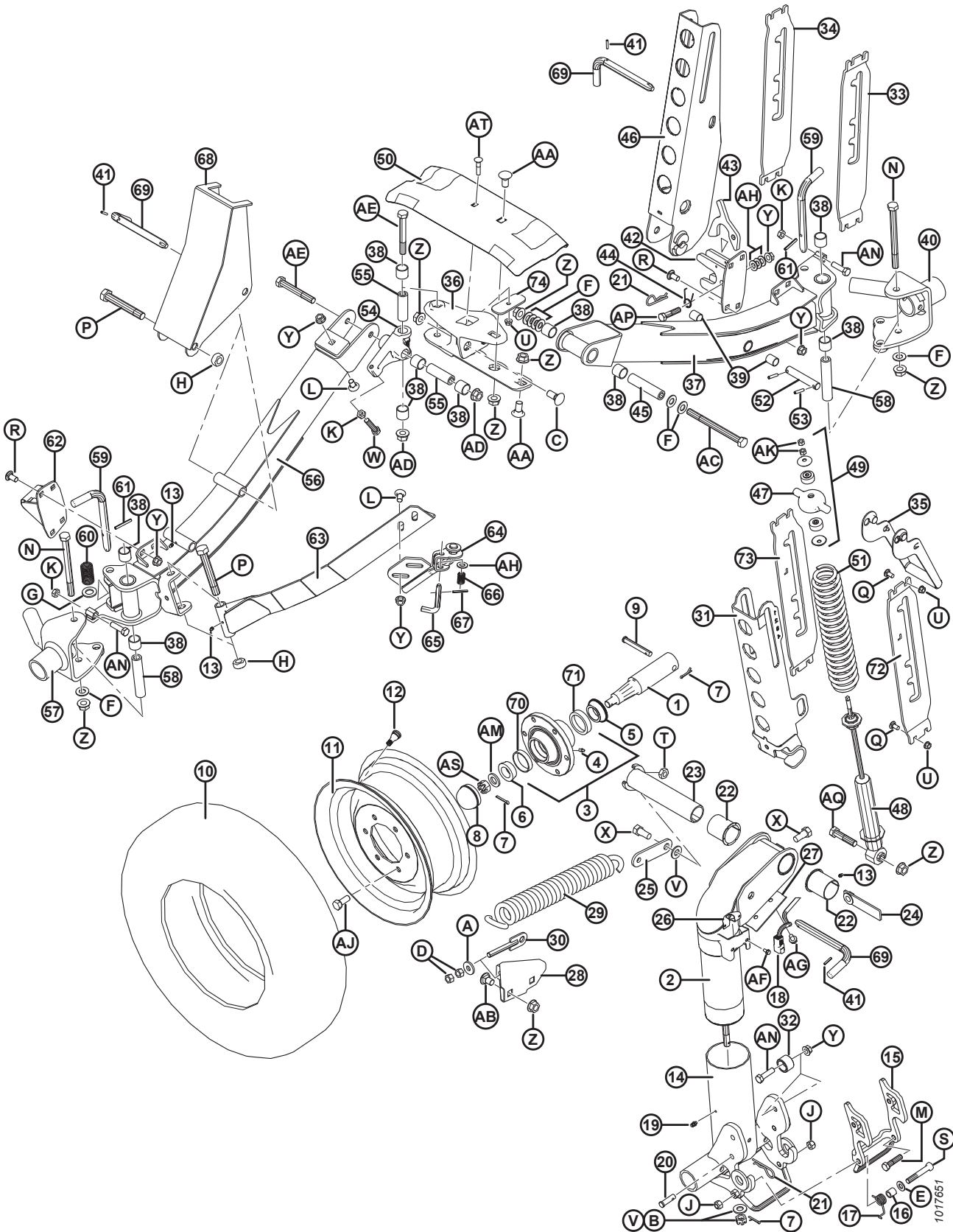
(OPTION) SLOW SPEED TRANSPORT PACKAGE – TRANSPORT HITCH

Ref	Part Number	Description	Qty	Serial Number
	B6145	KIT – TRANSPORT (TOW POLE) <sup>222</sup>		
1	144415	ASSY – L-PIN	1	
2	21404	CHAIN – SAFETY 59 LG	1	
3	39272	CLIP – INSULATED	2	
4	193057	CLIP – WIRING HARNESS DEUTSCH CONNECTOR	1	
5	193059	HARNESS – TRANSPORT HITCH (HEADER END)	1	
6	193058	HARNESS – TRANSPORT HITCH (TOW END)	1	
7	113566	HITCH BASE	1	
8	193202	HITCH – WELDT (HEADER END)	1	
9	193212	HITCH – C/W DECALS (TOW END) <sup>223</sup>	1	
11	16010	PIN – SPRING 3/16 DIA X 1.0 LG	1	
12	118137	RING	1	
14	294815	KIT – HITCH STORAGE ON HEADER	1	
15	193183	PLATE – LATCH HANDLE	2	
16	294807	ANGLE – SUPPORT	2	
17	135704	SEAL – EDGE TRIM	2	
18	193187	STRAP – RUBBER	2	
19	244760	SUPPORT – HITCH CRADLE	2	
20	220326	SUPPORT – HITCH CRADLE	1	
21	193188	SUPPORT – HITCH LH ENDSHEET	1	
22	279065	SUPPORT – HITCH RH ENDSHEET	1	
23	118239	PIN – HITCH	1	
24	113561	PIN – LYNCH	1	
A	21558	BOLT – HEX HD 5/16 NC X 0.75 LG GR 5 ZP		
B	19634	BOLT – HH 5/8 NC X 4.0 LG GR 5 ZP		
C	50225	NUT – FLANGE DT SMOOTH FACE .625-11 UNC		
D	30280	NUT – FLG SIDE LK SMTH FACE 5/16 NC GR 5 ZP		
E	101897	SCREW – HEX WASH HD THD ROLLING 3/8 NC X 3/4		
F	21055	SCREW – SELF TAP HEX WASH HD 1/4 NC X 1/2		
G	135623	BOLT – RHSN 1/4 NC X 1.25 LG GR 5 ZP		
H	21863	BOLT – RHSSN 3/8 NC X 0.75 LG GR 5 ZP		
J	100456	BOLT – RHSSN 3/8 NC X 1.0 GR 5 ZP		
K	30228	NUT – FLANGE DT SMOOTH FACE 0.375-16 UNC		
L	135248	NUT – FLG DT SMTH FACE 1/4-20 NC GR 5 ZP		
M	40628	WASHER – FLAT		
N	101898	SCREW – HEX WASH HD THD ROLLING 3/8 NC X 5/8		
P	19966	BOLT – RHSN 3/8-16 X 1.25 GR 5 ZP		

222. Kits available through Whole Goods only.

223. Includes decals (MD #220797, 220798).

# 70 (Option) Slow Speed Transport Package – Wheels and Supports



(OPTION) SLOW SPEED TRANSPORT PACKAGE – WHEELS AND SUPPORTS

Ref	Part Number	Description	Qty	Serial Number
	B5224	KIT – STABILIZER WHEELS <sup>224</sup>		
	B6449	KIT – TRANSPORT SUPPORTS AND HUBS <sup>224</sup>		
1	144378	SPINDLE	4	
2	244722	PIVOT WELDT	1	
3	41982	HUB – C/W BEARING CUPS <sup>225</sup>	4	
4	50174	FITTING – LUBE, DRIVE TYPE 1/4 IN. (CTD HUB)	4	
	21887	FITTING – LUBE, 1/8 NPT (ARMSTRONG HUB)	4	
5	30517	BEARING – CONE, C/W SEAL	4	
6	21376	BEARING – CONE ROLLER (NO SEAL)	4	
7	18648	PIN – COTTER 3/16 DIA X 1.25 ZP	7	
8	30520	CAP – DUST	4	
9	101007	PIN – CLEVIS	4	
10	193031	TIRE – ST 205/75 R15 STEEL BELTED RADIAL	4	
11	144531	WHEEL – 15 X 6 LB	4	
12	21153	STEM – TIRE VALVE ASSEMBLY #TR-415	4	
13	18671	FITTING – LUBE 1/4-28 UNF	5	
14	144971	SPINDLE WELDT	1	
15	144976	LATCH WELDT	1	
16	144742	SPACER – 3/4 IN. O.D. X .120 WALL X 19 LONG	1	
17	144741	SPRING – TORSION	1	
18	REF	HARNESS <sup>226</sup>		
19	21010	FITTING – LUBE 90° 1/4-28 TAPER THD	2	
20	19927	PIN – CLEVIS	1	
21	13125	PIN – HAIR	1	
22	35694	BUSHING – PLASTIC	2	
23	144374	PIN – WELDT	1	
24	144577	BAR – NUT ASSY	1	
25	144471	BAR	1	
26	193057	CLIP – WIRING HARNESS DEUTSCH CONNECTOR	1	
27	144739	HOLDER	1	
28	144873	SUPPORT – WELDT	1	
29	144724	SPRING – EXTENSION	1	
30	144425	BOLT – EYE WELDT	1	
31	144968	CHANNEL WELDT	1	
32	193008	ROLLER	2	
33	193214	SUPPORT – LH (USED RIGHT SIDE OF HEADER)	1	
34	193215	SUPPORT – RH (USED RIGHT SIDE OF HEADER)	1	
35	144899	HANDLE – WELDT	2	
36	125256	SUPPORT – WELDT	1	

224. Kits available through Whole Goods only.

225. Includes lube fitting (MD #50174), bearing cup (MD #7900), and bearing cup (MD #30516).

226. Refer to Section 68 (Option) Slow Speed Transport Package – Hitch Electrical, page 203.



(OPTION) SLOW SPEED TRANSPORT PACKAGE – WHEELS AND SUPPORTS

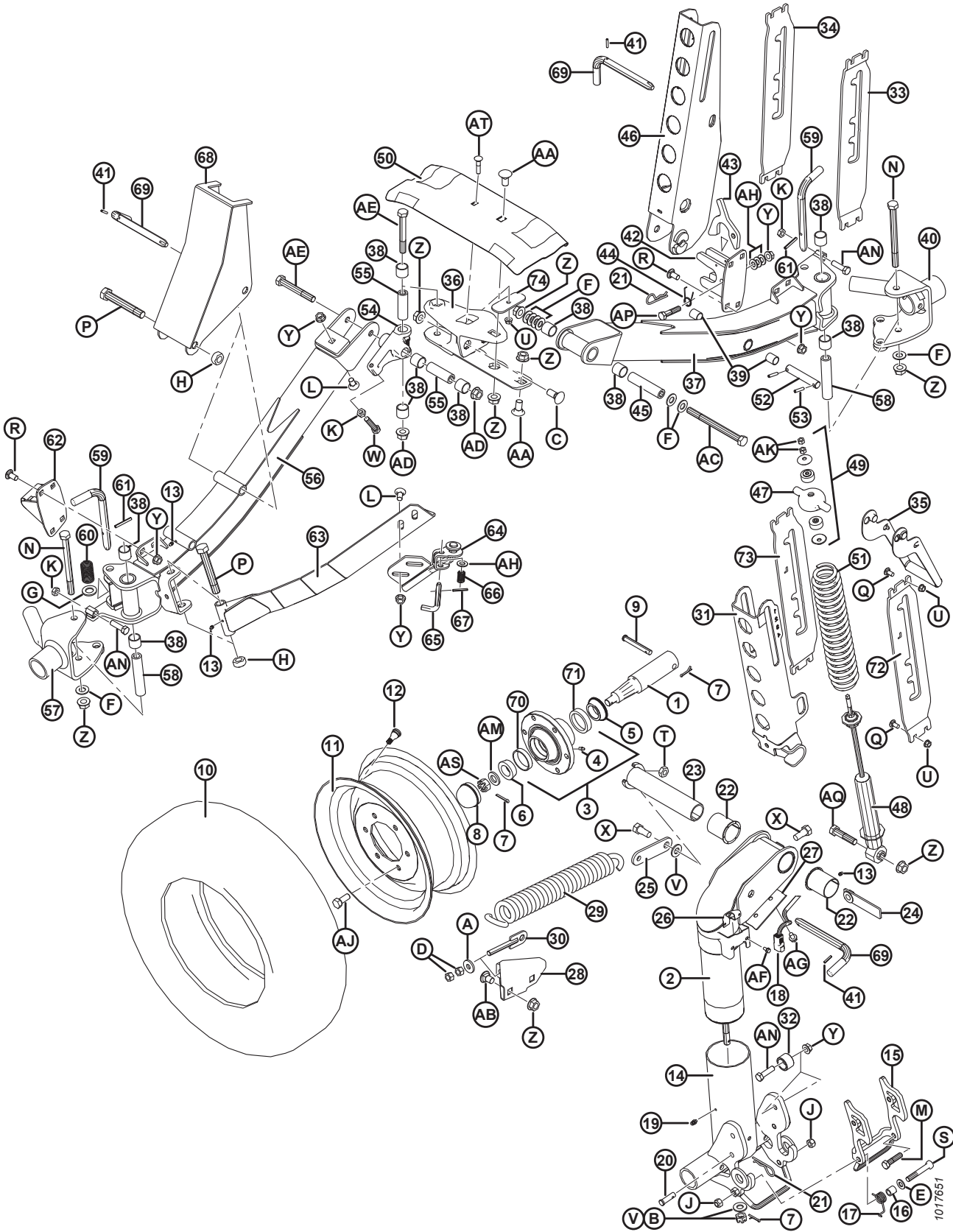
Ref	Part Number	Description	Qty	Serial Number
37	294094	TUBE – AXLE, C/W BUSHINGS <sup>227</sup>	1	
38	133992	BUSHING – COMPOSITE	10	
39	156501	BUSHING – PLASTIC	2	
40	294036	PIVOT – LH WELDT	1	
41	16010	PIN – SPRING 3/16 DIA X 1.0 LG	3	
42	193009	LATCH – WELDT	1	
43	193016	LATCH	1	
44	144505	SPRING – TORSION	1	
45	144880	SPACER	1	
46	144956	CHANNEL WELDT	1	
47	144966	CASTING – SPRING CAP	2	
48	144934	SHOCK – TENNECO <sup>228</sup>	2	
49	174922	KIT – SHOCK MOUNTING	2	
50	220099	SUPPORT – DRAPER, TRANSPORT	1	
51	144962	SPRING – COMPRESSION	2	
52	144376	PIN – STRAIGHT	1	
53	16266	PIN – SPRING 1/4 DIA X 1.25 LG	2	
54	244748	PIVOT – ASSY W/ BUSHINGS <sup>229</sup>	1	
55	244671	SPACER	2	
56	294091	AXLE – ASSY, C/W BUSHINGS <sup>229</sup>	1	
57	294037	PIVOT – RH WELDT	1	
58	193022	SPACER	2	
59	144989	L-PIN	2	
60	29028	SPRING – COMPRESSION	2	
61	2148	PIN – SPRING 1/4 DIA X 2.0 LG	2	
62	193014	LATCH WELDT	1	
63	144324	BRACE – ANGLE WELDT	1	
64	144433	LATCH WELDT	1	
65	144409	L-PIN	1	
66	35618	SPRING – COMPRESSION	1	
67	7642	PIN – SPRING 3/16 DIA X 1.5 LG	1	
68	144321	SUPPORT – C'BAR WELDT	1	
69	144415	ASSY – L-PIN	3	
70	7900	CUP – ROLLER BEARING	4	
71	30516	CUP – ROLLER BEARING	4	
72	193216	SUPPORT – LH (USED LEFT SIDE OF HEADER)	1	
73	193217	SUPPORT – RH (USED LEFT SIDE OF HEADER)	1	
74	125236	BAR – DRAPER SUPPORT RETENTION	1	
A	4761	WASHER – FLAT		
B	6649	NUT – SLOTTED HEX 0.625 IN. NC ZN PL		

227. Includes composite bushing (MD #133992) and plastic bushing (MD #156501).

228. Includes shock mounting kit (MD #174922).

229. Includes composite bushing (MD #133992) and hardware (MD #21056, 30833).

(OPTION) SLOW SPEED TRANSPORT PACKAGE – WHEELS AND SUPPORTS

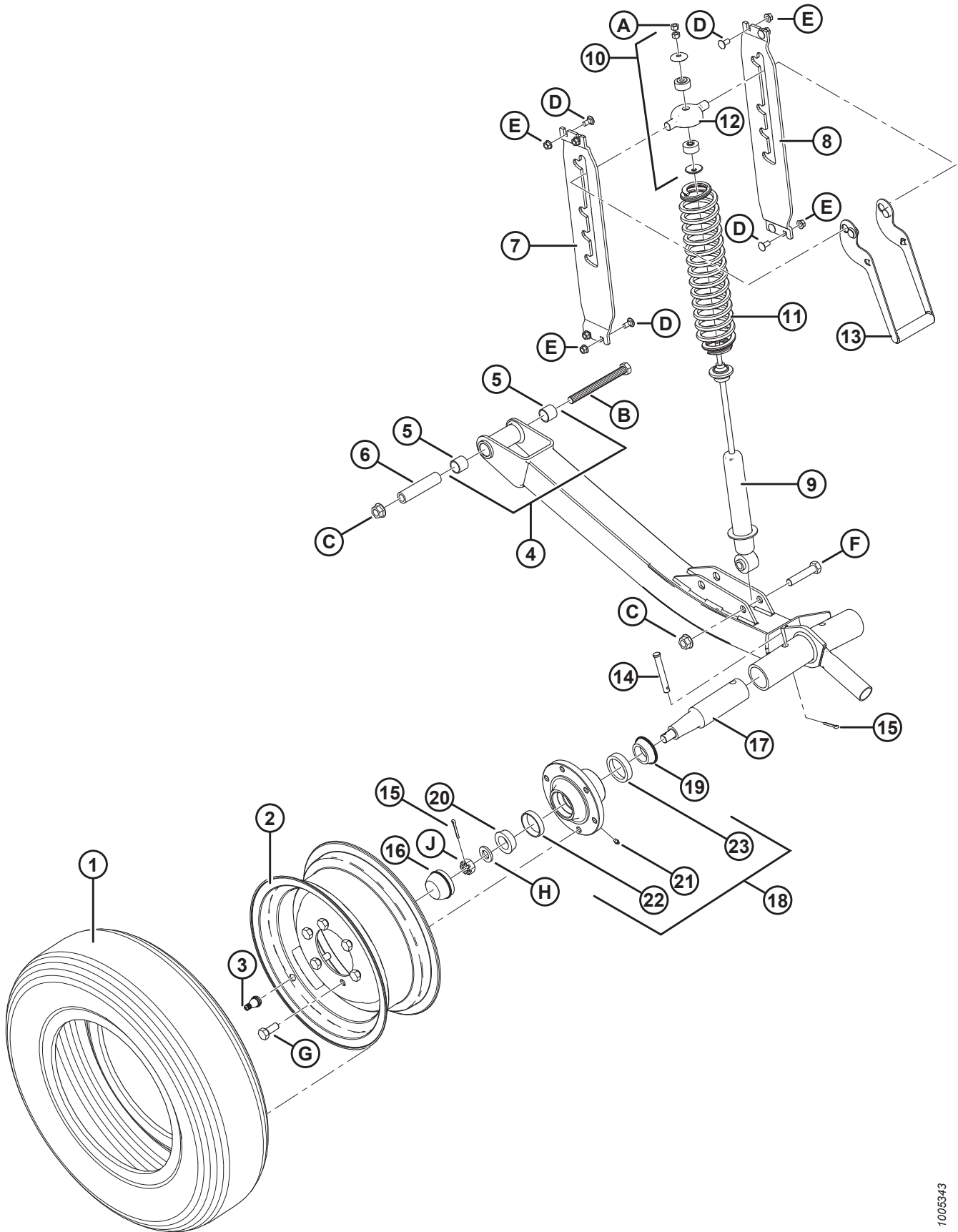




(OPTION) SLOW SPEED TRANSPORT PACKAGE – WHEELS AND SUPPORTS

Ref	Part Number	Description	Qty	Serial Number
C	18523	BOLT – RHSN 5/8 NC X 1.5 GR 5 ZP		
D	18591	NUT – HEX 1/2-13 UNC GR 5 ZP		
E	18599	WASHER – SAE FLAT 17/32 I.D. X 1-1/16 IN. O.D. ZP		
F	18600	WASHER – SAE FLAT 21/32 I.D. X 1-5/16 IN. O.D. ZP		
G	18601	WASHER – SAE FLAT 13/16 I.D. X 1.5 IN. O.D. ZP		
H	102636	NUT – HEX, SIDE LOCK DT .750-10 UNC		
J	18697	NUT – HEX LOCK DT .500-13 UNC		
K	21056	NUT – HEX JAM 1/2-13 UNC GR 5 ZP		
L	21066	BOLT – RHSN 1/2 NC X 1 GR 5 ZP		
M	21576	BOLT – HH 1/2 NC X 2.0 LG GR 5 ZP		
N	21591	BOLT – HH 5/8 NC X 7.5 LG GR 5 ZP		
P	21599	BOLT – HH 3/4 NC X 5.0 LG GR 5 ZP		
Q	100456	BOLT – RHSSN 3/8 NC X 1.0 GR 5 ZP		
R	21868	BOLT – RHSSN 1/2 NC X 1.0 GR 5 ZP		
S	21560	BOLT – HH 1/2 NC X 3.0 LG GR 5 ZP		
T	21941	NUT – HEX LOCK JAM (DT) 5/8-11 UNC GR 5 ZP		
U	30228	NUT – FLANGE DT SMOOTH FACE 0.375-16 UNC		
V	30441	WASHER – HARDENED		
W	30833	BOLT – HH 1/2 NC X 2.25 TFL GR 5 ZP		
X	48050	BOLT – SHOULDER .625-11 UNC		
Y	50186	NUT – FLANGE LOCK SM FACE DT 0.500-13 UNC GR 5		
Z	50225	NUT – FLANGE DT SMOOTH FACE .625-11 UNC		
AA	103562	BOLT – RHSN 5/8 NC X 1.25 GR 5 ZP		
AB	117015	BOLT – RHSSN 5/8 NC X 1.0 GR 5 ZP		
AC	193211	BOLT – HEX HEAD 5/8 NC X 7.5 LG GR 8 ZP		
AD	188467	NUT – FLANGE DT SMOOTH FACE .625-18 UNC GR. G		
AE	252305	BOLT – HH FINE 5/8-18 X 4.5 GR 8 ZP		
AF	21055	SCREW – SELF TAP HEX WASH HD 1/4 NC X 1/2		
AG	101898	SCREW – HEX WASH HD THD ROLLING 3/8 NC X 5/8		
AH	18599	WASHER – SAE FLAT 17/32 I.D. X 1-1/16 IN. O.D. ZP		
AJ	18916	BOLT – 90° WHEEL 9/16 NF X 1.75 OL		
AK	18866	NUT – HEX 3/8-24 UNF GR 5 ZP		
AM	21540	WASHER – HARDENED		
AN	50072	BOLT – HH 1/2 NC X 1.75 LG TFL GR 5 ZP		
AP	21578	BOLT – HH 1/2 NC X 2.25 LG GR 5 ZP		
AQ	30922	BOLT – HH 5/8 NC X 2.75 GR 5 ZP		
AS	5512	NUT – HEX SLOTTED .750-16 UNF ZN PL		
AT	50197	BOLT – RHSN 3/8 NC x 1.75 LG GR 5 ZP		

# 71 (Option) Stabilizer Wheels





(OPTION) STABILIZER WHEELS

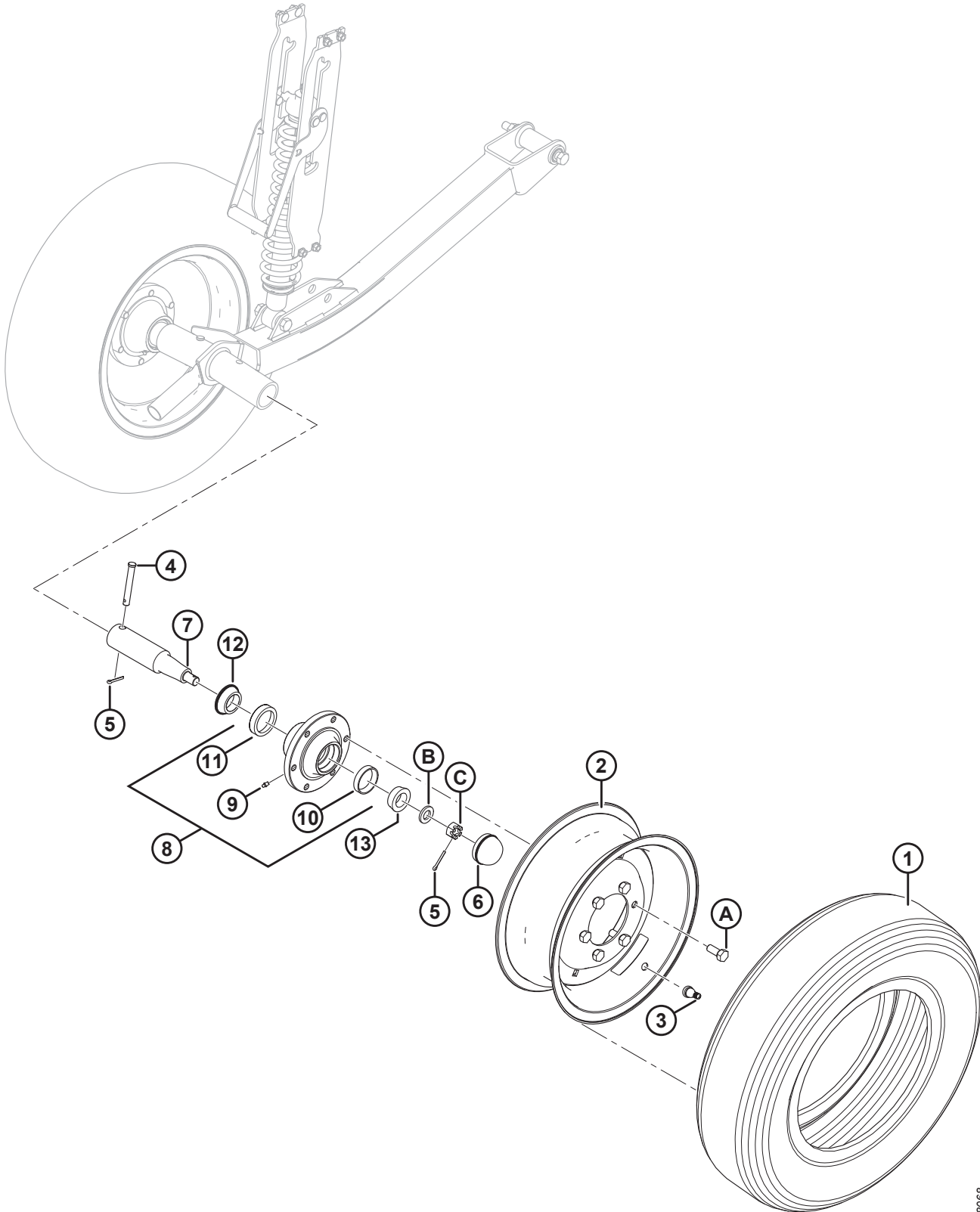
Ref	Part Number	Description	Qty	Serial Number
	C1986	KIT – STABILIZER WHEELS (30–45 FT ONLY) <sup>230</sup>		
1	193031	TIRE – ST 205/75 R15 STEEL BELTED RADIAL	2	
2	144531	WHEEL – 15 X 6 LB	2	
3	21153	STEM – TIRE VALVE ASSEMBLY #TR–415	2	
4	144860	TUBE – AXLE, C/W BUSHINGS <sup>231</sup>	2	
5	133992	BUSHING – COMPOSITE	4	
6	144880	SPACER	2	
7	193214	SUPPORT – LH	2	
8	193215	SUPPORT – RH	2	
9	144934	SHOCK – TENNECO	2	
10	174922	KIT – SHOCK MOUNTING	2	
11	144935	SPRING – COMPRESSION	2	
12	144966	CASTING – SPRING CAP	2	
13	144899	HANDLE – WELDT	2	
14	101007	PIN – CLEVIS	2	
15	18648	PIN – COTTER 3/16 DIA X 1.25 ZP	2	
16	30520	CAP – DUST	2	
17	144378	SPINDLE	2	
18	41982	HUB – C/W BEARING CUPS <sup>232</sup>	2	
19	30517	BEARING – CONE, INNER W/ SEAL	2	
20	21376	BEARING – CONE, OUTER	2	
21	50174	FITTING – LUBRICATION DRIVE TYPE 1/4 IN. (CTD HUB)	2	
	21887	FITTING – LUBE, 1/8 NPT (ARMSTRONG HUB)	2	
22	7900	BEARING – CUP, OUTER	2	
23	30516	BEARING – CUP, INNER	2	
A	18866	NUT – HEX 3/8-24 UNF GR 5 ZP		
B	21577	BOLT – HH 5/8 NC X 6.5 LG GR 5 ZP		
C	50225	NUT – FLANGE DT SMOOTH FACE 5/8-11 UNC		
D	21863	BOLT – RHSSN 3/8 NC X 0.75 LG GR 5 ZP		
E	30228	NUT – FLANGE DT SMOOTH FACE 3/8-16 UNC		
F	21583	BOLT – HH 5/8 NC X 3.0 LG GR 5 ZP		
G	18916	BOLT – 90° WHEEL 9/16 NF X 1.75 OL		
H	21540	WASHER – HARDENED		
J	5512	NUT – HEX SLOTTED .750-16 UNF ZN PL		

230. Kits available through Whole Goods only.

231. Includes two bushings (MD #133992).

232. Includes lube fitting (MD #50174 or 21887) and bearings (MD #7900, 30516).

## 72 (Option) Stabilizer Wheels – Secondary



1018068

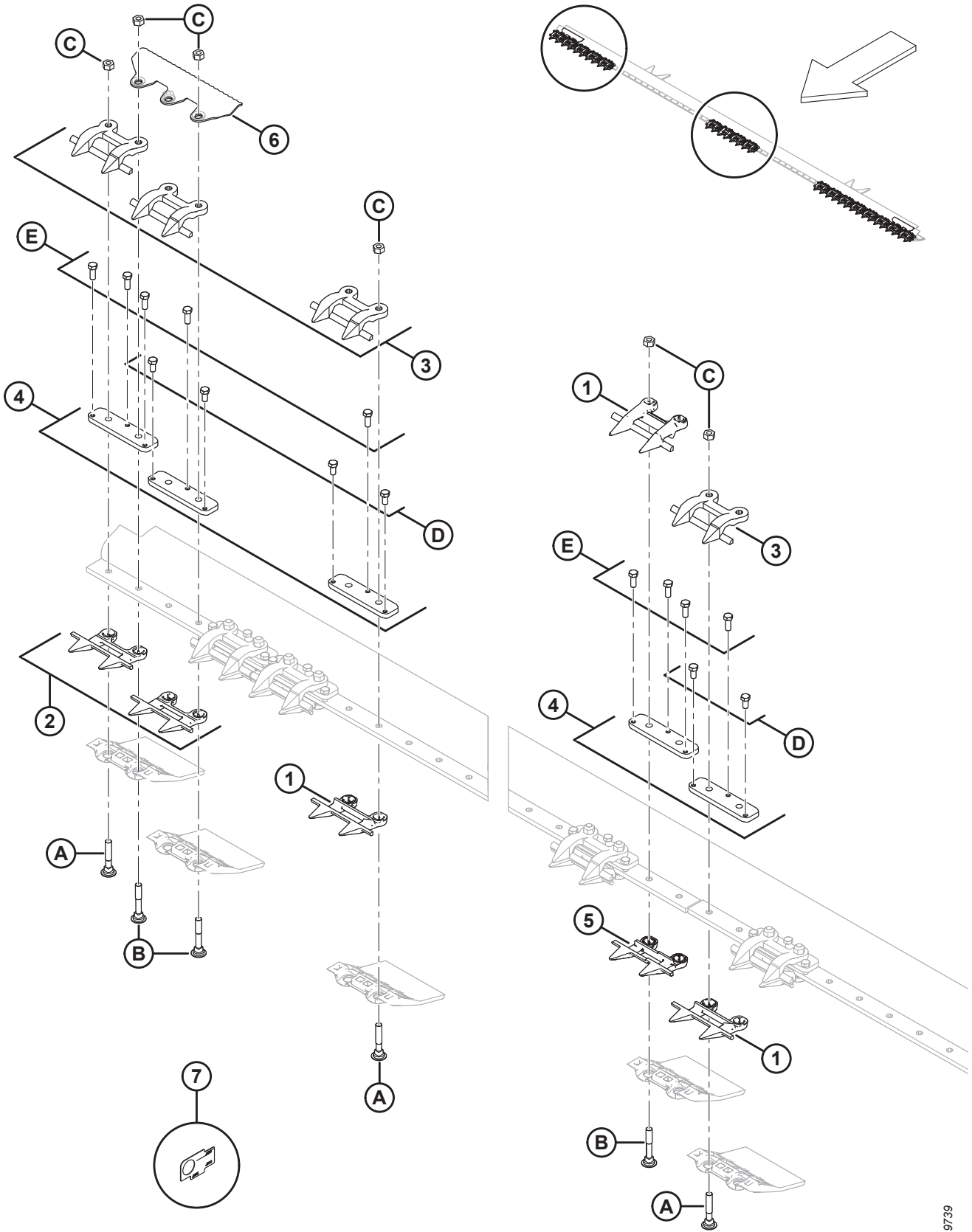
(OPTION) STABILIZER WHEELS – SECONDARY

Ref	Part Number	Description	Qty	Serial Number
	B6179	KIT – SECOND STABILIZER WHEEL <sup>233</sup>		
1	193031	TIRE – ST 205/75 R15 STEEL BELTED RADIAL	1	
2	144531	WHEEL – 15 X 6 LB	1	
3	21153	STEM – TIRE VALVE ASSEMBLY #TR-415	1	
4	101007	PIN – CLEVIS	1	
5	18648	PIN – COTTER 3/16 DIA X 1.25 ZP	2	
6	30520	CAP – DUST	1	
7	144378	SPINDLE	1	
8	41982	HUB – C/W BEARING CUPS <sup>234</sup>	1	
9	50174	FITTING – LUBRICATION DRIVE TYPE 1/4 IN. (CTD HUB)	1	
	21887	FITTING – LUBE, 1/8 NPT (ARMSTRONG HUB)	1	
10	7900	BEARING – CUP, OUTER	1	
11	30516	BEARING – CUP, INNER	1	
12	30517	BEARING – CONE, INNER W/ SEAL	1	
13	21376	BEARING – CONE, OUTER	1	
A	18916	BOLT – 90° WHEEL 9/16 NF X 1.75 OL		
B	21540	WASHER – HARD ASTM F436 M20-340HV-AB2C		
C	5512	NUT – HEX SLOTTED .750-16 UNF ZN PL		

233. Kits available through Whole Goods only.

234. Includes lube fitting (MD #50174 or 21887) and bearing cups (MD #7900, 30516).

# 73 (Option) Stub Guard Conversion Kit



(OPTION) STUB GUARD CONVERSION KIT

**NOTE:**

Illustration; Right end and middle shown (left end is similar). Double knife, stub guards only.

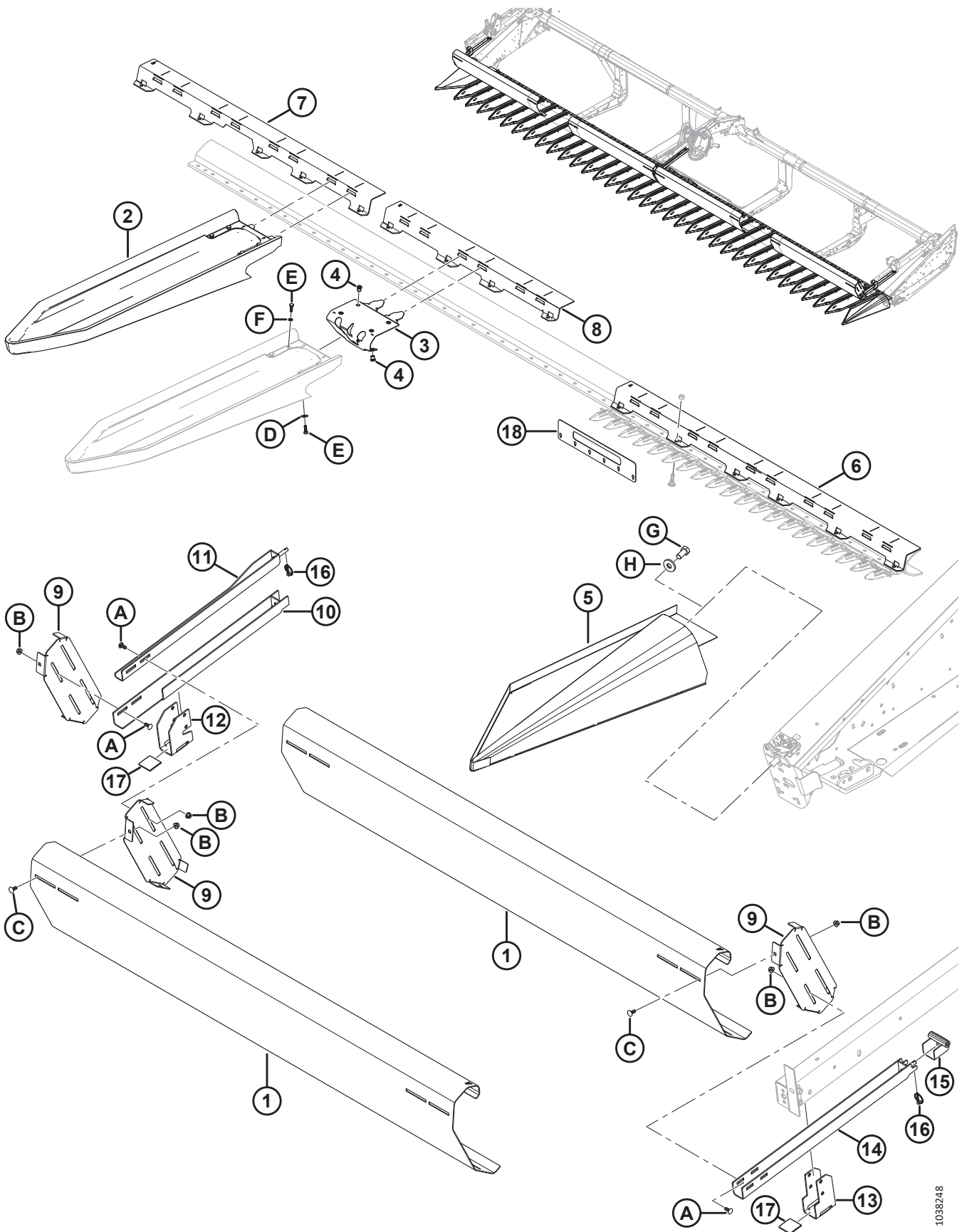
Ref	Part Number	Description	Qty	Serial Number
	B5009	KIT – STUB GUARD CONVERSION (D115X HEADER) <sup>235</sup>		
	B5010	KIT – STUB GUARD CONVERSION (D120X HEADER) <sup>235</sup>		
	B5011	KIT – STUB GUARD CONVERSION (D125X HEADER) <sup>235</sup>		
	B5012	KIT – STUB GUARD CONVERSION (30 FT HEADER) <sup>235</sup>		
	B5013	KIT – STUB GUARD CONVERSION (35 FT HEADER) <sup>235</sup>		
1	118346	SICKLE GUARD <sup>236</sup>		
2	118347	SICKLE GUARD – STUB, W/O WEARBAR (4 PER END)	8	
3	34359	GUIDE <sup>237</sup>		
4	34980	BAR – ADJUSTER <sup>237</sup>		
5	124775	SICKLE GUARD – CENTER, STUB	1	
6	132405	RETAINER – DEFLECTOR	2	
7	NSS	TOOL – STUB GAUGE	1	
A	279575	BOLT – RHSN 7/16-14 X 2.5-GR5-ZP		
B	132404	BOLT – RHSN SPECIAL 7/16 NC X 2.75 LG GR 5 ZP		
C	18654	NUT – HEX 7/16-14 UNC GR 5 ZP		
D	50119	BOLT – HH 3/8 NC X 0.75 STAIN STL		
E	50120	BOLT – HH 3/8 NC X 1 STAIN STL		

235. Kits available through Whole Goods only.

236. Complete cutterbar quantities: 15 ft. = 22, 20 ft. = 36, 25 ft. = 46, 30 ft. = 56, 35 ft. = 66.

237. Complete cutterbar quantities: 15 ft. = 30, 20 ft. = 40, 25 ft. = 50, 30 ft. = 60, 35 ft. = 70.

# 74 (Option) Sunflower Attachment – Base Kit



1038248

**(OPTION) SUNFLOWER ATTACHMENT – BASE KIT**

Ref	Part Number	Description	Qty	Serial Number
	C2082	KIT – 30 FOOT SUNFLOWER ATTACHMENT <sup>238</sup>		
	C2083	KIT – 35 FOOT SUNFLOWER ATTACHMENT <sup>238</sup>		
	C2084	KIT – 40 FOOT SUNFLOWER ATTACHMENT <sup>238</sup>		
	C2085	KIT – 45 FOOT SUNFLOWER ATTACHMENT <sup>238</sup>		
	B7269	KIT – SUNFLOWER ATTACHMENT BASE <sup>239</sup>		
1	119530	DEFLECTOR – LEAN BAR A <sup>240</sup>		
2	<b>119722</b>	<b>PAN – QUICK ATTACH</b> <sup>241</sup>		
3	119723	ASSEMBLY – PAN LATCH <sup>242</sup>		
4	252179	RIVNUT – M8 X 1.25 HEX 0.7-3.8 <sup>243</sup>		
5	119392	PAN – END LH WELDT	1	
	119442	PAN – END RH WELDT	1	
6	119415	SUPPORT – PAN 5 FT A <sup>244</sup>		
7	119460	SUPPORT – PAN 4 FT B <sup>245</sup>		
8	119457	SUPPORT – PAN 3 FT C <sup>246</sup>		
9	119384	BRACKET – LEAN BAR MOUNT	4	
10	119285	SUPPORT – LEAN BAR <sup>247</sup>	1	
11	119284	BRACKET – LEAN BAR MOUNT WELDT <sup>247</sup>	1	
12	119282	SUPPORT – LEAN BAR <sup>247</sup>	1	
13	<b>119728</b>	<b>SUPPORT – LEAN BAR</b> <sup>248</sup>	<b>2</b>	
14	<b>119729</b>	<b>BRACKET – LEAN BAR MOUNT WELDT</b> <sup>248</sup>	<b>2</b>	
15	<b>119747</b>	<b>SUPPORT – REEL ARM</b> <sup>248</sup>	<b>2</b>	
16	102264	PIN – LYNCH 3/16 X 9/16 IN.	3	
17	137626	PAD – REEL DRIVE WEAR	3	
18	119543	TOOL – GUARD TIP CHECK	1	
	119446	SUPPORT – PAN HINGE D (NOT ILLUSTRATED) <sup>249</sup>	1	
	119447	SUPPORT – PAN HINGE E (NOT ILLUSTRATED) <sup>249</sup>	1	
	119454	SUPPORT – PAN HINGE F (NOT ILLUSTRATED) <sup>249</sup>	1	
	119455	SUPPORT – PAN HINGE G (NOT ILLUSTRATED) <sup>249</sup>	1	
A	136506	BOLT – RHSSN M10 X 1.5 X 25-8.8-AA1J		
B	135799	NUT – HEX FLG CTR LOC M10 X 1.5-10		

238. Kit contains base kit (MD #B7269), pans kit (MD #B7273), and deflectors kit (MD #B7282, B7283, B7284, or B7285).

Kits available through Whole Goods only.

239. Kits available through Whole Goods only.

240. Quantities: D130 = 4; D135 = 4; D140 = 4; D145 = 6.

241. Includes latch (MD #119723), clamp (NSS), six bolts (MD #184652), four lock spring washers (MD #30716), and two flat washers (MD 184709). Quantities: D130 = 30; D135 = 35; D140 = 40; D145 = 45.

242. Includes six rivnuts (MD #252179).

243. Six installed on each pan latch assembly (MD #119723).

244. Quantities: D130 = 2; D135 = 2; D140 = 4; D145 = 4.

245. Quantities: D130 = 3; D135 = 2; D140 = 3; D145 = 2.

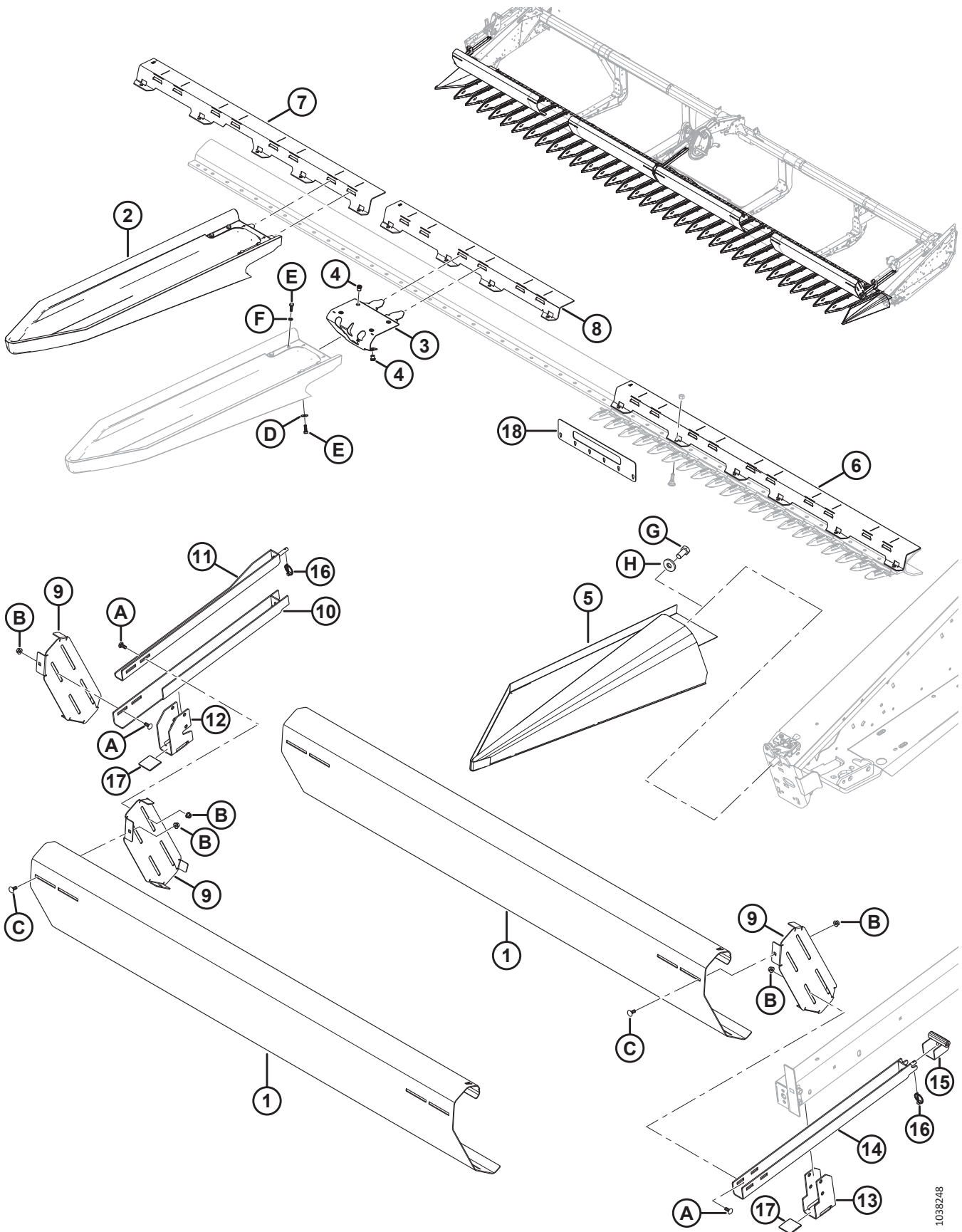
246. Quantities: D130 = 2; D135 = 5; D140 = 2; D145 = 5.

247. Used on reel center arm.

248. Used on reel outer arms.

249. Included in the kit but is not used on D1 headers; used on FD1 headers only.

(OPTION) SUNFLOWER ATTACHMENT – BASE KIT



1038248



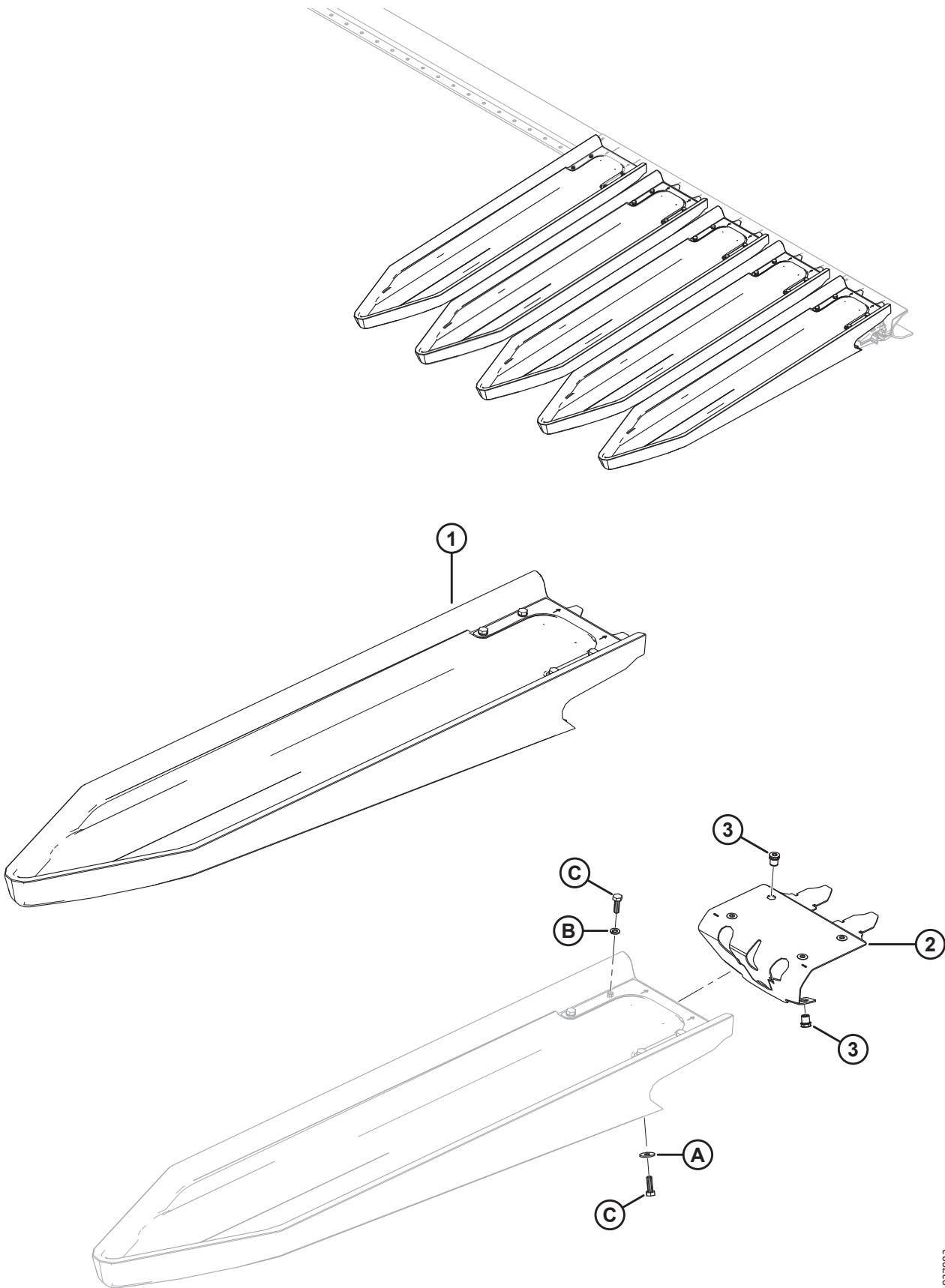
(OPTION) SUNFLOWER ATTACHMENT – BASE KIT

Ref	Part Number	Description	Qty	Serial Number
C	135785	BOLT – RHSN M10 X 1.5 X 25-8.8-AA1J		
D	184709	WASHER – FLAT LARGE M8-200HV		
E	184652	BOLT – HEX HD TFL M8 X 1.25 X 25-8.8-AA1J		
F	30716	WASHER – LOCK SPRING M8-CS-1055-1065-AA1J		
G	135579	BOLT – HEX HD 3/4-16 X 1.5-GR5-AA1J <sup>250</sup>		
H	6647	WASHER – FLAT <sup>250</sup>		

---

250. Used if latch assembly is not installed.

# 75 (Option) Sunflower Attachment – Pans



(OPTION) SUNFLOWER ATTACHMENT – PANS

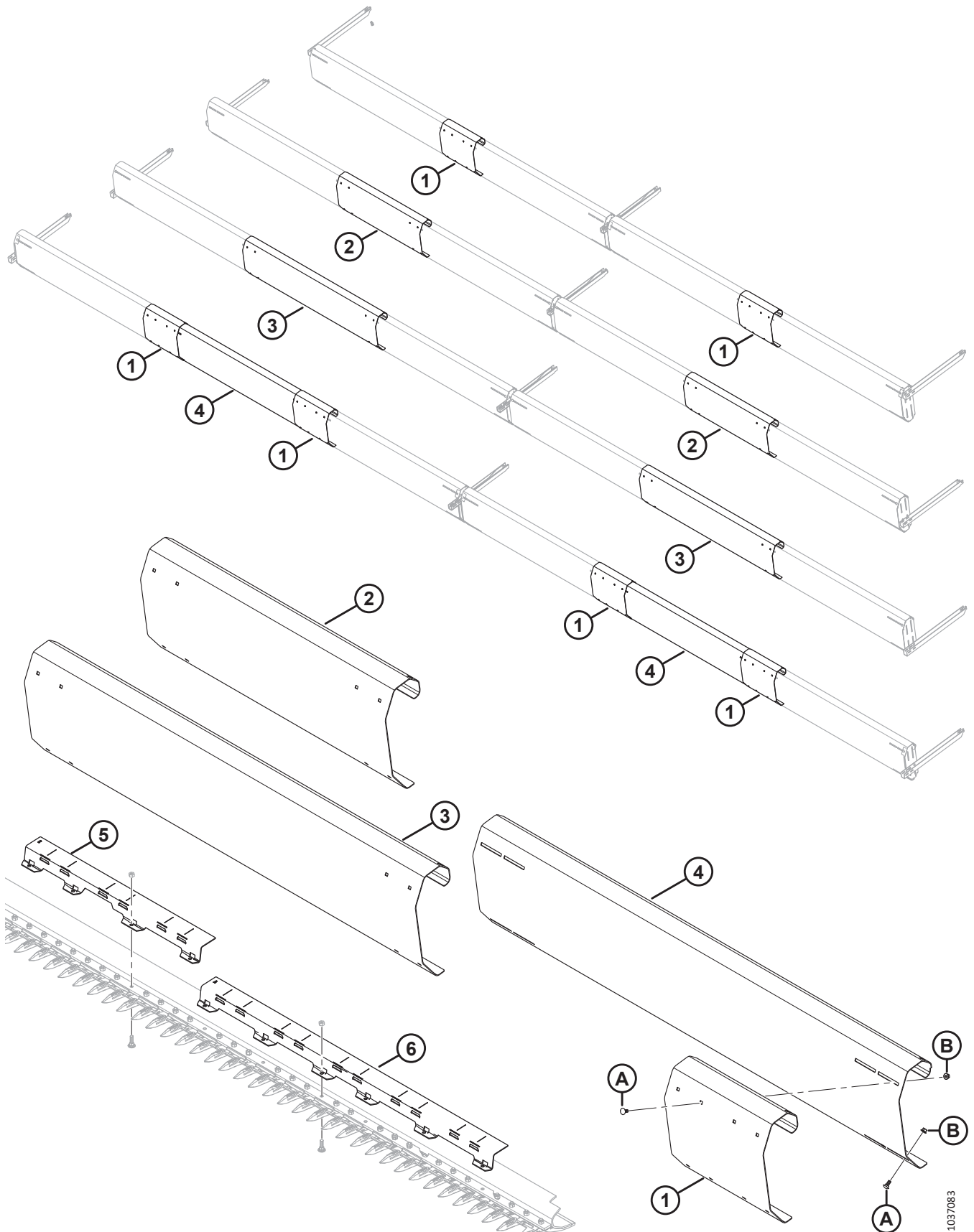
Ref	Part Number	Description	Qty	Serial Number
	B7273	KIT – SUNFLOWER PAN (5 PANS) <sup>251</sup>	1	
1	119722	PAN – QUICK ATTACH <sup>252</sup>	5	
2	119723	ASSEMBLY – PAN LATCH <sup>253</sup>	5	
3	252179	RIVNUT – M8 X 1.25 HEX0.7-3.8	30	
A	184709	WASHER – FLAT LARGE M8-200HV		
B	30716	WASHER – LOCK SPRING M8-CS-1055-1065-AA1J		
C	184652	BOLT – HEX HD TFL M8 X 1.25 X 25-8.8-AA1J		

251. Kit contains 5 pans. Base kit (MD #B7269) contains pans for 30-ft. header. 35-ft. header requires 1 pan kit, 40-ft. header requires 2 pan kits, and 45-ft. header requires 3 pan kits. Kits available through Whole Goods only.

252. Includes latch (MD #119723), clamp (NSS), six bolts (MD #184652), four lock spring washers (MD #30716), and two flat washers (MD 184709).

253. Includes six rivnuts (MD #252179).

# 76 (Option) Sunflower Attachment – Deflectors



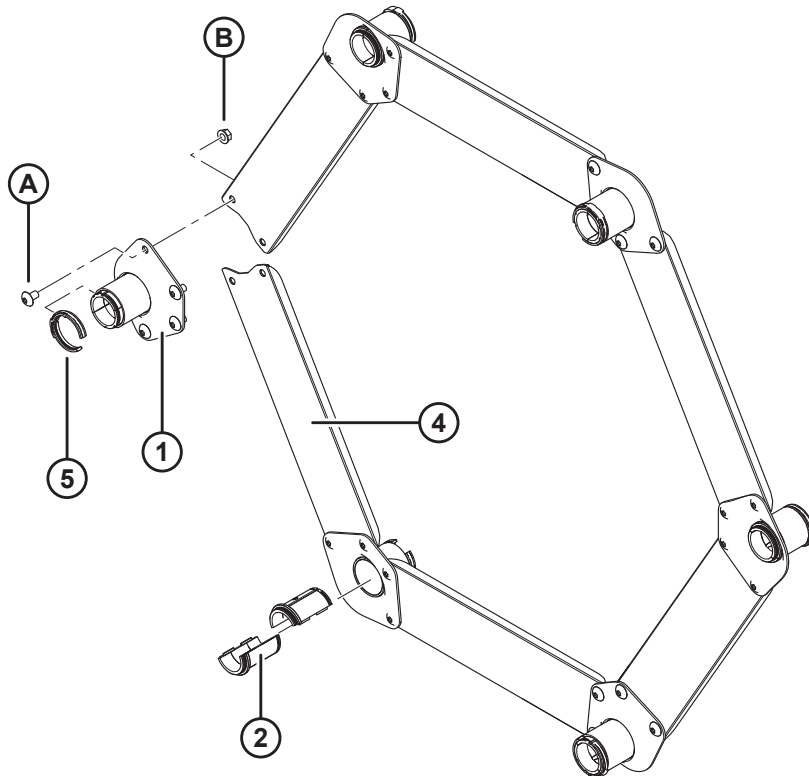
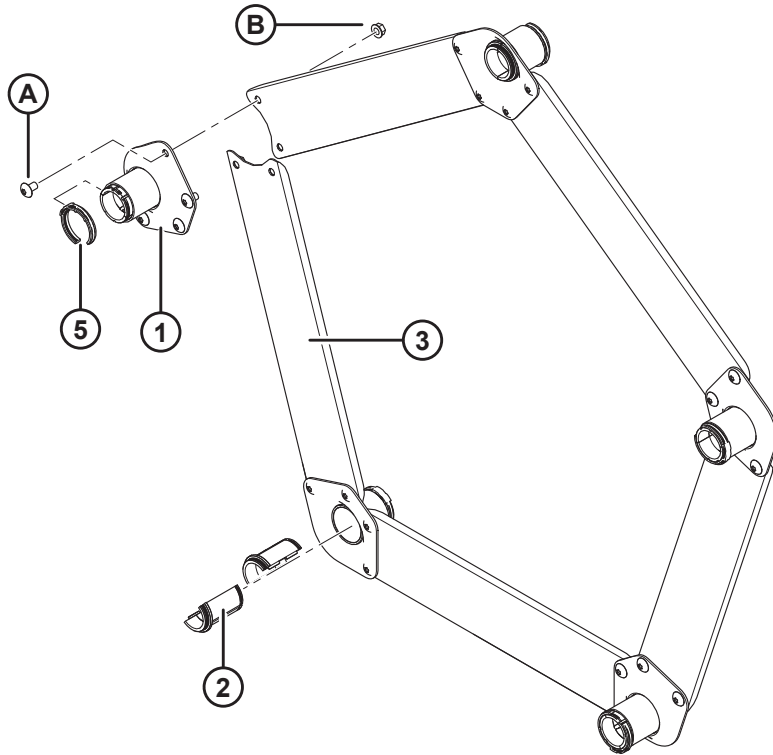
(OPTION) SUNFLOWER ATTACHMENT – DEFLECTORS

Ref	Part Number	Description	Qty	Serial Number
	B7282	KIT – SUNFLOWER DEFLECTOR 30 FT <sup>254</sup>		
	B7283	KIT – SUNFLOWER DEFLECTOR 35 FT <sup>254</sup>		
	B7284	KIT – SUNFLOWER DEFLECTOR 40 FT <sup>254</sup>		
	B7285	KIT – SUNFLOWER DEFLECTOR 45 FT <sup>254</sup>		
1	119519	DEFLECTOR – LEAN BAR B (30 AND 45 FT) <sup>255</sup>		
2	119531	DEFLECTOR – LEAN BAR C (35 FT)	2	
3	119518	DEFLECTOR – LEAN BAR D (40 FT)	2	
4	119530	DEFLECTOR – LEAN BAR A (45 FT)	2	
5	119457	SUPPORT – PAN 3 FT C (35 AND 45 FT)	3	
6	119415	SUPPORT – PAN 5 FT A (40 AND 45 FT)	2	
A	135785	BOLT – RHSN M10 X 1.5 X 25-8.8-AA1J (45 FT)		
B	135799	NUT – HEX FLG CTR LOC M10 X 1.5-10 (45 FT)		

254. Kits available through Whole Goods only.

255. Quantities: 30 ft. = 2, 45 ft. = 4

# 77 (Option) Tine Tube Reinforcing Kit



(OPTION) TINE TUBE REINFORCING KIT

**NOTE:**

Illustration; TOP: 5 bat, BOTTOM: 6 bat.

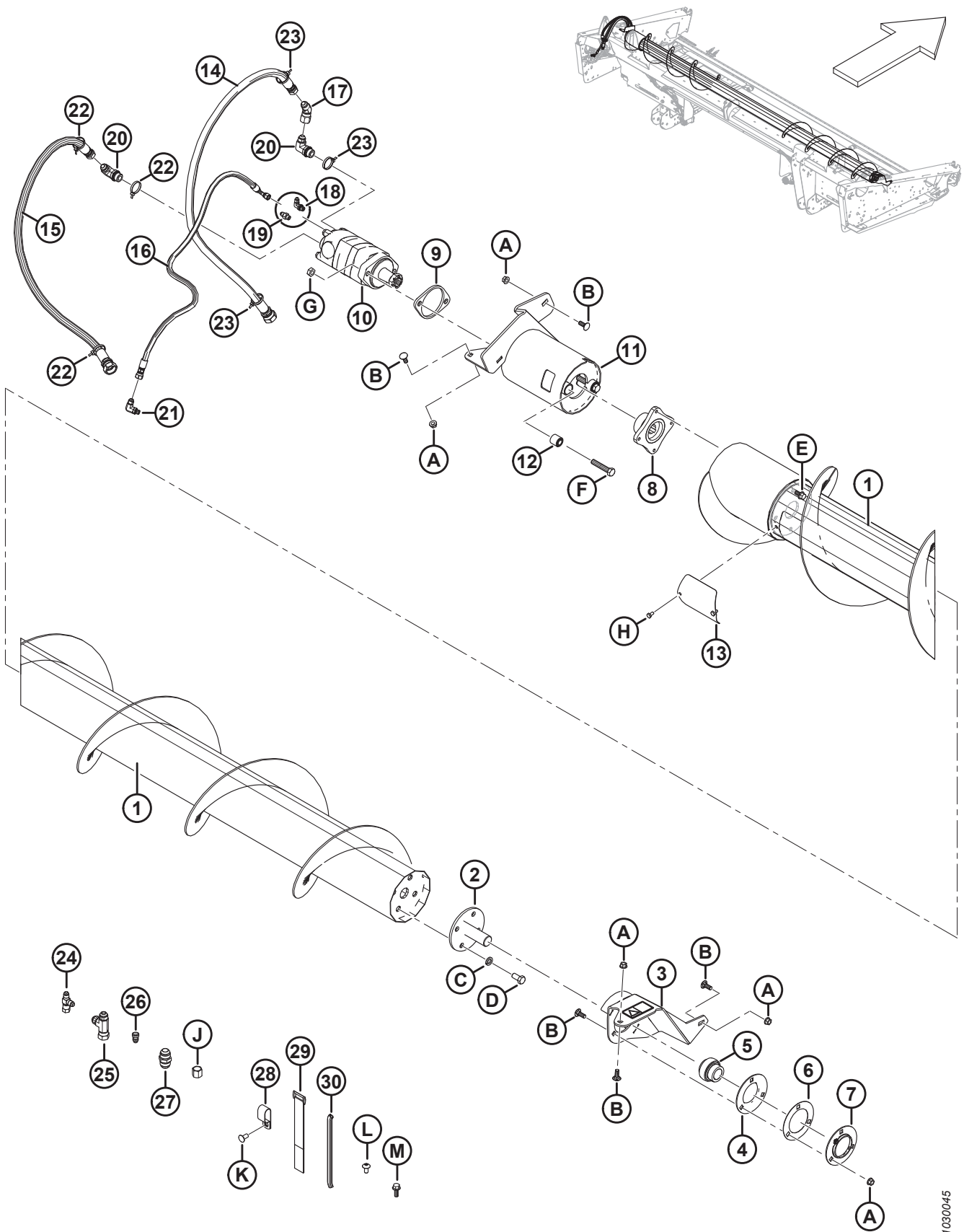
Ref	Part Number	Description	Qty 5/6 Bat	Serial Number
	B5825	KIT – D60/5, FD70/5 TINE TUBE REINFORCING (FOR 5 BAT REEL HEADERS IN HEAVY REEL LOAD CONDITIONS) <sup>256</sup>		
	B5826	KIT – D60/5, FD70/5 TINE TUBE REINFORCING (FOR 6 BAT REEL HEADERS IN HEAVY REEL LOAD CONDITIONS) <sup>256</sup>		
1	164988	SUPPORT – WELDT	5/6	
2	220939	BUSHING – TINE TUBE (BOX OF 25) <sup>257</sup>	10/12	
3	164993	CHANNEL – TIE BAR (5 BAT REEL)	5/0	
4	164995	CHANNEL – TIE BAR (6 BAT REEL)	0/6	
5	220941	CLAMP – TINE TUBE BUSHING, CENTER RIB (BOX OF 5) <sup>258</sup>	5/6	
A	135450	SCREW – MACHINE		
B	30228	NUT – FLANGE DT SMOOTH FACE 0.375-16 UNC		

256. Kits available through Whole Goods only.

257. Not sold individually; to service this part, a box of 25 tine tube bushings must be ordered.

258. Not sold individually; to service this part, a box of 5 tine tube bushing clamps must be ordered.

# 78 (Option) Upper Cross Auger – D115, D120



1030045



(OPTION) UPPER CROSS AUGER – D115, D120

Ref	Part Number	Description	Qty	Serial Number
	B6280	KIT – 1 SERIES 15 FT UCA <sup>259</sup>		
	B6281	KIT – 1 SERIES 20 FT UCA <sup>259</sup>		
1	294446	AUGER – UCA HC WELDT (D115X ONLY)	1	
	294447	AUGER – UCA HC WELDT (D120X ONLY)	1	
2	132303	SHAFT – END WELDT	1	
	294677	KIT – DISC 21-36 FT UCA (DISC ONLY) <sup>260</sup>		
3	296554	SUPPORT – RH UCA ASSY <sup>261</sup>	1	
4	49306	FLANGE	1	
5	21859	BEARING – SPH OD EXT INNER RACE 1 3/16 BORE	1	
6	172340	SHIM	1	
7	30661	FLANGE	1	
8	253722	HUB – UCA HC MOTOR	1	
9	253446	PLATE – SPACER	1	
10	255829	MOTOR – UCA	1	
11	296556	SUPPORT – ASSEMBLY <sup>262</sup>	1	
12	21810	BUSHING – RUBBER	2	
13	279261	COVER – UCA ACCESS	1	
14	279837	HOSE – HYDRAULIC (D115X ONLY)	1	
	279796	HOSE – HYDRAULIC (D120X ONLY)	1	
15	279838	HOSE – HYDRAULIC (D115X ONLY)	1	
	279796	HOSE – HYDRAULIC (D120X ONLY)	1	
16	304406	HOSE – HYDRAULIC (D115X ONLY)	1	
	254248	HOSE – HYDRAULIC (D120X ONLY)	1	
17	135685	FITTING – ELBOW 45° HYD	1	
18	135647	FITTING – ELBOW 90° HYD (D115X ONLY)	1	
19	112184	FITTING – ADAPTER HYD (D120X ONLY)	1	
20	21801	FITTING – ELBOW 90° HYD	2	
21	50104	FITTING – ELBOW 90° HYD	1	
22	252795	FASTENER – CABLE TIE, PINK	3	
23	252794	FASTENER – CABLE TIE, PURPLE	3	
24	30873	FITTING - HYD TEE	2	
25	108268	FITTING – HYD TEE	1	
26	30981	FITTING – ADAPTER HYD REDUCER 1/2 X 3/8	1	
27	30376	FITTING – UNION HYD (D120X ONLY)	1	
28	103738	CLAMP – PVC INSULATED 13/16 IN. TUBE SIZE	7	

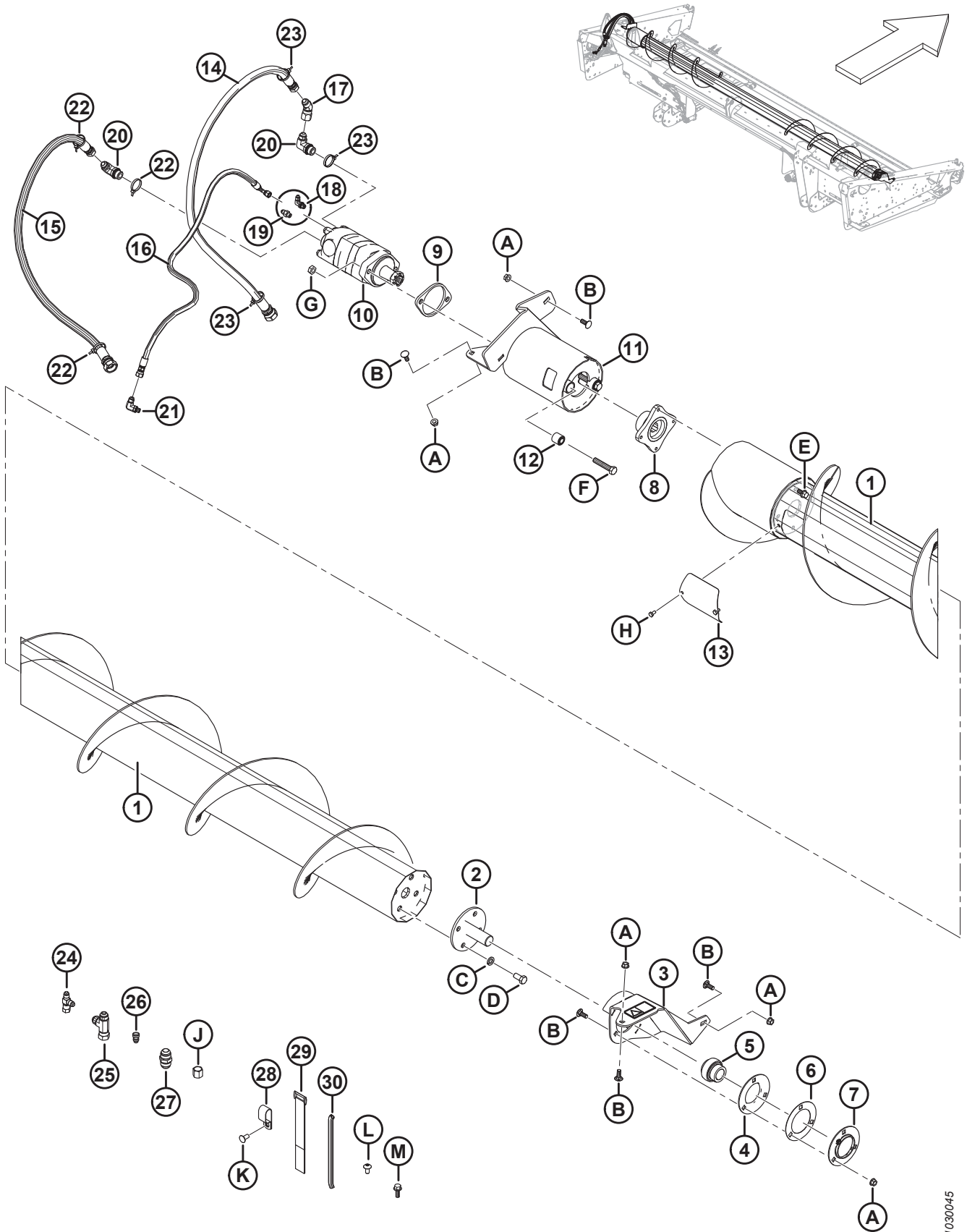
259. Kits available through Whole Goods only.

260. Kit used to repair disc on shaft (MD #132303).

261. Support includes decal (MD #279085).

262. Support includes two bushings (MD #21810) and decal (MD #279085).

(OPTION) UPPER CROSS AUGER – D115, D120

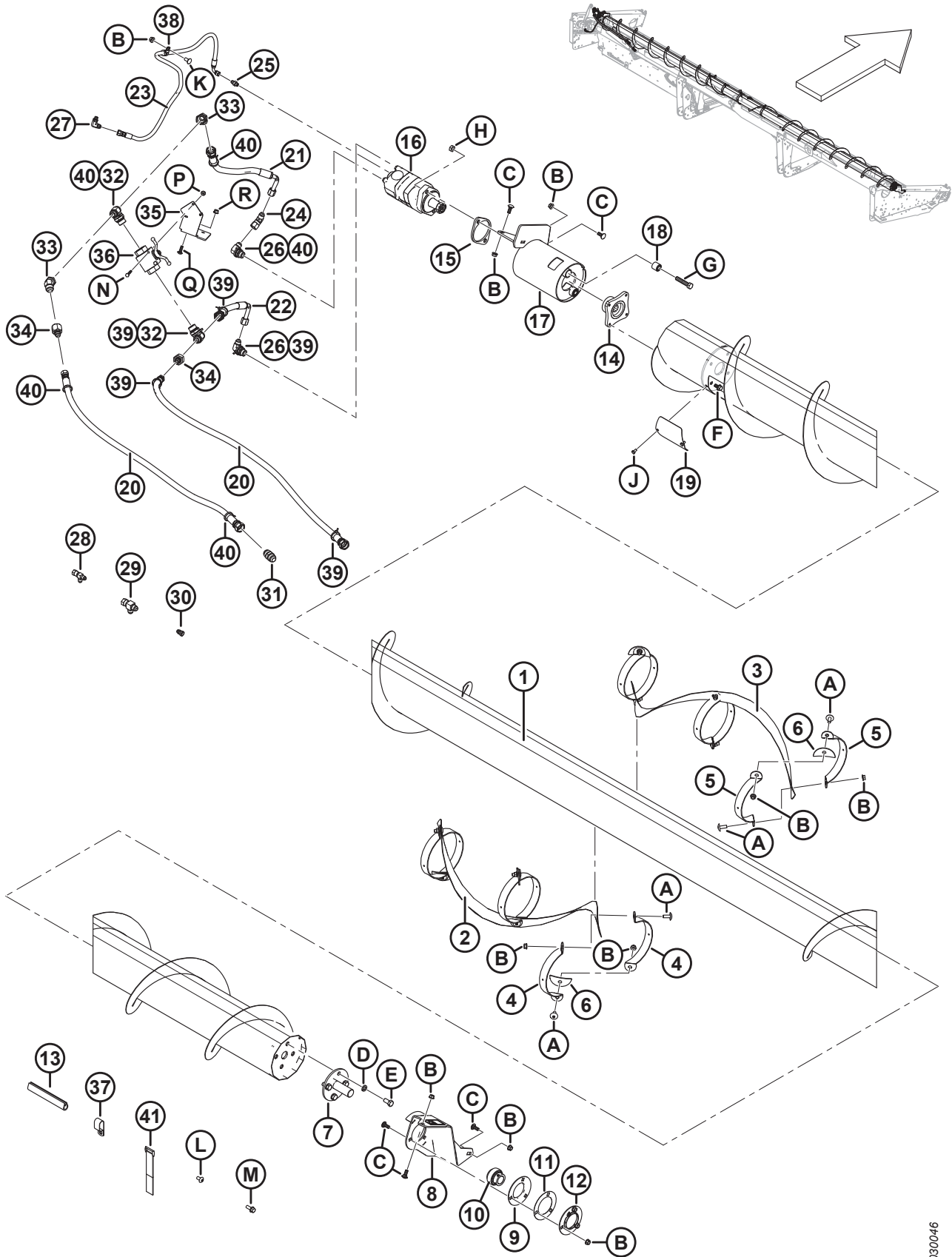


1030045

(OPTION) UPPER CROSS AUGER – D115, D120

Ref	Part Number	Description	Qty	Serial Number
29	135443	CINCH STRAP (4 IN. LG)	3	
	135444	CINCH STRAP (6 IN. LG)	2	
30	45427	MOULDING – RH (SPEC 31886)	1	
A	30228	NUT – FLANGE DT SMOOTH FACE 0.375-16 UNC		
B	19965	BOLT – RHSN 3/8-16 X 1-GR5-ZP		
C	18638	WASHER – REG. LOCK 1/2 IN. NOM. ID ZP		
D	21575	BOLT – HH 1/2 NC X 1.0 LG GR 5 ZP		
E	135963	BOLT – HH FLG (SM FACE) 3/8 NC X 0.75 GR 5 ZP		
F	21760	BOLT – HH 1/2 NC X 2.5 LG GR 5 ZP		
G	137727	NUT – HEX JAM - DIST THD. 1/2-13 UNC GR 5 ZP		
H	21580	BOLT – HEX HD 1/4 NC X 0.5 LG GR 5 ZP		
J	21069	NUT – TUBE 37° JIC 1/2 IN.		
K	21863	BOLT – RHSSN 3/8 NC X 0.75 LG GR 5 ZP		
L	135157	SCREW – MACHINE		
M	135966	BOLT – HH FLG (SM FACE) 3/8 NC X 1.0 GR 5 ZP		

# 79 (Option) Upper Cross Auger – D125



(OPTION) UPPER CROSS AUGER – D125

Ref	Part Number	Description	Qty	Serial Number
	B6461	KIT – 1 SERIES 25 FT UCA (NORTH AMERICA) <sup>263</sup>		
	B9044	KIT – 1 SERIES EUROPEAN COMBINE 25 FT UCA <sup>263</sup>		
1	294435	AUGER – UCA HC WELDT 25 FT	1	
2	294161	FLIGHTING – LH CENTER	1	
3	294163	FLIGHTING – RH CENTER	1	
4	294426	SUPPORT – LH	6	
5	294427	SUPPORT – RH	6	
6	255883	PLATE	6	
7	132303	SHAFT – END WELDT, WITH DISC	1	
	294677	KIT – DISC 21-36 FT UCA (DISC ONLY) <sup>264</sup>	OPT	
8	296554	SUPPORT – RH UCA ASSY <sup>265</sup>	1	
9	49306	FLANGE	1	
10	21859	BEARING – SPH OD EXT INNER RACE 1-3/16 BORE	1	
11	172340	SHIM	1	
12	30661	FLANGE	1	
13	45427	MOULDING – RH	1	
14	253722	HUB – UCA HC MOTOR	1	
15	253446	PLATE – SPACER	1	
16	255829	MOTOR – UCA (130 CC) <sup>266</sup>	1	
	283002	MOTOR – EATON 2000 (100 CC) <sup>267</sup>	1	
	174304	SEAL KIT		
	137375	NUT – SLOTTED JAM 1.0-20 UNEF		
17	296556	SUPPORT – ASSEMBLY <sup>268</sup>	1	
18	21810	BUSHING – RUBBER	2	
19	279261	COVER – UCA ACCESS	1	
20	294220	HOSE – HYDRAULIC	2	
21	279716	HOSE – HYD, 0.5 IN. I.D., 400 MM LG, 100R17, METAL REIN.	1	
22	279717	HOSE – HYD, 0.5 IN. I.D., 270 MM LG, 100R17, METAL REIN.	1	
23	254248	HOSE – HYD, 0.25 IN. I.D., 900 MM LG, 100R17, METAL REINFORCED	1	
24	135685	FITTING – ELBOW 45° HYD	1	
25	112184	FITTING – ADAPTER HYD	1	
26	21801	FITTING – ELBOW 90° HYD	2	
27	50104	FITTING – ELBOW 90° HYD	1	
28	30873	FITTING – HYD TEE	1	
29	108268	FITTING – HYD TEE	1	
30	30981	FITTING – ADAPTER HYD REDUCER 1/2 X 3/8 <sup>269</sup>	1	
	21069	NUT – TUBE 37° JIC 1/2 IN.	1	

263. Kits available through Whole Goods only.

264. Kit used to repair disc on shaft (MD #132303).

265. Support includes decal (MD #279085).

266. For use on all SP headers and combine headers not in the European market.

267. For use in European market with increased UCA speed.

268. Includes two bushings (MD #21810) and decal (MD #279085).

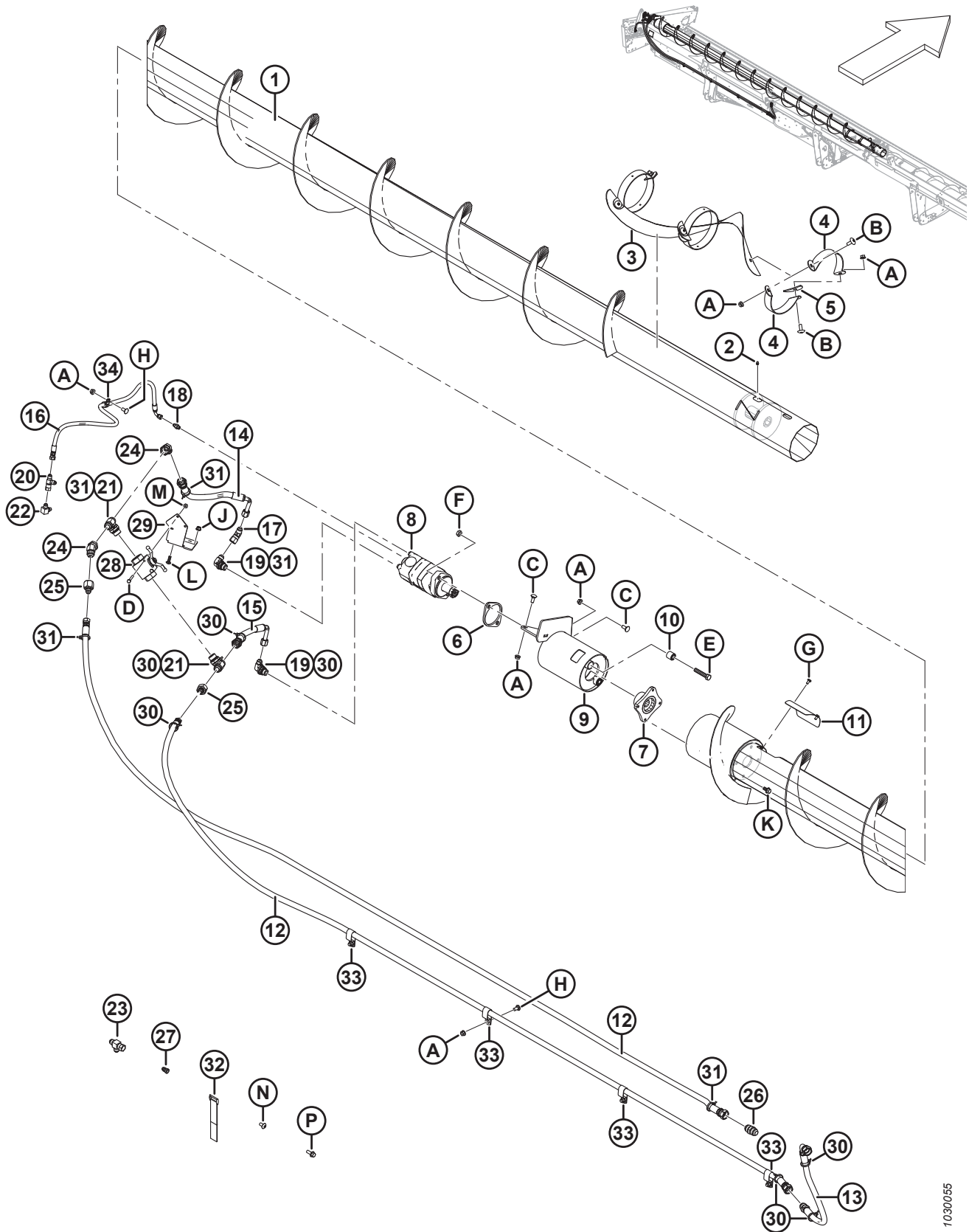
269. Includes tube nut (MD #21069).



(OPTION) UPPER CROSS AUGER – D125

Ref	Part Number	Description	Qty	Serial Number
31	30376	FITTING – UNION HYD	1	
32	50050	FITTING – TEE HYD STR THD BRANCH TEE CW O-RING	2	
33	135240	FITTING – ELBOW 45° HYD	2	
34	136952	FITTING – ADAPTER HYD REDUCER	2	
35	279966	BRACKET – BV MOUNT, RIGID	1	
36	294263	VALVE – BALL	1	
37	103738	CLAMP – PVC INSULATED 13/16 IN. TUBE SIZE	7	
38	135818	CLAMP – INSULATED 1/2 IN.	1	
39	252795	FASTENER – CABLE TIE, PINK	5	
40	252794	FASTENER – CABLE TIE, PURPLE	5	
41	135443	CINCH STRAP (4 IN. LG)	3	
	135444	CINCH STRAP (6 IN. LG)	2	
A	135507	SCREW – MACHINE, TRUSS HD TORX, 38 NC X 1 LG		
B	30228	NUT – FLG DT SMTH FACE 0.375-16 UNC		
C	19965	BOLT – RHSN 3/8-16 X 1-GR5-ZP		
D	18638	WASHER – REG. LOCK 1/2 IN. NOM. I.D. ZP		
E	21575	BOLT – HH 1/2 NC X 1.0 LG GR 5 ZP		
F	135963	BOLT – HH FLG (SM FACE) 3/8 NC X 0.75 GR 5 ZP		
G	21760	BOLT – HH 1/2 NC X 2.5 LG GR 5 ZP		
H	137727	NUT – HEX JAM-DT 1/2-13 UNC GR 5 ZP		
J	21580	BOLT – HEX HD 1/4 NC X 0.5 LG GR 5 ZP		
K	21863	BOLT – RHSSN 3/8 NC X 0.75 LG GR 5 ZP		
L	135157	SCREW – MACHINE		
M	135966	BOLT – HH FLG SM FACE 3/8 NC X 1.0 GR 5 ZP		
N	21854	BOLT – HH 1/4 NC X 2.5 LG GR 5 ZP		
P	135248	NUT – HEX FLG CTR LOC		
Q	136824	BOLT – RHSSN M8 X 1.25 X 25-8.8-A2L		
R	135337	NUT – HEX FLG CTR LOC M8 X 1.25-8-A2L		

# 80 (Option) Upper Cross Auger – Left End, D130, D135, and D140 (2021 and Prior)



1030055



(OPTION) UPPER CROSS AUGER – LEFT END, D130, D135, AND D140 (2021 AND PRIOR)

Ref	Part Number	Description	Qty	Serial Number
1	294519	AUGER – UCA SP LH WELDT 30 FT	1	
	294517	AUGER – UCA SP LH WELDT 35 FT	1	
	294516	AUGER – UCA SP LH WELDT 40 FT	1	
	294682	KIT – WELDT UCA REPAIR SLEEVE <sup>270</sup>	A/R	
2	30934	FITTING – 1/4-28 TAPER THD	1	
3	335719	FLIGHTING – LH CENTER	1	
4	294424	SUPPORT – LH	6	
5	255883	PLATE	3	
6	253446	PLATE – SPACER	1	
7	253722	HUB – UCA HC MOTOR	1	
8	255829	MOTOR – UCA (130 CC) <sup>271</sup>	1	
	283002	MOTOR – EATON 2000 (100 CC) <sup>272</sup>	1	
	174304	SEAL KIT		
	137375	NUT – SLOTTED JAM 1.0-20 UNEF		
9	296556	SUPPORT – ASSEMBLY <sup>273</sup>	1	
10	21810	BUSHING – RUBBER	2	
11	279261	COVER – UCA ACCESS	1	
12	294221	HOSE – HYDRAULIC (30 FT)	2	
	294222	HOSE – HYDRAULIC (35 FT)	2	
	294223	HOSE – HYDRAULIC (40 FT)	2	
13	294226	HOSE – HYD, 0.5 IN. I.D., 800 MMLG, 100R17, METAL REIN.	2	
14	279716	HOSE – HYD, 0.5 IN. I.D., 400 MM LG, 100R17, METAL REIN.	1	
15	279717	HOSE – HYD, 0.5 IN. I.D., 270 MM LG, 100R17, METAL REIN.	1	
16	254248	HOSE – HYD, 0.25 IN. I.D., 900 MM LG, 100R17, METAL REINFORCED	1	
17	135685	FITTING – ELBOW 45° HYD	1	
18	112184	FITTING – ADAPTER HYD	1	
19	21801	FITTING – ELBOW 90° HYD	2	
20	30873	FITTING – HYD TEE	1	
21	50050	FITTING – TEE HYD STR THD BRANCH TEE CW O-RING	2	
22	50104	FITTING – ELBOW 90° HYD	1	
23	108268	FITTING – HYD TEE	1	
24	135240	FITTING – ELBOW 45° HYD	2	
25	136952	FITTING – ADAPTER HYD REDUCER	2	
26	30376	FITTING – UNION HYD	1	
27	30981	FITTING – ADAPTER HYD REDUCER 1/2 X 3/8 <sup>274</sup>	1	
	21069	NUT – TUBE 37° JIC 1/2 IN.	1	
28	294263	VALVE – BALL	1	
29	279966	BRACKET – BV MOUNT, RIGID	1	

270. The kit is for 2021 and prior upper cross augers that use hex shafts at the center support; intended to repair damage to the auger. Welding is required.

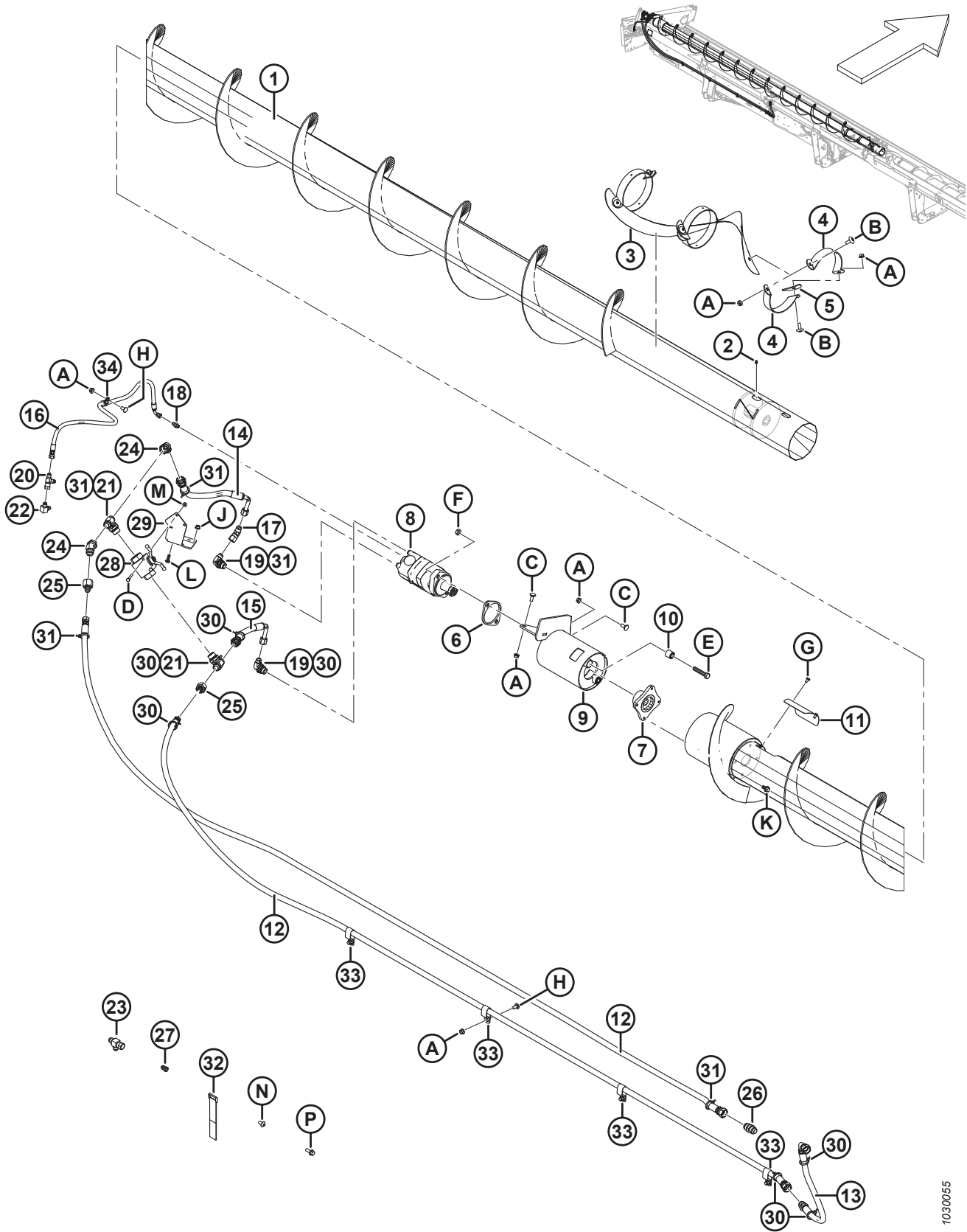
271. For use on all SP headers and combine headers not in the European market.

272. For use in European market with increased UCA speed.

273. Includes two bushings (MD #21810) and decal (MD #279085).

274. Includes tube nut (MD #21069).

(OPTION) UPPER CROSS AUGER – LEFT END, D130, D135, AND D140 (2021 AND PRIOR)

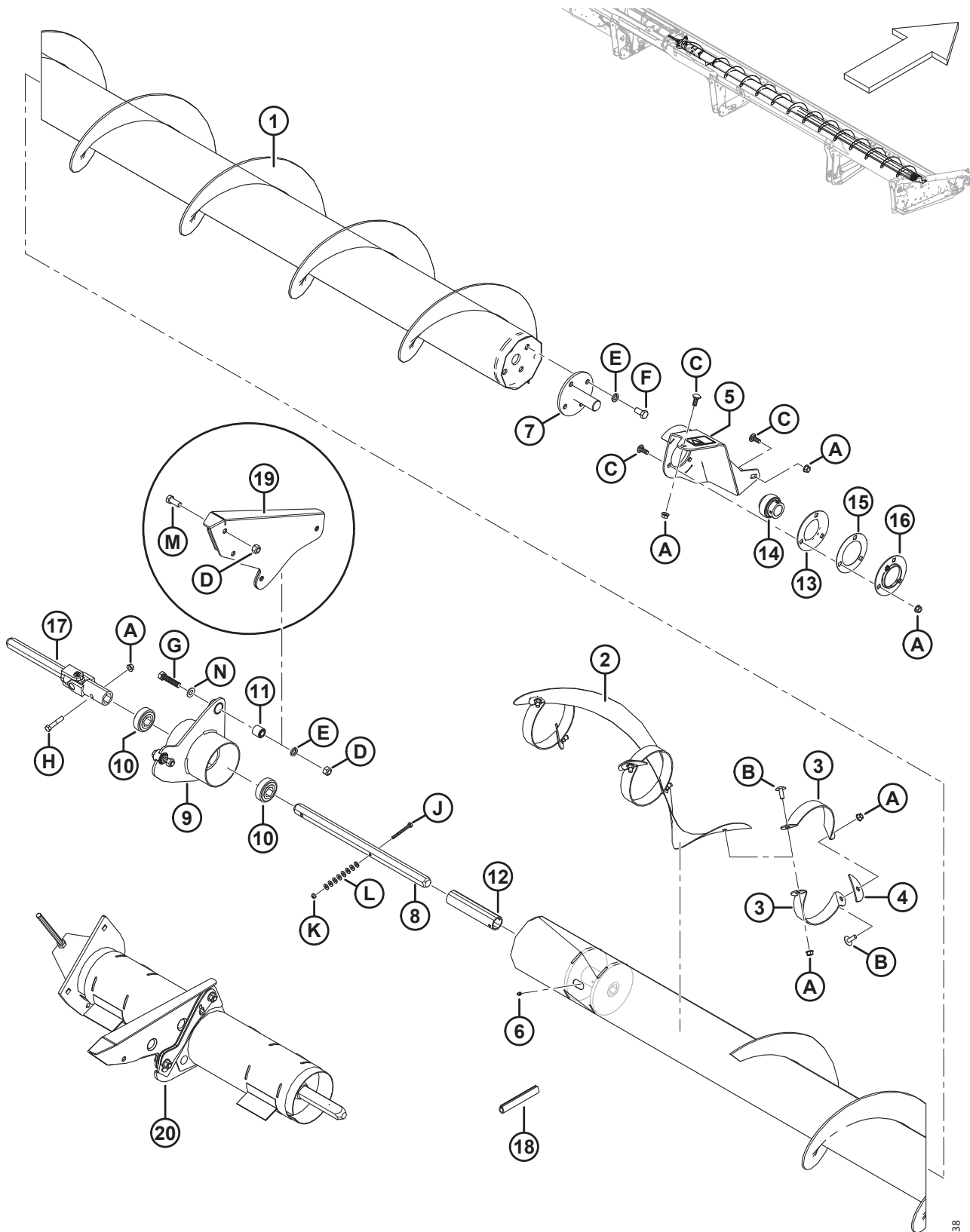


1030055

(OPTION) UPPER CROSS AUGER – LEFT END, D130, D135, AND D140 (2021 AND PRIOR)

Ref	Part Number	Description	Qty	Serial Number
30	252795	FASTENER – CABLE TIE, PINK	8	
31	252794	FASTENER – CABLE TIE, PURPLE	7	
32	135443	CINCH STRAP (4 IN. LG)	3	
	135444	CINCH STRAP (6 IN. LG)	2	
33	103738	CLAMP – PVC INSULATED 13/16 IN. TUBE SIZE	7	
34	135818	CLAMP – INSULATED 1/2 IN.	1	
A	30228	NUT – FLG DT SMTH FACE 0.375-16 UNC		
B	135507	SCREW – MACHINE, TRUSS HD TORX, 38 NC X 1 LG		
C	19965	BOLT – RHSN 3/8-16 X 1-GR5-ZP		
D	21854	BOLT – HH 1/4 NC X 2.5 LG GR 5 ZP		
E	21760	BOLT – HH 1/2 NC X 2.5 LG GR 5 ZP		
F	137727	NUT – HEX JAM-DT 1/2-13 UNC GR 5 ZP		
G	21580	BOLT – HEX HD 1/4 NC X 0.5 LG GR 5 ZP		
H	21863	BOLT – RHSSN 3/8 NC X 0.75 LG GR 5 ZP		
J	<b>135337</b>	<b>NUT – HEX FLG CTR LOC M8 X 1.25-8-A2L</b>		
K	135963	BOLT – HH FLG (SM FACE) 3/8 NC X 0.75 GR 5 ZP		
L	136824	BOLT – RHSSN M8 X 1.25 X 25-8.8-A2L		
M	<b>135248</b>	<b>NUT – HEX FLG CTR LOC</b>		
N	135157	SCREW – MACHINE		
P	135966	BOLT – HH FLG SM FACE 3/8 NC X 1.0 GR 5 ZP		

# 81 (Option) Upper Cross Auger – Right End, D130, D135, and D140 (2021 and Prior)



1038238

(OPTION) UPPER CROSS AUGER – RIGHT END, D130, D135, AND D140 (2021 AND PRIOR)

Ref	Part Number	Description	Qty	Serial Number
1	294436	AUGER – UCA RH WELDT 30 FT	1	
	294437	AUGER – UCA HC RH WELDT 35 FT	1	
	294438	AUGER – UCA HC RH WELDT 40 FT	1	
	294682	KIT – WELDT UCA REPAIR SLEEVE <sup>275</sup>	A/R	
2	335592	FLIGHTING – RH CENTER	1	
3	294425	SUPPORT – RH	6	
4	255883	PLATE	3	
5	296554	SUPPORT – RH UCA ASSY <sup>276</sup>	1	
6	30934	FITTING – 1/4-28 TAPER THD	1	
7	132303	SHAFT – END WELDT, WITH DISC	1	
	294677	KIT – DISC 21-36 FT UCA (DISC ONLY) <sup>277</sup>	OPT	
8	174081	SHAFT – HEX	1	
9	172511	SUPPORT – CENTER HANGER ASSY <sup>278</sup>	1	
10	172507	BEARING – BALL HEX BORE	2	
11	21810	BUSHING – RUBBER	2	
12	174082	SPACER	1	
13	49306	FLANGE	1	
14	21859	BEARING – SPH OD EXT INNER RACE 1-3/16 BORE	1	
15	172340	SHIM	1	
16	30661	FLANGE	1	
17	233395	JOINT – UNIVERSAL	1	
18	45427	MOULDING – RH	1	
19	174035	SUPPORT – CENTER WELDT (30-35 FT ONLY) <sup>279</sup>	1	
20	<b>335589</b>	<b>KIT – UCA CENTER SUPPORT REPAIR <sup>280</sup></b>	<b>OPT</b>	
A	30228	NUT – FLG DT SMTH FACE 0.375-16 UNC		
B	135507	SCREW – MACHINE, TRUSS HD TORX, 38 NC X 1 LG		
C	19965	BOLT – RHSN 3/8-16 X 1-GR5-ZP		
D	18697	NUT – HEX LOCK DT .500-13 UNC		
E	18638	WASHER – REG. LOCK 1/2 IN. NOM. I.D. ZP		
F	21575	BOLT – HH 1/2 NC X 1.0 LG GR 5 ZP		
G	21578	BOLT – HH 1/2 NC X 2.25 LG GR 5 ZP		
H	21354	BOLT – HH 3/8 NC X 2.0 LG GR 5 ZP		
J	21854	BOLT – HH 1/4 NC X 2.5 LG GR 5 ZP		

275. The kit is for 2021 and prior upper cross augers that use hex shafts at the center support; intended to repair damage to the auger. Welding is required.

276. Includes decal (MD #279085).

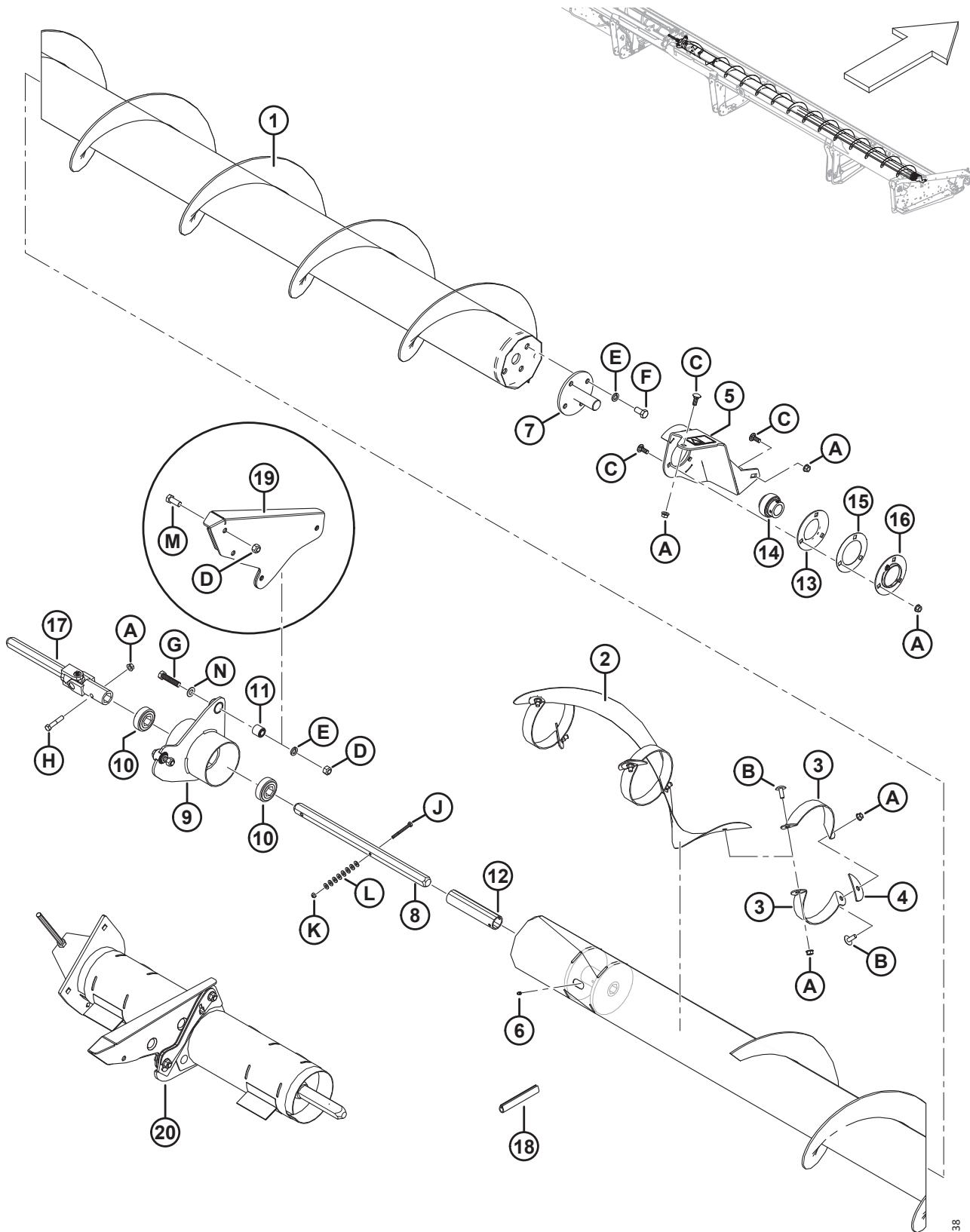
277. Kit used to repair disc on shaft (MD #132303).

278. Includes two bearings (MD #172507) and two bushings (MD #21810).

279. Support only required for 30–35 ft. headers. 40 ft. header has support (MD #172511) attached directly to the header frame.

280. Kit is used to upgrade the center support assembly on 2-piece upper cross augers. Replaces U-joint (MD #233395), center support (MD #172511), bearings (MD #172507), hex shaft (MD 174081), spacer (MD #174082), and hardware. Includes two repair sleeve kits (MD #NSS). Refer to Section [84 \(Option\) Upper Cross Auger – Center Support Repair Kit, page 255](#).

(OPTION) UPPER CROSS AUGER – RIGHT END, D130, D135, AND D140 (2021 AND PRIOR)

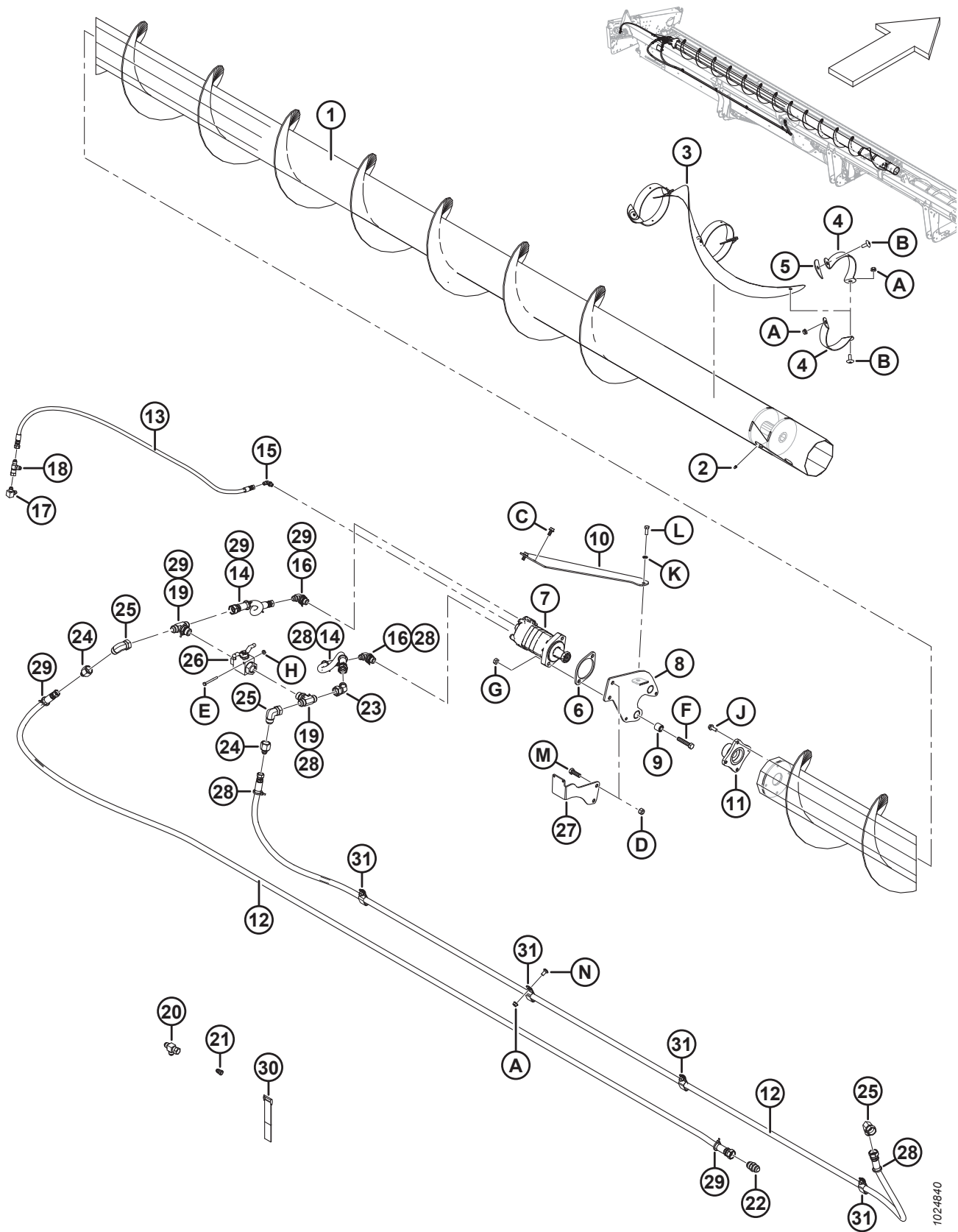


1038238

(OPTION) UPPER CROSS AUGER – RIGHT END, D130, D135, AND D140 (2021 AND PRIOR)

Ref	Part Number	Description	Qty	Serial Number
K	18724	NUT – HEX LOCK DT 1/4-20 UNC ZP		
L	18596	WASHER – SAE FLAT 9/32 I.D. X 5/8 IN. O.D. ZP		
M	21491	BOLT – HH 1/2 NC X 1.25 LG GR 5 ZP		
N	184589	WASHER – FLAT 9/16 X 1.375 AA1J		

# 82 (Option) Upper Cross Auger – Left End, D145 (2021 and Prior)



1024840



(OPTION) UPPER CROSS AUGER – LEFT END, D145 (2021 AND PRIOR)

Ref	Part Number	Description	Qty	Serial Number
1	294515	AUGER – UCA SP LH WELDT 45 FT	1	
	294682	KIT – WELDT UCA REPAIR SLEEVE <sup>281</sup>	A/R	
2	30934	FITTING – 1/4-28 TAPER THD	1	
3	335719	FLIGHTING – LH CENTER	1	
4	294424	SUPPORT – LH	6	
5	255883	PLATE	3	
6	253446	PLATE – SPACER	1	
7	255829	MOTOR – UCA (130 CC) <sup>282</sup>	1	
	283002	MOTOR – EATON 2000 (100 CC) <sup>283</sup>	1	
	174304	SEAL KIT		
	137375	NUT – SLOTTED JAM 1.0-20 UNEF		
8	174168	SUPPORT – LH HANGER ASSY <sup>284</sup>	1	
9	21810	BUSHING – RUBBER	2	
10	279925	BRACE – LH	1	
11	279775	HUB MACHINING	1	
12	294224	HOSE – HYDRAULIC (45 FT)	2	
13	294225	HOSE – HYDRAULIC (45 FT)	1	
14	279715	HOSE – HYD, 0.5 IN. I.D., 500 MM LG, 100R17, METAL REIN.	2	
15	135647	FITTING – ELBOW 90° HYD	1	
16	21801	FITTING – ELBOW 90° HYD	2	
17	50104	FITTING – ELBOW 90° HYD	1	
18	30873	FITTING – HYD TEE	1	
19	50050	FITTING – TEE HYD STR THD BRANCH TEE CW O-RING	2	
20	108268	FITTING – HYD TEE	1	
21	30981	FITTING – ADAPTER HYD REDUCER 1/2 X 3/8 <sup>285</sup>	1	
	21069	NUT – TUBE 37° JIC 1/2 IN.	1	
22	30376	FITTING – UNION HYD	1	
23	135240	FITTING – ELBOW 45° HYD	1	
24	136952	FITTING – ADAPTER HYD REDUCER	2	
25	50175	FITTING – ELBOW 90° HYD	2	
26	294263	VALVE – BALL	1	
27	279834	BRACKET – BALL VALVE MOUNT	1	
28	252795	FASTENER – CABLE TIE, PINK	6	
29	252794	FASTENER – CABLE TIE, PURPLE	5	
30	135443	CINCH STRAP (4 IN. LG)	3	
	135444	CINCH STRAP (6 IN. LG)	4	
31	103738	CLAMP – PVC INSULATED 13/16 IN. TUBE SIZE	7	

281. The kit is for 2021 and prior upper cross augers that use hex shafts at the center support; intended to repair damage to the auger. Welding is required.

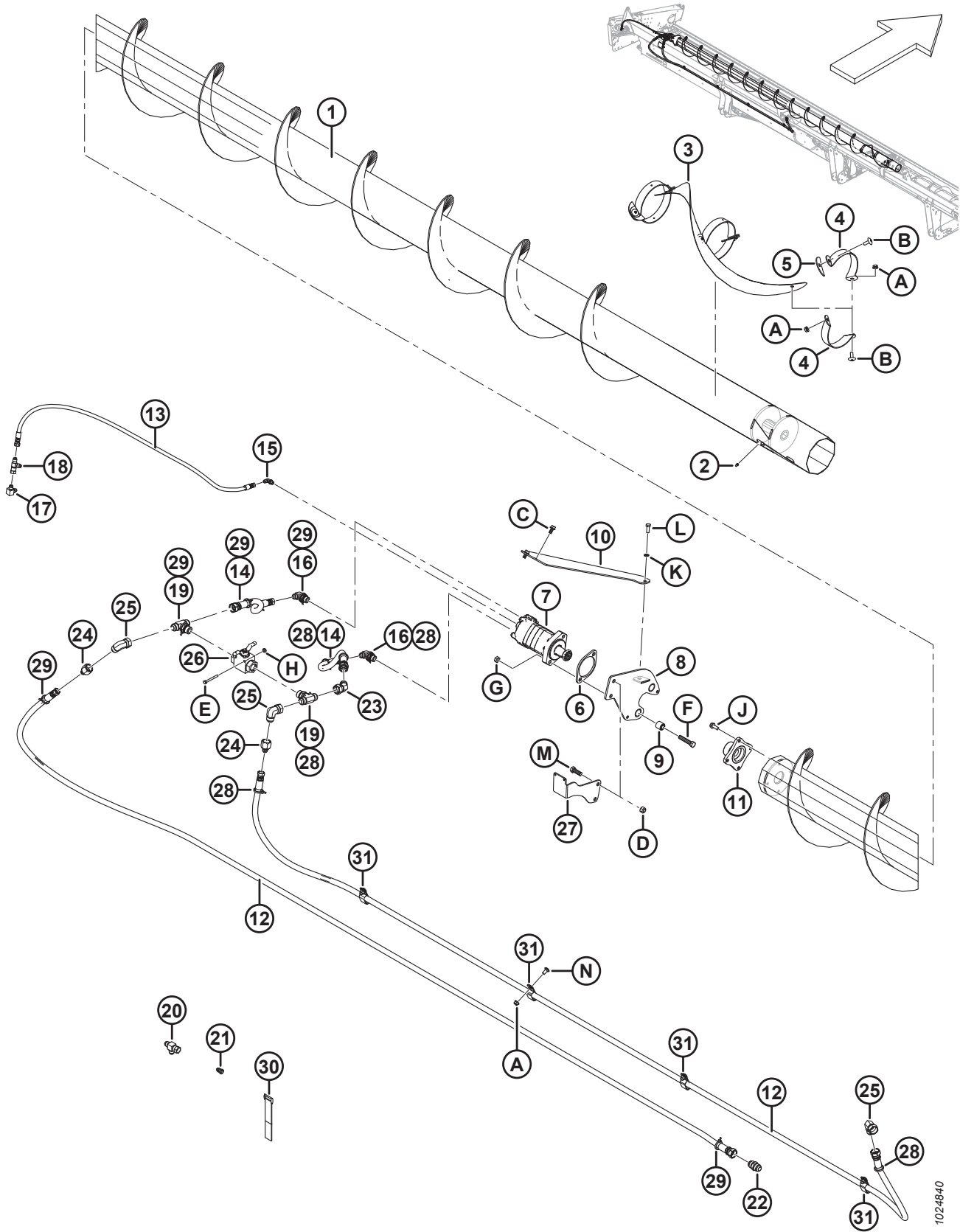
282. For use on all SP headers and combine headers not in the European market.

283. For use in European market with increased UCA speed.

284. Includes two bushings (MD #21810) and decal (MD #174682).

285. Includes tube nut (MD #21069).

(OPTION) UPPER CROSS AUGER – LEFT END, D145 (2021 AND PRIOR)



1024840

(OPTION) UPPER CROSS AUGER – LEFT END, D145 (2021 AND PRIOR)

Ref	Part Number	Description	Qty	Serial Number
A	30228	NUT – FLG DT SMTH FACE 0.375-16 UNC		
B	135507	SCREW – MACHINE, TRUSS HD TORX, 38 NC X 1 LG		
C	101897	SCREW – HEX WASH HD THD ROLLING 3/8 NC X 3/4		
D	18697	NUT – HEX LOCK DT .500-13 UNC		
E	21854	BOLT – HH 1/4 NC X 2.5 LG GR 5 ZP		
F	21760	BOLT – HH 1/2 NC X 2.5 LG GR 5 ZP		
G	137727	NUT – HEX JAM-DT 1/2-13 UNC GR 5 ZP		
H	135248	NUT – HEX FLG CTR LOC		
J	135193	SCREW – HEX WASH HD THD ROLLING 3/8 NC X 1.0		
K	18637	WASHER – REG. LOCK 3/8 IN. NOM. I.D. ZP		
L	20077	BOLT – HEX HD 3/8 NC X 1.0 LG GR 5 ZP		
M	18723	BOLT – HH 1/2 NC X 1.5 LG TFL GR 5 ZP		
N	21863	BOLT – RHSSN 3/8 NC X 0.75 LG GR 5 ZP		



(OPTION) UPPER CROSS AUGER – RIGHT END, D145 (2021 AND PRIOR)

Ref	Part Number	Description	Qty	Serial Number
1	294518	AUGER – UCA SP RH WELDT 45 FT	1	
	294682	KIT – WELDT UCA REPAIR SLEEVE <sup>286</sup>	A/R	
2	335592	FLIGHTING – RH CENTER	1	
3	294425	SUPPORT – RH	6	
4	255883	PLATE	3	
5	174176	SUPPORT RH – DECAL ASSY <sup>287</sup>	1	
6	279926	BRACE – RH	1	
7	30934	FITTING – 1/4-28 TAPER THD	1	
8	132303	SHAFT – END WELDT, WITH DISC	1	
	294677	KIT – DISC 21-36 FT UCA (DISC ONLY) <sup>288</sup>	OPT	
9	174081	SHAFT – HEX	1	
10	172511	SUPPORT – CENTER HANGER ASSY <sup>289</sup>	1	
11	172507	BEARING – BALL HEX BORE	2	
12	21810	BUSHING – RUBBER	2	
13	174082	SPACER	1	
14	49306	FLANGE	1	
15	21859	BEARING – SPH OD EXT INNER RACE 1-3/16 BORE	1	
16	172340	SHIM	1	
17	30661	FLANGE	1	
18	233395	JOINT – UNIVERSAL	1	
19	45427	MOULDING – RH	1	
20	<b>335589</b>	<b>KIT – UCA CENTER SUPPORT REPAIR <sup>290</sup></b>	<b>OPT</b>	
A	30228	NUT – FLG DT SMTH FACE 0.375-16 UNC		
B	135507	SCREW – MACHINE, TRUSS HD TORX, 38 NC X 1 LG		
C	19965	BOLT – RHSN 3/8-16 X 1-GR5-ZP		
D	101897	SCREW – HEX WASH HD THD ROLLING 3/8 NC X 3/4		
E	21491	BOLT – HH 1/2 NC X 1.25 LG GR 5 ZP		
F	18697	NUT – HEX LOCK DT .500-13 UNC		
G	18638	WASHER – REG. LOCK 1/2 IN. NOM. I.D. ZP		
H	21575	BOLT – HH 1/2 NC X 1.0 LG GR 5 ZP		
J	21578	BOLT – HH 1/2 NC X 2.25 LG GR 5 ZP		
K	21354	BOLT – HH 3/8 NC X 2.0 LG GR 5 ZP		
L	21854	BOLT – HH 1/4 NC X 2.5 LG GR 5 ZP		
M	18596	WASHER – SAE FLAT 9/32 I.D. X 5/8 IN. O.D. ZP		

286. The kit is for 2021 and prior upper cross augers that use hex shafts at the center support; intended to repair damage to the auger. Welding is required.

287. Includes decal (MD #174682).

288. Kit used to repair disc on shaft (MD #132303).

289. Includes two bearings (MD #172507) and two bushings (MD #21810).

290. Kit is used to upgrade the center support assembly on 2-piece upper cross augers. Replaces U-joint (MD #233395), center support (MD #172511), bearings (MD #172507), hex shaft (MD 174081), spacer (MD #174082), and hardware. Includes two repair sleeve kits (MD #NSS). Refer to Section [84 \(Option\) Upper Cross Auger – Center Support Repair Kit, page 255](#).



(OPTION) UPPER CROSS AUGER – RIGHT END, D145 (2021 AND PRIOR)

Ref	Part Number	Description	Qty	Serial Number
N	18637	WASHER – REG. LOCK 3/8 IN. NOM. I.D. ZP		
P	20077	BOLT – HEX HD 3/8 NC X 1.0 LG GR 5 ZP		
Q	18724	NUT – HEX LOCK DT 1/4-20 UNC ZP		





**(OPTION) UPPER CROSS AUGER – CENTER SUPPORT REPAIR KIT**

**NOTE:**

The UCA Center Support Repair kit (MD #335589) is used to upgrade upper cross augers that currently have center support assembly (MD #172511) and hex shafts installed. The new center support assembly included in this kit uses square shafts, which will improve shaft and hub life.

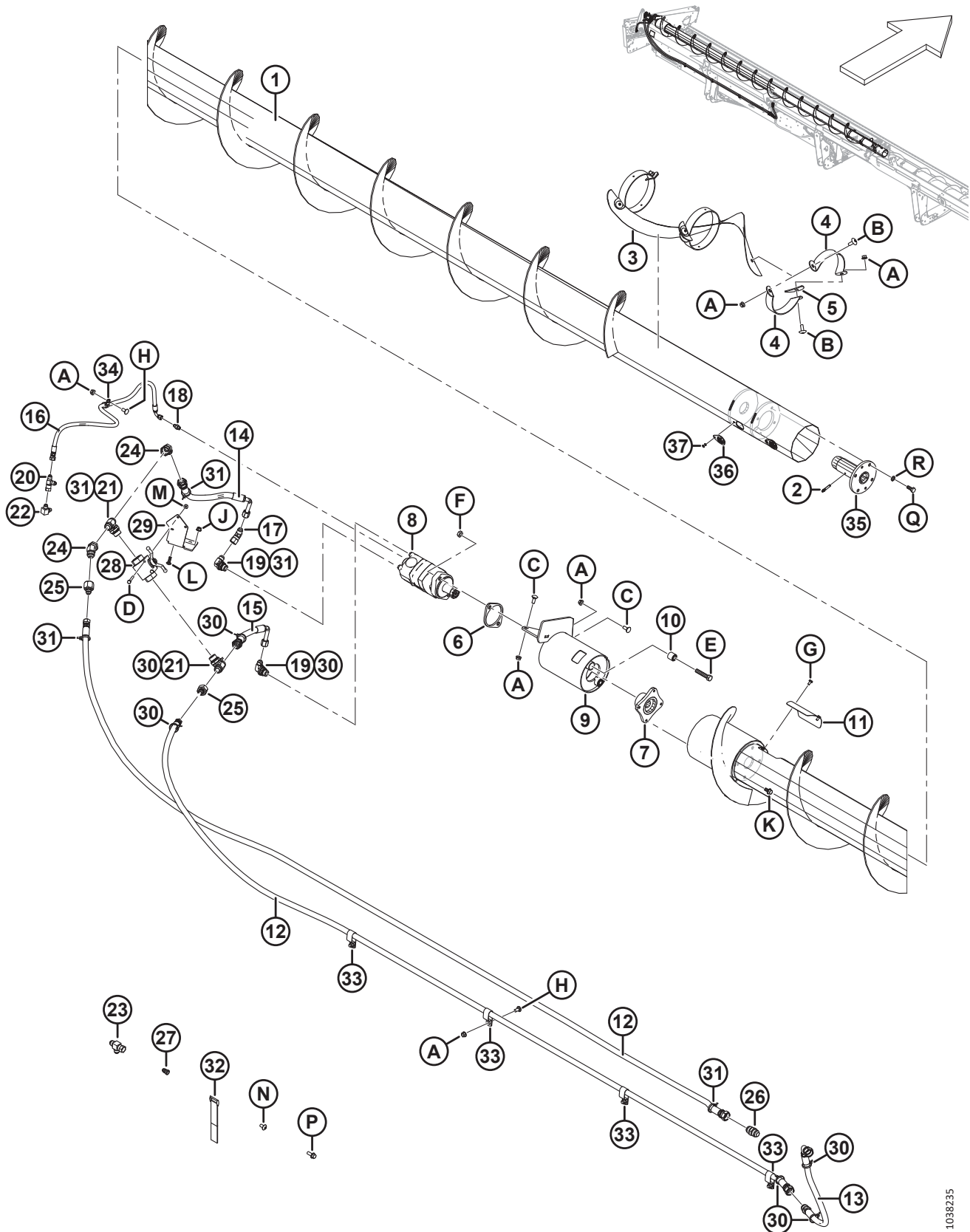
Ref	Part Number	Description	Qty	Serial Number
	335589	KIT – UCA CENTER SUPPORT REPAIR <sup>291</sup>		
1	21859	BEARING – SPH OD EXT INNER RACE 1 3/16 BORE	2	
2	30661	FLANGE	2	
3	49306	FLANGE	2	
4	233371	GUARD – WELDT	2	
5	233450	PLATE – SPACER	2	
6	233513	JOINT – UNIVERSAL	2	
7	233519	SHAFT	1	
8	335615	SUPPORT – BEARING MOUNT WELDT	1	
9	233514	HUB – WELDT UCA SLIDING	2	
10	30934	FITTING – 1/4-28 TAPER THD	2	
11	335610	SUPPORT – CENTER UCA <sup>292</sup>	1	
12	335625	SHIM – UCA CENTER SUPPORT	2	
13	335622	SUPPORT – SR CENTER WELDT <sup>293</sup>	1	
14	233625	COVER	4	
15	18768	RIVET – BLIND Ø0.188 IN. X 0.251 TO 0.375 GRIP RANGE	4	
16	NSS	AUGER – UCA HC REPAIR TUBE WELDT	2	
A	18723	BOLT – HEX HD 1/2-13 X 1.5 GR5-AA1J		
B	50186	NUT – FLG LK DT 1/2-13 UNC GR5 AA1J		
C	108172	BOLT – HEX HD M10 X 1.5 X 65-8.8-AA1J		
D	135785	BOLT – RHSN M10 X 1.5 X 25-8.8-AA1J		
E	136113	BOLT – RHSN M10 X 1.5 X 60-8.8-AA1J		
F	135799	NUT – HEX FLG CTR LOC M10 X 1.5-10		
G	30627	BOLT – HEX HD TFL M10 X 1.5 X 25-8.8-A3L		
H	30632	WASHER – LOCK SPRING M10		

291. Kit includes all listed parts and instructions.

292. Included in the kit but is not used on D1 headers; used on 972, 973, and 974 headers only.

293. Used on single-reel headers only.

# 85 (Option) Upper Cross Auger – Left End, D130, D135, and D140 (2022 and Later)



1038235

**(OPTION) UPPER CROSS AUGER – LEFT END, D130, D135, AND D140 (2022 AND LATER)**

Ref	Part Number	Description	Qty	Serial Number
	B9011	KIT – 1 SERIES 30 FT UCA (NORTH AMERICA) <sup>294</sup>		
	B9010	KIT – 1 SERIES 35 FT UCA (NORTH AMERICA) <sup>294</sup>		
	B9009	KIT – 1 SERIES 40 FT UCA (NORTH AMERICA) <sup>294</sup>		
	B9045	KIT – 1 SERIES COMBINE 30 FT UCA (EUROPE) <sup>294</sup>		
	B9046	KIT – 1 SERIES COMBINE 35 FT UCA (EUROPE) <sup>294</sup>		
	B9047	KIT – 1 SERIES COMBINE 40 FT UCA (EUROPE) <sup>294</sup>		
1	335336	AUGER – UCA SP LH WELDT 30 FT	1	
	335707	AUGER – UCA SP LH WELDT 35 FT	1	
	335478	AUGER – UCA SP LH WELDT 40 FT	1	
2	30934	FITTING – 1/4-28 TAPER THD	1	
3	335719	FLIGHTING – LH CENTER	1	
4	294424	SUPPORT – LH	6	
5	255883	PLATE	3	
6	253446	PLATE – SPACER	1	
7	253722	HUB – UCA HC MOTOR	1	
8	255829	MOTOR – UCA (130 CC) <sup>295</sup>	1	
	283002	MOTOR – EATON 2000 (100 CC) <sup>296</sup>	1	
	174304	SEAL KIT		
	137375	NUT – SLOTTED JAM 1.0-20 UNEF		
9	296556	SUPPORT – ASSEMBLY <sup>297</sup>	1	
10	21810	BUSHING – RUBBER	2	
11	279261	COVER – UCA ACCESS	1	
12	294221	HOSE – HYDRAULIC (30 FT)	2	
	294222	HOSE – HYDRAULIC (35 FT)	2	
	294223	HOSE – HYDRAULIC (40 FT)	2	
13	294226	HOSE – HYD, 0.5 IN. I.D., 800 MMLG, 100R17, METAL REIN.	2	
14	279716	HOSE – HYD, 0.5 IN. I.D., 400 MM LG, 100R17, METAL REIN.	1	
15	279717	HOSE – HYD, 0.5 IN. I.D., 270 MM LG, 100R17, METAL REIN.	1	
16	254248	HOSE – HYD, 0.25 IN. I.D., 900 MM LG, 100R17, METAL REINFORCED	1	
17	135685	FITTING – ELBOW 45° HYD	1	
18	112184	FITTING – ADAPTER HYD	1	
19	21801	FITTING – ELBOW 90° HYD	2	
20	30873	FITTING – HYD TEE	1	
21	50050	FITTING – TEE HYD STR THD BRANCH TEE CW O-RING	2	
22	50104	FITTING – ELBOW 90° HYD	1	
23	108268	FITTING – HYD TEE	1	
24	135240	FITTING – ELBOW 45° HYD	2	
25	136952	FITTING – ADAPTER HYD REDUCER	2	

294. Kits available through Whole Goods only.

295. For use on all SP headers and combine headers not in the European market.

296. For use in European market with increased UCA speed.

297. Includes two bushings (MD #21810) and decal (MD #279085).

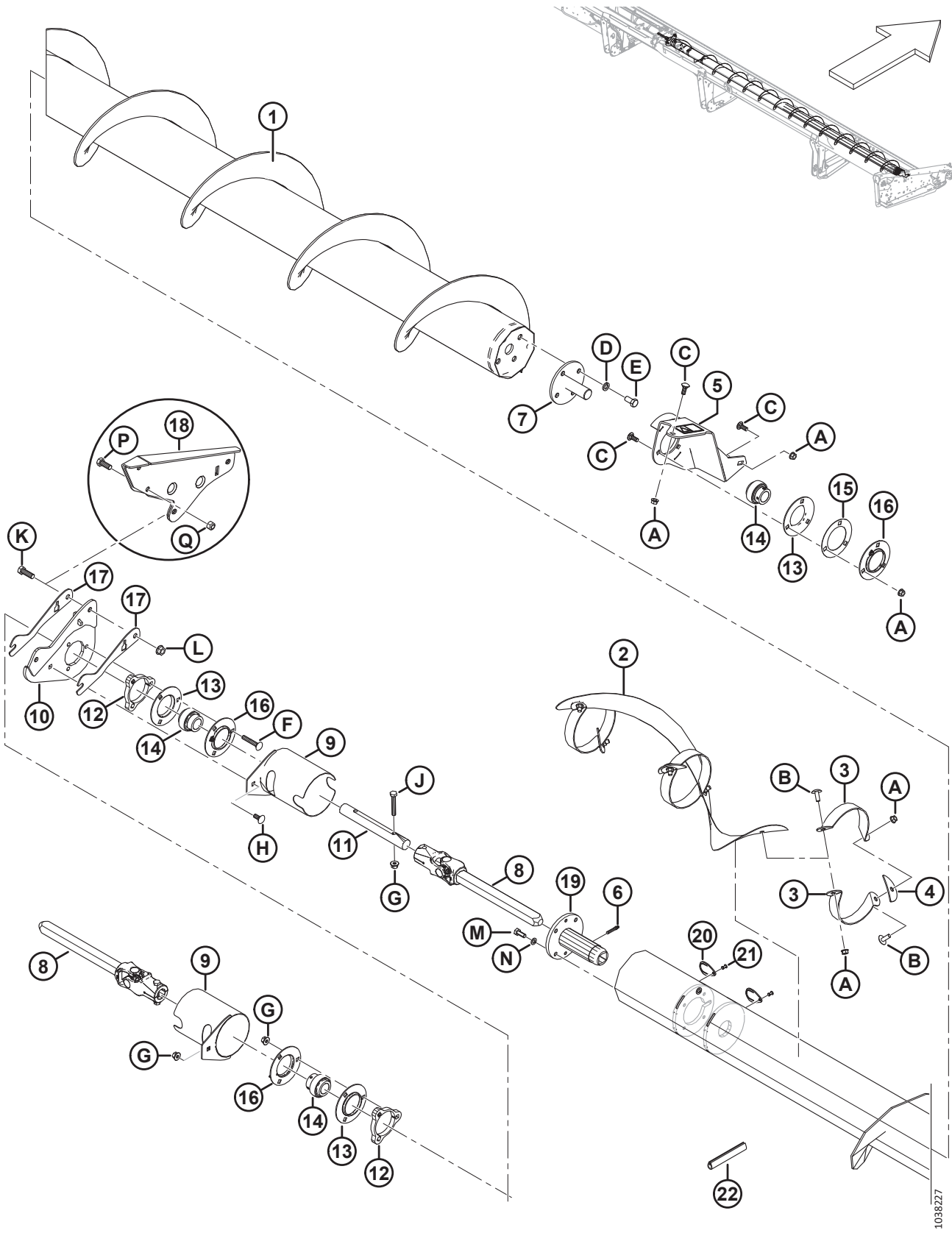


(OPTION) UPPER CROSS AUGER – LEFT END, D130, D135, AND D140 (2022 AND LATER)

Ref	Part Number	Description	Qty	Serial Number
26	30376	FITTING – UNION HYD	1	
27	30981	FITTING – ADAPTER HYD REDUCER 1/2 X 3/8 <sup>298</sup>	1	
	21069	NUT – TUBE 37° JIC 1/2 IN.	1	
28	294263	VALVE – BALL	1	
29	279966	BRACKET – BV MOUNT, RIGID	1	
30	252795	FASTENER – CABLE TIE, PINK	8	
31	252794	FASTENER – CABLE TIE, PURPLE	7	
32	135443	CINCH STRAP (4 IN. LG)	3	
	135444	CINCH STRAP (6 IN. LG)	2	
33	103738	CLAMP – PVC INSULATED 13/16 IN. TUBE SIZE	7	
34	135818	CLAMP – INSULATED 1/2 IN.	1	
35	233514	HUB – WELDT UCA SLIDING	1	
36	233625	COVER	2	
37	18768	RIVET – BLIND Ø0.188 IN. X 0.251 TO 0.375 GRIP RANGE	2	
A	30228	NUT – FLG DT SMTH FACE 0.375-16 UNC		
B	135507	SCREW – MACHINE, TRUSS HD TORX, 38 NC X 1 LG		
C	19965	BOLT – RHSN 3/8-16 X 1-GR5-ZP		
D	21854	BOLT – HH 1/4 NC X 2.5 LG GR 5 ZP		
E	21760	BOLT – HH 1/2 NC X 2.5 LG GR 5 ZP		
F	137727	NUT – HEX JAM-DT 1/2-13 UNC GR 5 ZP		
G	21580	BOLT – HEX HD 1/4 NC X 0.5 LG GR 5 ZP		
H	21863	BOLT – RHSSN 3/8 NC X 0.75 LG GR 5 ZP		
J	135337	NUT – HEX FLG CTR LOC M8 X 1.25-8-A2L		
K	135963	BOLT – HH FLG (SM FACE) 3/8 NC X 0.75 GR 5 ZP		
L	136824	BOLT – RHSSN M8 X 1.25 X 25-8.8-A2L		
M	135248	NUT – HEX FLG CTR LOC		
N	135157	SCREW – MACHINE		
P	135966	BOLT – HH FLG SM FACE 3/8 NC X 1.0 GR 5 ZP		
Q	30627	BOLT – HEX HD TFL M10 X 1.5 X 25-8.8-A3L		
R	30632	WASHER – LOCK SPRING M10		

298. Includes tube nut (MD #21069).

# 86 (Option) Upper Cross Auger – Right End, D130, D135, and D140 (2022 and Later)



103827

## (OPTION) UPPER CROSS AUGER – RIGHT END, D130, D135, AND D140 (2022 AND LATER)

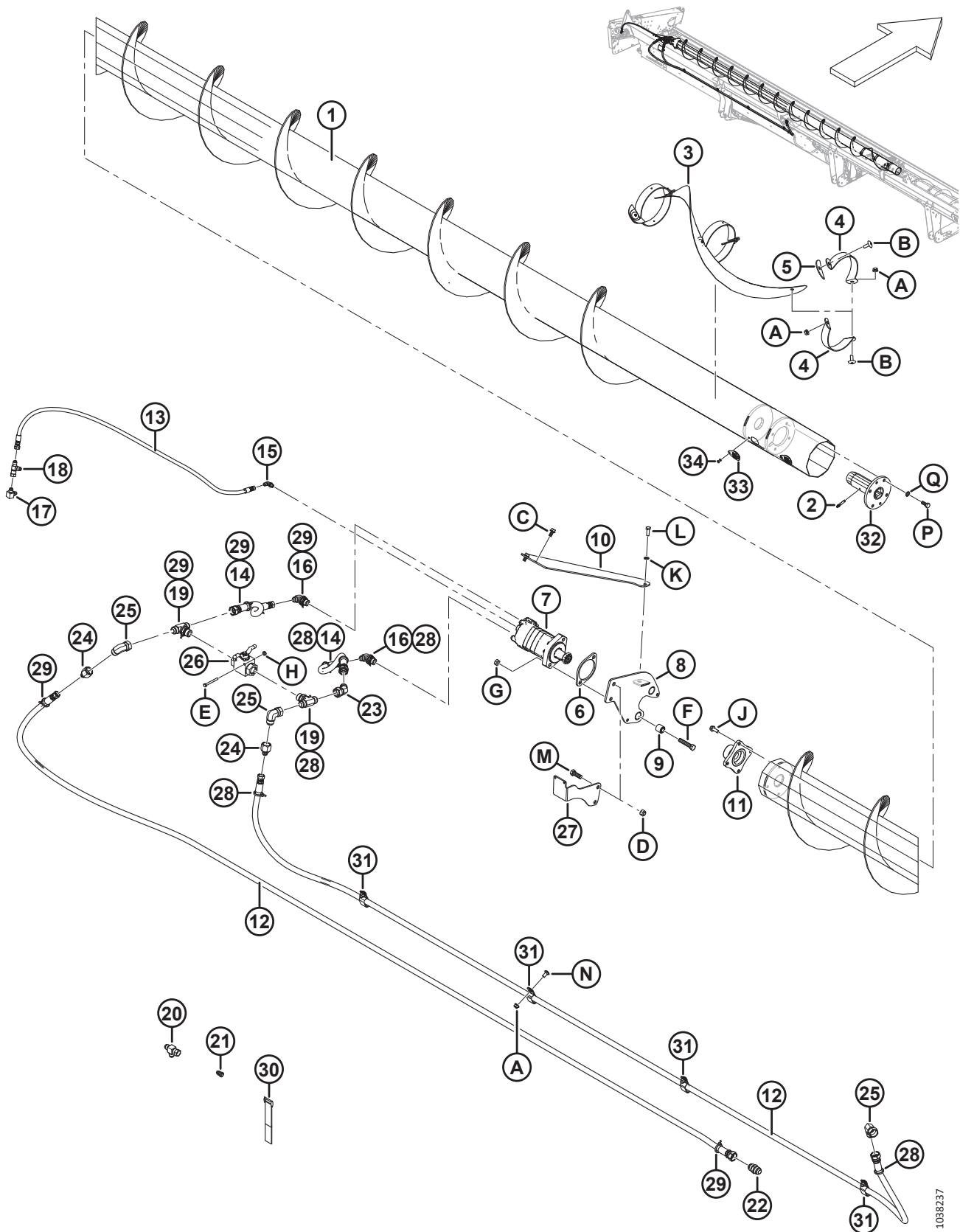
Ref	Part Number	Description	Qty	Serial Number
1	335337	AUGER – UCA RH WELDT 30 FT	1	
	335686	AUGER – UCA HC RH WELDT 35 FT	1	
	335480	AUGER – UCA HC RH WELDT 40 FT	1	
	294677	KIT – DISC, UNPAINTED <sup>299</sup>		
2	335592	FLIGHTING – RH CENTER	1	
3	294425	SUPPORT – RH	6	
4	255883	PLATE	3	
5	296554	SUPPORT – RH UCA ASSY <sup>300</sup>	1	
6	30934	FITTING – 1/4-28 TAPER THD	1	
7	132303	SHAFT – END WELDT	1	
8	233513	JOINT – UNIVERSAL	2	
9	233371	GUARD – WELDT	2	
10	335615	SUPPORT – BEARING MOUNT WELDT	1	
11	233519	SHAFT	1	
12	233450	PLATE – SPACER	2	
13	49306	FLANGE	3	
14	21859	BEARING – SPH OD EXT INNER RACE 1 3/16 BORE	3	
15	172340	SHIM	1	
16	30661	FLANGE	3	
17	335625	SHIM – UCA CENTER SUPPORT	2	
18	335622	SUPPORT – SR CENTER WELDT <sup>301</sup>	1	
19	233514	HUB – WELDT UCA SLIDING	1	
20	233625	COVER	2	
21	18768	RIVET – BLIND Ø0.188 IN. X 0.251 TO 0.375 GRIP RANGE	2	
22	45427	MOULDING – RH	1	
A	30228	NUT – FLANGE DT SMOOTH FACE 0.375-16 UNC		
B	135507	SCREW – MACHINE, TRUSS HD TORX, 3/8 NC X 1 LG		
C	19965	BOLT – RHSN 3/8-16 X 1-GR5-ZP		
D	18638	WASHER – REG. LOCK 1/2 IN. NOM. ID ZP		
E	21575	BOLT – HH 1/2 NC X 1.0 LG GR 5 ZP		
F	136113	BOLT – RHSN M10 X 1.5 X 60-8.8-AA1J		
G	135799	NUT – HEX FLG CTR LOC M10 X 1.5-10		
H	135785	BOLT – RHSN M10 X 1.5 X 25-8.8-AA1J		
J	108172	BOLT – HEX HD M10 X 1.5 X 65-8.8-AA1J		
K	18723	BOLT – HEX HD 1/2-13 X 1.5 GR5-AA1J		
L	50186	NUT – FLG LK DT 1/2-13 UNC GR5 AA1J		
M	30627	BOLT – HEX HD TFL M10 X 1.5 X 25-8.8-A3L		
N	30632	WASHER – LOCK SPRING M10		
P	21491	BOLT – HH 1/2 NC X 1.25 LG GR 5 ZP		
Q	18697	NUT – HEX LOCK DT .500-13UNC		

299. Repair part for auger (MD #335337, 335686, and 335480).

300. Includes warning decal (MD #279085).

301. Used on single-reel headers only.

# 87 (Option) Upper Cross Auger – Left End, D145 (2022 and Later)



1038237



(OPTION) UPPER CROSS AUGER – LEFT END, D145 (2022 AND LATER)

Ref	Part Number	Description	Qty	Serial Number
	B9049	KIT – 1 SERIES 45 FT UCA (NORTH AMERICA) <sup>302</sup>		
	B9050	KIT – 1 SERIES EUROPEAN COMBINE 45 FT UCA <sup>302</sup>		
1	335600	AUGER – UCA LH WELDT 45 FT	1	
2	30934	FITTING – 1/4-28 TAPER THD	1	
3	335719	FLIGHTING – LH CENTER	1	
4	294424	SUPPORT – LH	6	
5	255883	PLATE	3	
6	253446	PLATE – SPACER	1	
7	255829	MOTOR – UCA (130 CC) <sup>303</sup>	1	
	283002	MOTOR – EATON 2000 (100 CC) <sup>304</sup>	1	
	174304	SEAL KIT		
	137375	NUT – SLOTTED JAM 1.0-20 UNEF		
8	174168	SUPPORT – LH HANGER ASSY <sup>305</sup>	1	
9	21810	BUSHING – RUBBER	2	
10	279925	BRACE – LH	1	
11	279775	HUB MACHINING	1	
12	294224	HOSE – HYDRAULIC (45 FT)	2	
13	294225	HOSE – HYDRAULIC (45 FT)	1	
14	279715	HOSE – HYD, 0.5 IN. I.D., 500 MM LG, 100R17, METAL REIN.	2	
15	135647	FITTING – ELBOW 90° HYD	1	
16	21801	FITTING – ELBOW 90° HYD	2	
17	50104	FITTING – ELBOW 90° HYD	1	
18	30873	FITTING – HYD TEE	1	
19	50050	FITTING – TEE HYD STR THD BRANCH TEE CW O-RING	2	
20	108268	FITTING – HYD TEE	1	
21	30981	FITTING – ADAPTER HYD REDUCER 1/2 X 3/8 <sup>306</sup>	1	
	21069	NUT – TUBE 37° JIC 1/2 IN.	1	
22	30376	FITTING – UNION HYD	1	
23	135240	FITTING – ELBOW 45° HYD	1	
24	136952	FITTING – ADAPTER HYD REDUCER	2	
25	50175	FITTING – ELBOW 90° HYD	2	
26	294263	VALVE – BALL	1	
27	279834	BRACKET – BALL VALVE MOUNT	1	
28	252795	FASTENER – CABLE TIE, PINK	6	
29	252794	FASTENER – CABLE TIE, PURPLE	5	
30	135443	CINCH STRAP (4 IN. LG)	3	
	135444	CINCH STRAP (6 IN. LG)	4	
31	103738	CLAMP – PVC INSULATED 13/16 IN. TUBE SIZE	7	

302. Kits available through Whole Goods only.

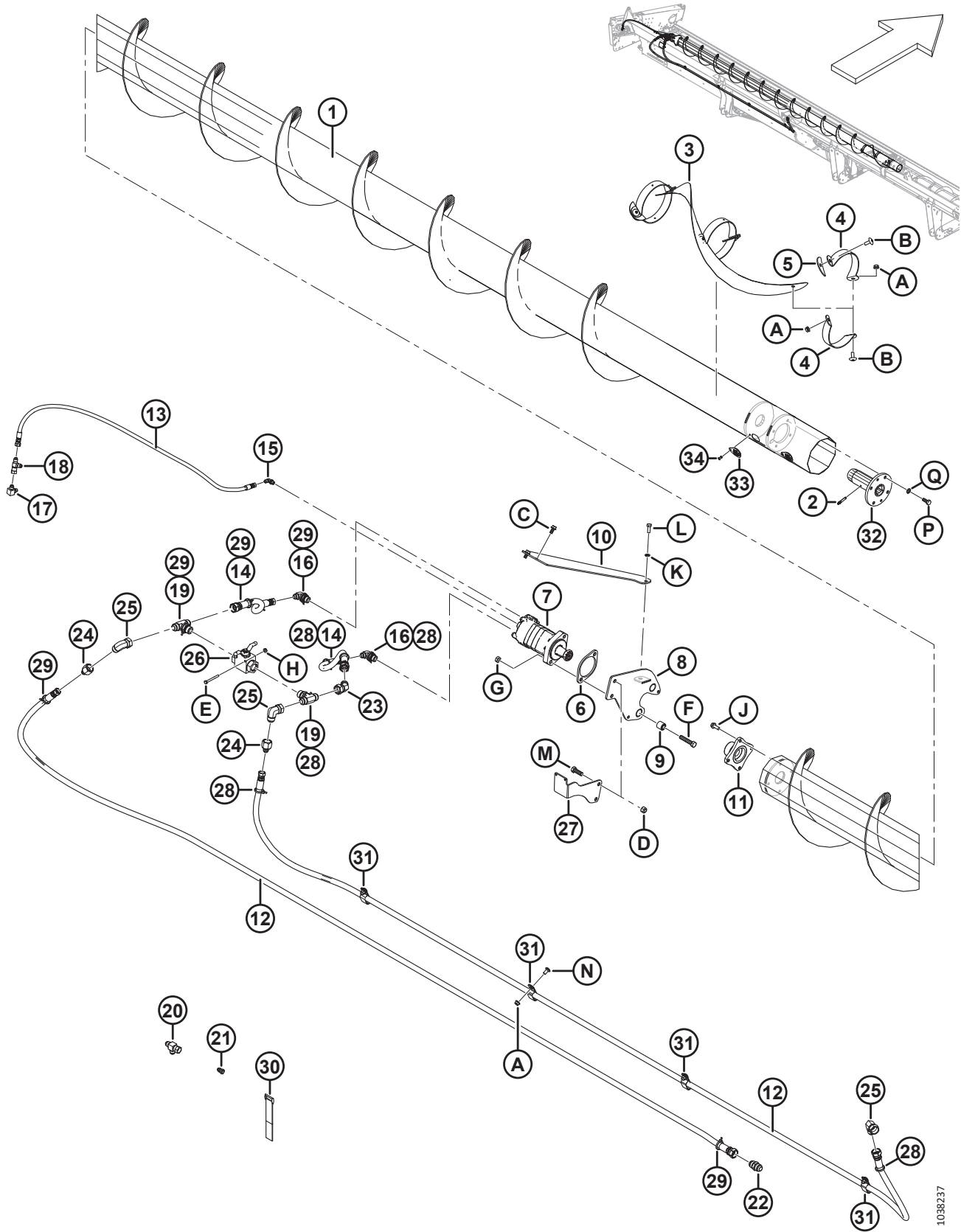
303. For use on all SP headers and combine headers not in the European market.

304. For use in European market with increased UCA speed.

305. Includes two bushings (MD #21810) and decal (MD #174682).

306. Includes tube nut (MD #21069).

(OPTION) UPPER CROSS AUGER – LEFT END, D145 (2022 AND LATER)

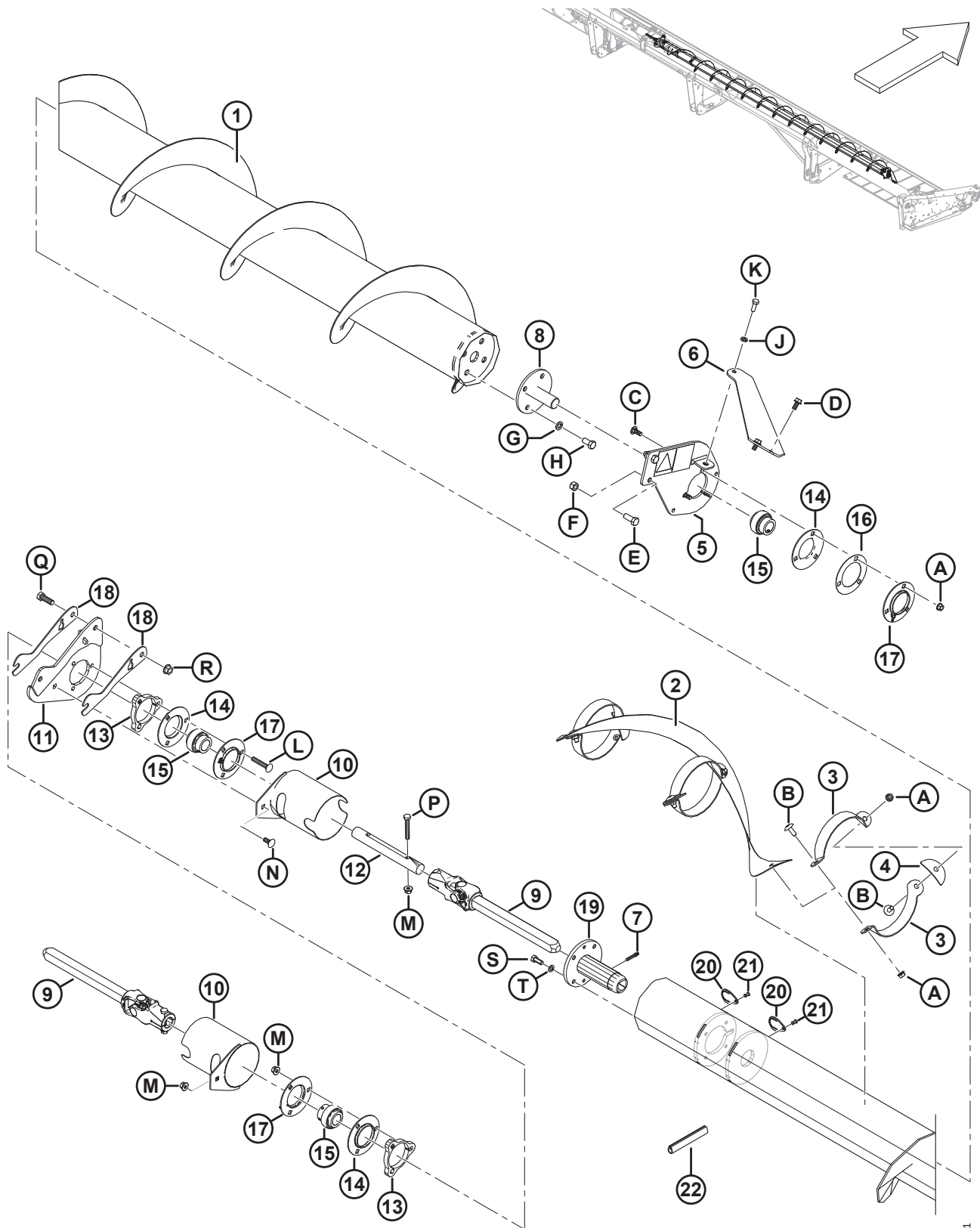


1038237

(OPTION) UPPER CROSS AUGER – LEFT END, D145 (2022 AND LATER)

Ref	Part Number	Description	Qty	Serial Number
32	233514	HUB – WELDT UCA SLIDING	1	
33	233625	COVER	2	
34	18768	RIVET – BLIND Ø0.188 IN. X 0.251 TO 0.375 GRIP RANGE	2	
A	30228	NUT – FLG DT SMTH FACE 0.375-16 UNC		
B	135507	SCREW – MCH TORX HD 3/8-16 X 1 GR5 AA1J		
C	101897	SCREW – HEX WASH HD THD ROLLING 3/8 NC X 3/4		
D	18697	NUT – HEX LOCK DT .500-13 UNC		
E	21854	BOLT – HH 1/4 NC X 2.5 LG GR 5 ZP		
F	21760	BOLT – HH 1/2 NC X 2.5 LG GR 5 ZP		
G	137727	NUT – HEX JAM-DT 1/2-13 UNC GR 5 ZP		
H	135248	NUT – HEX FLG CTR LOC 1/4-20 NC GR 5 ZP		
J	135193	SCREW – HEX WASH HD THD ROLLING 3/8 NC X 1.0		
K	18637	WASHER – REG. LOCK 3/8 IN. NOM. I.D. ZP		
L	20077	BOLT – HEX HD 3/8 NC X 1.0 LG GR 5 ZP		
M	18723	BOLT – HH 1/2 NC X 1.5 LG TFL GR 5 ZP		
N	21863	BOLT – RHSSN 3/8 NC X 0.75 LG GR 5 ZP		
P	30627	BOLT – HEX HD TFL M10 X 1.5 X 25-8.8-A3L		
Q	30632	WASHER – LOCK SPRING M10		

# 88 (Option) Upper Cross Auger – Right End, D145 (2022 and Later)



1038231

## (OPTION) UPPER CROSS AUGER – RIGHT END, D145 (2022 AND LATER)

Ref	Part Number	Description	Qty	Serial Number
1	335598	AUGER – UCA RH WELDT 45 FT	1	
	294677	KIT – DISC, UNPAINTED <sup>307</sup>		
2	335592	FLIGHTING – RH CENTER	1	
3	294425	SUPPORT – RH	6	
4	255883	PLATE	3	
5	174176	SUPPORT RH – DECAL ASSY	1	
6	279926	BRACE – RH	1	
7	30934	FITTING – 1/4-28 TAPER THD	1	
8	132303	SHAFT – END WELDT	1	
9	233513	JOINT – UNIVERSAL	2	
10	233371	GUARD – WELDT	2	
11	335615	SUPPORT – BEARING MOUNT WELDT	1	
12	233519	SHAFT	1	
13	233450	PLATE – SPACER	2	
14	49306	FLANGE	3	
15	21859	BEARING – SPH OD EXT INNER RACE 1 3/16 BORE	3	
16	172340	SHIM	1	
17	30661	FLANGE	3	
18	335625	SHIM – UCA CENTER SUPPORT	2	
19	233514	HUB – WELDT UCA SLIDING	1	
20	233625	COVER	2	
21	18768	RIVET – BLIND Ø0.188 IN. X 0.251 TO 0.375 GRIP RANGE	2	
22	45427	MOULDING – RH	1	
A	30228	NUT – FLANGE DT SMOOTH FACE 0.375-16 UNC		
B	135507	SCREW – MACHINE, TRUSS HD TORX, 38NC X 1LG		
C	19965	BOLT – RHSN 3/8-16 X 1-GR5-ZP		
D	101897	SCREW – HEX WASH HD THD ROLLING 3/8 NC X 3/4		
E	21491	BOLT – HH 1/2 NC X 1.25 LG GR 5 ZP		
F	18697	NUT – HEX LOCK DT .500-13UNC		
G	18638	WASHER – REG. LOCK 1/2 IN. NOM. ID ZP		
H	21575	BOLT – HH 1/2 NC X 1.0 LG GR 5 ZP		
J	18637	WASHER – REG. LOCK 3/8 IN. NOM. ID ZP		
K	20077	BOLT – HEX HD 3/8 NC X 1.0 LG GR 5 ZP		
L	136113	BOLT – RHSN M10 X 1.5 X 60-8.8-AA1J		
M	135799	NUT – HEX FLG CTR LOC M10 X 1.5-10		
N	135785	BOLT – RHSN M10 X 1.5 X 25-8.8-AA1J		
P	108172	BOLT – HEX HD M10 X 1.5 X 65-8.8-AA1J		
Q	18723	BOLT – HEX HD 1/2-13 X 1.5 GR5-AA1J		
R	50186	NUT – FLG LK DT 1/2-13 UNC GR5 AA1J		
S	30627	BOLT – HEX HD TFL M10 X 1.5 X 25-8.8-A3L		
T	30632	WASHER – LOCK SPRING M10		

307. Repair part for auger (MD #335598).



(OPTION) VERTICAL KNIFE – STANDARD REEL ARM (2018 AND PRIOR)

Ref	Part Number	Description	Qty	Serial Number
1	279494	SUPPORT ASSY – RH VERT KNIFE, C/W DECAL <sup>308</sup>	1	-346189
2	279485	SUPPORT ASSY – LH VERT KNIFE, C/W DECAL <sup>308</sup>	1	-346189
3	252578	RIVNUT – M6 X 1 RND 0.7-4.2	4	-346189
4	279156	SUPPORT – VK, TOP RH OUTBOARD	1	-346189
5	279157	SUPPORT – VK, TOP RH INBOARD	1	-346189
6	279158	SUPPORT – VK, TOP LH OUTBOARD	1	-346189
7	279159	SUPPORT – VK, TOP LH INBOARD	1	-346189
8	279498	SUPPORT – VK, BOTTOM, OUTBOARD	2	-346189
9	279499	SUPPORT – VK, BOTTOM, INBOARD	2	-346189
10	132773	HOOK – DIVIDER LATCH	2	-346189
11	174242	DEFLECTOR – VERTICAL KNIFE	2	-346189
12	174321	DEFLECTOR – PLASTIC VERTICAL KNIFE	2	-346189
13	174240	RETAINER – DEFLECTOR VERTICAL KNIFE	2	-346189
14	220197	LIFTER – VERTICAL KNIFE	2	-346189
15	174318	SHIELD – HOSES RH VERTICAL KNIFE	1	-346189
16	174322	SHIELD – HOSES LH VERTICAL KNIFE	1	-346189
17	165380	SHIELD – VERTICAL KNIFE	2	-346189
18	174238	GUIDE – TOP VERTICAL KNIFE	2	-346189
19	165103	GROMMET	2	-346189
20	174324	SPACER	3	-346189
21	174243	LEVER – SAFETY	2	-346189
22	174422	VALVE <sup>309</sup>	1	-346189
	30054	SEAL KIT		-346189
23	135386	COUPLER – MALE HYD. 3/8 IN. FLAT FACE <sup>310</sup>	4	-346189
	111978	SEAL KIT (FASTER ONLY)		-346189
24	135213	COUPLING – FEMALE HYD. 3/8 IN. FLAT FACE BULKHEAD	4	-346189
25	174262	HOSE – RH VERT. KNIFE PRESSURE, 3425 MM LG	1	-346189
26	174547	HOSE – RH VERTICAL KNIFE RETURN, 3350 MM LG	1	-346189
27	174263	HOSE – LH VERT. KNIFE PRESSURE, 3125 MM LG	1	-346189
28	174585	HOSE – LH VERTICAL KNIFE RETURN, 2750 MM LG	1	-346189
29	252296	FITTING – ADAPTER 10 JIC X 6 BSPP (ZIEGLER ONLY)	4	-346189
	136654	SEAL KIT (ZIEGLER ONLY)		-346189
	21746	FITTING – CONNECTOR HYD (SABRE ONLY)	4	-346189
30	135540	FITTING – FEMALE UNION HYD	1	-346189
31	135241	FITTING – ELBOW 45° HYD C/W O-RING	1	-346189
32	21843	FITTING – ELBOW 90° HYD	2	-346189
33	135685	FITTING – ELBOW 45° HYD	1	-346189
34	50019	FITTING – TEE HYD STR THD RUN TEE C/W O-RING	1	-346189
35	30551	FITTING – TEE HYD	1	-346189

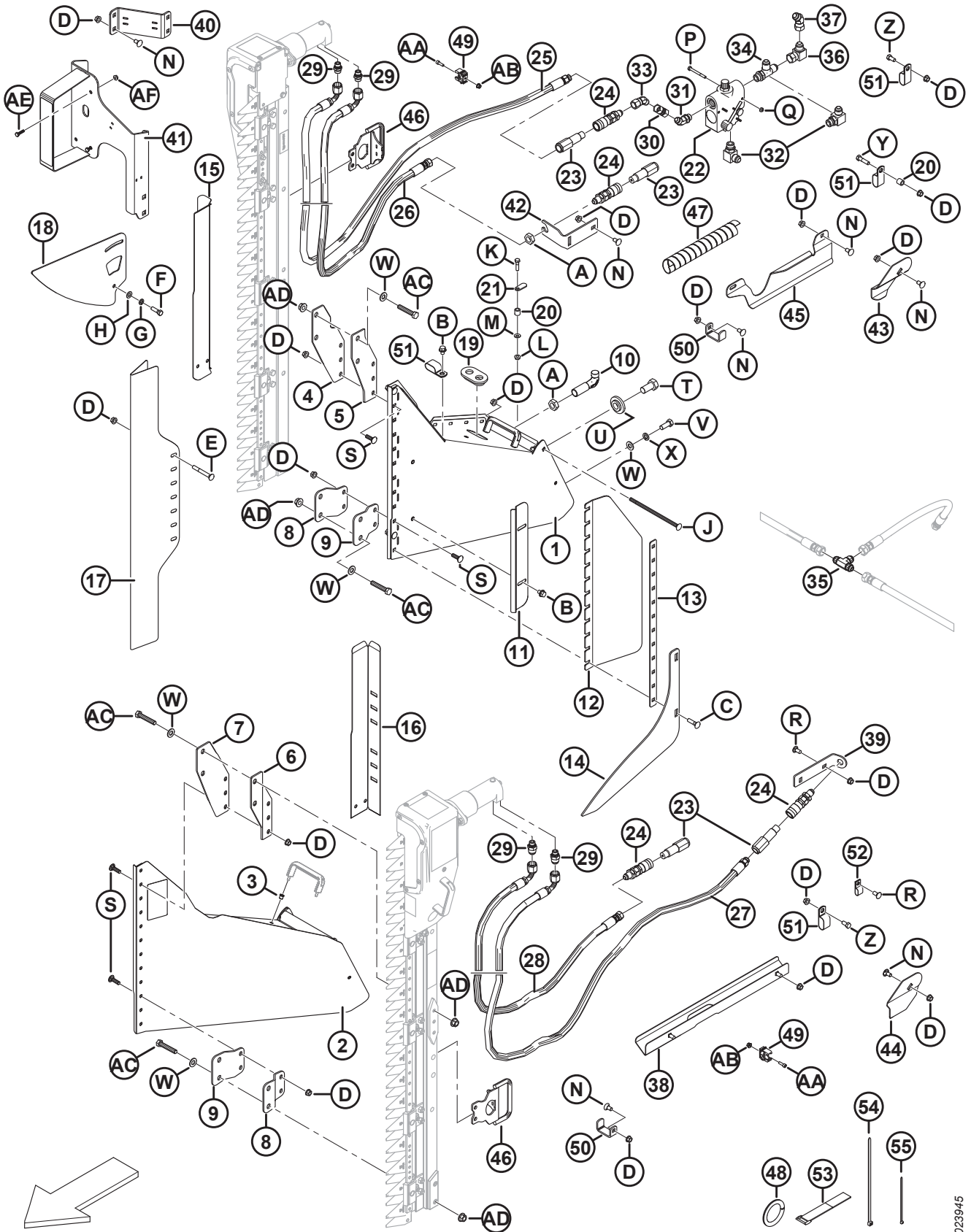
308. Includes decal (MD #174684) and two rivnuts (MD #252578).

309. Includes seal kit (MD #30054).

310. Faster coupler (MD #135386) is interchangeable with Parker Hannifin coupler (NSS). Seal kit (MD #111978) is only intended for Faster coupler and cannot be used with Parker Hannifin coupler. Length can be used to differentiate the two couplers; Faster coupler = 101 mm and Parker Hannifin coupler = 84 mm.



(OPTION) VERTICAL KNIFE – STANDARD REEL ARM (2018 AND PRIOR)



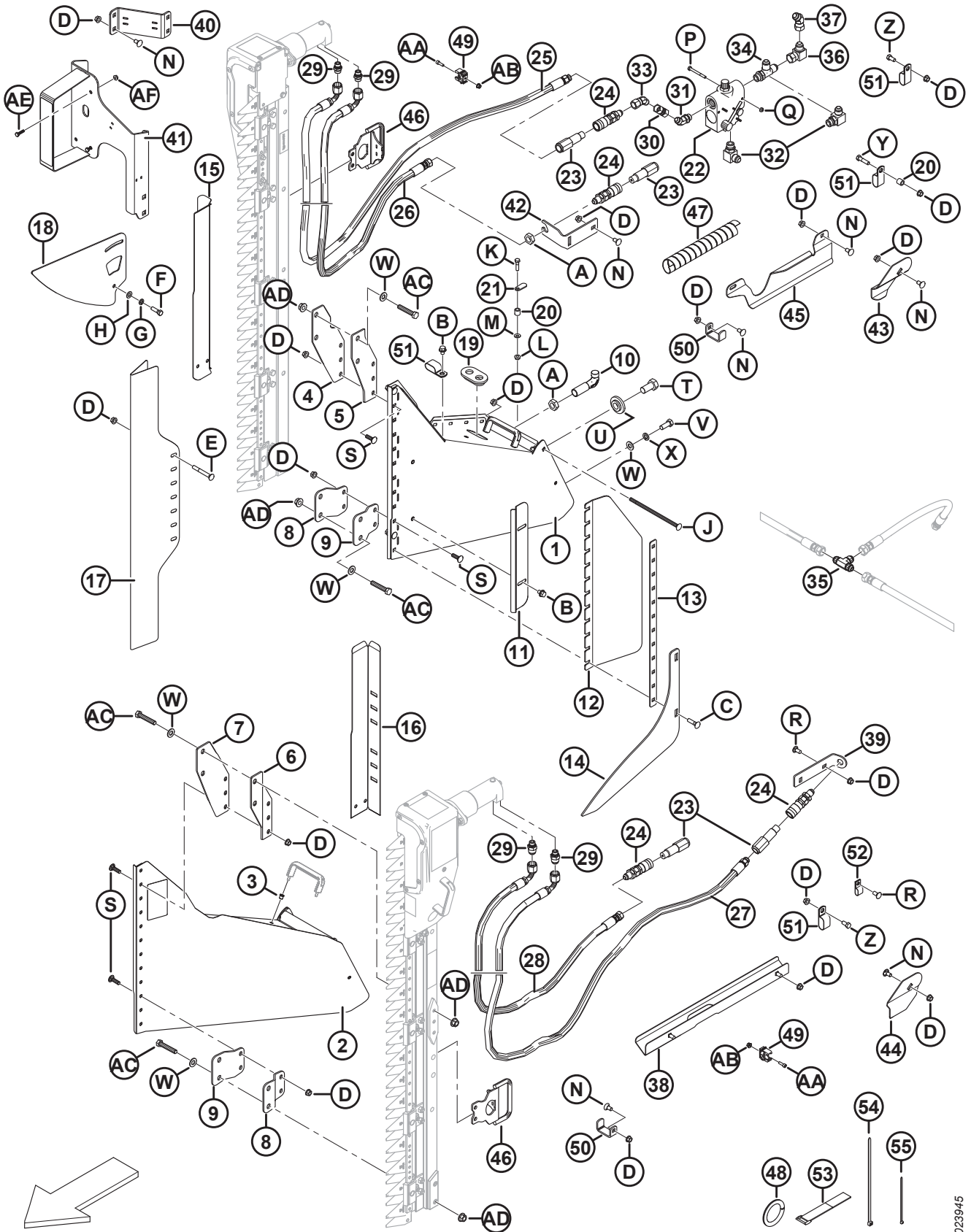
1023945



(OPTION) VERTICAL KNIFE – STANDARD REEL ARM (2018 AND PRIOR)

Ref	Part Number	Description	Qty	Serial Number
36	30556	FITTING – ELBOW 90° HYD	1	-346189
37	135434	FITTING – ELBOW 45° SWIVEL SAE	1	-346189
38	174586	SUPPORT WELDMENT – LH VERTICAL KNIFE	1	-346189
39	174538	SUPPORT – HOSE LH VERTICAL KNIFE	1	-346189
40	174883	SUPPORT – LAMP, VERTICAL KNIFE KIT	1	-346189
41	294393	SUPPORT – RH REAR LIGHT VERT KNIFE	1	-346189
42	174521	SUPPORT – COUPLER	1	-346189
43	174514	HOLDER – RH HOSE VERTICAL KNIFE	1	-346189
44	174513	HOLDER – LH HOSE VERTICAL KNIFE	1	-346189
45	125229	GUIDE – RH HOSES, VERT KNIFE	1	-346189
46	279144	HANDLE – VERT KNIFE (ZIEGLER ONLY)	2	-346189
47	252537	GUARD – HOSE, SPIRAL	1	-346189
48	45427	MOULDING – RH (SPEC 31886)	1	-346189
49	252314	CLIP – PIPE, 20 MM	8	-346189
50	132418	CLAMP – HOSE VERTICAL KNIFE	3	-346189
51	103738	CLAMP – PVC INSULATED 13/16 IN. TUBE SIZE	13	-346189
52	135233	CLAMP – DOUBLE HOSE INSULATED	1	-346189
53	135443	FASTENER – CINCH STRAP 4 IN. LG	3	-346189
54	30753	FASTENER – CABLE TIE BLACK, 305 MM LG	6	-346189
55	21763	FASTENER – CABLE TIE BLACK, 160 MM LG	10	-346189
A	7674	NUT – HEX JAM 3/4 16 UNF GR 5 ZP		
B	30693	BOLT – FLANGE (SER FACE) .375-16 UNC X 0.5 LG		
C	21484	BOLT – RHSN 3/8 NC X 1.5 LG GR 5 ZP		
D	30228	NUT – FLANGE DT SMOOTH FACE 0.375-16 UNC		
E	30307	BOLT – RHSN 3/8 NC X 3.0 LG GR 5 ZP		
F	21264	BOLT – HH 3/8 NC X 1.25 LG GR 5 ZP		
G	18637	WASHER – REG. LOCK 3/8 IN. NOM. ID ZP		
H	18598	WASHER – SAE FLAT 13/32 ID X 13/16 IN OD ZP		
J	135665	BOLT – RHSN 3/8 NC X 8 LG GR 5 ZP		
K	21526	BOLT – HH 5/16 NC X 1.25 LG GR 5 ZP		
L	30280	NUT – FLG SIDE LK SMTH FACE 5/16 NC GR 5 ZP		
M	184579	WASHER – CONICAL SPRING M8A		
N	21472	BOLT – RHSN 3/8 NC X 0.75 GR 5 ZP		
P	21854	BOLT – HH 1/4 NC X 2.5 LG GR 5 ZP		
Q	18724	NUT – HEX LOCK DT 1/4-20 UNC ZP		
R	21863	BOLT – RHSSN 3/8 NC X 0.75 LG GR 5 ZP		
S	19966	BOLT – RHSN 3/8 NC X 1.25 LG GR 5 ZP		
T	135579	BOLT – HEX HD 3/4-16 UNF		
U	220324	WASHER – VERTICAL KNIFE		
V	21491	BOLT – HH 1/2 NC X 1.25 LG GR 5 ZP		
W	18599	WASHER – SAE FLAT 17/32 ID X 1 1/16 IN OD ZP		
X	18638	WASHER – REG. LOCK 1/2 IN. NOM. ID ZP		

(OPTION) VERTICAL KNIFE – STANDARD REEL ARM (2018 AND PRIOR)

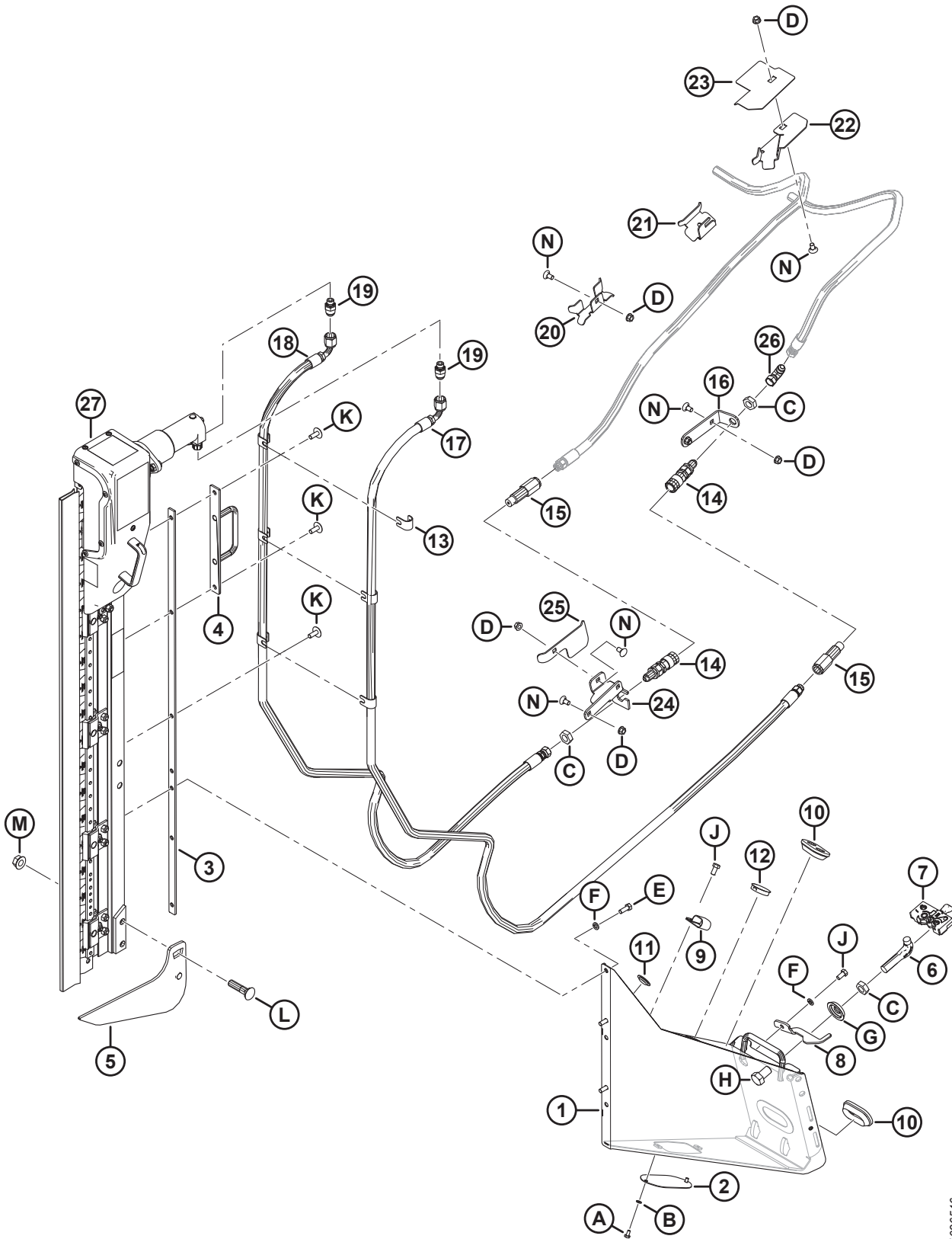


1023945

(OPTION) VERTICAL KNIFE – STANDARD REEL ARM (2018 AND PRIOR)

Ref	Part Number	Description	Qty	Serial Number
Y	21561	BOLT – HH 3/8 NC X 1.5 LG GR 5 ZP		
Z	21567	BOLT – HEX HD .375-16 UNC X 0.75 LG		
AA	136652	SCREW – HEX SOC HD M6 X 1 X 20-12.9-A2L		
AB	152668	NUT – HEX FLG CTR LOC M6 X 1-8-A2L		
AC	252541	BOLT – HEX HD M12 X 1.75 X 65-8.8-A3L		
AD	148645	NUT – HEX FLG STVR LOC M12 X 1.75-10-A3L		
AE	21573	BOLT – HEX HD 1/4 NC X 1.0 LG GR 5 ZP		
AF	21455	NUT – FLG (SER FACE) 1/4 NC GR 5 ZP		

# 90 (Option) Vertical Knife – Standard Reel Arm, Left End (2019–2021)



1026546

(OPTION) VERTICAL KNIFE – STANDARD REEL ARM, LEFT END (2019–2021)

Ref	Part Number	Description	Qty	Serial Number
	B6410	KIT – ZIEGLER LH/RH VERTICAL KNIVES FOR D1/FD1 <sup>311</sup>		346190–
1	REF	SUPPORT ASSEMBLY – LH NA <sup>312</sup>	1	346190–421189
	335869	KIT – VERTICAL KNIFE MOUNTS <sup>313</sup>		
2	253582	PLATE	1	346190–421189
3	253668	SUPPORT WELDMENT	1	346190–421189
4	253570	SUPPORT WELDMENT	1	346190–421189
5	253708	LIFTER LEFT WELDMENT	1	346190–421189
6	132773	HOOK – DIVIDER LATCH	1	346190–421189
7	120932	LATCH – LH	1	346190–421189
8	132248	LATCH – LH, DIVIDER SAFETY	1	346190–421189
9	103738	CLAMP – PVC INSULATED 13/16 IN. TUBE SIZE	1	346190–421189
10	165103	GROMMET	2	346190–421189
11	30433	PLUG – PLASTIC SNAP-IN	2	346190–421189
12	135613	PLUG – PLASTIC SNAP-IN	1	346190–421189
13	279798	SUPPORT	6	346190–421189
14	135213	COUPLING – FEMALE HYD. 3/8 FLAT FACE BULKHEAD	2	346190–421189
15	135386	COUPLER – MALE HYD. 3/8 IN. FLAT FACE (FASTER) <sup>314</sup>	2	346190–421189
	111978	SEAL KIT – 3/8 MALE (FASTER ONLY)		346190–421189
16	245915	SUPPORT – HOSE COUPLER	1	346190–421189
17	294985	HOSE – HYD	1	346190–421189
18	294508	HOSE – HYD	1	346190–421189
19	252296	FITTING – ADAPTER-10 JIC X-6 BSPP	2	346190–421189
20	245931	SUPPORT – HOSE	1	346190–421189
21	245956	SUPPORT – HOSE	1	346190–421189
22	253702	SUPPORT – HOSE, LH	1	346190–421189
23	253704	GUIDE – HOSE, LH	1	346190–421189
24	245928	SUPPORT – LH COUPLER	1	346190–421189
25	245936	DEFLECTOR – LH HOSE	1	346190–421189
26	30314	FITTING – ELBOW 90° HYD	1	346190–421189
27	NSS	ZIEGLER VERTICAL KNIFE <sup>315</sup>		346190–421189
A	21580	BOLT – HEX HD 1/4 NC X 0.5 LG GR 5 ZP		
B	18635	WASHER – REG. LOCK 1/4 IN. NOM. ID ZP		
C	7674	NUT – HEX JAM 3/4-16 UNF GR 5 ZP		

311. Kit includes two knives. Kits available through Whole Goods only.

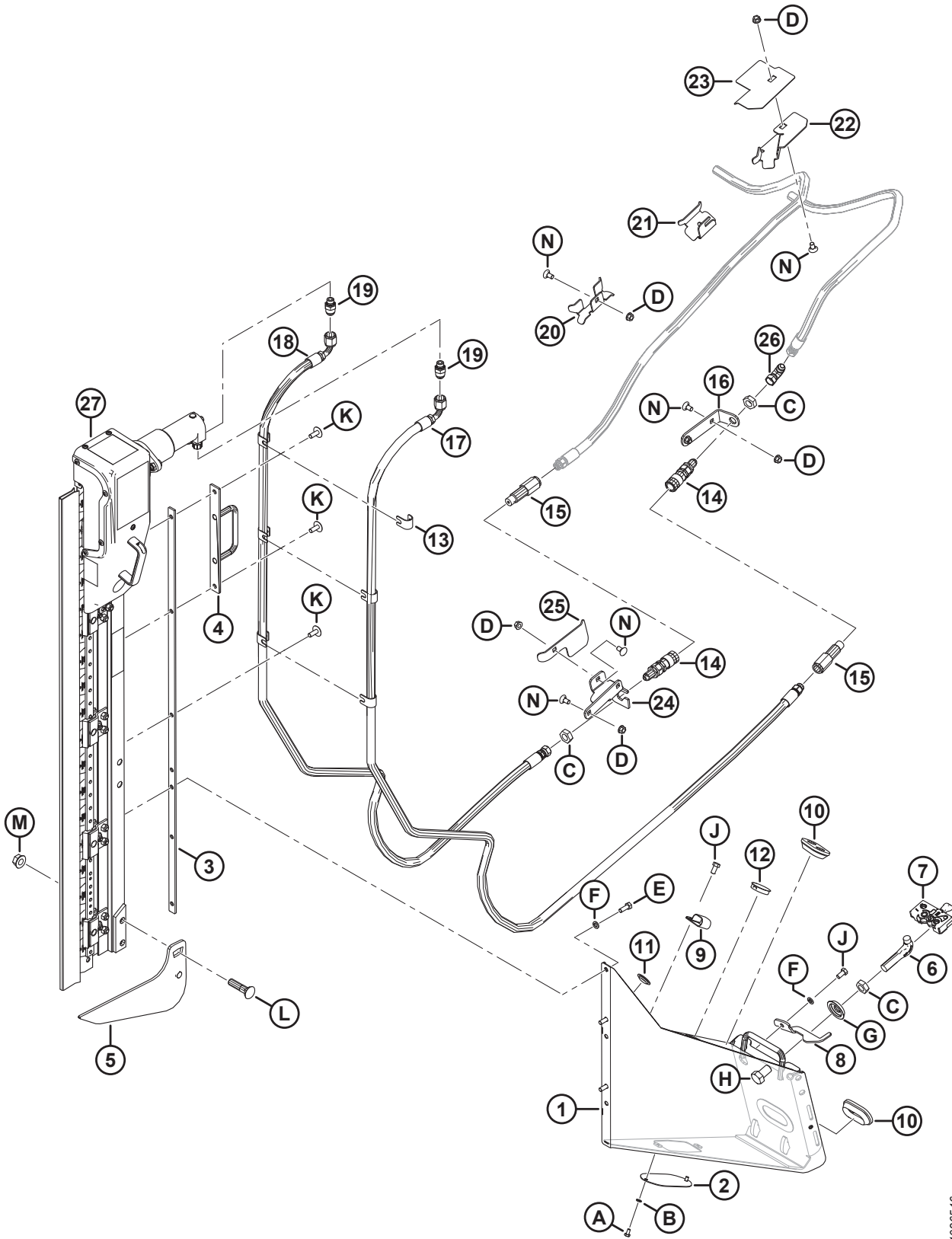
312. If replacing the LH support assembly, order the Vertical Knife Mounts kit (MD #335869). The vertical knife mounts have a new design, and the kit includes both LH and RH mounts, hoses, and hardware required to convert to the new configuration.

313. Includes both LH and RH mounts, hoses, and hardware required to convert to the new configuration.

314. Faster coupler (MD #135386) is interchangeable with Parker Hannifin coupler (NSS). Seal kit (MD #111978) is only intended for Faster coupler and cannot be used with Parker Hannifin coupler. Length can be used to differentiate the two couplers; Faster coupler = 101 mm and Parker Hannifin coupler = 84 mm.

315. Not sold separately, can be ordered as a set of two knives (MD #B6410). For service parts, refer to Section 95 (Option) *Vertical Knife Assembly – Service Parts, page 293*.

(OPTION) VERTICAL KNIFE – STANDARD REEL ARM, LEFT END (2019–2021)



1026546

(OPTION) VERTICAL KNIFE – STANDARD REEL ARM, LEFT END (2019–2021)

Ref	Part Number	Description	Qty	Serial Number
D	30228	NUT – FLANGE DT SMOOTH FACE 0.375-16 UNC		
E	20077	BOLT – HEX HD 3/8 NC X 1.0 LG GR 5 ZP		
F	18637	WASHER – REG. LOCK 3/8 IN. NOM. ID ZP		
G	253477	WASHER – VERTICAL KNIFE		
H	21590	BOLT – HH 3/4 NC X 1.25 LG GR 5 ZP		
J	21567	BOLT – HEX HD .375-16 UNC X 0.75 LG		
K	135507	SCREW – MACHINE TRUSS HD TORX, 38 NC X 1 LG		
L	30759	BOLT – RHSSN 5/8 NC X 2.5 LG GR 5 ZP		
M	50225	NUT – FLANGE DT SMOOTH FACE .625-11 UNC		
N	21472	BOLT – RHSN 3/8-16 X .75-GR5		





(OPTION) VERTICAL KNIFE – STANDARD REEL ARM, RIGHT END (2019–2021)

Ref	Part Number	Description	Qty	Serial Number
	B6410	KIT – ZIEGLER LH/RH VERTICAL KNIVES FOR D1/FD1 <sup>316</sup>		346190–
1	REF	SUPPORT ASSEMBLY – RH NA <sup>317</sup>	1	346190–421189
	335869	KIT – VERTICAL KNIFE MOUNTS <sup>318</sup>		
2	253582	PLATE	1	346190–421189
3	253668	SUPPORT WELDMENT	1	346190–421189
4	253570	SUPPORT WELDMENT	1	346190–421189
5	253709	LIFTER RIGHT WELDMENT	1	346190–421189
6	294393	SUPPORT – RH LIGHT VERT KNIFE	1	346190–421189
	115146	REFLECTOR – AMBER		346190–421189
	115147	REFLECTOR – RED		346190–421189
7	132773	HOOK – DIVIDER LATCH	1	346190–421189
8	120933	LATCH – RH	1	346190–421189
9	132253	LATCH – RH, DIVIDER SAFETY	1	346190–421189
10	103738	CLAMP – PVC INSULATED 13/16 IN. TUBE SIZE	7	346190–421189
11	165103	GROMMET	2	346190–421189
12	30433	PLUG – PLASTIC SNAP-IN	2	346190–421189
13	135613	PLUG – PLASTIC SNAP-IN	1	346190–421189
14	279798	SUPPORT	6	346190–421189
15	174422	VALVE	1	346190–421189
	30054	SEAL KIT		346190–421189
16	50019	FITTING – TEE HYD STR THD RUN TEE CW O-RING	1	346190–421189
17	30556	FITTING – ELBOW 90° HYD	3	346190–421189
18	255471	LINE – HYDRAULIC	1	346190–421189
19	279001	SUPPORT – HOSE CLAMP	1	346190–421189
20	252399	CLAMP – ASSY	1	346190–421189
21	255461	PLATE – COVER	1	346190–421189
22	21881	FITTING – ADAPTER HYD	1	346190–421189
23	255462	HOSE – HYD	1	346190–421189
24	135235	CLAMP – DOUBLE HOSE INSULATED	1	346190–421189
25	135213	COUPLING – FEMALE HYD. 3/8 FLAT FACE BULKHEAD	2	346190–421189
26	135386	COUPLER – MALE HYD. 3/8 IN. FLAT FACE (FASTER) <sup>319</sup>	2	346190–421189
	111978	SEAL KIT – 3/8 MALE (FASTER ONLY)		346190–421189
27	245915	SUPPORT – HOSE COUPLER	1	346190–421189
28	294985	HOSE – HYD	1	346190–421189
29	294508	HOSE – HYD	1	346190–421189
30	252296	FITTING – ADAPTER-10 JIC X-6 BSPP	2	346190–421189
31	245955	SUPPORT – RH COUPLER	1	346190–421189

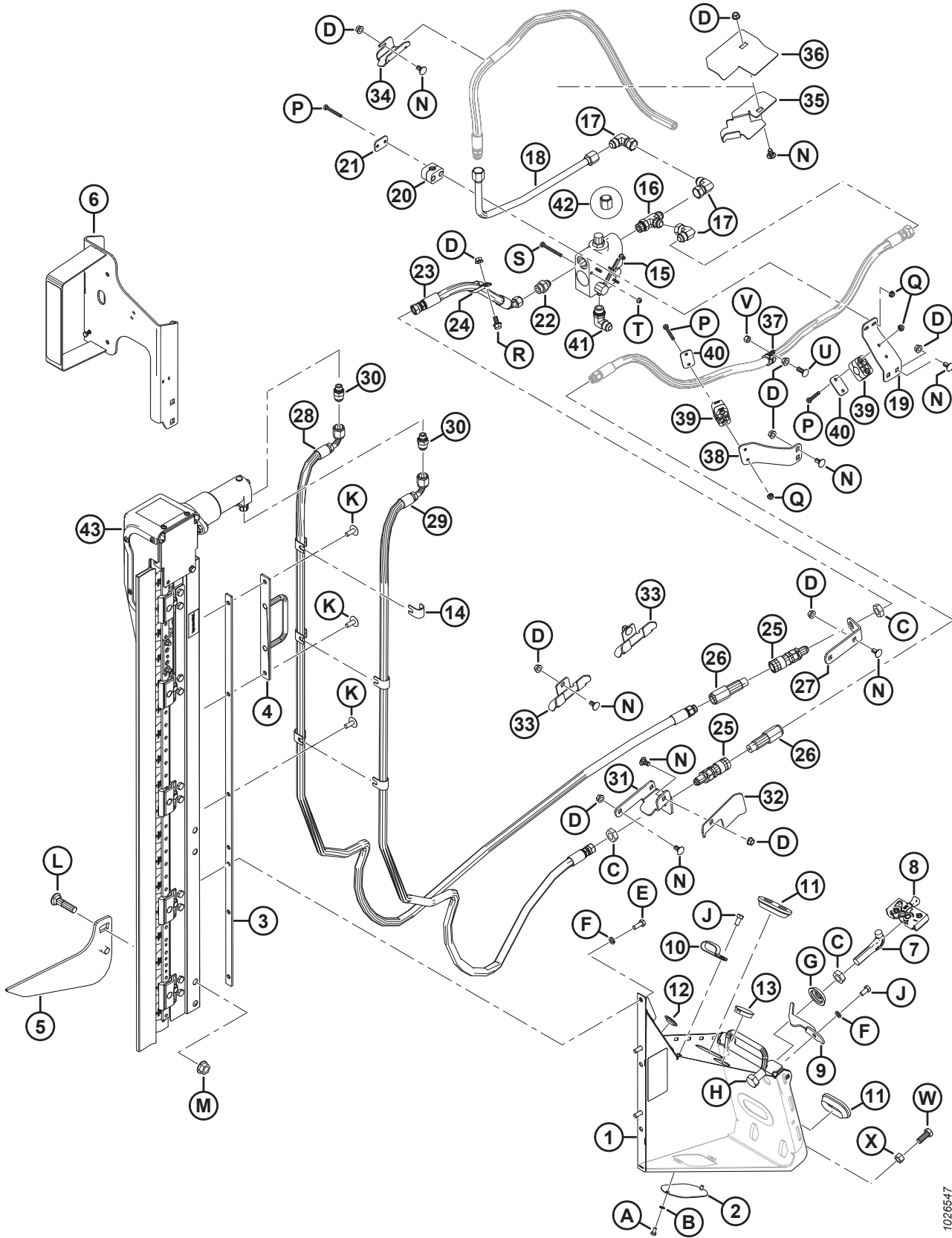
316. Kit includes two knives. Kits available through Whole Goods only.

317. If replacing the RH support assembly, order the Vertical Knife Mounts kit (MD #335869). The vertical knife mounts have a new design, and the kit includes both LH and RH mounts, hoses, and hardware required to convert to the new configuration.

318. Includes both LH and RH mounts, hoses, and hardware required to convert to the new configuration.

319. Faster coupler (MD #135386) is interchangeable with Parker Hannifin coupler (NSS). Seal kit (MD #111978) is only intended for Faster coupler and cannot be used with Parker Hannifin coupler. Length can be used to differentiate the two couplers; Faster coupler = 101 mm and Parker Hannifin coupler = 84 mm.

(OPTION) VERTICAL KNIFE – STANDARD REEL ARM, RIGHT END (2019–2021)



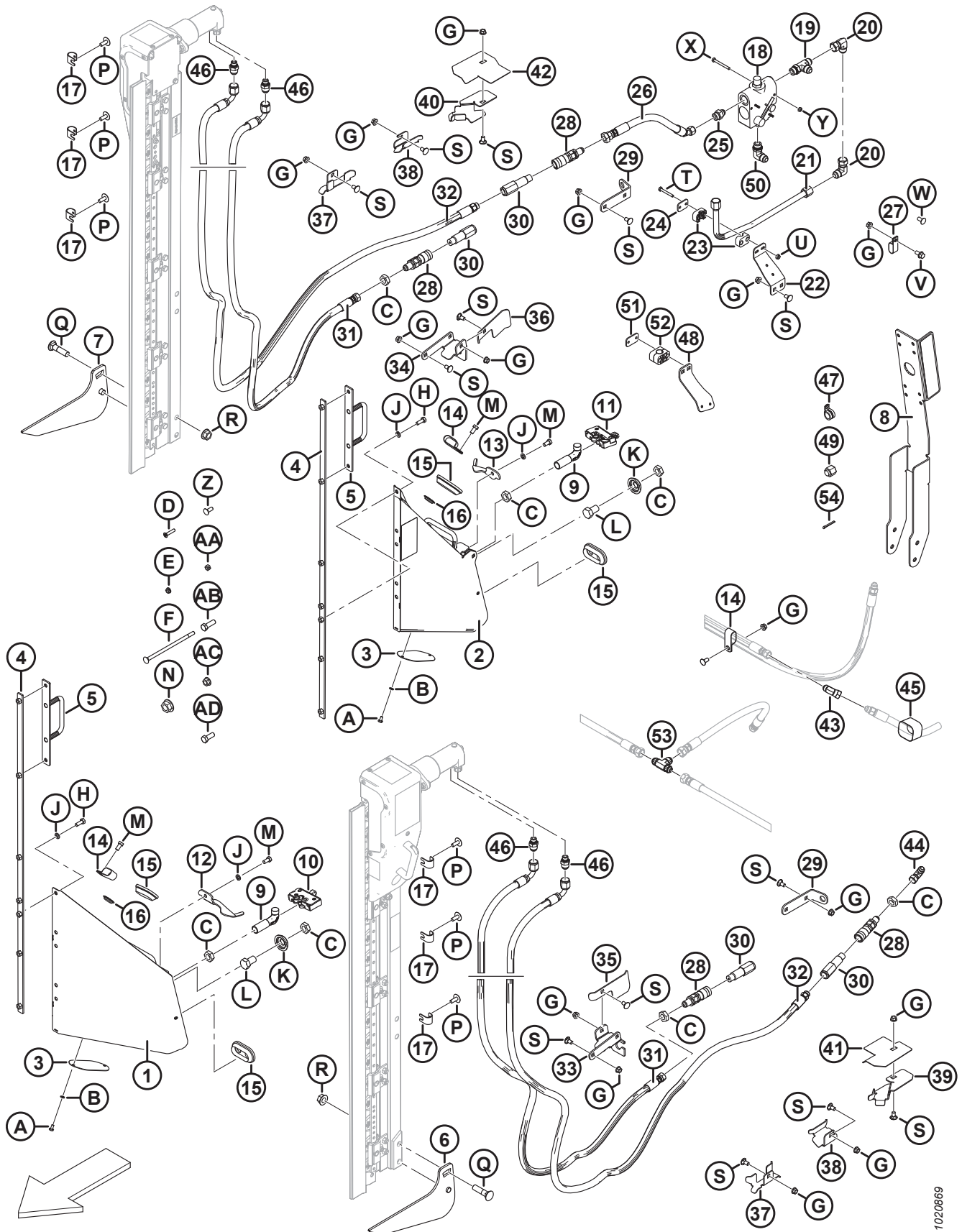
1026547

(OPTION) VERTICAL KNIFE – STANDARD REEL ARM, RIGHT END (2019–2021)

Ref	Part Number	Description	Qty	Serial Number
32	279017	DEFLECTOR – RH HOSE	1	346190–421189
33	245931	SUPPORT – HOSE	2	346190–421189
34	245956	SUPPORT – HOSE	1	346190–421189
35	253703	SUPPORT – HOSE, RH	1	346190–421189
36	253705	GUIDE – HOSE, RH	1	346190–421189
37	135709	CLAMP – INSULATED 3/4 IN	1	346190–421189
38	245946	SUPPORT – HOSE CLAMP	1	346190–421189
39	252368	CLAMP – ASSY	2	346190–421189
40	255460	PLATE – COVER	2	346190–421189
41	21843	FITTING – ELBOW 90° HYD	1	346190–421189
42	112935	CAP – 5/8 IN. TUBE 37° FLARE	1	346190–421189
43	NSS	ZIEGLER VERTICAL KNIFE <sup>320</sup>		346190–421189
A	21580	BOLT – HEX HD 1/4 NC X 0.5 LG GR 5 ZP		
B	18635	WASHER – REG. LOCK 1/4 IN. NOM. ID ZP		
C	7674	NUT – HEX JAM 3/4-16 UNF GR 5 ZP		
D	30228	NUT – FLANGE DT SMOOTH FACE 0.375-16 UNC		
E	20077	BOLT – HEX HD 3/8 NC X 1.0 LG GR 5 ZP		
F	18637	WASHER – REG. LOCK 3/8 IN. NOM. ID ZP		
G	253477	WASHER – VERTICAL KNIFE		
H	21590	BOLT – HH 3/4 NC X 1.25 LG GR 5 ZP		
J	21567	BOLT – HEX HD .375-16 UNC X 0.75 LG		
K	135507	SCREW – MACHINE TRUSS HD TORX, 38 NC X 1 LG		
L	30759	BOLT – RHSSN 5/8 NC X 2.5 LG GR 5 ZP		
M	50225	NUT – FLANGE DT SMOOTH FACE .625-11 UNC		
N	21472	BOLT – RHSN 3/8-16 X .75-GR5		
P	21570	BOLT – HH 1/4 NC X 2.0 LG GR 5 ZP		
Q	135248	NUT – FLG SMTH FACE 1/4-20 NC GR 5 ZP CTR LK DT THD		
R	21821	BOLT – HH FLG (SERR FACE) 3/8 NC X 0.75 GR 5 ZP		
S	21854	BOLT – HH 1/4 NC X 2.5 LG GR 5 ZP		
T	18724	NUT – HEX LOCK DT 1/4-20 UNC ZP		
U	100456	BOLT – RHSSN 3/8 NC X 1.0 GR 5 ZP		
V	135511	NUT – CENTER LOCK .375-16 UNC GR 5 ZP		
W	21491	BOLT – HH 1/2 NC X 1.25 LG GR 5 ZP		
X	18591	NUT – HEX 1/2-13 UNC GR 5 ZP		

320. Not sold separately, can be ordered as a set of two knives (MD #B6410). For service parts, refer to Section 95 (Option) *Vertical Knife Assembly – Service Parts, page 293.*

# 92 (Option) Vertical Knife – Short Reel Arms



1020869

(OPTION) VERTICAL KNIFE – SHORT REEL ARMS

**NOTE:**

Vertical Knife Mounts (MD #B6137 and B6138) are **NOT** compatible with Reel Arm Extension Kit (MD #B6591).

Ref	Part Number	Description	Qty B6137/B6138	Serial Number
	B6137	KIT – VERTICAL KNIFE, LEFT (EXPORT ONLY) <sup>321</sup>	1/0	
	B6138	KIT – VERTICAL KNIFE, RIGHT (EXPORT ONLY) <sup>321</sup>	0/1	
1	253681	SUPPORT ASSEMBLY (LH) <sup>322</sup>	1/0	
2	253680	SUPPORT ASSEMBLY (RH) <sup>322</sup>	0/1	
3	253582	PLATE	1/0	
4	253668	SUPPORT WELDMENT	1/1	
5	253570	SUPPORT WELDMENT	1/1	
6	253708	LIFTER LEFT WELDMENT	1/0	
7	253709	LIFTER RIGHT WELDMENT	0/1	
8	253696	SUPPORT ASSEMBLY <sup>323</sup>	0/1	
9	132773	HOOK – DIVIDER LATCH	1/1	
10	120932	LATCH (LH)	1/0	
11	120933	LATCH (RH)	0/1	
12	132248	LATCH – LH, DIVIDER SAFETY	1/0	
13	132253	LATCH – RH, DIVIDER SAFETY	0/1	
14	103738	CLAMP – PVC INSULATED 13/16 IN. TUBE SIZE	1/7	
15	165103	GROMMET	2/2	
16	253678	PLUG	3/3	
17	279798	SUPPORT	6/6	
18	174422	VALVE <sup>324</sup>	0/1	
	30054	SEAL KIT		
19	50019	FITTING – TEE HYD STR THD RUN TEE CW O-RING	0/1	
20	30556	FITTING – ELBOW 90° HYD	0/3	
21	255471	LINE – HYDRAULIC	0/1	
22	279001	SUPPORT – HOSE CLAMP	0/1	
23	252399	CLAMP – ASSY	0/1	
24	255461	PLATE – COVER	0/1	
25	21881	FITTING – ADAPTER HYD	0/1	
26	255462	HOSE – HYD	0/1	
27	135235	CLAMP – DOUBLE HOSE INSULATED	0/1	
28	135213	COUPLING – FEMALE HYD. 3/8 FLAT FACE BULKHEAD	2/2	
29	245915	SUPPORT – HOSE COUPLER	1/1	

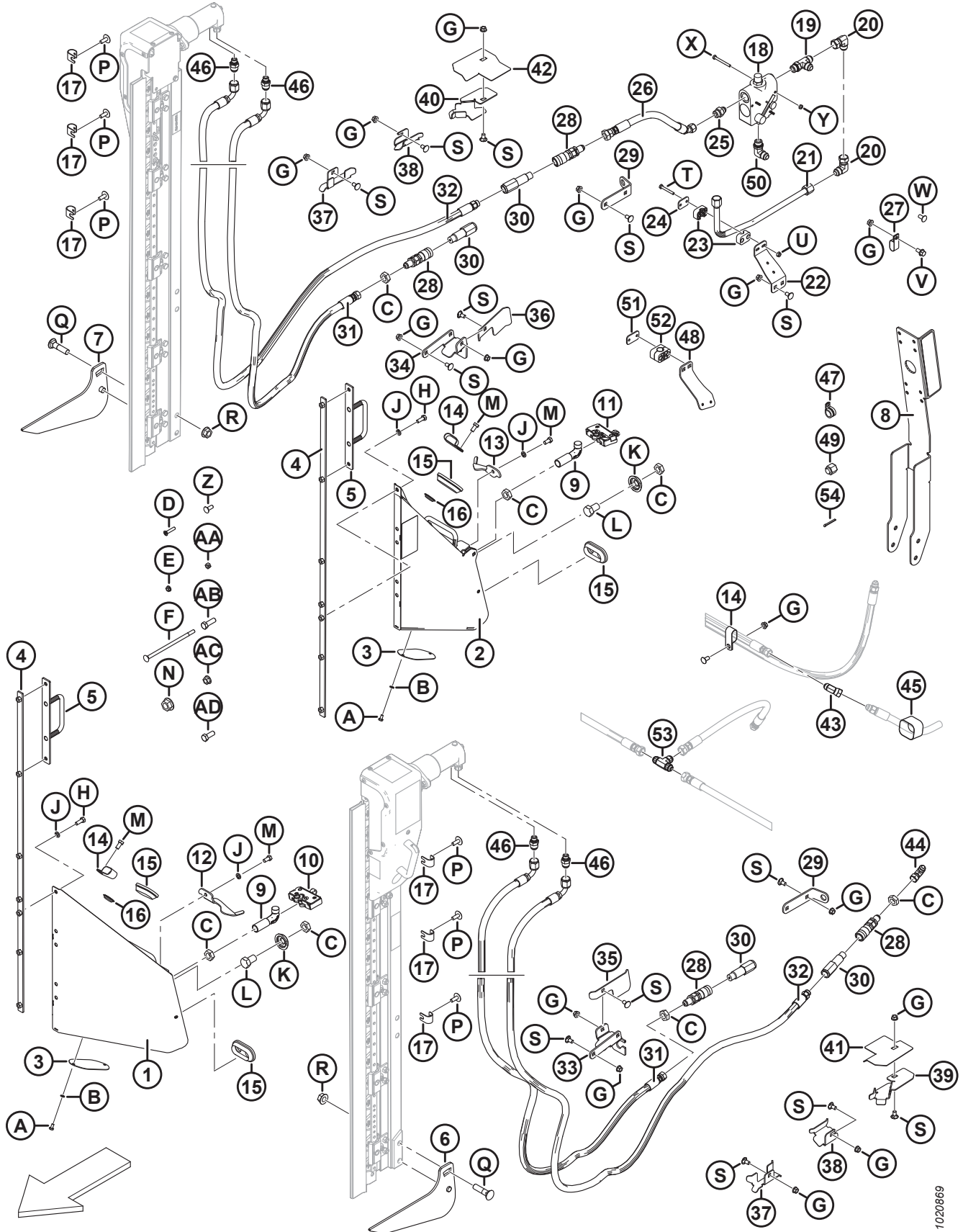
321. Additional hose kit is required to install left and right vertical knife. For vertical knife hose kits, refer to Section 93 *(Option) Vertical Knife Hose Kits – Standard and Short Reel Arms, Single Reel, page 289* and 94 *(Option) Vertical Knife Hose Kits – Standard and Short Reel Arms, Double Reel, page 291*. Kits available through Whole Goods only.

322. Includes plate (MD #253582), bolt (MD #21580), washer (MD #18635), and decal (MD #174684).

323. Includes reflector (MD #115147).

324. Includes seal kit (MD #30054).

(OPTION) VERTICAL KNIFE – SHORT REEL ARMS



1020669

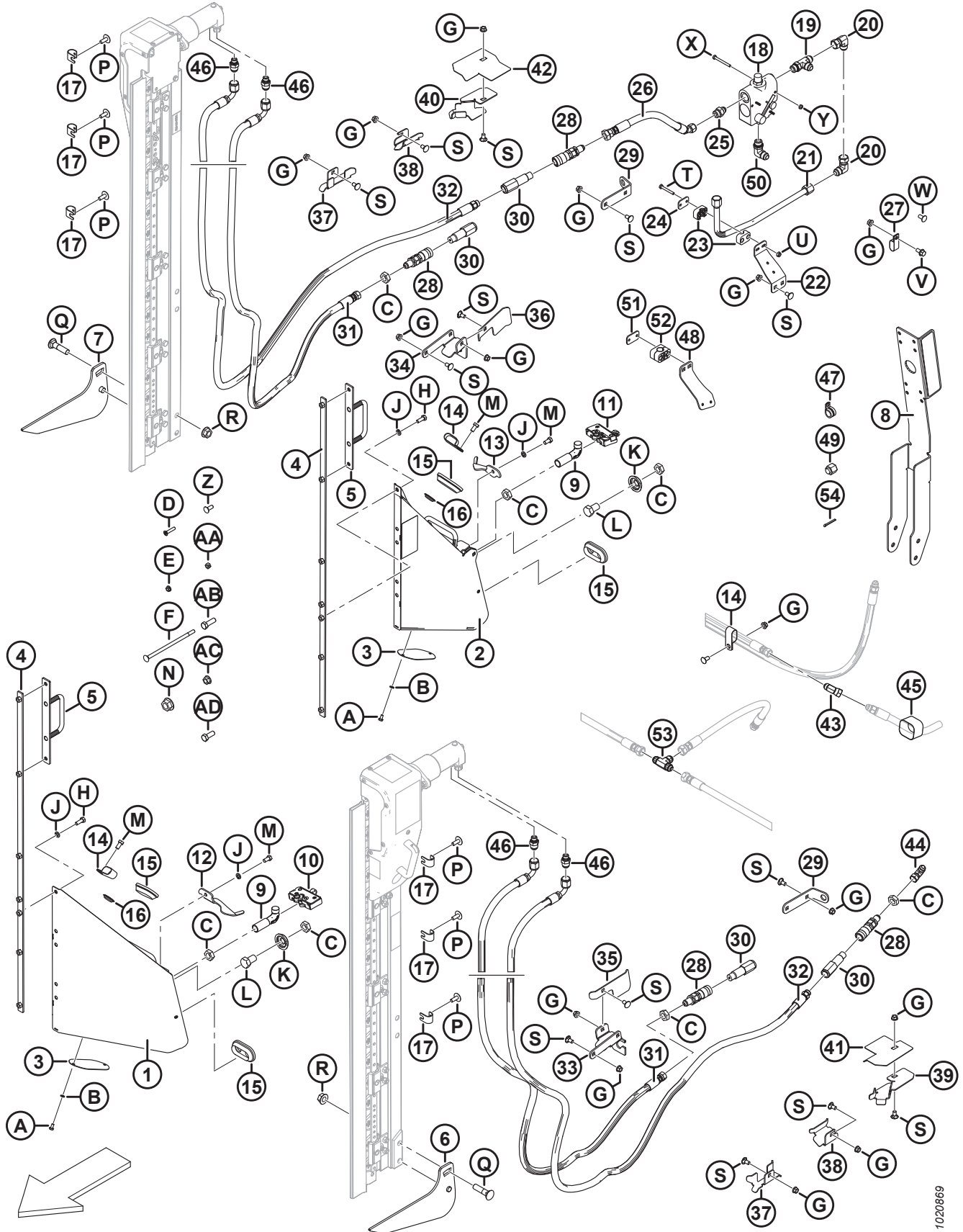


(OPTION) VERTICAL KNIFE – SHORT REEL ARMS

Ref	Part Number	Description	Qty B6137/B6138	Serial Number
30	135386	COUPLER – MALE HYD. 3/8 IN. FLAT FACE (FASTER) <sup>325</sup>	2/2	
	111978	SEAL KIT – 3/8 MALE (FASTER ONLY)		
31	255509	HOSE – HYD	1/1	
32	255510	HOSE – HYD	1/1	
33	245928	SUPPORT – LH COUPLER	1/0	
34	245955	SUPPORT – RH COUPLER	0/1	
35	245936	DEFLECTOR – LH HOSE	1/0	
36	279017	DEFLECTOR – RH HOSE	0/1	
37	245931	SUPPORT – HOSE	1/2	
38	245956	SUPPORT – HOSE	1/1	
39	253702	SUPPORT – HOSE, LH	1/0	
40	253703	SUPPORT – HOSE, RH	0/1	
41	253704	GUIDE – HOSE, LH	1/0	
42	253705	GUIDE – HOSE, RH	0/1	
43	135685	FITTING – ELBOW 45° HYD	0/1	
44	30314	FITTING – ELBOW 90° HYD	1/0	
45	135443	FASTENER – CINCH STRAP 4 IN. LG	0/3	
46	252296	FITTING – ADAPTER-10 JIC X-6 BSPP	2/2	
47	135709	CLAMP – INSULATED 3/4 IN.	0/1	
48	245946	SUPPORT – HOSE CLAMP	0/1	
49	112935	CAP – 5/8 IN. TUBE 37 DEG FLARE	0/1	
50	21843	FITTING – ELBOW 90° HYD	0/1	
51	255460	PLATE – COVER	0/2	
52	252368	CLAMP – ASSY	0/2	
53	30551	FITTING – TEE HYD	0/1	
54	18607	PIN – COTTER 5/32 DIA X 1.5 ZP	0/1	
A	21580	BOLT – HEX HD 1/4 NC X 0.5 LG GR 5 ZP		
B	18635	WASHER – REG. LOCK 1/4 IN. NOM. I.D. ZP		
C	7674	NUT – HEX JAM 3/4-16 UNF GR 5 ZP		
D	30504	SCREW – FLAT CSK MACH 5/16 NC X 1-1/2 LG GR 5 ZP		
E	30280	NUT – FLG SIDE LK SMTH FACE 5/16 NC GR 5 ZP		
F	135665	BOLT – RHSN 3/8-16 X 8-GR5-ZP		
G	30228	NUT – FLG DT SMTH FACE 0.375-16 UNC		
H	20077	BOLT – HEX HD 3/8 NC X 1.0 LG GR 5 ZP		
J	18637	WASHER – REG. LOCK 3/8 IN. NOM. I.D. ZP		
K	253477	WASHER – VERTICAL KNIFE		
L	21590	BOLT – HH 3/4 NC X 1.25 LG GR 5 ZP		

325. Faster coupler (MD #135386) is interchangeable with Parker Hannifin coupler (NSS). Seal kit (MD #111978) is only intended for Faster coupler and cannot be used with Parker Hannifin coupler. Length can be used to differentiate the two couplers; Faster coupler = 101 mm and Parker Hannifin coupler = 84 mm.

(OPTION) VERTICAL KNIFE – SHORT REEL ARMS



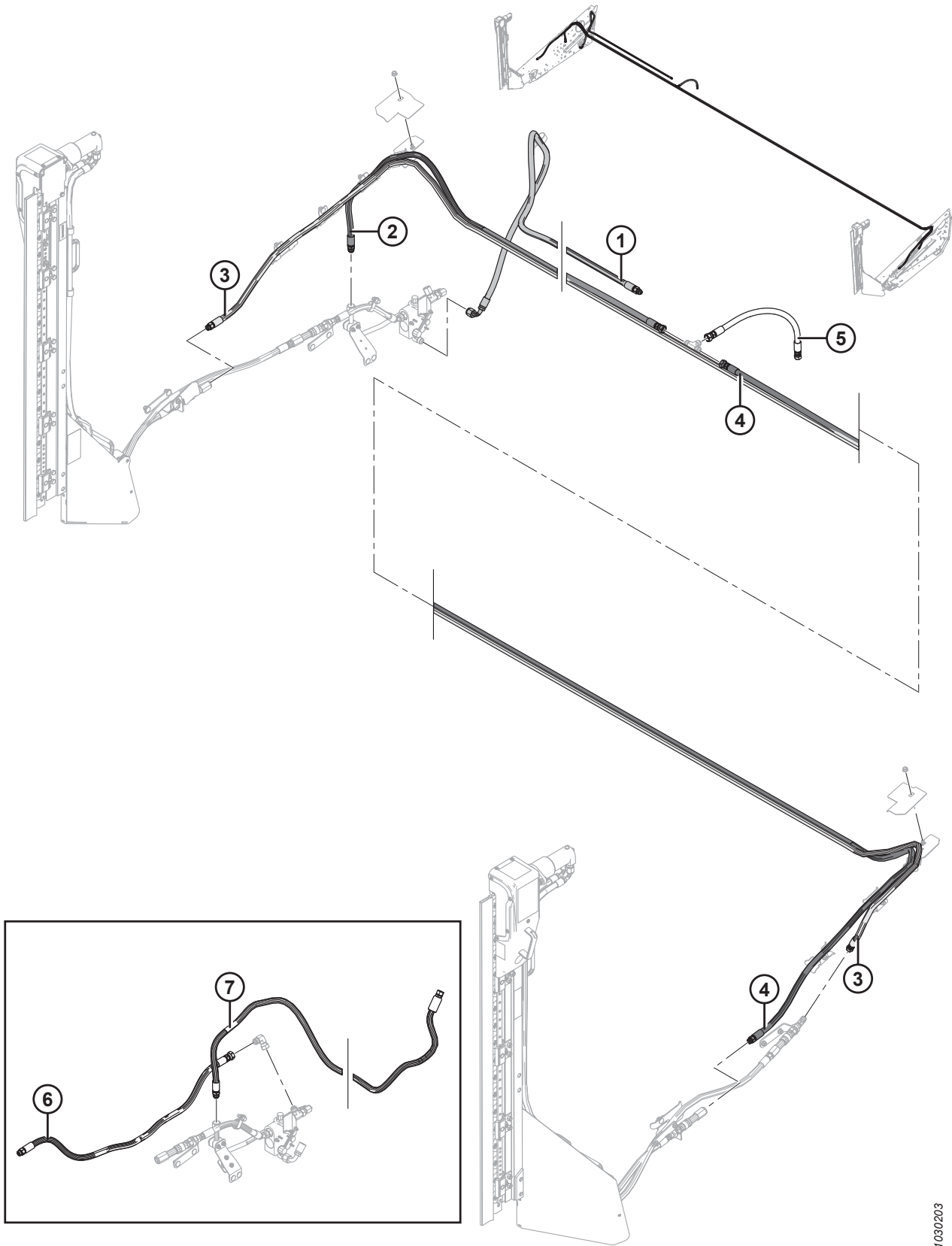
1020669



(OPTION) VERTICAL KNIFE – SHORT REEL ARMS

Ref	Part Number	Description	Qty B6137/B6138	Serial Number
M	21567	BOLT – HEX HD .375-16 UNC X 0.75 LG		
N	135367	NUT – FLANGE DT SMTH FACE 0.75-10 UNC GR. G		
P	135507	SCREW – MACHINE, TRUSS HD TORX, 38 NC X 1 LG		
Q	30759	BOLT – RHSSN 5/8 NC X 2.5 LG GR 5 ZP		
R	50225	NUT – FLANGE DT SMOOTH FACE .625-11 UNC		
S	21472	BOLT – RHSN 3/8-16 X .75-GR5		
T	21570	BOLT – HH 1/4 NC X 2.0 LG GR 5 ZP		
U	135248	NUT – FLG SMTH FACE 1/4-20 NC GR 5 ZP CTR LK DT		
V	21821	BOLT – HH FLG (SER FACE) 3/8 NC X 0.75 GR 5 ZP		
W	21863	BOLT – RHSSN 3/8 NC X 0.75 LG GR 5 ZP		
X	21854	BOLT – HH 1/4 NC X 2.5 LG GR 5 ZP		
Y	18724	NUT – HEX LOCK DT 1/4-20 UNC ZP		
Z	100456	BOLT – RHSSN 3/8 NC X 1.0 GR 5 ZP		
AA	135511	NUT – CENTER LOCK .375-16 UNC GR 5 ZP		
AB	18723	BOLT – HH 1/2 NC X 1.5 LG TFL GR 5 ZP		
AC	50186	NUT – FLG LK SM FACE DT 0.500-13 UNC GR 5		
AD	21491	BOLT – HH 1/2 NC X 1.25 LG GR 5 ZP		

# 93 (Option) Vertical Knife Hose Kits – Standard and Short Reel Arms, Single Reel



**(OPTION) VERTICAL KNIFE HOSE KITS – STANDARD AND SHORT REEL ARMS, SINGLE REEL**

**NOTE:**

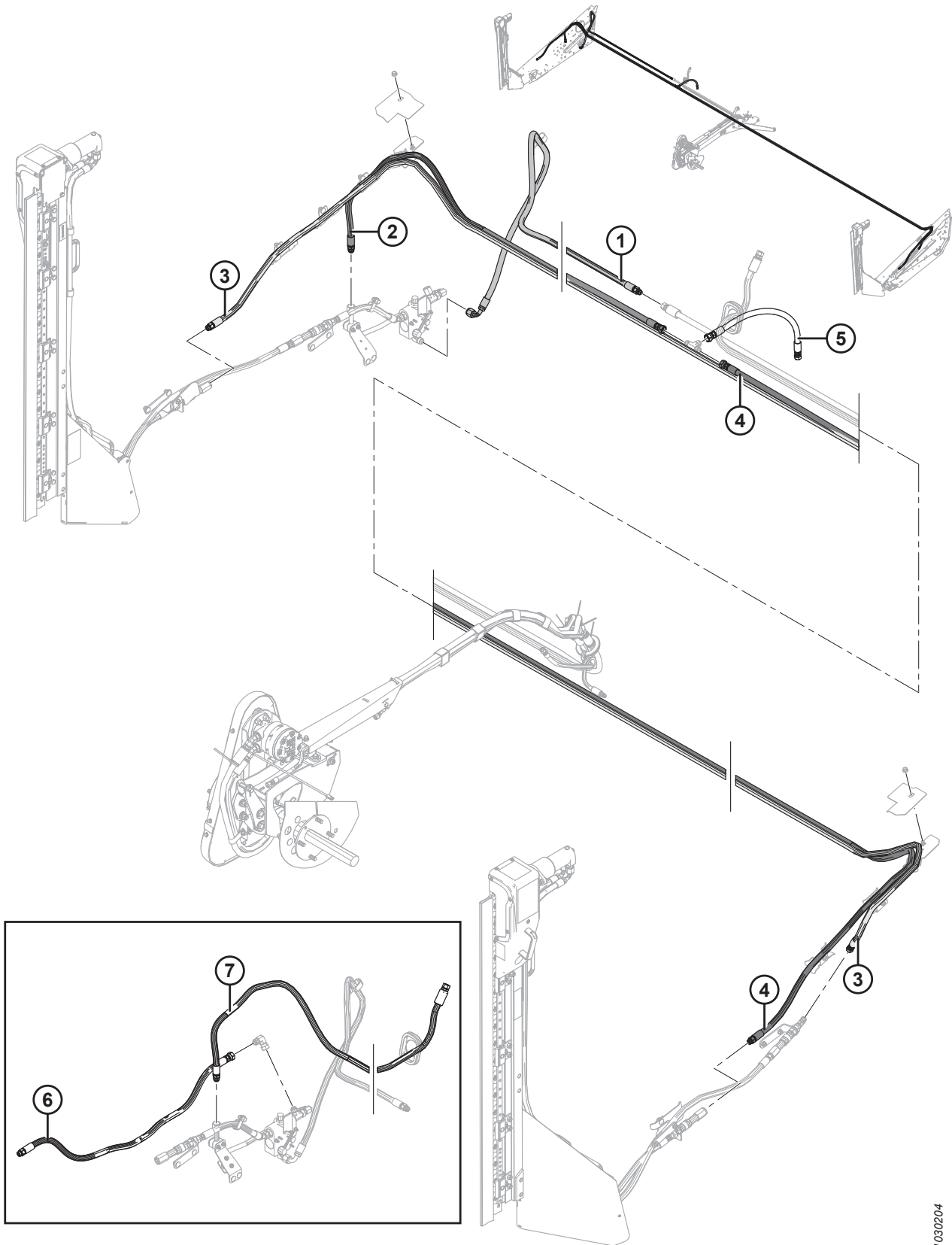
Hose kits to be used in conjunction with vertical knife kits MD #B6137 and MD #B6138 (short reel arms), or MD #B6608 and MD #B6609 (standard reel arms).

Ref	Part Number	Description	Qty	Serial Number
	B6263	KIT – DBL VERTICAL KNIFE HOSE (15 FT RIGID, SR) <sup>326</sup>	1	
	B6264	KIT – DBL VERTICAL KNIFE HOSE (20 FT RIGID, SR) <sup>326</sup>	1	
	B6265	KIT – DBL VERTICAL KNIFE HOSE (25 FT RIGID, SR) <sup>326</sup>	1	
	B6266	KIT – DBL VERTICAL KNIFE HOSE (30 FT RIGID, SR) <sup>326</sup>	1	
	B6267	KIT – DBL VERTICAL KNIFE HOSE (35 FT RIGID, SR) <sup>326</sup>	1	
1	255947	HOSE – HYDRAULIC (EXCEPT 20 FT)	1	
2	255572	HOSE – HYDRAULIC (15 FT RIGID, SR)	1	
	255573	HOSE – HYDRAULIC (20 FT RIGID, SR)	1	
	255574	HOSE – HYDRAULIC (25 FT RIGID, SR)	1	
	255558	HOSE – HYDRAULIC (30 FT RIGID, SR)	1	
	255559	HOSE – HYDRAULIC (35 FT RIGID, SR)	1	
3	255575	HOSE – HYDRAULIC (15 FT RIGID, SR)	1	
	255576	HOSE – HYDRAULIC (20 FT RIGID, SR)	1	
	255577	HOSE – HYDRAULIC (25 FT RIGID, SR)	1	
	255544	HOSE – HYDRAULIC (30 FT RIGID, SR)	1	
	255545	HOSE – HYDRAULIC (35 FT RIGID, SR)	1	
4	255578	HOSE – HYDRAULIC (15 FT RIGID, SR)	1	
	255579	HOSE – HYDRAULIC (20 FT RIGID, SR)	1	
	255580	HOSE – HYDRAULIC (25 FT RIGID, SR)	1	
	255562	HOSE – HYDRAULIC (30 FT RIGID, SR)	1	
	255563	HOSE – HYDRAULIC (35 FT RIGID, SR)	1	
5	255497	HOSE – HYDRAULIC	1	
6	255465	HOSE – HYDRAULIC (SINGLE VERTICAL KNIFE ONLY) <sup>327</sup>	A/R	
7	255581	HOSE – HYDRAULIC (15 FT RIGID, SR, SINGLE VERTICAL KNIFE ONLY) <sup>327</sup>	A/R	
	255582	HOSE – HYDRAULIC (20 FT RIGID, SR, SINGLE VERTICAL KNIFE ONLY) <sup>327</sup>	A/R	
	255583	HOSE – HYDRAULIC (25–35 FT RIGID, SR, SINGLE VERTICAL KNIFE ONLY) <sup>327</sup>	A/R	

326. Kits available through Whole Goods only.

327. Not included in vertical knife hose kits. Hose is used when mounting the right vertical knife by itself.

# 94 (Option) Vertical Knife Hose Kits – Standard and Short Reel Arms, Double Reel



**(OPTION) VERTICAL KNIFE HOSE KITS – STANDARD AND SHORT REEL ARMS, DOUBLE REEL**

**NOTE:**

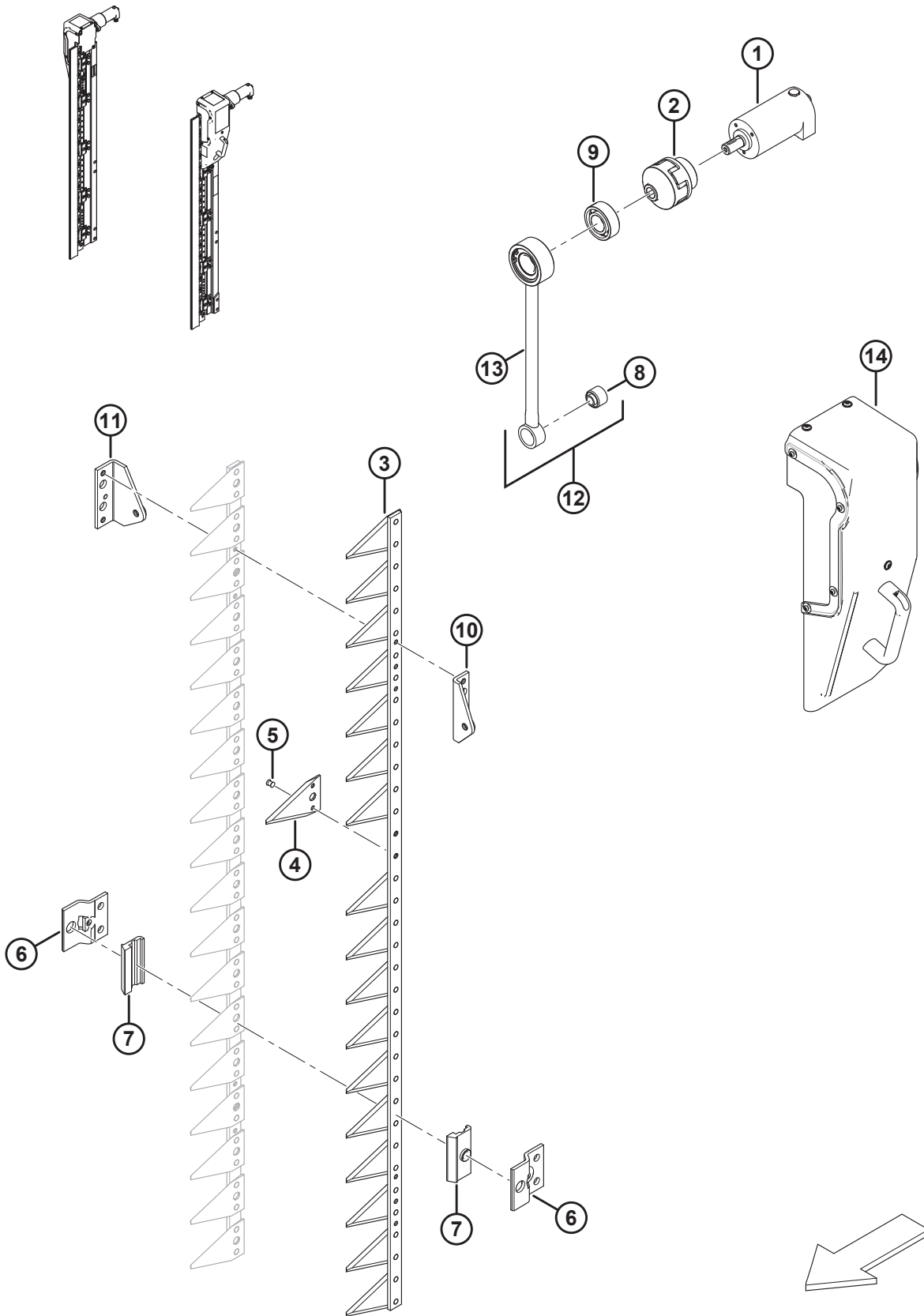
Hose kits to be used in conjunction with vertical knife kits MD #B6137 and MD #B6138 (short reel arms), or MD #B6608 and MD #B6609 (standard reel arms).

Ref	Part Number	Description	Qty	Serial Number
	B6255	KIT – DBL VERTICAL KNIFE HOSE (30 FT RIGID, DR) <sup>328</sup>	1	
	B6256	KIT – DBL VERTICAL KNIFE HOSE (35 FT RIGID, DR) <sup>328</sup>	1	
	B6257	KIT – DBL VERTICAL KNIFE HOSE (40 FT RIGID, DR) <sup>328</sup>	1	
	B6258	KIT – DBL VERTICAL KNIFE HOSE (45 FT RIGID, DR) <sup>328</sup>	1	
1	255554	HOSE – HYDRAULIC (30 FT RIGID, DR)	1	
	255555	HOSE – HYDRAULIC (35 FT RIGID, DR)	1	
	255556	HOSE – HYDRAULIC (40 FT RIGID, DR)	1	
	255557	HOSE – HYDRAULIC (45 FT RIGID, DR)	1	
2	255558	HOSE – HYDRAULIC (30 FT RIGID, DR)	1	
	255559	HOSE – HYDRAULIC (35 FT RIGID, DR)	1	
	255560	HOSE – HYDRAULIC (40 FT RIGID, DR)	1	
	255561	HOSE – HYDRAULIC (45 FT RIGID, DR)	1	
3	255544	HOSE – HYDRAULIC (30 FT RIGID, DR)	1	
	255545	HOSE – HYDRAULIC (35 FT RIGID, DR)	1	
	255546	HOSE – HYDRAULIC (40 FT RIGID, DR)	1	
	255547	HOSE – HYDRAULIC (45 FT RIGID, DR)	1	
4	255562	HOSE – HYDRAULIC (30 FT RIGID, DR)	1	
	255563	HOSE – HYDRAULIC (35 FT RIGID, DR)	1	
	255564	HOSE – HYDRAULIC (40 FT RIGID, DR)	1	
	255565	HOSE – HYDRAULIC (45 FT RIGID, DR)	1	
5	255497	HOSE – HYDRAULIC	1	
6	255465	HOSE – HYDRAULIC (SINGLE VERTICAL KNIFE ONLY) <sup>329</sup>	A/R	
7	255567	HOSE – HYDRAULIC (30 FT RIGID, DR, SINGLE VERTICAL KNIFE ONLY) <sup>329</sup>	A/R	
	255568	HOSE – HYDRAULIC (35 FT RIGID, DR, SINGLE VERTICAL KNIFE ONLY) <sup>329</sup>	A/R	
	255569	HOSE – HYDRAULIC (40 FT RIGID, DR, SINGLE VERTICAL KNIFE ONLY) <sup>329</sup>	A/R	
	255570	HOSE – HYDRAULIC (45 FT RIGID, DR, SINGLE VERTICAL KNIFE ONLY) <sup>329</sup>	A/R	

328. Kits available through Whole Goods only.

329. Not included in vertical knife hose kits. Hose is used when mounting the right vertical knife by itself.

# 95 (Option) Vertical Knife Assembly – Service Parts



(OPTION) VERTICAL KNIFE ASSEMBLY – SERVICE PARTS

**NOTE:**

All parts listed are for service only. Vertical Knives can be ordered as a set of two knives (MD #B6410).

Ref	Part Number	Description	Qty	Serial Number
1	304611	HYDRAULIC MOTOR		
2	304612	COUPLING – ELASTIC SHAFT		
3	304614	ASSEMBLY – KNIFE <sup>330</sup>		
4	304615	SECTION – KNIFE		
5	304616	RIVET		
6	304617	HOLDER – KNIFE		
7	304618	PLATE – GUIDE		
8	304619	BUSHING – RUBBER METAL		
9	304620	BEARING – SELF-ALIGNING		
10	304621	HEAD – KNIFE FRONT		
11	304622	HEAD – KNIFE REAR		
12	304623	ASSEMBLY – CONNECTING ROD <sup>331</sup>		
13	304624	ROD – CONNECTING		
14	304625	GUARD – LEFT/RIGHT CRANK <sup>332</sup>		

330. Includes knife sections (MD #304615) and rivets (MD #304616).

331. Includes connecting rod (MD #304624) and bushing (MD #304619).

332. Includes a front plate, which is shipped in the left guard configuration. If the guard will be used on the right knife, the plate must be moved to the opposite side of the guard.





# Index

2148 .....	212	18697 .....	50, 56, 78, 122, 126, 132, 214, 244, 250, 252, 262, 266, 268
4761 .....	58, 186, 212	18723 .....	4, 50, 206, 250, 256, 262, 266, 268, 288
5512 .....	136, 214, 216, 218	18724 .....	246, 254, 272, 282, 288
6647 .....	4, 56, 224	18725 .....	120, 126, 130
6649 .....	212	18738 .....	122
7642 .....	2, 212	18768 .....	256, 260, 262, 266, 268
7674 .....	200, 272, 276, 282, 286	18770 .....	140, 202
7900 .....	212, 216, 218	18866 .....	214, 216
8218 .....	14	18867 .....	76
10254 .....	58	18916 .....	214, 216, 218
13125 .....	186, 210	18963 .....	64, 70
13298 .....	54	19634 .....	208
14338 .....	6	19927 .....	210
15903 .....	172, 180	19965 .....	78, 154, 178, 184, 234, 238, 242, 244, 252, 260, 262, 268
16010 .....	208, 212	19966 .....	78, 192, 208, 272
16087 .....	2	20055 .....	128, 134
16235 .....	136	20077 .....	78, 92, 96, 100, 250, 254, 266, 268, 278, 282, 286
16266 .....	212	20078 .....	148
16605 .....	90, 94, 98	20312 .....	138
16681 .....	120, 126, 130	20535 .....	6, 78
18349 .....	138	21006 .....	50
18523 .....	154, 214	21010 .....	54, 210
18525 .....	58	21030 .....	172, 180
18590 .....	78	21031 .....	90, 94, 98
18591 .....	136, 214, 282	21055 .....	6, 208, 214
18592 .....	140	21056 .....	4, 196, 214
18596 .....	152, 178, 246, 252	21066 .....	50, 56, 78, 214
18598 .....	6, 56, 78, 272	21069 .....	62, 64, 66, 68, 70, 72, 234, 236, 240, 248, 260, 264
18599 .....	50, 78, 122, 126, 136, 152, 214, 272	21102 .....	190, 204
18600 .....	84, 86, 138, 214	21153 .....	210, 216, 218
18601 .....	58, 214	21194 .....	50, 54
18603 .....	50, 62, 72	21218 .....	150, 178
18604 .....	76	21264 .....	56, 272
18605 .....	136	21281 .....	154
18607 .....	120, 286	21345 .....	92, 96, 100
18609 .....	2, 138	21354 .....	244, 252
18624 .....	126, 132, 136, 188, 194	21376 .....	210, 216, 218
18626 .....	138	21383 .....	4, 50, 56, 108, 116, 190
18635 .....	152, 178, 276, 282, 286	21389 .....	58, 186
18637 .....	56, 78, 92, 96, 100, 200, 250, 254, 266, 268, 272, 278, 282, 286	21403 .....	154
18638 .....	234, 238, 244, 252, 262, 268, 272	21404 .....	208
18640 .....	56	21406 .....	52, 58
18648 .....	122, 126, 130, 132, 136, 138, 210, 216, 218	21447 .....	144, 148
18654 .....	4, 10, 14, 18, 22, 220	21452 .....	52, 58, 122, 132, 178
18664 .....	92, 96, 100, 122, 132, 178	21455 .....	92, 96, 100, 122, 132, 152, 178, 204, 274
18666 .....	50, 56, 140, 154	21468 .....	14
18669 .....	108, 116, 154	21469 .....	108, 116
18670 .....	10, 14, 206	21471 .....	56, 78
18671 .....	120, 126, 130, 136, 210		
18688 .....	10, 14, 140		

## INDEX

21472.....	52, 58, 144, 148, 206, 272, 278, 282, 288	30027.....	122, 126, 132, 136
21484.....	138, 272	30034.....	54
21489.....	152	30035.....	122
21491.....	4, 50, 56, 78, 122, 126, 132, 136, 246, 252, 262, 268, 272, 282, 288	30054.....	270, 280, 284
21526.....	272	30209.....	122, 126, 136, 140
21540.....	214, 216, 218	30228.....	4, 6, 52, 56, 78, 80, 82, 84, 86, 88, 92, 96, 100, 108, 116, 118, 122, 128, 134, 138, 144, 148, 152, 154, 178, 182, 184, 190, 192, 200, 206, 208, 214, 216, 230, 234, 238, 242, 244, 250, 252, 260, 262, 266, 268, 272, 278, 282, 286
21558.....	208	30280.....	6, 172, 180, 200, 208, 272, 286
21560.....	214	30282.....	142, 146
21561.....	154, 274	30284.....	142, 146
21567.....	4, 200, 274, 278, 282, 288	30299.....	56
21568.....	204	30307.....	272
21570.....	282, 288	30314.....	62, 64, 66, 276, 286
21572.....	122, 132, 178	30368.....	190
21573.....	152, 204, 274	30375.....	142, 146
21575.....	78, 124, 128, 132, 134, 136, 194, 200, 234, 238, 244, 252, 262, 268	30376.....	72, 232, 238, 240, 248, 260, 264
21576.....	214	30433.....	276, 280
21577.....	216	30441.....	78, 140, 182, 214
21578.....	214, 244, 252	30504.....	6, 200, 286
21580.....	234, 238, 242, 260, 276, 282, 286	30512.....	140
21582.....	84, 86	30514.....	56
21583.....	50, 56, 216	30515.....	190
21589.....	136	30516.....	212, 216, 218
21590.....	278, 282, 286	30517.....	210, 216, 218
21591.....	214	30520.....	136, 210, 216, 218
21599.....	214	30523.....	106, 114
21746.....	270	30548.....	54
21760.....	152, 234, 238, 242, 250, 260, 266	30549.....	140
21761.....	174	30551.....	270, 286
21763.....	6, 84, 86, 142, 146, 150, 172, 178, 180, 204, 272	30556.....	182, 272, 280, 284
21801.....	68, 70, 232, 236, 240, 248, 258, 264	30557.....	182
21810.....	232, 236, 240, 244, 248, 252, 258, 264	30610.....	62, 72
21821.....	6, 122, 126, 132, 144, 148, 152, 282, 288	30627.....	256, 260, 262, 266, 268
21830.....	70	30632.....	256, 260, 262, 266, 268
21843.....	90, 94, 98, 182, 270, 282, 286	30639.....	86, 90, 98
21854.....	238, 242, 244, 250, 252, 260, 266, 272, 282, 288	30661.....	232, 236, 244, 252, 256, 262, 268
21859.....	54, 232, 236, 244, 252, 256, 262, 268	30669.....	36, 48
21863.....	4, 6, 52, 56, 78, 80, 82, 84, 86, 88, 92, 96, 100, 122, 132, 144, 148, 152, 178, 182, 200, 206, 208, 216, 234, 238, 242, 250, 260, 266, 272, 288	30693.....	52, 58, 64, 70, 78, 272
21868.....	214	30695.....	182
21881.....	90, 94, 98, 280, 284	30716.....	224, 226
21887.....	210, 216, 218	30753.....	94, 148, 150, 272
21941.....	4, 18, 214	30759.....	278, 282, 288
21968.....	122, 132	30819.....	62, 64, 68, 70, 72
21975.....	84, 88	30824.....	140
23164.....	156	30833.....	214
23165.....	156	30849.....	186
23950.....	170	30873.....	182, 232, 236, 240, 248, 258, 264
23957.....	170	30875.....	182
25991.....	170	30922.....	214
29028.....	212	30934.....	240, 244, 248, 252, 256, 258, 262, 264, 268
		30942.....	92, 96, 100
		30970.....	68

## INDEX

30971.....	172, 180	50225.....	6, 58, 92, 96, 100, 138, 154, 208, 214, 216, 278, 282, 288
30981.....	62, 64, 66, 68, 70, 72, 182, 232, 236, 240, 248, 260, 264	50226.....	50
31774.....	122, 126, 132	100456.....	208, 214, 282, 288
31889.....	64, 70	100500.....	24
32070.....	156	100532.....	50, 54, 60
32879.....	170	100577.....	102
32880.....	170	100581.....	90, 94, 98
33955.....	24	100706.....	60
34359.....	10, 220	100707.....	60
34980.....	10, 20, 220	100708.....	60
35618.....	212	100709.....	60
35694.....	210	100710.....	60
36849.....	146	100712.....	60
39272.....	208	100714.....	60
40628.....	208	100715.....	60
40701.....	142, 146, 172, 180	100716.....	60
40702.....	144, 146, 172, 180	100717.....	60
40703.....	62, 64, 66, 68, 70, 72, 172, 180	100718.....	60
40704.....	62, 64, 66, 68, 70, 72, 172, 180	100719.....	60
40915.....	124, 128, 134, 188, 194	100720.....	60
41982.....	210, 216, 218	100721.....	60
42498.....	186	100722.....	60
42592.....	78	100723.....	60
44209.....	172, 180	100726.....	60
44210.....	66	101007.....	210, 216, 218
44575.....	186	101853.....	54
45427.....	234, 236, 244, 252, 262, 268, 272	101897.....	78, 208, 250, 252, 266, 268
47858.....	54	101898.....	86, 92, 96, 100, 122, 126, 132, 144, 154, 172, 178, 180, 188, 208, 214
48050.....	214	102264.....	2, 222
49227.....	142, 148, 172, 180	102509.....	50, 54
49306.....	54, 232, 236, 244, 252, 256, 262, 268	102602.....	90, 94, 98
49341.....	138	102629.....	60
50019.....	270, 280, 284	102630.....	60
50022.....	84, 86, 88, 98, 122, 144, 182	102636.....	56, 140, 214
50050.....	66, 238, 240, 248, 258, 264	102711.....	102
50072.....	214	103096.....	60
50076.....	62, 64, 68, 70, 72	103351.....	84, 86, 90, 94, 98
50086.....	62, 64, 68, 70, 72	103562.....	4, 18, 214
50098.....	66	103738.....	90, 98, 100, 120, 132, 142, 232, 238, 242, 248, 260, 264, 272, 276, 280, 284
50103.....	84, 86, 88, 90, 94, 98, 142, 146	103879.....	136
50104.....	72, 84, 86, 88, 90, 94, 98, 182, 232, 236, 240, 248, 258, 264	105066.....	108, 116
50119.....	10, 220	105069.....	122, 132
50120.....	10, 22, 220	105135.....	108, 116
50174.....	210, 216, 218	105136.....	108, 116, 118
50175.....	66, 248, 264	105141.....	108, 116
50184.....	106, 112	105364.....	136
50186.....	50, 56, 78, 108, 116, 118, 122, 128, 132, 136, 138, 190, 194, 200, 202, 206, 214, 256, 262, 268, 288	106708.....	142
50187.....	54	108172.....	256, 262, 268
50188.....	56	108268.....	68, 70, 72, 182, 232, 236, 240, 248, 258, 264
50193.....	154	109089.....	152, 178
50197.....	214	109843.....	156
		111221.....	156

## INDEX

111895 .....	54	119447 .....	222
111978 .....	270, 276, 280, 286	119454 .....	222
111981 .....	172	119455 .....	222
111982 .....	172	119457 .....	222, 228
111983 .....	172	119460 .....	222
111984 .....	172	119518 .....	228
111985 .....	172	119519 .....	228
111986 .....	172	119530 .....	222, 228
112129 .....	56	119531 .....	228
112184 .....	232, 236, 240, 258	119543 .....	222
112935 .....	282, 286	119722 .....	222, 226
112968 .....	56	119723 .....	222, 226
113152 .....	60	119728 .....	222
113153 .....	60	119729 .....	222
113160 .....	54	119747 .....	222
113161 .....	54	120009 .....	76
113222 .....	24	120056 .....	54
113229 .....	50, 54	120057 .....	54
113420 .....	108, 116	120058 .....	74
113435 .....	120, 126, 130, 136	120127 .....	2
113482 .....	156	120140 .....	50
113536 .....	204	120141 .....	50
113561 .....	204, 208	120194 .....	50
113566 .....	208	120232 .....	56
113814 .....	4	120358 .....	54
113881 .....	146	120359 .....	54
113937 .....	24	120360 .....	54
114233 .....	122, 132	120363 .....	54
115145 .....	158	120364 .....	54
115146 .....	158, 204, 280	120365 .....	56
115147 .....	158, 204, 280	120366 .....	56
115148 .....	204	120371 .....	90, 94, 98
115670 .....	24	120374 .....	90, 94, 98
117015 .....	214	120377 .....	66, 68, 70
118137 .....	2, 122, 126, 132, 136, 188, 194, 208	120462 .....	74
118154 .....	10, 14, 18, 20	120518 .....	90, 94, 98
118162 .....	12, 16, 20	120552 .....	142, 146
118193 .....	10, 14, 18, 20	120558 .....	10, 14, 18, 20
118239 .....	204, 208	120563 .....	90, 94, 98
118301 .....	12, 20	120566 .....	90, 94, 98
118302 .....	12, 16	120568 .....	84
118344 .....	12, 16, 20	120570 .....	84, 86
118345 .....	12, 16, 20	120573 .....	64, 70
118346 .....	10, 12, 220	120574 .....	64, 70
118347 .....	10, 12, 220	120575 .....	64, 70
118351 .....	10, 12	120577 .....	64, 70
118491 .....	24, 28, 30, 38, 40	120584 .....	90, 94, 98
119282 .....	222	120588 .....	90, 94, 98
119284 .....	222	120589 .....	90, 94, 98
119285 .....	222	120639 .....	10, 14, 18, 182
119384 .....	222	120753 .....	54
119392 .....	222	120754 .....	54
119415 .....	222, 228	120755 .....	54
119442 .....	222	120812 .....	54
119446 .....	222	120814 .....	54

## INDEX

120832 .....	24	125565 .....	90, 94, 98
120845 .....	74, 182	125566 .....	90, 94, 98
120899 .....	50, 56	125571 .....	156
120900 .....	50, 56	125572 .....	156
120901 .....	50, 56	125588 .....	76
120932 .....	200, 276, 284	125589 .....	76
120933 .....	200, 280, 284	125602 .....	74
120988 .....	84	125607 .....	74
120989 .....	90, 94, 98	125622 .....	76
120996 .....	146	125652 .....	90, 98
123306 .....	74	125670 .....	72
123598 .....	146	125672 .....	72
123599 .....	148	125722 .....	62, 72, 142, 146
123620 .....	146	125749 .....	80
123627 .....	126	125751 .....	80
123660 .....	2	125764 .....	50, 56
123661 .....	2	129043 .....	28, 30, 32, 34, 36, 38, 40, 42, 44, 46, 48
123662 .....	82	129297 .....	10, 12, 16, 20
123663 .....	142	129299 .....	30, 34, 36, 40, 44, 48
123670 .....	120	129313 .....	156
123673 .....	146	129329 .....	26
123676 .....	142	129577 .....	198
123677 .....	142	129578 .....	198
123681 .....	196	129581 .....	198
123682 .....	196	129582 .....	198
123701 .....	142, 146	129584 .....	198
123702 .....	142, 146	129589 .....	198
123703 .....	146	129800 .....	172, 180
123751 .....	2	129801 .....	172, 180
123752 .....	2	129847 .....	140, 202
123937 .....	82	129913 .....	76
123938 .....	82	129976 .....	172, 180
123939 .....	82	129977 .....	172, 180
123940 .....	82	131391 .....	156
123948 .....	74	131392 .....	156
123949 .....	74	131393 .....	156
123982 .....	90, 94, 98	132015 .....	90, 98
124338 .....	20	132017 .....	86, 90, 98
124344 .....	20	132021 .....	90, 94, 98
124399 .....	2	132033 .....	50, 54
124775 .....	220	132096 .....	76
124880 .....	26	132117 .....	86, 100
124881 .....	26	132248 .....	200, 276, 284
125176 .....	6	132253 .....	200, 280, 284
125229 .....	272	132265 .....	2
125236 .....	212	132266 .....	2
125256 .....	210	132269 .....	2
125363 .....	2	132303 .....	232, 236, 244, 252, 262, 268
125393 .....	154	132396 .....	66
125418 .....	4, 16	132404 .....	10, 22, 220
125433 .....	138	132405 .....	220
125435 .....	138	132415 .....	54
125478 .....	90, 94, 98	132418 .....	272
125530 .....	50, 56	132420 .....	2
125553 .....	172, 180	132451 .....	78, 182

## INDEX

132474 .....	138	135248 .....	208, 238, 242, 250, 260, 266, 282, 288
132475 .....	138	135255 .....	66, 68, 70
132476 .....	138	135295 .....	92, 96, 100
132531 .....	76	135312 .....	172, 180
132532 .....	76	135337 .....	192, 238, 242, 260
132607 .....	74, 182	135340 .....	4
132692 .....	76	135367 .....	138, 288
132758 .....	90, 94, 98	135372 .....	62, 64, 68, 70, 72, 90, 94
132773 .....	200, 270, 276, 280, 284	135373 .....	172
132777 .....	78	135380 .....	66
132782 .....	102	135386 .....	270, 276, 280, 286
132783 .....	102	135397 .....	172, 180
132784 .....	102	135408 .....	186
132786 .....	90, 94, 100, 102	135434 .....	182, 272
132852 .....	156, 158	135443 .....	88, 92, 96, 98, 142, 146, 150, 182, 234, 238, 242, 248, 260, 264, 272, 286
132867 .....	84, 86, 90, 98	135444 .....	146, 150, 234, 238, 242, 248, 260, 264
132870 .....	86, 100	135448 .....	154
132871 .....	86, 100	135450 .....	230
132896 .....	24	135474 .....	172, 180
132897 .....	24	135507 .....	238, 242, 244, 250, 252, 260, 262, 266, 268, 278, 282, 288
132903 .....	62, 68	135511 .....	282, 288
132904 .....	62, 68	135540 .....	270
132911 .....	142, 146	135565 .....	172, 180
132912 .....	146	135566 .....	172, 180
133751 .....	2	135579 .....	4, 224, 272
133992 .....	212, 216	135612 .....	68
134002 .....	6	135613 .....	276, 280
134003 .....	6	135623 .....	208
134010 .....	152	135626 .....	26, 30, 34, 40, 44, 182
134011 .....	152	135628 .....	26, 182
134053 .....	178	135630 .....	26
134438 .....	4	135632 .....	26
134443 .....	150	135647 .....	232, 248, 264
134741 .....	150	135665 .....	272, 286
134954 .....	150	135685 .....	72, 232, 236, 240, 258, 270, 286
135015 .....	172	135704 .....	208
135148 .....	170	135709 .....	282, 286
135157 .....	8, 52, 78, 118, 122, 132, 178, 182, 234, 238, 242, 260	135725 .....	86, 90, 98
135182 .....	64	135737 .....	140
135190 .....	64, 70	135785 .....	224, 228, 256, 262, 268
135193 .....	250, 266	135799 .....	222, 228, 256, 262, 268
135204 .....	66, 172, 180	135818 .....	238, 242, 260
135205 .....	66, 172, 180	135906 .....	78
135206 .....	66, 180	135963 .....	234, 238, 242, 260
135213 .....	66, 180, 270, 276, 280, 284	135966 .....	234, 238, 242, 260
135233 .....	150, 188, 204, 272	136043 .....	92, 96, 100
135234 .....	142, 146, 150	136113 .....	256, 262, 268
135235 .....	280, 284	136209 .....	176
135236 .....	172	136410 .....	144, 148, 150
135237 .....	172	136431 .....	188
135238 .....	172	136506 .....	222
135240 .....	62, 72, 238, 240, 248, 258, 264	136652 .....	274
135241 .....	270	136654 .....	270
135247 .....	92, 96, 100		

## INDEX

136655 .....	150	137795 .....	190
136824 .....	238, 242, 260	137825 .....	130
136868 .....	204	137826 .....	130
136952 .....	238, 240, 248, 258, 264	137827 .....	130
137092 .....	104, 114	137909 .....	108
137118 .....	108, 116	137910 .....	108, 116
137142 .....	106, 112	137911 .....	108
137221 .....	120, 126, 130	137912 .....	108
137277 .....	106, 112	137913 .....	116
137285 .....	104, 112	137914 .....	108
137291 .....	120, 130	137915 .....	116
137315 .....	120, 126, 130	137916 .....	116
137347 .....	120, 130	137917 .....	116
137348 .....	122, 132	137918 .....	116
137350 .....	122, 132	137924 .....	190
137352 .....	120, 130	137968 .....	116
137354 .....	120, 130	137969 .....	116
137356 .....	122, 132	137970 .....	122, 132
137375 .....	120, 122, 126, 130, 132, 236, 240, 248, 258, 264	137971 .....	114
137415 .....	104, 110	137980 .....	104, 112
137416 .....	104, 112	138086 .....	204
137421 .....	104	138087 .....	204
137422 .....	104	139003 .....	60
137451 .....	126	139630 .....	150, 204
137456 .....	126	139631 .....	204
137476 .....	120, 126, 130	139632 .....	204
137503 .....	122, 132	139633 .....	204
137506 .....	106, 112	140135 .....	10, 12, 16, 20
137509 .....	178	140250 .....	126
137515 .....	120, 130	143875 .....	150, 178
137519 .....	104, 114	144321 .....	212
137523 .....	106, 114	144324 .....	212
137529 .....	108, 114	144374 .....	210
137532 .....	106, 114	144376 .....	212
137535 .....	106, 112	144378 .....	210, 216, 218
137536 .....	106, 112	144409 .....	212
137543 .....	106, 112	144415 .....	208, 212
137568 .....	104, 110	144425 .....	210
137569 .....	104, 112	144433 .....	212
137570 .....	110	144471 .....	210
137571 .....	112	144505 .....	212
137626 .....	120, 126, 130, 136, 222	144531 .....	210, 216, 218
137642 .....	104	144577 .....	210
137643 .....	104	144724 .....	210
137650 .....	104	144739 .....	210
137651 .....	104	144741 .....	210
137691 .....	130	144742 .....	210
137699 .....	106, 114	144860 .....	216
137702 .....	122, 134	144873 .....	210
137721 .....	120, 130	144880 .....	212, 216
137727 .....	78, 152, 234, 238, 242, 250, 260, 266	144899 .....	210, 216
137753 .....	122, 126, 132	144934 .....	212, 216
137754 .....	106, 114	144935 .....	216
137794 .....	190	144956 .....	212
		144962 .....	212

## INDEX

144966	212, 216	164858	132
144968	210	164885	132
144971	210	164887	120, 126
144976	210	164894	112
144989	212	164895	114
145106	74	164930	120, 126
145122	74	164933	120, 126, 130
145148	74	164934	136
145168	90, 94, 98	164945	120, 126, 136
145249	78, 182	164947	130
145345	74	164948	130
145357	74	164953	120, 126
145361	78	164955	120
145384	54	164958	118
145428	74	164965	118
145461	138	164967	118
145548	76	164988	230
145558	84, 86	164993	230
145593	74	164995	230
145706	50	165040	90, 94, 100
145840	76	165103	270, 276, 280, 284
145983	90, 94, 100, 102	165168	154
148645	274	165188	154
148798	188	165209	10, 12
151192	138	165267	142, 146
152668	192, 274	165294	72
152863	176	165297	72
153151	172, 180	165380	270
156501	212	165386	154
158217	156	165417	64, 70
159587	84, 86, 88	165429	154
163088	186	165524	6, 158
163585	90, 94	165588	154
164044	106	165722	154
164045	106	165727	154
164046	106	165735	74, 182
164061	122, 126, 132	165858	6
164109	130	165973	158
164126	122, 132	166309	166
164141	130	166466	156
164213	120, 126, 130	171068	204
164214	120, 126, 130	172133	154
164215	136	172134	154
164216	136	172142	150, 178
164750	120, 130	172146	146
164754	118	172155	138
164773	138	172158	138
164780	136	172175	146
164781	136	172183	142
164800	138, 200	172184	142
164815	120, 130	172185	142
164817	120, 130	172186	142
164821	126	172195	76
164825	138, 200	172196	76
164855	130	172197	76



## INDEX

172198..... 76	174321..... 270
172220..... 142	174322..... 270
172221..... 142	174324..... 270
172222..... 142	174333..... 138
172223..... 142	174356..... 64, 70
172228..... 142	174357..... 64, 70
172259..... 6, 78, 182	174391..... 2
172327..... 80	174400..... 2
172328..... 80	174407..... 146
172340..... 232, 236, 244, 252, 262, 268	174408..... 146
172363..... 78	174422..... 270, 280, 284
172507..... 244, 252	174436..... 156
172511..... 244, 252	174501..... 54
172710..... 78	174502..... 54
172809..... 54	174513..... 272
172812..... 54	174514..... 272
172875..... 196	174521..... 272
172877..... 142, 146	174528..... 184
172897..... 146	174538..... 272
172899..... 90, 94, 100, 150	174547..... 270
172922..... 138	174559..... 184
172948..... 158	174560..... 184
172951..... 158	174585..... 270
172978..... 142, 146	174586..... 272
172981..... 142	174632..... 156
172982..... 142	174684..... 156
172983..... 142	174695..... 182
172985..... 146	174697..... 182
172986..... 142	174706..... 182
172988..... 142	174707..... 182
172993..... 142, 146	174708..... 182
174035..... 244	174709..... 182
174081..... 244, 252	174710..... 182
174082..... 244, 252	174714..... 74
174149..... 146	174845..... 24, 32, 34, 42, 44
174165..... 26	174849..... 104, 112
174168..... 248, 264	174857..... 24
174176..... 252, 268	174858..... 140
174215..... 50	174883..... 272
174217..... 50	174922..... 212, 216
174238..... 270	174926..... 204
174240..... 270	174992..... 50, 54
174242..... 270	176009..... 138
174243..... 270	184372..... 156
174256..... 72	184422..... 156
174258..... 62, 72	184579..... 272
174259..... 62	184589..... 246
174260..... 72	184648..... 192
174262..... 270	184652..... 224, 226
174263..... 270	184709..... 224, 226
174270..... 50	184718..... 6
174299..... 72	188467..... 214
174300..... 72	193008..... 210
174304..... 50, 236, 240, 248, 258, 264	193009..... 212
174318..... 270	193014..... 212

## INDEX

193016 .....	212	220637 .....	76
193022 .....	212	220638 .....	76
193031 .....	210, 216, 218	220639 .....	76
193034 .....	156	220640 .....	76
193057 .....	208, 210	220641 .....	76, 184
193058 .....	208	220642 .....	76
193059 .....	208	220672 .....	90, 94, 98
193183 .....	208	220673 .....	156
193187 .....	208	220675 .....	146
193188 .....	208	220676 .....	142, 146
193202 .....	208	220701 .....	56
193211 .....	214	220706 .....	56
193212 .....	208	220758 .....	178
193214 .....	210, 216	220797 .....	156
193215 .....	210, 216	220798 .....	156
193216 .....	212	220799 .....	156
193217 .....	212	220807 .....	168
193240 .....	204	220808 .....	168
193241 .....	204	220809 .....	168
193242 .....	204	220813 .....	168
193243 .....	204	220814 .....	168
197171 .....	176	220817 .....	164
197241 .....	192	220818 .....	164
203547 .....	150	220819 .....	164
220009 .....	50, 56	220823 .....	164
220010 .....	50, 56	220824 .....	164
220011 .....	50, 56	220831 .....	166
220012 .....	50, 56	220832 .....	166
220013 .....	50, 56	220833 .....	166
220084 .....	156	220834 .....	166
220099 .....	212	220835 .....	168
220100 .....	12	220836 .....	164
220101 .....	12	220841 .....	182
220102 .....	10	220849 .....	142, 146
220103 .....	10	220861 .....	142
220107 .....	6	220863 .....	166
220114 .....	16	220868 .....	166
220115 .....	16	220871 .....	166
220176 .....	76	220876 .....	168
220181 .....	74	220885 .....	164
220183 .....	74	220936 .....	74, 182
220184 .....	74	220939 .....	106, 112, 230
220197 .....	270	220941 .....	106, 112, 230
220236 .....	156	220944 .....	74, 182
220264 .....	76	226673 .....	56
220324 .....	272	232147 .....	54
220326 .....	208	233371 .....	256, 262, 268
220391 .....	76	233395 .....	244, 252
220412 .....	84, 86	233450 .....	256, 262, 268
220418 .....	76	233513 .....	256, 262, 268
220491 .....	84	233514 .....	256, 260, 262, 266, 268
220577 .....	156	233519 .....	256, 262, 268
220634 .....	76	233625 .....	256, 260, 262, 266, 268
220635 .....	76	244671 .....	212
220636 .....	76	244722 .....	210

## INDEX

244727 .....	204	252305 .....	214
244748 .....	212	252314 .....	272
244760 .....	208	252368 .....	282, 286
245023 .....	74	252399 .....	280, 284
245025 .....	74	252423 .....	60
245027 .....	74	252520 .....	66
245029 .....	74	252537 .....	272
245031 .....	74	252541 .....	274
245033 .....	74	252578 .....	270
245035 .....	74	252687 .....	108, 116
245037 .....	74	252752 .....	50
245039 .....	74	252753 .....	54
245041 .....	74	252794 .....	232, 238, 242, 248, 260, 264
245042 .....	74	252795 .....	232, 238, 242, 248, 260, 264
245083 .....	104, 114	252942 .....	90, 94
245084 .....	104, 112	253092 .....	132
245114 .....	82	253164 .....	6
245115 .....	82	253290 .....	136
245199 .....	122, 126, 132	253297 .....	6
245266 .....	110	253298 .....	6
245267 .....	112	253299 .....	6
245272 .....	116	253412 .....	138
245273 .....	116	253446 .....	232, 236, 240, 248, 258, 264
245276 .....	116	253477 .....	278, 282, 286
245277 .....	116	253499 .....	2
245362 .....	188	253500 .....	204
245396 .....	154	253503 .....	112
245397 .....	154	253514 .....	116
245428 .....	162	253515 .....	116
245432 .....	162	253517 .....	56
245433 .....	162	253552 .....	4, 16
245438 .....	162	253570 .....	276, 280, 284
245439 .....	162	253582 .....	276, 280, 284
245441 .....	162	253601 .....	6
245443 .....	162	253602 .....	6
245476 .....	156	253624 .....	6
245477 .....	156	253627 .....	6
245671 .....	138	253668 .....	276, 280, 284
245677 .....	2	253678 .....	284
245678 .....	2	253680 .....	284
245915 .....	276, 280, 284	253681 .....	284
245926 .....	194	253696 .....	284
245928 .....	276, 286	253702 .....	276, 286
245931 .....	276, 282, 286	253703 .....	282, 286
245936 .....	276, 286	253704 .....	276, 286
245943 .....	50	253705 .....	282, 286
245946 .....	282, 286	253708 .....	276, 284
245955 .....	280, 286	253709 .....	280, 284
245956 .....	276, 282, 286	253722 .....	232, 236, 240, 258
245964 .....	84	253728 .....	156
245965 .....	88	253740 .....	90, 94
245992 .....	138	253741 .....	90, 94
245993 .....	138	253815 .....	142, 146
252179 .....	222, 226	253839 .....	110
252296 .....	270, 276, 280, 286	254044 .....	70

## INDEX

254047 .....	70	255554 .....	292
254109 .....	62, 72	255555 .....	292
254131 .....	94	255556 .....	292
254132 .....	94	255557 .....	292
254175 .....	204	255558 .....	290, 292
254179 .....	150	255559 .....	290, 292
254180 .....	150	255560 .....	292
254181 .....	150	255561 .....	292
254187 .....	94	255562 .....	290, 292
254190 .....	94	255563 .....	290, 292
254218 .....	150	255564 .....	292
254219 .....	150	255565 .....	292
254220 .....	150	255567 .....	292
254248 .....	232, 236, 240, 258	255568 .....	292
255004 .....	6	255569 .....	292
255014 .....	160	255570 .....	292
255019 .....	6	255572 .....	290
255021 .....	160	255573 .....	290
255041 .....	6	255574 .....	290
255115 .....	160	255575 .....	290
255116 .....	160	255576 .....	290
255117 .....	160	255577 .....	290
255131 .....	160	255578 .....	290
255133 .....	160	255579 .....	290
255211 .....	68	255580 .....	290
255253 .....	66	255581 .....	290
255259 .....	160	255582 .....	290
255260 .....	160	255583 .....	290
255282 .....	138	255678 .....	6
255311 .....	70	255679 .....	6
255316 .....	160	255712 .....	110
255317 .....	160	255716 .....	110
255318 .....	160	255735 .....	110
255344 .....	92, 96, 100, 150	255738 .....	110
255410 .....	74, 182	255746 .....	110
255416 .....	74	255749 .....	110
255417 .....	74	255764 .....	66
255426 .....	150	255788 .....	138
255431 .....	182	255791 .....	200
255442 .....	2	255829 .....	232, 236, 240, 248, 258, 264
255455 .....	88	255831 .....	138, 202
255456 .....	88	255845 .....	202
255460 .....	282, 286	255866 .....	62, 68
255461 .....	280, 284	255883 .....	236, 240, 244, 248, 252, 258, 262, 264, 268
255462 .....	280, 284	255905 .....	110
255465 .....	290, 292	255908 .....	110
255471 .....	280, 284	255927 .....	174
255497 .....	290, 292	255928 .....	174
255506 .....	64, 70	255929 .....	174
255509 .....	286	255930 .....	174
255510 .....	286	255947 .....	290
255544 .....	290, 292	258150 .....	2
255545 .....	290, 292	258199 .....	6
255546 .....	292	258200 .....	6
255547 .....	292	258253 .....	204

## INDEX

258262 .....	204	279427 .....	42
273078 .....	120, 130	279428 .....	42, 44
273258 .....	120, 130	279429 .....	42
273259 .....	120, 130	279430 .....	42
273265 .....	106, 112	279431 .....	42
273304 .....	122, 128, 134	279432 .....	42
273347 .....	106, 112	279433 .....	42
273524 .....	106, 112	279434 .....	44
273536 .....	106, 114	279435 .....	44
274414 .....	204	279436 .....	44
279001 .....	280, 284	279437 .....	44
279003 .....	54	279438 .....	38
279017 .....	282, 286	279439 .....	38
279065 .....	208	279440 .....	42
279085 .....	156	279441 .....	42
279144 .....	272	279468 .....	24
279156 .....	270	279485 .....	270
279157 .....	270	279494 .....	270
279158 .....	270	279498 .....	270
279159 .....	270	279499 .....	270
279261 .....	232, 236, 240, 258	279528 .....	156
279286 .....	88	279575 .....	10, 18, 174, 220
279310 .....	26	279636 .....	176
279312 .....	26	279641 .....	24, 32, 34, 42, 44
279314 .....	26	279642 .....	24, 28, 30, 38, 40
279316 .....	26	279700 .....	106, 114
279398 .....	28, 30, 38, 40	279715 .....	248, 264
279399 .....	28, 30, 40	279716 .....	236, 240, 258
279400 .....	28	279717 .....	236, 240, 258
279401 .....	28	279775 .....	248, 264
279402 .....	28	279796 .....	232
279403 .....	28	279798 .....	276, 280, 284
279404 .....	30	279834 .....	248, 264
279405 .....	32, 34, 42, 44	279837 .....	232
279406 .....	32, 34, 44	279838 .....	232
279407 .....	32	279848 .....	26
279408 .....	32	279850 .....	26
279409 .....	32	279851 .....	26
279410 .....	32	279876 .....	176
279411 .....	34	279925 .....	248, 264
279412 .....	38, 40	279926 .....	252, 268
279413 .....	38	279966 .....	238, 240, 260
279414 .....	38	279979 .....	120, 126
279415 .....	38	279996 .....	26
279416 .....	38	279997 .....	26
279417 .....	38	279999 .....	26
279418 .....	38	283002 .....	236, 240, 248, 258, 264
279419 .....	40	294036 .....	212
279420 .....	40	294037 .....	212
279421 .....	40	294065 .....	132
279422 .....	40	294080 .....	88
279423 .....	40	294091 .....	212
279424 .....	40	294094 .....	212
279425 .....	42	294112 .....	50
279426 .....	42	294161 .....	236

## INDEX

294163 .....	236	294813 .....	156
294220 .....	236	294815 .....	208
294221 .....	240, 258	294858 .....	78
294222 .....	240, 258	294859 .....	78
294223 .....	240, 258	294874 .....	150
294224 .....	248, 264	294947 .....	24, 36, 46, 48
294225 .....	248, 264	294985 .....	276, 280
294226 .....	240, 258	294996 .....	72
294263 .....	238, 240, 248, 260, 264	296554 .....	232, 236, 244, 262
294350 .....	172	296556 .....	232, 236, 240, 258
294385 .....	54	301369 .....	162
294392 .....	204	301495 .....	168
294393 .....	272, 280	301496 .....	164
294424 .....	240, 248, 258, 264	301497 .....	166
294425 .....	244, 252, 262, 268	302204 .....	156
294426 .....	236	304017 .....	122, 126
294427 .....	236	304018 .....	132
294435 .....	236	304019 .....	136
294436 .....	244	304124 .....	160
294437 .....	244	304125 .....	160
294438 .....	244	304126 .....	160
294446 .....	232	304127 .....	160
294447 .....	232	304128 .....	160
294460 .....	16	304129 .....	160
294472 .....	74	304130 .....	160
294473 .....	74	304131 .....	160
294508 .....	276, 280	304132 .....	160
294515 .....	248	304133 .....	160
294516 .....	240	304134 .....	160
294517 .....	240	304135 .....	160
294518 .....	252	304138 .....	160
294519 .....	240	304139 .....	160
294598 .....	188, 194	304140 .....	160
294599 .....	188, 194	304141 .....	160
294601 .....	188, 194	304142 .....	160
294607 .....	144, 148	304143 .....	160
294631 .....	122, 126, 132	304144 .....	160
294634 .....	120, 126, 132	304165 .....	6
294650 .....	2	304222 .....	138
294662 .....	2	304228 .....	138
294663 .....	2	304304 .....	6
294664 .....	2	304314 .....	138
294671 .....	2	304320 .....	64, 70
294672 .....	2	304322 .....	64, 70
294677 .....	232, 236, 244, 252, 262, 268	304389 .....	150
294681 .....	2	304390 .....	150
294682 .....	240, 244, 248, 252	304391 .....	150
294791 .....	42	304392 .....	150
294792 .....	44	304393 .....	150
294793 .....	44	304394 .....	150
294794 .....	44	304395 .....	150
294795 .....	32	304406 .....	232
294796 .....	32	304601 .....	6
294797 .....	34	304602 .....	6
294807 .....	208	304611 .....	294

## INDEX

304612 .....	294	335514 .....	36
304614 .....	294	335515 .....	36
304615 .....	294	335516 .....	36
304616 .....	294	335519 .....	46
304617 .....	294	335520 .....	46
304618 .....	294	335521 .....	48
304619 .....	294	335522 .....	46
304620 .....	294	335523 .....	46
304621 .....	294	335525 .....	46
304622 .....	294	335526 .....	46
304623 .....	294	335527 .....	46
304624 .....	294	335528 .....	48
304625 .....	294	335529 .....	46
304783 .....	76	335530 .....	36
304865 .....	156	335531 .....	36
304954 .....	106, 114	335532 .....	46, 48
304955 .....	106, 112, 114	335533 .....	36, 46, 48
304985 .....	16, 20	335534 .....	36, 46, 48
304986 .....	16, 20	335535 .....	36
304987 .....	16, 20	335536 .....	36
304988 .....	16, 20	335589 .....	244, 252, 256
304989 .....	16, 20	335592 .....	244, 252, 262, 268
304990 .....	12	335598 .....	268
304991 .....	12	335600 .....	264
304992 .....	12	335608 .....	154
304993 .....	12	335610 .....	256
311615 .....	106, 114	335615 .....	256, 262, 268
311617 .....	106, 112	335622 .....	256, 262
311620 .....	120, 130	335625 .....	256, 262, 268
311783 .....	94	335686 .....	262
313873 .....	154	335707 .....	258
313875 .....	154	335719 .....	240, 248, 258, 264
335301 .....	2	335752 .....	2
335326 .....	26	335773 .....	192
335336 .....	258	335800 .....	192
335337 .....	262	335802 .....	192
335478 .....	258	335804 .....	192
335479 .....	38	335832 .....	192
335480 .....	262	335833 .....	192
335483 .....	38	335839 .....	192
335484 .....	38	335840 .....	192
335485 .....	40	335845 .....	192
335486 .....	40	335846 .....	192
335487 .....	40	335869 .....	276, 280
335488 .....	28	335965 .....	156
335489 .....	28	335966 .....	138
335490 .....	28	335967 .....	138
335491 .....	28		
335492 .....	30		
335508 .....	46		
335509 .....	46		
335510 .....	46		
335511 .....	46		
335512 .....	48		
335513 .....	36		
		<b>B</b>	
		B4831 .....	190
		B4838 .....	10, 12, 16, 20
		B4839 .....	10, 12, 16, 20
		B4840 .....	10, 12, 16, 20
		B4841 .....	10, 12, 16, 20

## INDEX

B4864.....	16, 20	B6591.....	194
B4865.....	10, 12, 16, 20	B6606.....	204
B4963.....	154	B6607.....	204
B5009.....	16, 20, 220	B7269.....	222
B5010.....	16, 20, 220	B7273.....	226
B5011.....	16, 20, 220	B7282.....	228
B5012.....	16, 20, 220	B7283.....	228
B5013.....	16, 20, 220	B7284.....	228
B5084.....	198	B7285.....	228
B5085.....	198	B9009.....	258
B5114.....	10, 16, 20	B9010.....	258
B5224.....	210	B9011.....	258
B5407.....	184	B9044.....	236
B5605.....	200	B9045.....	258
B5609.....	196	B9046.....	258
B5615.....	154	B9047.....	258
B5654.....	104	B9049.....	264
B5655.....	104	B9050.....	264
B5656.....	104	B9053.....	154
B5657.....	110		
B5674.....	110	<b>C</b>	
B5747.....	172	C1986.....	216
B5825.....	230	C2082.....	222
B5826.....	230	C2083.....	222
B5937.....	104	C2084.....	222
B5938.....	110	C2085.....	222
B5939.....	104		
B5940.....	104		
B6137.....	284		
B6138.....	284		
B6145.....	208		
B6154.....	182		
B6158.....	200		
B6179.....	218		
B6255.....	292		
B6256.....	292		
B6257.....	292		
B6258.....	292		
B6263.....	290		
B6264.....	290		
B6265.....	290		
B6266.....	290		
B6267.....	290		
B6280.....	232		
B6281.....	232		
B6344.....	110		
B6345.....	110		
B6347.....	110		
B6376.....	176		
B6401.....	202		
B6410.....	276, 280		
B6411.....	174		
B6449.....	210		
B6461.....	236		
B6590.....	188		





# MacDon®

**CUSTOMERS**  
**MacDon.com**

**DEALERS**  
**Portal.MacDon.com**

Trademarks of products are the marks of their  
respective manufacturers and/or distributors.

Printed in Canada