

# MacDon

**Model 910 / 920  
Auger Header and  
721 / 921 Hay Conditioner**

---

**Model 930 / 932  
Grass Seed Special**

**PARTS CATALOG**

**MacDon Industries Ltd.**

680 Moray Street  
Winnipeg, Manitoba R3J 3S3  
(204) 885-5590, Fax 832-7749



**MacDon, Inc.**

9700 N.W. Conant Avenue  
Kansas City, Missouri 64153-1832  
(816) 891-7313, Fax 891-7323



**Models 910, 920, 930 & 932  
AUGER HEADER  
PARTS CATALOG**

**CONTENTS**

**HEADER**

Main Frame, Lights & Shields .....	2-5
Feed Pan .....	6,7
Skid Shoes .....	8
Gauge Rollers .....	9
Drives Group - 910 Header .....	9A,9B
Drives Group - 920 Single Sickle Header .....	10,11
Drives Group - Double Sickle Header .....	12,13
Sickle Drive Group .....	14,15
Cutting Components: Standard Guards .....	16,17
910/920/930 Cutting Components: Stub Guards .....	18,19
932 Cutting Components .....	19A,19B
Sickle Drive Box .....	20-21B
Auger and Drive - 910 Header .....	21C,21D
Auger and Drive - 920/930 Headers .....	22,23
Auger Gear Drive - 920/930 Headers .....	24
Reel - 910 Header .....	25A,25B
Reel Drive & Shields - 910 Header .....	25C,25D
Reel Drive Group - 920/930 Headers .....	26-29
Hydraulics - 920/930 Headers .....	30,31
Decals & Paint .....	32,33
Tall Crop Dividers (Accessory) .....	34
<b>ADAPTER GROUP: 910/920/930 Header to 7000 Tractor</b>	
Adapter .....	36,37
Auxiliary Float Spring .....	38
Driveline .....	39
<b>721 / 921 HAY CONDITIONER</b>	
Frame & Rolls Group .....	40,41
Drive Group .....	42,43
Roll Tension Group .....	44,45
Winch Group .....	46,47
Forming Shield Group .....	48,49
<b>NUMERICAL LIST .....</b>	<b>50-53</b>
<b>SUGGESTED STOCKING LISTS .....</b>	<b>55</b>

**NOTE:** The Model 920 standard Auger Header is available in the following sizes:  
Single Sickle Drive: 12 and 14 foot  
Double Sickle Drive: 14, 16 and 18 foot

The Model 910 (mechanical drive) Auger Header is available in 12 and 14 foot. Both are single sickle drive headers.

The Model 930/932 Grass Seed Special Header is available in 12 and 14 foot sizes. Both are double sickle drive headers. For simplification of description, 932 parts are same as 930, unless otherwise specified.

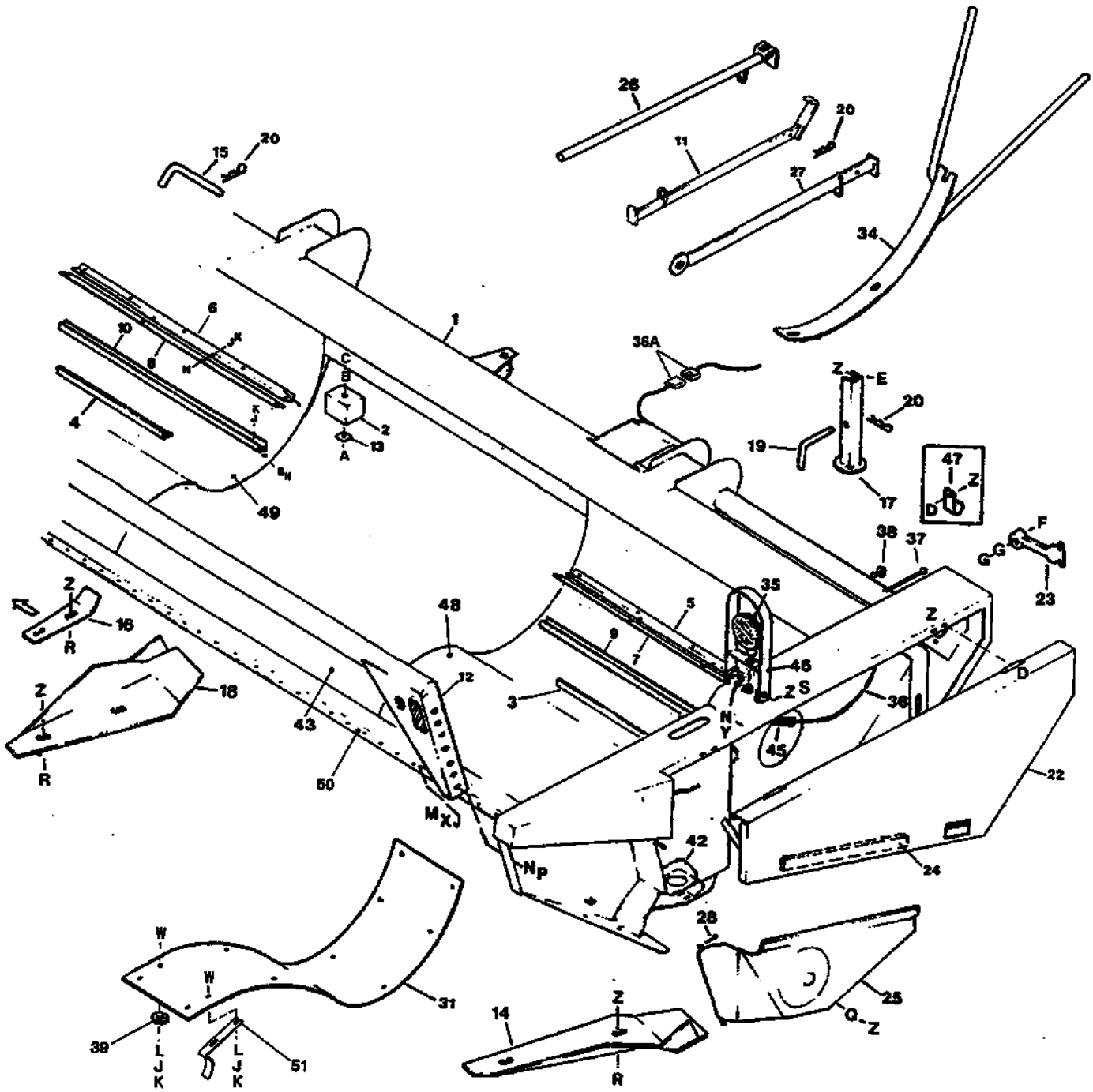
**ABBREVIATIONS**

S/S - Single Sickle Drive  
D/S - Double Sickle Drive  
L/H - Left Hand & R/H - Right Hand (Determined when sitting in Operator's Position, facing forward.)  
C/W - Complete With  
G/S - Grass Seed Special

**SERIAL NUMBER BREAKS**

The side of the serial number on which the dash (-) appears determines whether the part is used "up to" or "after" the serial number given.  
Example: - 73102 Used on machines up to and including serial number 73102.  
73103 - Used on machines including and after serial number 73103.

# MAIN FRAME, LIGHTS & SHIELDS

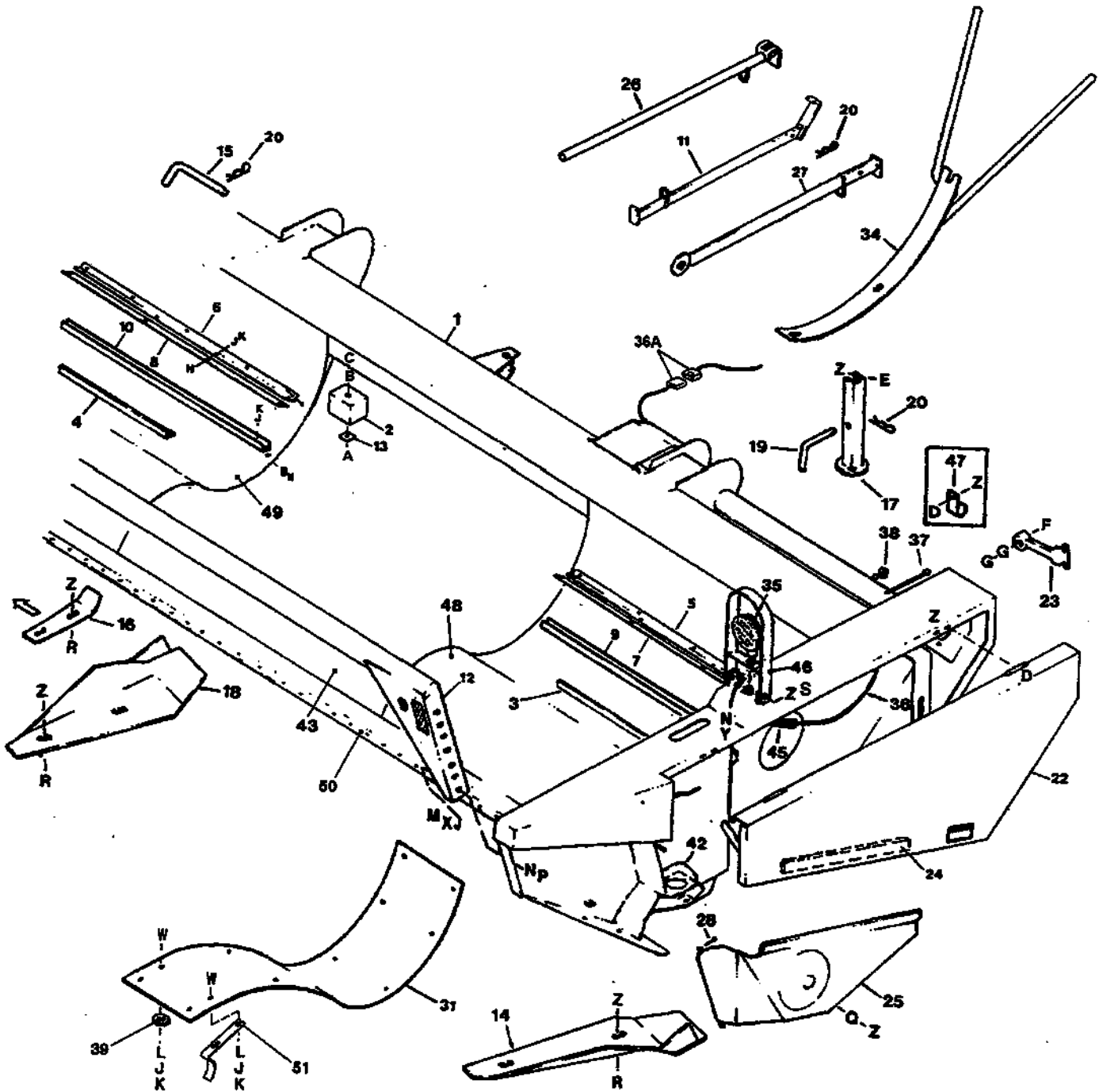


### MAIN FRAME, LIGHTS & SHIELDS

REF	PART NUMBER	DESCRIPTION	QTY	SERIAL NUMBER
1	REF	FRAME - main, not serviced .....	1	
2	26878	BLOCK - rubber .....	2	
3	47571	STRIPPER BAR - L/H front - 14' 910 & 920 Headers .....	1	-115999
	52308	STRIPPER BAR - L/H front - 14' 910 & 920 Headers .....	1	116000-
	47573	STRIPPER BAR - L/H front - 16' 920 Header .....	1	-115999
	52310	STRIPPER BAR - L/H front - 16' 920 Header .....	1	116000-
	52312	STRIPPER BAR - L/H front - 18' 920 Header .....	1	
4	47572	STRIPPER BAR - R/H front - 14' 910 & 920 Headers .....	1	-115999
	52309	STRIPPER BAR - R/H front - 14' 910 & 920 Headers .....	1	116000-
	47574	STRIPPER BAR - R/H front - 16' 920 Header .....	1	-115999
	52311	STRIPPER BAR - R/H front - 16' 920 Header .....	1	116000-
	52312	STRIPPER BAR - R/H front - 18' 920 Header .....	1	
5	34516	STRIPPER BAR - L/H upper - 12' 920 & 930 Headers & 14' 932 Hdr .....	2	see note (1)
	34517	STRIPPER BAR - L/H upper - 12' 932 Header .....	2	
	34518	STRIPPER BAR - L/H upper - 14' 930 Header .....	2	see note (1)
	34519	STRIPPER BAR - L/H upper - 16' Header .....	1	-86399
6	34517	STRIPPER BAR - R/H upper - 12' 930 & 932 Headers .....	2	see note (1)
	34518	STRIPPER BAR - R/H upper - 14' 930 & 932 Headers .....	2	see note (1)
	34519	STRIPPER BAR - R/H upper - 16' Header .....	1	-86399
7	34523	EXTENSION - L/H stripper bar - 12' 920 & 930 Headers & 14' 932 Hdr .....	2	see note (1)
	34524	EXTENSION - L/H stripper bar - 12' 932 Header .....	2	
	34525	EXTENSION - L/H stripper bar - 14' Header .....	2	see note (1)
	34526	EXTENSION - L/H stripper bar - 16' Header .....	1	-86399
8	34524	EXTENSION - R/H stripper bar - 12' Header .....	2	see note (1)
	34525	EXTENSION - R/H stripper bar - 14' Header .....	2	see note (1)
	34526	EXTENSION - R/H stripper bar - 16' Header .....	1	-86399
9	34530	STRIPPER BAR - L/H lower - 12' 930 Header & 14' 932 Header .....	1	
	34531	STRIPPER BAR - L/H lower - 12' 932 Header .....	1	
	47561	STRIPPER BAR - L section, L/H upper & lower - 12' 910 & 920 Headers ...	2	-115999
	52260	STRIPPER BAR - U section, L/H upper & lower - 12' 910 & 920 Headers ...	2	116000-
	34532	STRIPPER BAR - L/H lower - 14' 930 Header .....	1	
	47563	STRIPPER BAR - L section, L/H upper & lower - 14' 910 & 920 Headers ...	2	-115999
	52262	STRIPPER BAR - U section, L/H upper & lower - 14' 910 & 920 Headers ...	2	116000-
	47564	STRIPPER BAR - L section, L/H upper & lower - 16' 920 Header .....	2	-115999
	52263	STRIPPER BAR - U section, L/H upper & lower - 16' 920 Header .....	2	116000-
	52264	STRIPPER BAR - U section, L/H upper & lower - 18' 920 Header .....	2	
10	34531	STRIPPER BAR - R/H lower - 12' 930 & 932 Headers .....	1	
	47562	STRIPPER BAR - L section, R/H upper & lower - 12' 910 & 920 Headers ...	2	-115999
	52261	STRIPPER BAR - U section, R/H upper & lower - 12' 910 & 920 Headers ..	2	116000-
	34532	STRIPPER BAR - R/H lower - 14' 930 & 932 Headers .....	1	
	47563	STRIPPER BAR - L section, R/H upper & lower - 14' 910 & 920 Headers ...	2	-115999
	52262	STRIPPER BAR - U section, R/H upper & lower - 14' 910 & 920 Headers ..	2	116000-
	47564	STRIPPER BAR - L section, R/H upper & lower - 16' 920 Header .....	2	-115999
	52263	STRIPPER BAR - U section, R/H upper & lower - 16' 920 Header .....	2	116000-
	52264	STRIPPER BAR - U section, R/H upper & lower - 18' 920 Header .....	2	
11	47645	TOOL - wrench / guard straightener - 910 & 920 Headers .....	1	86400-89999
12	34555	LEAN BAR c/w reflectors - 12' Header .....	1	
	34556	LEAN BAR c/w reflectors - 14' Header .....	1	
	34557	LEAN BAR c/w reflectors - 16' Header .....	1	
	52297	LEAN BAR c/w reflectors - 18' Header .....	1	
13	19588	WASHER .....	2	
14	47193	PAD - L/H shoe .....	1	
15	32275	PIN - header retaining .....	2	
16	47197	PAD - R/H shoe (S/S Headers) .....	1	
17	43648	STAND .....	1	

NOTES: 1. Stripper Bars: 920 Headers with Ser.# 86399 and prior used one each of items 5 thru 10. 920 Headers with Ser.# 86400 and after use two each of items 9 & 10 and one each of items 3 & 4.

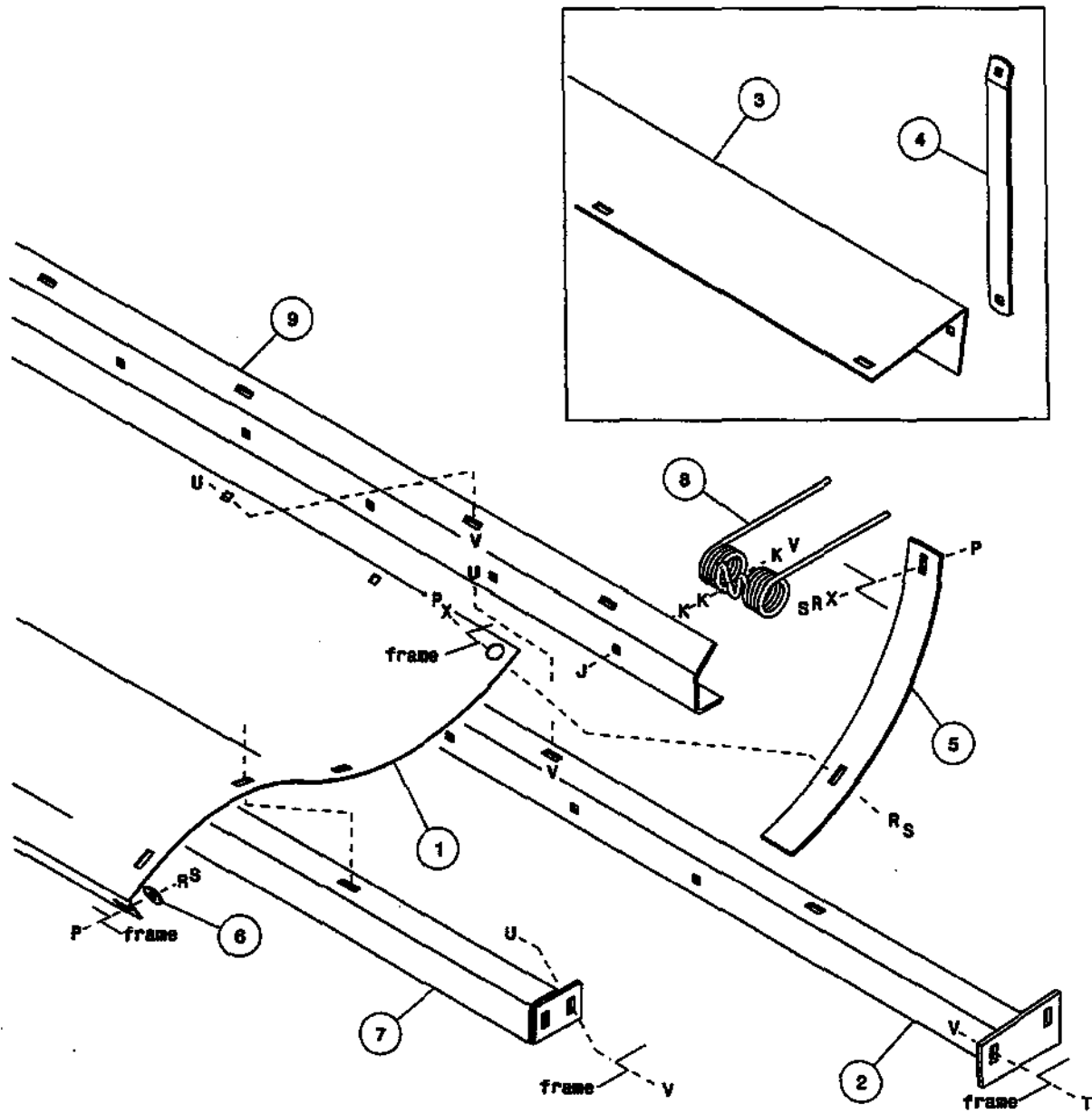
# MAIN FRAME, LIGHTS & SHIELDS



## MAIN FRAME, LIGHTS & SHIELDS

REF	PART NUMBER	DESCRIPTION	QTY	SERIAL NUMBER	
18	47194	PAD - R/H shoe (D/S Headers).....	1		
19	13747	PIN - "L".....	1		
20	13125	PIN - hair.....	4		
22	38798	SHIELD - L/H c/w decal & seal.....	1	-86399	
	47638	SHIELD - L/H c/w decal & seal.....	1	86400-	
	38875	SHIELD - R/H c/w decal & seal (D/S only, for 910 Header see p.25C).....	1		
23	38894	LATCH - rubber (Qty. 2 for D/S Headers).....	1		
24	25062	SEAL - sponge (Qty. 2 for D/S Headers).....	1		
25	47174	SHIELD - left sickle drive c/w decals.....	1		
	47175	SHIELD - right sickle drive c/w decals (D/S Headers).....	1		
26	52031	TOOL - wrench / guard straightener.....	1	102200-	
27	34625	TOOL - wrench / guard straightener.....	1	-102199	
28	18605	PIN - cotter 1/8 x 1.0 inch.....	1		
31	34283	EXTENSION - pan - L/H (930 Grass Seed Headers).....	1		
	34284	EXTENSION - pan - R/H (930 Grass Seed Headers).....	1		
	52218	EXTENSION - pan (932 Grass Seed Headers).....	1		
34	34725	DEFLECTOR - crop, left (G/S Header).....	1		
	34726	DEFLECTOR - crop, right (G/S Header).....	1		
35	16539	LIGHT - amber.....	2		
36	34762	HARNESS - wiring - 12' Header (or SUB 47322 PLUS 47325 Harness Extension)....	1	-82885	
	34763	HARNESS - wiring - 14' Header (or SUB 47322 PLUS 47325 Harness Extension)....	1	-82885	
	34764	HARNESS - wiring - 16' Header (or SUB 47322 PLUS 47325 Harness Extension)....	1	-82885	
	47322	HARNESS - wiring - 12, 14, 16 & 18' Headers.....	1	82886-	
36A	31062	CONNECTOR KIT - 3 way (includes male & female plugs).....	1		
37	16661	FASTENER - plastic tie.....	A/R		
38	30542	CLIP - rubber - wiring harness retainer (qty. 7 for 910 Header).....	4		
39	20535	WASHER - flat.....	14		
42	34438	SUPPORT - L/H - sickle drive box (welded).....	1	-124499	
	115057	SUPPORT - L/H - sickle drive box (welded).....	1	124500-	
	34268	SUPPORT - R/H - sickle drive box (welded).....	1	-124499	
	115058	SUPPORT - R/H - sickle drive box (welded).....	1	124500-	
		NOTE: Also required for welded supports - 32927 Welding Jig - TO BE RETURNED			
43	34969	PANEL - center (welded).....	1		
45	33860	PROTECTOR - harness.....	2		
46	38672	GUARD - light.....	2		
47	39272	CLIP - insulated, 910 & 932 Headers only.....	A/R		
48	52217	PAN - auger, L/H - 12' 932 Header (welded).....	1		
	34454	PAN - auger, L/H - 12' 910/920/930 Header & 14' 932 Hdr. (welded).....	1		
	34455	PAN - auger, L/H - 14' 910/920/930 Header (welded).....	1		
	34456	PAN - auger, L/H - 16' Header (welded).....	1		
	52247	PAN - auger, L/H - 18' Header (welded).....	1		
49	34457	PAN - auger, R/H - 12' Header (welded).....	1		
	34458	PAN - auger, R/H - 14' Header (welded).....	1		
	34459	PAN - auger, R/H - 16' Header (welded).....	1		
	52248	PAN - auger, R/H - 18' Header (welded).....	1		
50	32891	BAR - guard mounting, repair piece, 1500 mm long (5 ft.) (welded).....	1		
51	103727	SUPPORT - pan extension, 932 Grass Seed Header.....	1		
A	21593	BOLT - hex head, 3/8 NC x 4 inch	M	21491	BOLT - hex head, 1/2 NC x 1 1/4 inch
B	18598	WASHER - flat, 13/32 I.D.	N	18638	WASHER - lock, 1/2 inch
C	18669	NUT - lock, 3/8 NC distorted thread	P	18591	NUT - hex, 1/2 NC
D	21863	BOLT - rnd hd, sht sq nk, 3/8 NC x 3/4"	Q	21472	BOLT - rnd hd, sq nk, 3/8 NC x 3/4"
E	21567	BOLT - hex head, 3/8 NC x 3/4 inch	R	19966	BOLT - rnd hd, sq nk, 3/8 NC x 1 1/4"
F	50197	BOLT - rnd hd, sq nk, 3/8 NC x 1 3/4"	S	19965	BOLT - rnd hd, sq nk, 3/8 NC x 1"
G	18590	NUT - hex, 3/8 NC	W	21282	BOLT - md hd, sq nk, 5/16 NC x 1"
H	21281	BOLT - md hd, sq nk 5/16 NC x 3/4"	X	18599	WASHER - flat, 17/32 ID
J	18636	WASHER - lock, 5/16 inch	Y	6771	NUT - hex, 1/2 NF
K	18589	NUT - hex, 5/16 NC	Z	30228	NUT - lock, flange, 3/8 NC dist thd
L	18597	WASHER - flat, 11/32 I.D.			

# FEED PAN

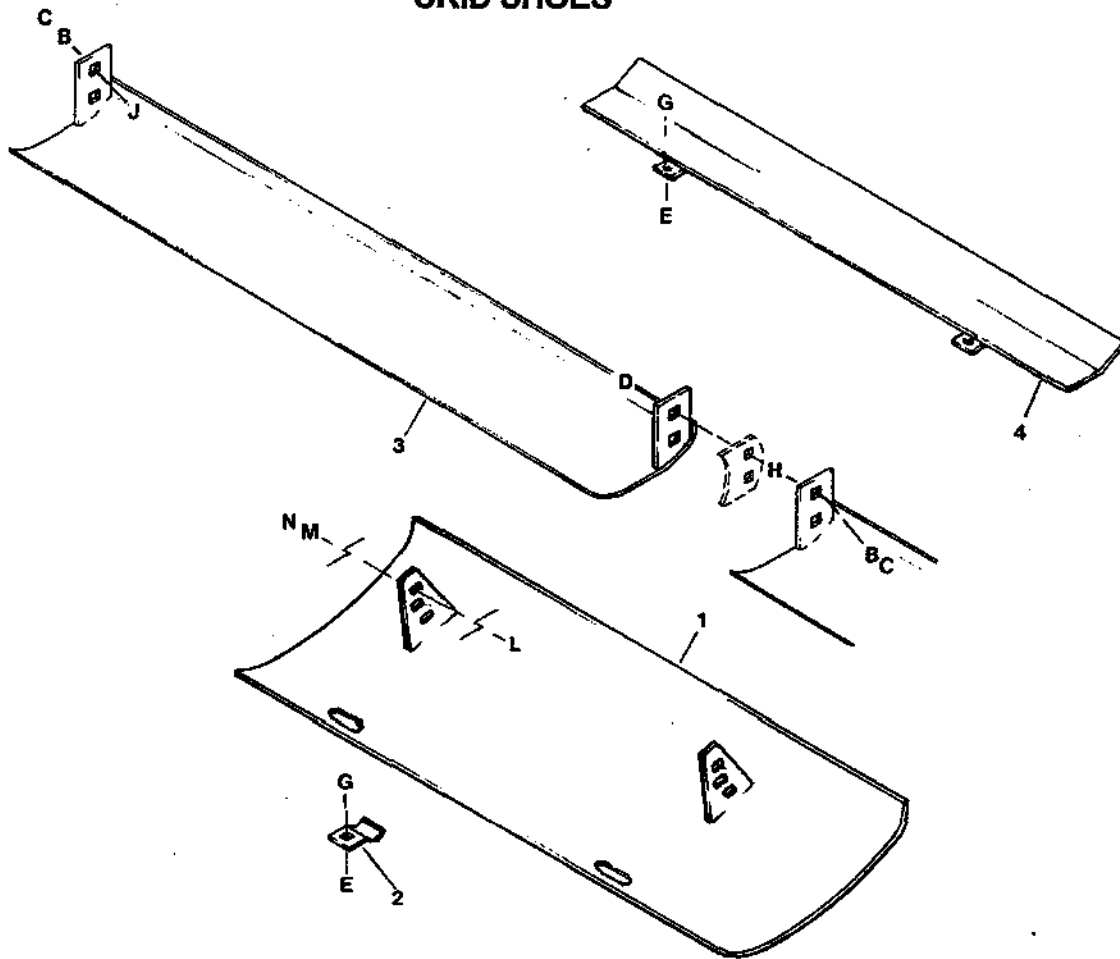




## FEED PAN

REF	PART NUMBER	DESCRIPTION	QTY	SERIAL NUMBER
1	38008	PAN - feed (one-piece design).....	1	-86399
	47611	PAN - feed, front (two-piece design).....	1	86400-102199
	47612	PAN - feed, front (two-piece design).....	1	102200-
2	47940	CHANNEL - cross, rear.....	1	86400-
3	47621	PAN - rear.....	1	86400-115999
4	47942	BAR - vertical support.....	2	86400-115999
5	34292	STRAP - support (for one-piece feed pan).....	2	- 86399
	47622	STRAP - support (for two-piece feed pan).....	2	86400-
6	20535	WASHER - flat.....	10	
7	52186	CHANNEL - cross, front.....	1	102200-
8	47681	FINGER - steel.....	7	
9	115080	CHANNEL - finger mounting (was 52265).....	1	116000-
J	19966	BOLT - round head, square neck, 3/8 NC x 1 1/4 inch		
K	18599	WASHER - flat, 17/32 inch I.D.		
P	21282	BOLT - round head, square neck, 5/16 NC x 1 inch		
R	18636	WASHER - lock, 5/16		
S	18589	NUT - hex, 5/16 NC		
T	19965	BOLT - round head, square neck, 3/8 NC x 1 inch		
U	21472	BOLT - round head, square neck, 3/8 NC x 3/4 inch		
V	30228	NUT - lock, smooth flange, 3/8 NC distorted thread		
X	REF	Hardware passes through stripper bars.		

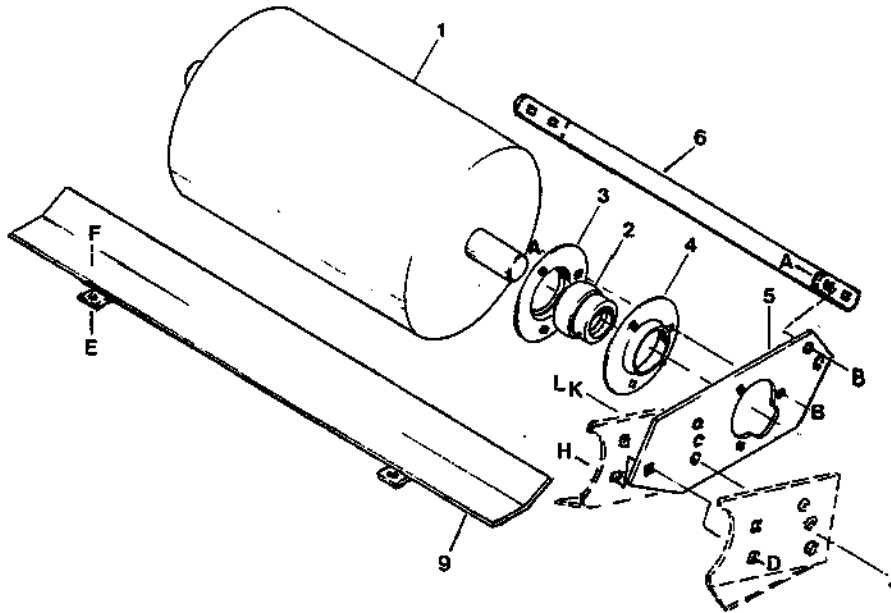
SKID SHOES



REF	PART NUMBER	DESCRIPTION	QTY	SERIAL NUMBER
1	47523	SHOE - L/H adjustable skid (for use without gauge rollers).....	1	
	47524	SHOE - R/H adjustable skid (for use without gauge rollers).....	1	
2	36627	BRACKET - retaining .....	4	
3	34834	SHOE - center skid - 12' 920/930 Headers & 18' 920.....	2	
	34835	SHOE - center skid - 14' 920/930 Headers.....	4	
	34836	SHOE - center skid - 16' 920/930 Headers & 18' 920 (qty. 2).....	4	
4	47202	SHOE - center skid .....	see note (1)	
B	18638	WASHER - lock, 1/2 inch		
C	18591	NUT - hex, 1/2 NC		
D	30515	BOLT - round head, square neck, 1/2 NC x 1 3/4 inch		
E	21468	BOLT - rd. hd., sq. nk. 7/16 NC x 1 3/4 - standard guards		
	21665	BOLT - rd. hd., sq. nk. 7/16 NC x 2 3/4 thread full - stub guards		
G	18654	NUT - hex, 7/16 NC		
H	18599	WASHER - flat 17/32 inch I.D. (if required)		
J	21471	BOLT - round head, square neck, 1/2 NC x 1 1/4 inch		
L	21582	BOLT - hex head, 5/8 NC x 1 3/4 inch		
M	18639	WASHER - lock, 5/8 inch		
N	18592	NUT - hex, 5/8 NC		

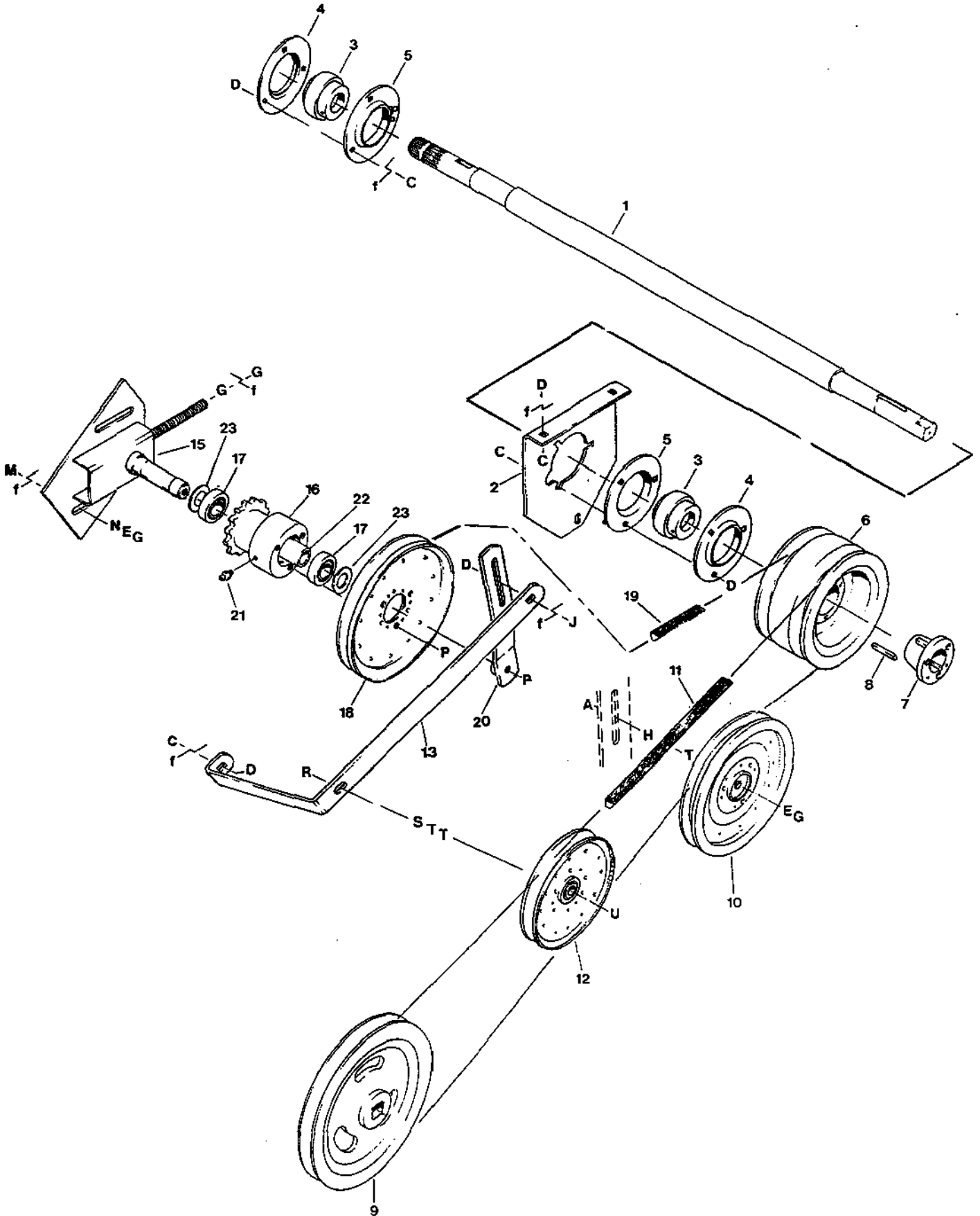
NOTES: 1. 932 Header: Quantities - 12 ft. header = 2, 14 ft. header = 3  
 910 Header: Item 4 may be installed as a field attachment for full-length cutterbar protection.  
 Quantities: 12 ft. header = 2, 14 ft. header = 3

## GAUGE ROLLERS



REF	PART NUMBER	DESCRIPTION	QTY	SERIAL NUMBER
1	34566	ROLLER - gauge	2	
2	21859	BEARING - c/w lock collar	4	
3	30601	FLANGE - bearing	4	
4	21860	FLANGE - c/w lube fitting	4	
5	47198	BRACKET	4	
6	47199	BAR	2	
9	47202	SHOE	2	
A	19965	BOLT - round head, square neck, 3/8 NC x 1 inch		
B	30228	NUT - lock, smooth flange, 3/8 NC distorted thread		
D	30515	BOLT - round head, square neck, 1/2 NC x 1 3/4 inch		
E	21468	BOLT - round head, square neck, 7/16 NC x 1 3/4 inch - Standard Guard		
	21665	BOLT - round head, square neck, 7/16 NC x 2 3/4 inch thread full length - Stub Guard		
F	18654	NUT - hex, 7/16 NC		
H	18697	NUT - lock, 1/2 NC distorted thread		
J	21582	BOLT - hex head, 5/8 NC x 1 3/4 inch		
K	18639	WASHER - lock, 5/8 inch		
L	18592	NUT - hex, 5/8 NC		

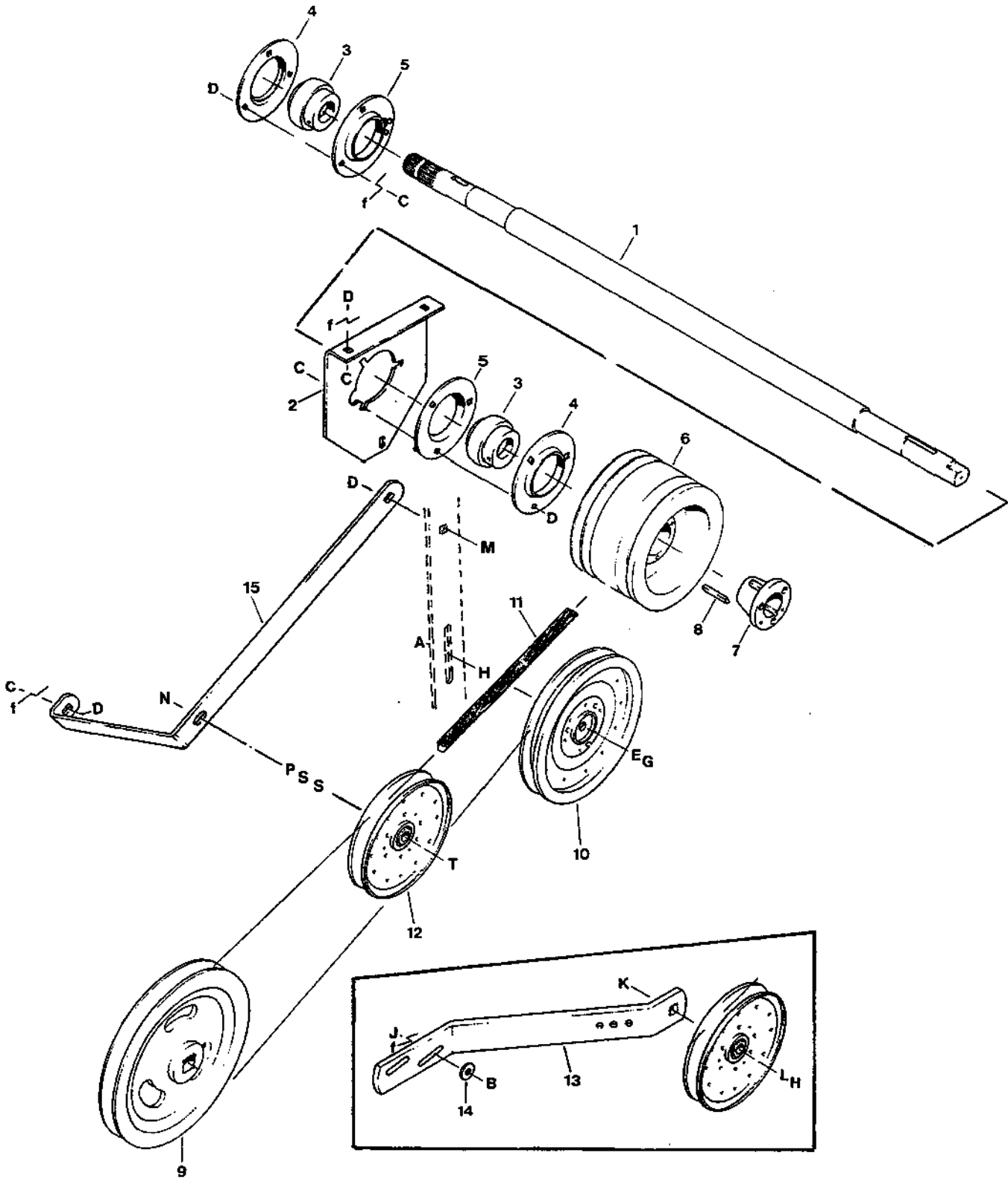
### 910 Auger Header DRIVES GROUP



**910 Auger Header  
DRIVES GROUP**

REF	PART NUMBER	DESCRIPTION	QTY	SERIAL NUMBER
1	43279	SHAFT - driveline to left end, 12 ft. header.....	1	
	43280	SHAFT - driveline to left end, 14 ft. header.....	1	
2	47275	SUPPORT - left.....	1	
3	21936	BEARING - ball.....	2	
4	30602	FLANGE - bearing.....	2	
5	21938	FLANGE - bearing, with lube fitting.....	2	
6	47330	PULLEY - auger and sickle drive.....	1	
7	21934	BUSHING - split taper.....	1	
8	17194	KEY - 5/16 square x 2 inch.....	1	
9	REF	PULLEY - wobble box, see "Sickle Drive Group", pages 14,15.....	1	
10	21862	PULLEY - flat idler.....	1	
11	REF	BELT - sickle drive, see "Sickle Drive Group", pages 14,15.....	1	
12	21054	PULLEY - "V" idler.....	1	
13	47388	BAR - idler support.....	1	
15	47337	SUPPORT - auger drive.....	1	
16	47326	SPROCKET - auger drive.....	1	
17	21062	BEARING - ball.....	2	
18	47328	PULLEY - auger drive, standard (210 rpm auger speed).....	1	
	41886	PULLEY - auger drive, optional (186 rpm auger speed/63 rpm reel speed)		
19	36012	BELT - auger drive.....	1	
20	47450	ARM - mounting, auger drive.....	1	
21	18671	FITTING - lube.....	1	
22	47329	SPACER - bearing.....	1	
23	47331	WASHER - flat.....	2	
A	30027	BOLT - round head, square neck, 1/2 NC x 2-1/4 inch		
C	19965	BOLT - round head, square neck, 3/8 NC x 1 inch		
D	30228	NUT - lock, smooth flange, 3/8 NC distorted thread		
E	18638	WASHER - lock, 1/2 inch		
G	18591	NUT - hex, 1/2 NC		
H	18592	NUT - hex, 5/8 NC (spacer)		
J	19966	BOLT - round head, square neck, 3/8 NC x 1 1/4 inch		
M	21471	BOLT - round head, square neck, 1/2 NC x 1 1/4 inch		
N	18599	WASHER - flat, 17/32 inch I.D.		
P	21975	BOLT - flange head, 3/8 NC x 1 inch		
R	30922	BOLT - hex head, 5/8 NC x 2 3/4 inch		
S	18593	NUT - hex, 3/4 NC (spacer)		
T	18600	WASHER - flat, 21/32 inch I.D.		
U	18666	NUT - lock, 5/8 NC distorted thread		
~ f	REF	Indicates where hardware passes through frame member.		

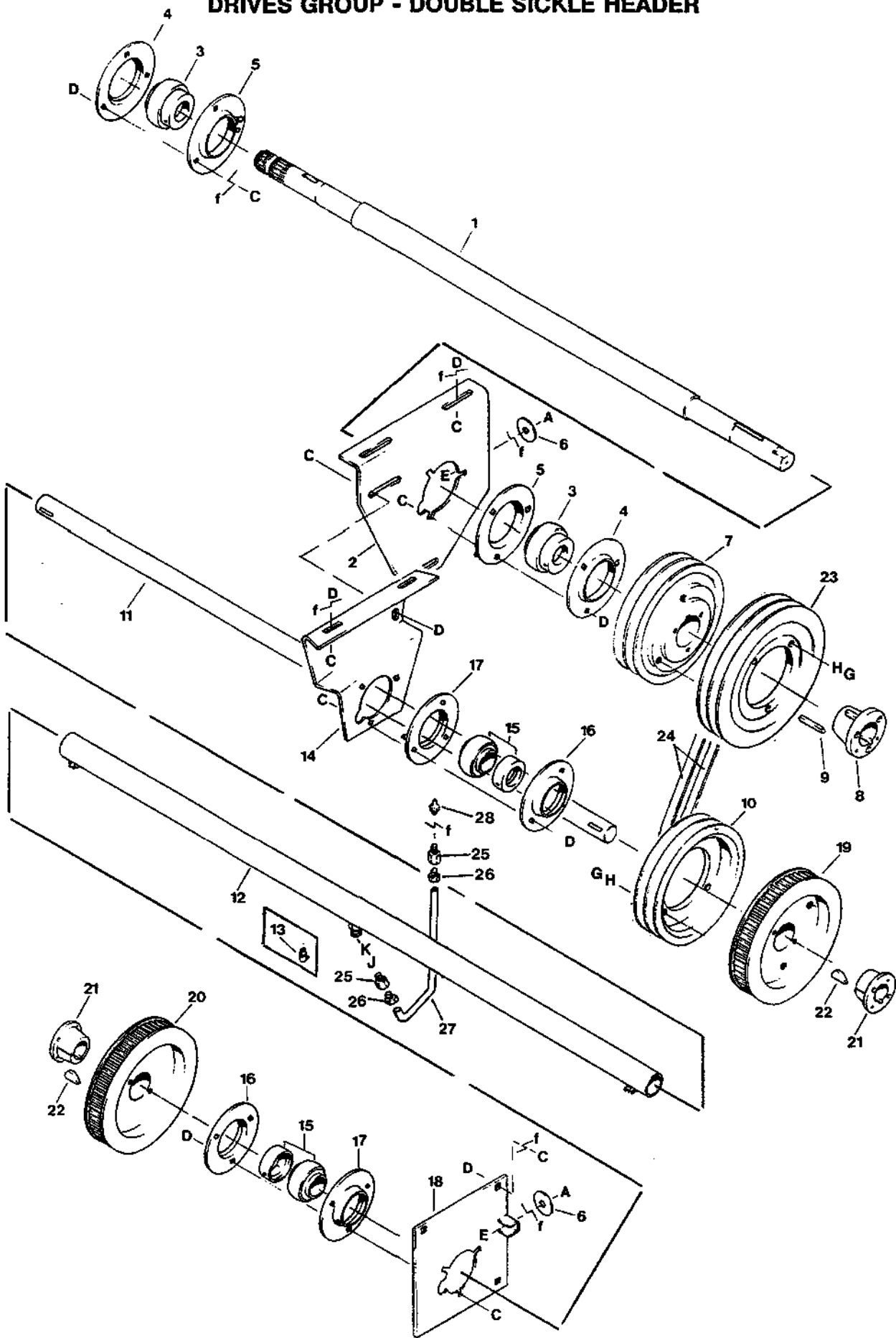
### DRIVES GROUP - 920 SINGLE SICKLE HEADER



### DRIVES GROUP - 920 SINGLE SICKLE HEADER

REF	PART NUMBER	DESCRIPTION	QTY	SERIAL NUMBER
1	43279	SHAFT - driveline to left end, 12 ft. header. . . . .	1	
	43280	SHAFT - driveline to left end, 14 ft. header . . . . .	1	
2	47275	SUPPORT - left . . . . .	1	
3	21936	BEARING - ball . . . . .	2	
4	30602	FLANGE - bearing . . . . .	2	
5	21938	FLANGE - bearing, with lube fitting . . . . .	2	
6	38731	PULLEY - auger and sickle drive . . . . .	1	
7	21934	BUSHING - split taper . . . . .	1	
8	17194	KEY - 5/16 square x 2 inch . . . . .	1	
9	REF	PULLEY - wobble box, see "Sickle Drive Group" . . . . .	1	
10	21862	PULLEY - flat idler . . . . .	1	
11	REF	BELT - sickle drive, see "Sickle Drive Group" . . . . .	1	
12	21054	PULLEY - "V" idler . . . . .	1	
13	34600	BAR - idler support . . . . .	1	-86399
14	20535	WASHER - flat . . . . .	2	-86399
15	47388	BAR - idler support . . . . .	1	86400-
A	30027	BOLT - round head, square neck, 1/2 NC x 2 1/4 inch		
B	18669	NUT - lock, 3/8 NC distorted thread		
C	21863	BOLT - round head, square neck, 3/8 NC x 3/4 inch		
D	30228	NUT - lock, smooth flange, 3/8 NC distorted thread		
E	18638	WASHER - lock, 1/2 inch		
G	18591	NUT - hex, 1/2 NC		
H	18592	NUT - hex, 5/8 NC		
J	19966	BOLT - round head, square neck, 3/8 NC x 1 1/4 inch		
K	18524	BOLT - round head, square neck, 5/8 NC x 2 inch		
L	18639	WASHER - lock, 5/8 inch		
M	19965	BOLT - round head, square neck, 3/8 NC x 1 inch		
N	30922	BOLT - hex head, 5/8 NC x 2 3/4 inch		
P	18593	NUT - hex, 3/4 NC (spacer)		
S	18600	WASHER - flat, 21/32 inch I.D.		
T	18666	NUT - lock, 5/8 NC distorted thread		
~ f	REF	Indicates where hardware passes through frame member.		

DRIVES GROUP - DOUBLE SICKLE HEADER

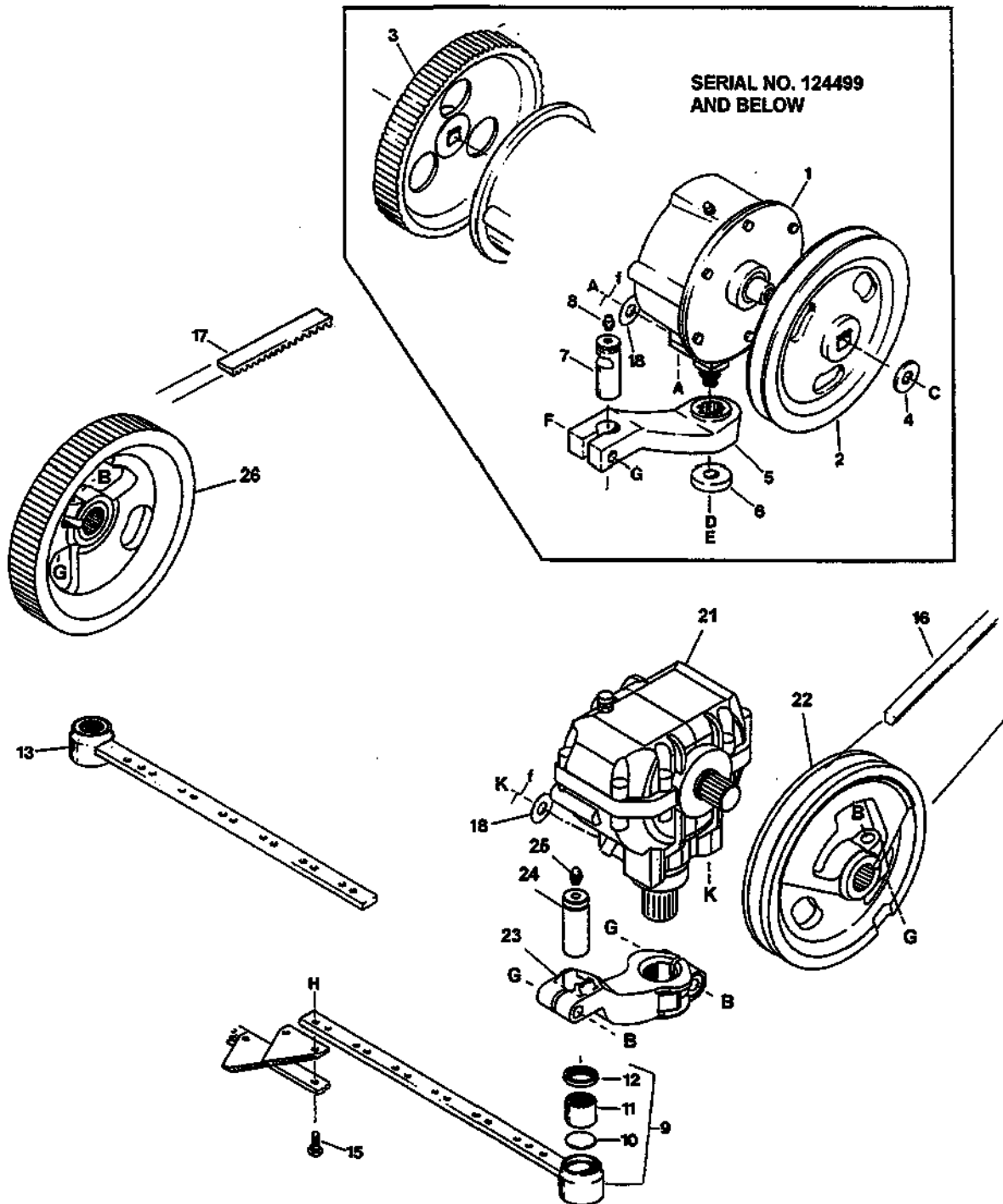




### DRIVES GROUP - DOUBLE SICKLE HEADER

REF	PART NUMBER	DESCRIPTION	QTY	SERIAL NUMBER
1	43279	SHAFT - driveline to left end, 12 ft. header.....	1	
	43280	SHAFT - driveline to left end, 14 ft. header.....	1	
	43281	SHAFT - driveline to left end, 16 ft. header.....	1	
	52277	SHAFT - driveline to left end, 18 ft. header.....	1	
2	47588	SUPPORT - left.....	1	-86399
	47605	SUPPORT - left.....	1	86400-
3	21936	BEARING - ball.....	2	
4	30602	FLANGE - bearing.....	2	
5	21938	FLANGE - bearing, with lube fitting.....	2	
6	42592	WASHER - flat.....	2	
7	38553	PULLEY - auger gear drive.....	1	
8	21934	BUSHING - split taper.....	1	
9	17194	KEY - 5/16 square x 2 inch.....	1	
10	38550	PULLEY - sickle drive, 7.6 inch O.D. (195 mm).....	1	
11	38896	CROSS SHAFT - 12 ft. header.....	1	
	38897	CROSS SHAFT - 14 ft. header.....	1	
	38898	CROSS SHAFT - 16 ft. header.....	1	
	52278	CROSS SHAFT - 18 ft. header.....	1	
12	47073	TUBE.....	1	
13	21010	FITTING - lube, 90°, 1/4 NF.....	1	-86399
14	47084	SUPPORT - cross shaft, left.....	1	
15	21859	BEARING - ball.....	2	
16	30601	FLANGE - bearing.....	2	
17	30362	FLANGE - bearing, with lube fitting.....	2	
18	47589	SUPPORT - cross shaft, right.....	1	-86399
	47606	SUPPORT - cross shaft, right.....	1	86400-
19	38554	SPROCKET - HTD, sickle drive, left.....	1	
20	38548	SPROCKET - HTD, sickle drive, right.....	1	
21	21861	BUSHING - split taper.....	2	
22	13298	KEY - Woodruff.....	2	
23	38551	PULLEY - sickle drive, 8.6 inch O.D. (220 mm).....	1	
24	38735	BELTS - cross shaft drive, consists of matched pair.....	1	
25	50153	FITTING - male connector, 1/8 tube x 1/4 NF.....	2	86400-
26	50152	NUT - tube, 1/8 tube.....	2	86400-
27	47630	LINE - grease.....	1	86400-
28	18671	FITTING - lube, 1/4 NF.....	1	86400-
A	18759	BOLT - hex head, 3/8 NC x 3 1/2 inch, thread full length.....		-86399
	30528	BOLT - hex head, 1/2 NC x 3 1/2 inch, thread full length.....		86400-
C	19965	BOLT - round head, square neck, 3/8 NC x 1 inch		
D	30228	NUT - lock, smooth flange, 3/8 NC distorted thread		
E	18590	NUT - hex, 3/8 NC.....		-86399
	18591	NUT - hex, 1/2 NC.....		86400-
G	21264	BOLT - hex head, 3/8 NC x 1 1/4 inch		
H	18637	WASHER - lock, 3/8 inch		
J	18666	NUT - lock, 5/8 NC distorted thread		
K	18639	WASHER - flat, 5/8 inch I.D.		
L	21573	BOLT - hex head, 1/4 NC x 1 inch		
~ f	REF	Indicates where hardware passes through frame member.		

## SICKLE DRIVE GROUP



## SICKLE DRIVE GROUP

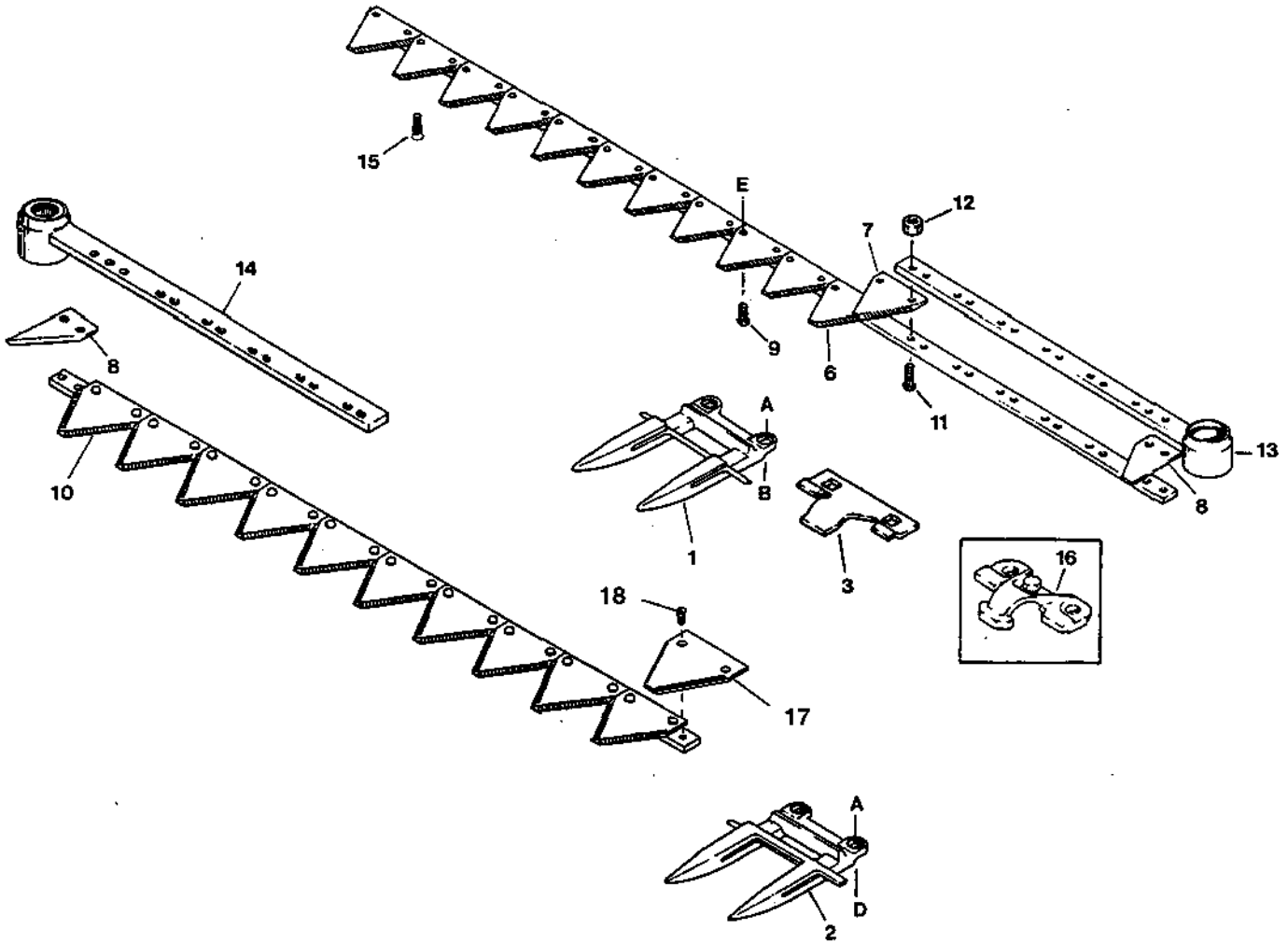
REF	PART NUMBER	DESCRIPTION	QTY	SERIAL NUMBER
NOTE: For pulleys, etc. not shown here, see "Drives Group: Single Sickle Header", (910 or 920), or "Drives Group: Double Sickle Header".				
1	REF	DRIVE BOX - sickle, see Page 21 .....	1*	-124499
2	21418	PULLEY - single sickle .....	1	-124499
3	33007	SPROCKET - timing, double sickle .....	2	-124499
4	21417	WASHER - flat .....	1*	-124499
5	33834	ARM - L/H drive .....	1	-124499
	30510	ARM - R/H drive, double sickle .....	1	-124499
6	REF	WASHER - flat, see Page 21 .....	1*	-124499
7	26321	PIN - sickle head .....	1*	-124499
8	21887	FITTING - lube, 1/8 NPT .....	1*	-124499
9	34388	HEAD ASS'Y - L/H, 910/920/930 Headers, incl. items 10-12 (see Note 1) ..	1	-124499
	115083	HEAD ASS'Y - L/H, 910/920/932 Headers, incl. items 10-12 .....	1	124500-
10	34389	PLUG - 910/920/930 Headers .....	1*	
11	30607	BEARING - needle .....	1*	
12	37930	SEAL - sickle head (install with lip facing outwards), 910/920/930 Hdr. (see Note 1) .....	1*	-124499
	113222	SEAL - sickle head (install with lip facing outwards), 910/920/932 Hdr .....	1*	124500-
13	34895	HEAD ASS'Y - R/H, 920/930 Double Sickle Hdrs, incl. items 10-12 (see Note 1) .....	1	-124499
	115084	HEAD ASS'Y - R/H, 920/932 Double Sickle Hdrs, incl. items 10-12 .....	1	124500-
15	30668	SCREW - ribbed neck, #12 NC x 1 inch .....	13*	
16	34400	BELT - drive, single sickle .....	1	
17	38926	BELT - timing, double sickle .....	2	
18	40008	WASHER - flat (use on front or rear side-mounting bolt for box alignment) .....	A/R	-124499
21	REF	DRIVE BOX - sickle, see Page 21B .....	1*	124500-
22	47832	PULLEY - driven, 910 Single Sickle Header .....	1	124500-
23	100421	ARM - output .....	1*	124500-
24	113229	PIN - sickle head .....	1*	124500-
25	21194	FITTING - lube, 90° .....	1*	124500-
26	47833	PULLEY - driven, 920/932 Double Sickle Headers .....	2	124500-
A	30861	BOLT - hex head, 5/8 NF x 2.0 inch, Grade 8		
B	21583	BOLT - hex head, 5/8 NC x 3.0 inch		
C	18689	NUT - lock, 3/4 NC distorted thread		
D	REF	NUT - slotted hex, see Page 21		
E	18648	PIN - cotter, 3/16 x 1 1/4 inch		
F	30922	BOLT - hex head, 5/8 NC x 2 3/4 inch		
G	18666	NUT - lock, 5/8 NC distorted thread		
H	30669	NUT - lock, #12 NC		
K	100233	BOLT - hex head, 5/8 NC x 1 1/2 inch		

~ f REF Indicates where hardware passes through frame member

### NOTES:

- \* For Double Sickle Headers, quantity is double amount shown.
- 1. Newer sickle heads 115083 / 115084 and seal 113222 may be used to replace 34388 / 34895 heads and 37930 seal, respectively. When making any of these substitutions, also order sickle head pin 115082.

# CUTTING COMPONENTS: STANDARD GUARDS



## CUTTING COMPONENTS: STANDARD GUARDS

REF	PART NUMBER	DESCRIPTION	QTY	SERIAL NUMBER
1	28014	SPECIAL GUARD - used first two positions at drive end..... see note (1)		
	28013	GUARD - standard, all except end guards..... see note (2)		
2	33114	GUARD - center, standard, double sickle.....	1	
3	28815	CLIP - hold-down..... see note (3)		
6	34181	SICKLE ASS'Y - serrated, less head - 12 ft. single sickle (see note 8).....	1	
	34182	SICKLE ASS'Y - serrated, less head - 14 ft. single sickle (see note 8).....	1	
	34211	SICKLE ASS'Y - serrated, L/H less head - 14 ft. D/S, Standard Guards.....	1	
	34212	SICKLE ASS'Y - serrated, L/H less head - 16 ft. D/S, Standard Guards.....	1	
	47788	SICKLE ASS'Y - serrated, L/H less head - 18 ft. D/S, Standard Guards.....	1	
7	34390	SECTION - sickle, over-serrated..... see note (4)		
8	34391	SECTION - end.....	2	
9	30696	SCREW - ribbed neck #12 NC x 5/8 inch..... see note (5)		
10	52234	SICKLE ASS'Y - serr., R/H less head - 14 ft. D/S, Std. Guards, (incl. 4 of item 17).....	1	
	34313	SICKLE ASS'Y - serr., R/H less head - 16 ft. D/S, Std. Guards, (incl. 4 of item 17).....	1	
	47793	SICKLE ASS'Y - serr., R/H less head - 18 ft. D/S, Std. Guards, (incl. 3 of item 17).....	1	
11-14	REF	SICKLE HEADS - and hardware - see "Sickle Drive Group"		
15	8639	RIVET - countersunk head, 0.208 x 5/8 inch (see note 6).....	4	-95450
	7258	RIVET - round head, 0.208 x 5/8 inch (see note 7).....	5	-95450
	50194	SCREW - csk. hd., ribbed nk. #12 NC x 19/32 inch (see notes 6 & 7).....	9	95451-
16	47130	GUIDE - adjustable sickle hold-down, with bolt (Optional).....	A/R	
	50119	BOLT - hex head, 3/8 NC x 3/4 inch stainless steel		
17	52210	SECTION - sickle, over-serrated, top countersink (qty. 3 for 18').....	4	
18	50199	SCREW - csk. hd, ribbed nk. #12 NC x 1/2 in. (for section 52210).....	7	
		(qty. 5 for 18')		
A	18654	NUT - hex, 7/16 NC		
B	8218	BOLT - round head, square neck, 7/16 NC x 1 1/2 inch (THRU GUARD & CLIP)		
D	21254	BOLT - round head, square neck, 7/16 NC x 2 inch, used at center guard (D/S) only		
E	30669	NUT - lock, #12 NC		

### NOTES:

(1) - Quantities: S/S = 2, D/S = 4

(2) - Quantities: 12'S/S = 23, 14'S/S = 27, 14'D/S = 24, 16'D/S = 28, 18' D/S = 31

(3) - Quantities: 12'S/S = 22, 14'S/S = 26, 14'D/S = 23, 16'D/S = 27, 18' D/S = 30

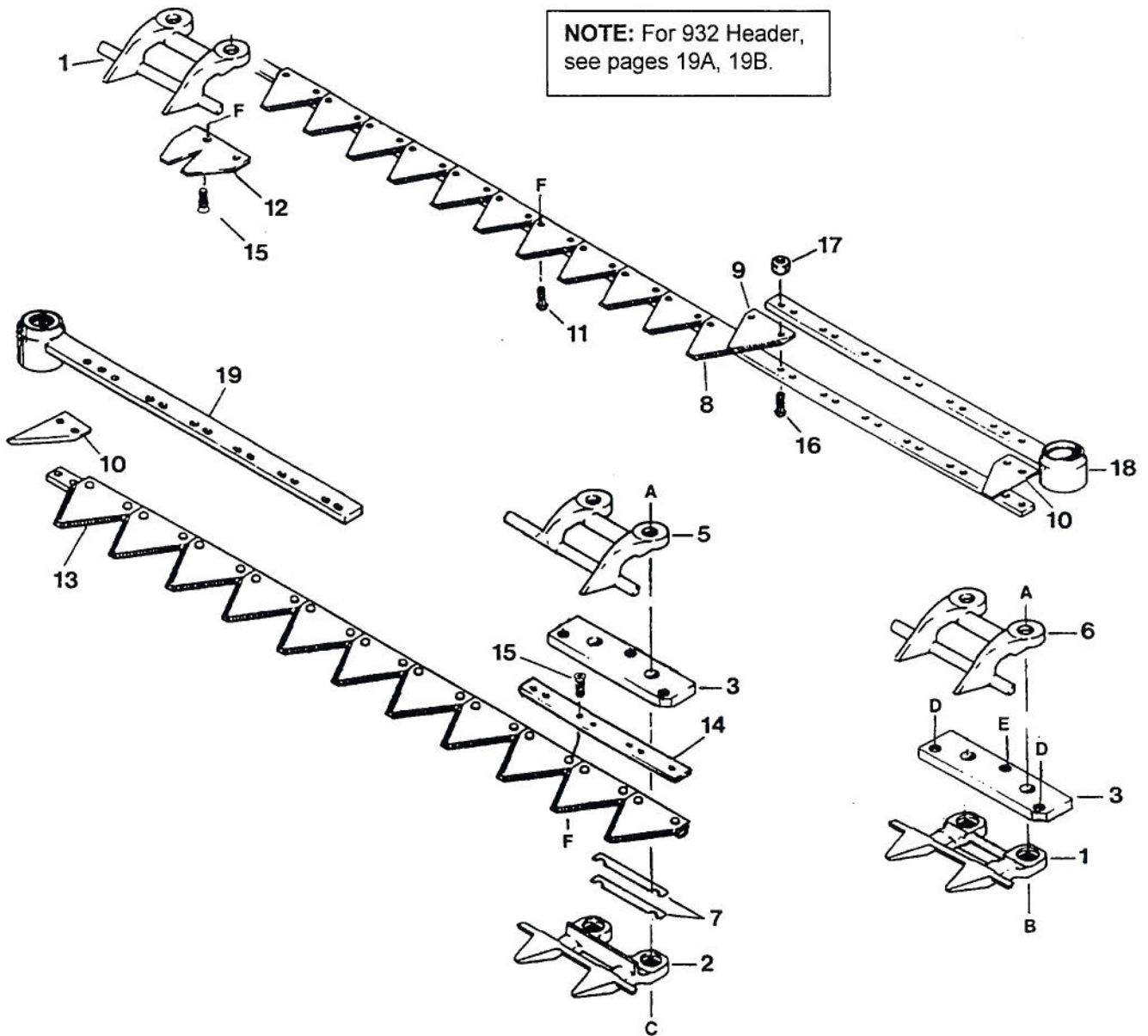
(4) - Quantities: 12'S/S = 49, 14'S/S = 57, 14'D/S = 58, 16'D/S = 66, 18' D/S = 72

(5) - Quantities: 12'S/S = 89, 14'S/S = 105, 14'D/S = 86, 16'D/S = 102, 18' D/S = 121

(6) - D/S ONLY: Four used at inboard end of left hand sickle.

(7) - D/S ONLY: Five used at inboard end of right hand sickle.

**910/920/930 Headers  
CUTTING COMPONENTS: STUB GUARDS**



**STUB GUARD CONVERSION KITS**

To convert headers with standard guards to stub guards, order the appropriate kit:

**KIT NO. HEADER SIZE AND TYPE**

B 2515	12' 910 Single Sickle
B 2516	14' 910 Single Sickle
B 2518	14' 920 Double Sickle
B 2519	16' 920 Double Sickle
B 2771	18' 920 Double Sickle

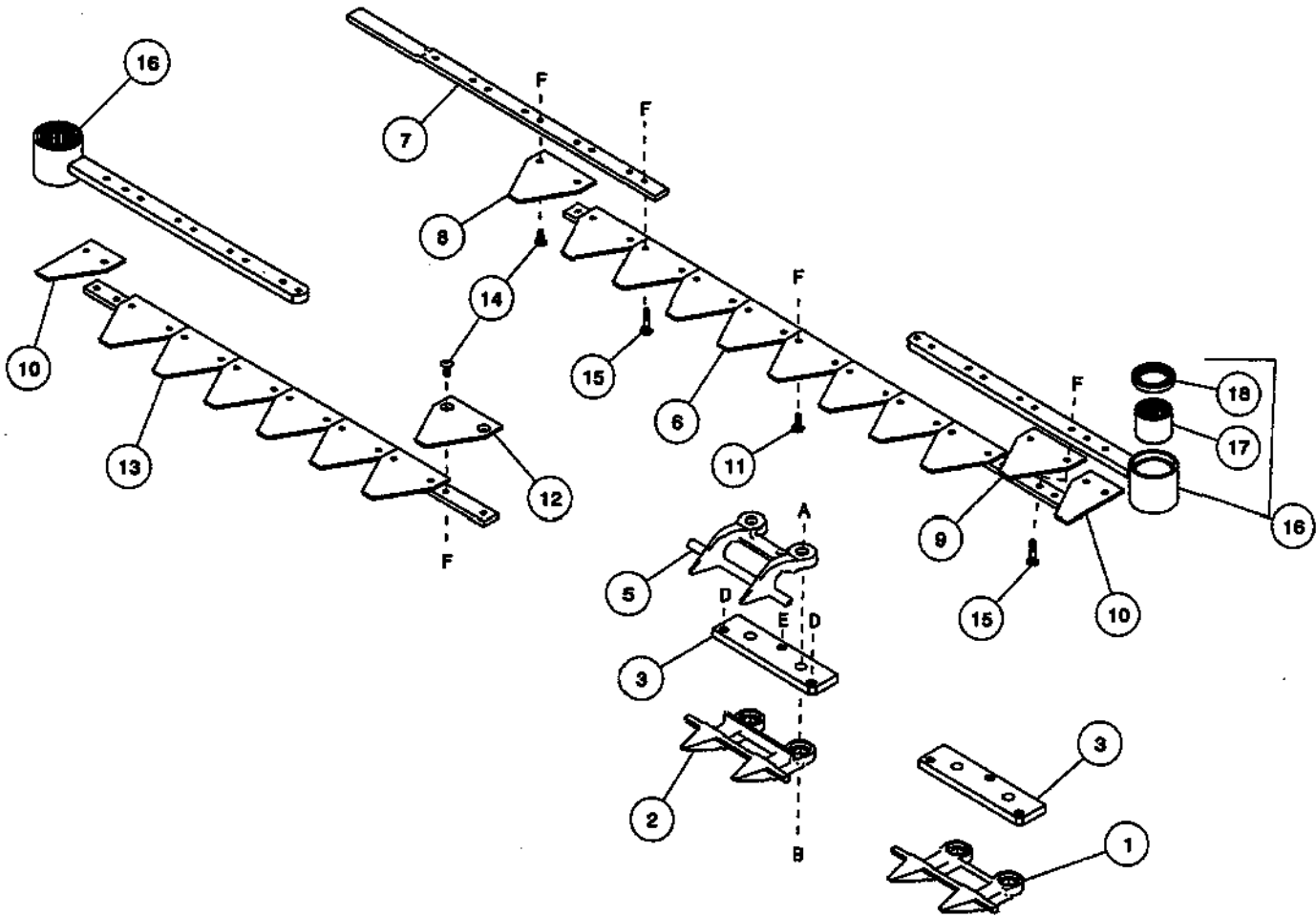
**910/920/930 Headers  
CUTTING COMPONENTS: STUB GUARDS**

REF	PART NUMBER	DESCRIPTION	QTY	SERIAL NUMBER
1	34975	SPECIAL END GUARD - no trash bar .....	see note (1)	
2	34974	GUARD - stub .....	see note (2)	
3	34980	BAR - adjuster .....	see note (4)	
5	23918	SPECIAL CENTER TOP GUIDE - one tip & extended bar .....	see note (5)	
6	34359	GUIDE - sickle .....	see note (6)	
7	34833	SHIM - used at center of D/S only (may not be required) .....	2	
8	34181	SICKLE ASS'Y - serrated, less head - 12 ft. S/S (see page 17, note 8) .....	1	
	34182	SICKLE ASS'Y - serrated, less head - 14 ft. S/S (see page 17, note 8) .....	1	
	34328	SICKLE ASS'Y - serrated, L/H less head - 12 ft. D/S, Stub Guards .....	1	
	34329	SICKLE ASS'Y - serrated, L/H less head - 14 ft. D/S, Stub Guards .....	1	
	34330	SICKLE ASS'Y - serrated, L/H less head - 16 ft. D/S, Stub Guards .....	1	
L/H Standard Guard Sickles (see p.17) may be converted to L/H Stub Guard Sickles by removing the last two inboard (center of header) sections, adding one inverted end section, item 12, and adding 58 mm (2-9/32") to the inboard end of the sickle back.				
9	34390	SECTION - sickle, over-serrated .....	see note (7)	
10	34391	SECTION - end .....	2	
11	30696	SCREW - ribbed neck, #12 NC x 5/8 inch .....	see note (8)	
12	34893	SECTION - end, used at R/H end of L/H sickle, Stub Guard D/S only .....	1	
13	34674	SICKLE ASS'Y - serrated, R/H less head - 12 ft. D/S, Stub Guards .....	1	
	34678	SICKLE ASS'Y - serrated, R/H less head - 14 ft. D/S, Stub Guards .....	1	
	34679	SICKLE ASS'Y - serrated, R/H less head - 16 ft. D/S, Stub Guards .....	1	
R/H Standard Guard Sickles (see p.17) may be converted to R/H Stub Guard Sickles by adding item 14, 34968 Spacer Bar to top of sickle at inboard end.				
14	34968	BAR - spacer, install on top of left end of R/H sickle ass'y. (item 13) Stub Guard Double Sickle only .....	1	
15	8639	RIVET - countersunk head, 0.208 x 5/8 inch .....	9	-95450
	50194	SCREW - countersunk head, ribbed neck, #12 NC x 19/32 inch .....	9	95451-
16-19	REF	SICKLE HEADS - and hardware - See "Sickle Drive Group"		
A	18654	NUT - hex, 7/16 NC		
B	30862	BOLT - round head, square neck, 7/16 NC x 2 1/2 inch (thru guard & guide)		
	21665	BOLT - round head, square neck, 7/16 NC x 2 3/4 inch (thru guard, guide & shoe bracket)		
C	30866	BOLT - round head, square neck, 7/16 NC x 3 inch (used at center of 920 double sickle headers)		
D	50119	BOLT - hex head, 3/8 NC x 3/4 inch, stainless steel (except inboard end of L/H sickle, use 50120, 3/8 x 1")		
E	50120	BOLT - hex head, 3/8 NC x 1 inch, stainless steel		
F	30669	NUT - lock, #12 NC		

**NOTES:**

- (1) - Quantities: S/S = 2 (used first two positions at left end)  
D/S = 5 (used first two positions at both ends and one inverted at top center, immediately left of center top guide, item 5)
- (2) - Quantities: 12'S/S = 23, 14'S/S = 27, 12'D/S = 21, 14'D/S = 25, 16'D/S = 29, 18' D/S = 32 - Used all positions except as noted at (1).
- (4) - Quantities: 12' = 25, 14' = 29, 16' = 33, 18' = 36
- (5) - Quantity = 1 (used at overlapped portion of cutterbar at center of D/S headers only)
- (6) - Quantities: 12'S/S = 25, 14'S/S = 29, 12'D/S = 23, 14'D/S = 27, 16'D/S = 31, 18' D/S = 34
- (7) - Quantities: 12'S/S = 49, 14'S/S = 57, 12'D/S = 48, 14'D/S = 56, 16'D/S = 64
- (8) - Quantities: 12'S/S = 89, 14'S/S = 105, 12'D/S = 67, 14'D/S = 83, 16'D/S = 99

**932 Grass Seed Special Header  
CUTTING COMPONENTS**



**NOTE:** For sickle heads for 932 Header with Serial Number 124500 and above, see pages 14, 15.



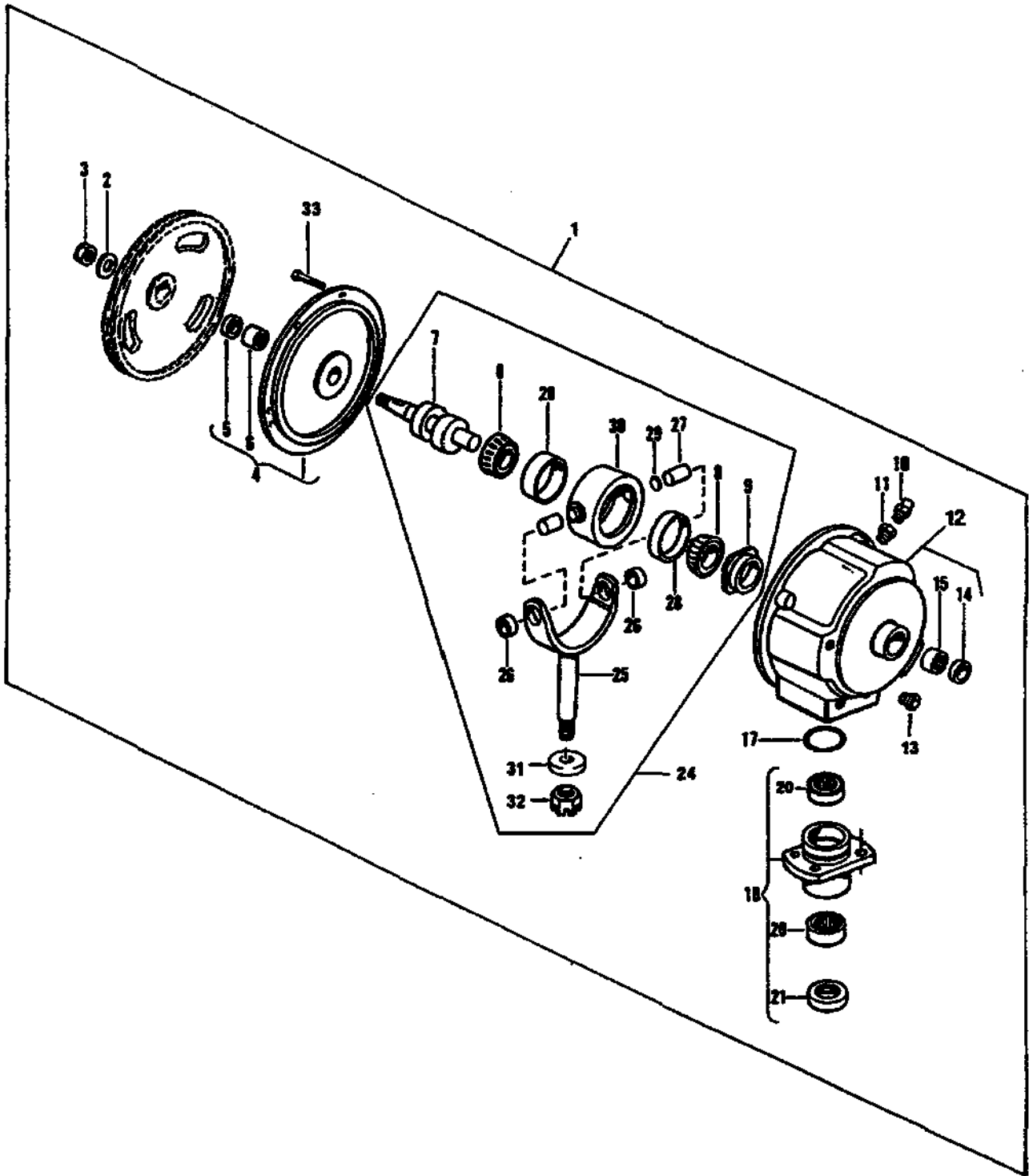
**932 Grass Seed Special Header  
CUTTING COMPONENTS**

REF	PART NUMBER	DESCRIPTION	QTY	SERIAL NUMBER
1	34975	SPECIAL END GUARD - no trash bar, see note (1).....	4	
2	34974	GUARD - stub .....	see note (2)	
3	34980	BAR - adjuster .....	see note (3)	
5	34359	GUIDE - sickle.....	see note (3)	
6	52235	SICKLE ASS'Y - serrated, L/H less head - 12 ft. D/S (incl. items 7 & 8).....	1	
	52236	SICKLE ASS'Y - serrated, L/H less head - 14 ft. D/S (incl. items 7 & 8).....	1	
7	52206	GUIDE - top, L/H sickle.....	1	
8	52211	SECTION - sickle, over-serrated, bottom countersink.....	3	
9	34390	SECTION - sickle, over-serrated .....	see note (4)	
10	34391	SECTION - end.....	2	
11	30696	SCREW - ribbed neck, #12 NC x 5/8 inch .....	see note (5)	
12	52210	SECTION - sickle, over-serrated, top countersink.....	4	
13	52233	SICKLE ASS'Y - serrated, R/H less head - 12 ft. D/S, (incl. item 12) .....	1	
	52234	SICKLE ASS'Y - serrated, R/H less head - 14 ft. D/S, (incl. item 12) .....	1	
14	50199	SCREW - csk. head, ribbed neck, #12 NC x 1/2 inch (see note 6).....	12	
15	30668	SCREW - ribbed neck, #12 NC x 1 inch (see note 7).....	22	
16	100501	HEAD ASSEMBLY - sickle, includes items 17 and 18 (see note 8).....	2	-124499
17	100500	BEARING - needle .....	2	-124499
18	37930	SEAL - sickle head, install with lip facing outward (see note 8).....	2	-124499
A	18654	NUT - hex, 7/16 NC		
B	30862	BOLT - round head, square neck, 7/16 NC x 2 1/2 inch (thru guard & guide)		
	21665	BOLT - round head, square neck, 7/16 NC x 2 3/4 inch (thru guard, guide & shoe)		
D	50119	BOLT - hex head, 3/8 NC x 3/4 inch, stainless steel (except inboard end of L/H sickle, use 50120, 3/8 x 1 inch)		
E	50120	BOLT - hex head, 3/8 NC x 1 inch, stainless steel		
F	30669	NUT - lock, #12 NC.		

**NOTES:**

- (1) - Used first two positions both ends
- (2) - Quantities: 12'D/S = 21, 14'D/S = 25 - Used all positions except as noted at (1).
- (3) - Quantities: 12'D/S = 25, 14'D/S = 29
- (4) - Quantities: 12'D/S = 43, 14'D/S = 51
- (5) - Quantities: 12'D/S = 86, 14'D/S = 102
- (6) - 5 used at inboard end of L/H sickle, 7 used at inboard end of R/H sickle
- (7) - 9 used at each sickle head, 4 used connecting L/H sickle to top guide
- (8) - Newer sickle heads 115083 (L/H) / 115084 (R/H) and seal 113222 (see pages 14 & 15) may be used to replace 100501 head and 37930 seal. When making either of these substitutions, also order sickle head pin 115082.

### SICKLE DRIVE BOX Serial No. 124499 and Below



**SICKLE DRIVE BOX**  
**Serial No. 124499 and Below**

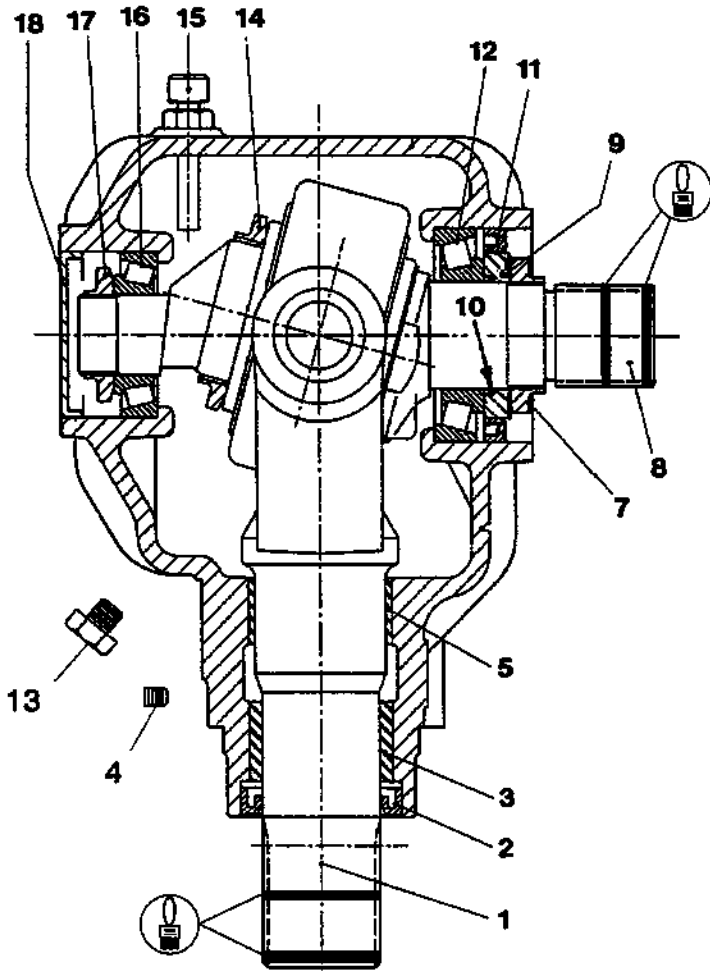
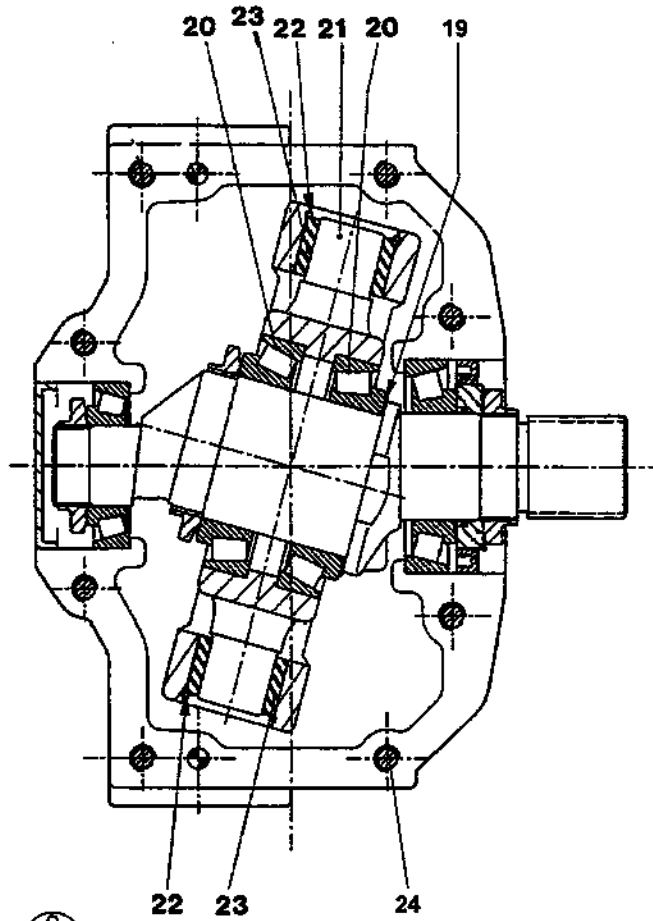
REF	PART NUMBER	DESCRIPTION	QTY	SERIAL NUMBER
1	26320	DRIVE - sickle, complete (with mounting hardware) (Qty 2 for D/S) .....1	1	see Note 1
		NOTE: Quantities shown are per assembly.		
2	21417	WASHER - flat, .78 I.D. x 1 5/8 O.D. X 1/8 inch thk. ....1	1	
3	18689	NUT - lock, 3/4 inch NC distorted thread .....1	1	
4	21421	COVER ASSEMBLY - includes items 5 & 6.....1	1	
5	30814	SEAL - oil .....1	1	
6	21420	BEARING - needle .....1	1	
7	21712	SHAFT - drive .....1	1	
8	21512	BEARING - cone .....2	2	
9	21424	NUT - stake, 1 15/16 - 20 hex spiral .....1	1	
10	21425	VALVE - relief.....1	1	
11	21024	FITTING - reducer bushing, 3/8 x 1/8 pipe thread .....1	1	
12	26319	HOUSING ASSEMBLY - includes items 14, 15 and mounting bolts.....1	1	
13	21151	PLUG - 3/8 NPT .....1	1	
14	30815	SEAL - oil .....1	1	
15	21513	BEARING - needle .....1	1	
17	21514	O-RING - 2 5/8 x 2 7/8 x 1/8 inch.....1	1	
18	26318	CAP ASSEMBLY - includes items 20 & 21 .....1	1	
20	21516	BEARING - needle .....2	2	
21	21517	SEAL - oil .....1	1	
24	50179	YOKE/HOUSING ASSEMBLY, includes items 25 - 32 (see Notes 1 & 2)....1	1	
	47988	YOKE/HOUSING ASSEMBLY, includes items 7 - 9 and 25 - 32.....1	1	
25	NSS	YOKE - output, with bushings (order item 24).....1	1	
26	NSS	BUSHING - bronze (order item 24).....2	2	
27	NSS	SPINDLE (order item 24) .....2	2	
28	21519	BEARING - cup .....2	2	
29	NSS	PLUG - nylon, 7/8 dia. x 1/64 inch thk. (order item 24).....2	2	
30	NSS	HOUSING - bearing (order item 24).....1	1	
31	21717	WASHER - flat, for 3/4 NC thread (see Note 1).....1	1	
	43981	WASHER - flat, for 7/8 NF thread (see Note 1) .....1	1	
32	5440	NUT - slotted hex, 3/4 NC (see Note 1) .....1	1	
	1166	NUT - slotted hex, 7/8 NF (see Note 1) .....1	1	
33	30269	BOLT - flange head, 5/16 NC x 1 inch .....6	6	
	NSS	Not Serviced Separately		

**NOTES:**

- Starting with 1996 production, a running change is taking place that increases yoke thread size from 3/4 NC to 7/8 NF.
- Starting in 1998, stock of 50179 will not be replenished, and will be superseded by 47988 when stock is depleted.

**SICKLE DRIVE BOX**  
Serial No. 124500 and Above

TOP VIEW →



← SIDE VIEW

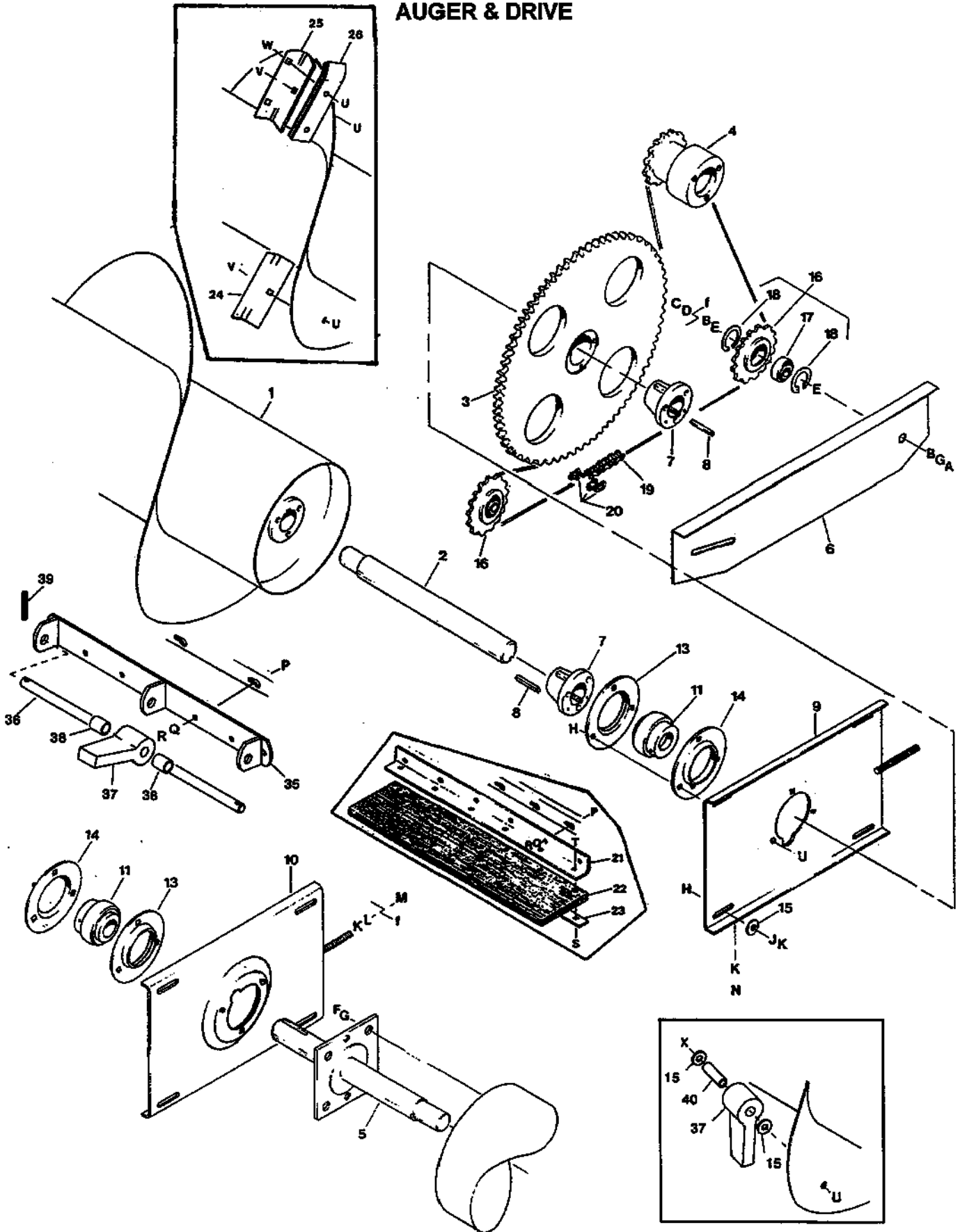
**SICKLE DRIVE BOX**  
**Serial No. 124500 and Above**

REF	PART NUMBER	DESCRIPTION	QTY	SERIAL NUMBER
	100532	DRIVE - sickle, complete .....	1	
1	100706	YOKE - output .....	1	
2	100707	SEAL - oil, output shaft .....	1	
3	100708	BUSHING - bronze.....	1	
4	103565	PLUG - hex socket.....	2	
5	100726	BUSHING - steel.....	1	
7	100709	NUT - special .....	1	
8	100710	SHAFT - input .....	1	
9	102629	SPACER - 60 mm O.D. ....	1	
10	100712	O-RING .....	1	
11	102630	SEAL - oil, input shaft, 60 mm I.D. ....	1	
12	100714	BEARING ASSEMBLY - cup & cone .....	1	
13	103096	PLUG - oil drain.....	2	
14	100715	NUT - lock, M55 x 2 .....	1	
15	100716	BREATHER PLUG - with dipstick .....	1	
16	100717	BEARING ASSEMBLY - cup & cone .....	1	
17	100718	NUT - lock, M30 x 1.5 .....	1	
18	100719	CAP - dust.....	1	
19	113152	SHIM - input shaft.....	1	
20	100720	BEARING ASSEMBLY - cup & cone .....	2	
21	100721	PIVOT .....	1	
22	100722	RING - retaining, internal .....	2	
23	100723	BUSHING - bronze.....	2	
24	113153	BOLT - socket head, M10 x 50 mm.....	8	



REF Apply Loctite 243 adhesive or equivalent to splines before assembly

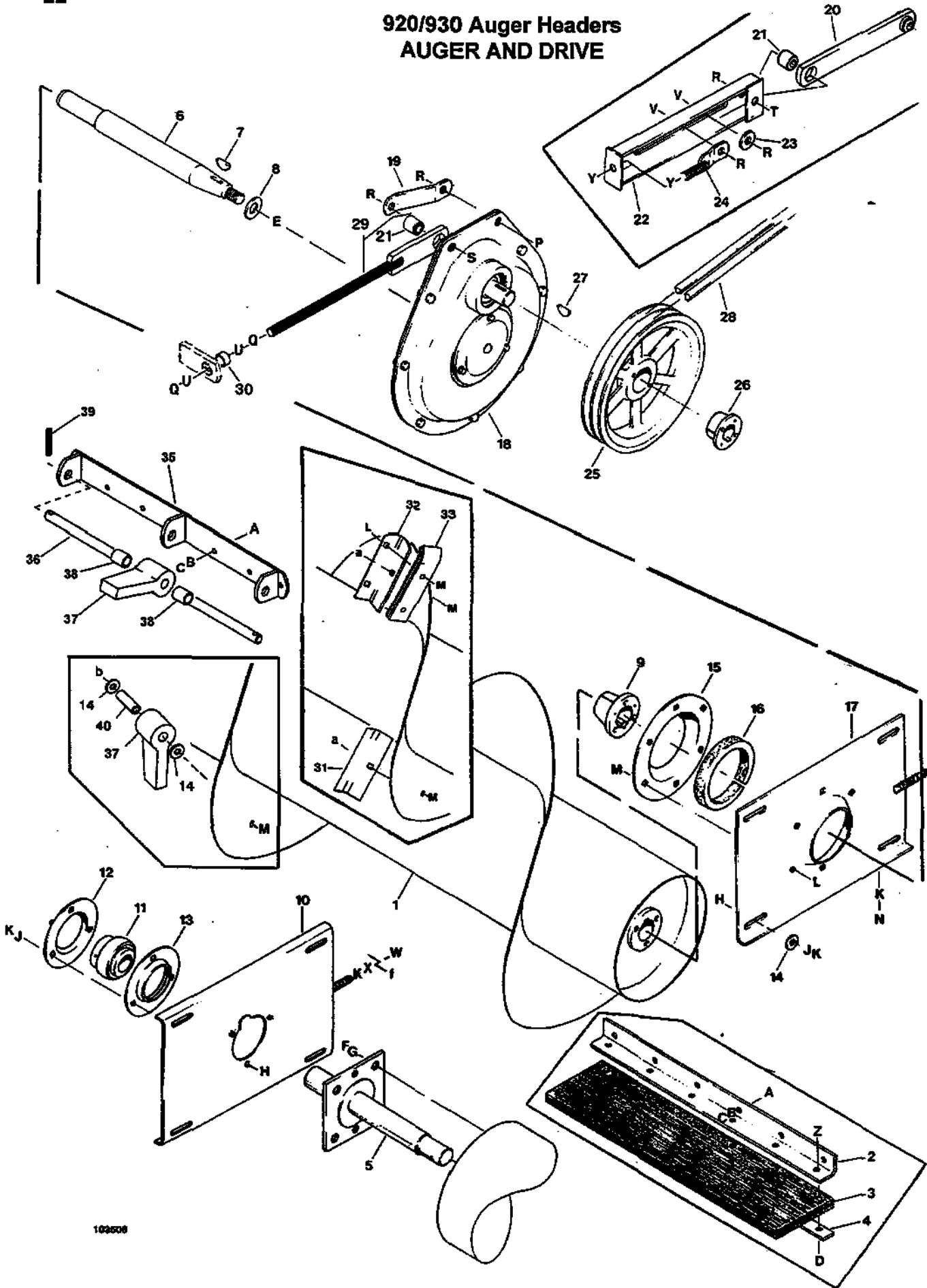
### 910 Auger Header AUGER & DRIVE



## 910 Auger Header AUGER & DRIVE

REF	PART NUMBER	DESCRIPTION	QTY	SERIAL NUMBER	
1	115170	AUGER - 12' Header (was 34680).....	1		
	115171	AUGER - 14' Header (was 34681).....	1		
	REF	See page 23 for auger fighting repair part numbers.			
2	34665	SHAFT - auger, L/H .....	1		
3	36796	SPROCKET - auger, driven .....	1		
4	REF	SPROCKET - drive, see "910 Auger Header - Drives Group", pg. 9A.....	1		
5	47444	SHAFT - auger, R/H.....	1		
6	47344	SHIELD - chain drive.....	1		
7	21934	BUSHING - taper lock.....	2		
8	17194	KEY - 5/16 square x 2 inch long.....	2		
9	34647	PLATE - L/H, auger mounting .....	1		
10	47440	PLATE - R/H, auger mounting .....	1		
11	21936	BEARING - with lock collar .....	2		
13	30602	FLANGE - bearing.....	2		
14	21938	FLANGE - bearing, with 45° lube fitting .....	2		
15	20535	WASHER - flat .....	8		
16	9333	SPROCKET ASSEMBLY - idler, includes items 17 & 18.....	2		
17	9213	BEARING - ball .....	2		
18	795	RING - retaining .....	4		
19	47327	CHAIN - roller, auger drive.....	1		
20	16659	LINK - connector .....	1		
21	34669	ANGLE - beater mounting.....	2	-102199	
22	34360	BEATER - rubber .....	2	-102199	
23	34670	STRIP - beater mounting .....	2	-102199	
24	47054	DEFLECTOR - square corners .....	6	102200-115999	
25	47055	DEFLECTOR - rounded top, L/H .....	1	102200-115999	
	47082	DEFLECTOR - rounded top, R/H.....	1	102200-115999	
26	47057	EXTENSION - rubber (optional).....	2	102200-115999	
35	103374	ANGLE - finger mounting .....	2	116000-124499	
	115144	ANGLE - finger mounting .....	4	124500-	
36	103378	ROD - finger mounting .....	2	116000-124499	
	115150	ROD - finger mounting .....	4	124500-	
37	103379	FINGER - rubber .....	24	116000-	
38	103377	SPACER .....	20	116000-	
39	18648	PIN - cotter, 3/16 x 1-1/4 inch .....	4	116000-124499	
	16681	PIN - roll, 5/16 x 2 inch .....	8	124500-	
40	103450	SPACER .....	2	116000-124499	
A	18592	NUT - hex, 5/8 NC	P	21282	BOLT - rnd hd, sq nk, 5/16 NC x 1"
B	18600	WASHER - flat, 21/32 inch I.D.	Q	18636	WASHER - lock, 5/16 inch
C	30829	BOLT - rnd hd, sq nk, 5/8 NC x 3 1/2"	R	18589	NUT - hex, 5/16 NC
D	18602	WASHER - flat, 15/16 inch I.D.	S	21473	BOLT - rnd hd, sq nk, 5/16 NC x 1 1/2"
E	18593	NUT - hex, 3/4 NC (spacer)	T	30280	NUT - lock, smth flng, 5/16 NC dist. thd
F	21594	BOLT - hex head, 5/8 NC x 1 1/2 inch	U	30228	NUT - lock, smth flng, 3/8 NC dist. thd
G	18639	WASHER - lock, 5/8 inch	V	21472	BOLT - rnd hd, sq nk, 3/8 NC x 3/4"
H	19965	BOLT - rnd hd, sq nk., 3/8 NC x 1 inch	W	19966	BOLT - rnd hd, sq nk, 3/8 NC x 1 1/2"
J	18637	WASHER - lock, 3/8 inch	X	21568	BOLT - hex head, 3/8 NC x 3 inch
K	18590	NUT - hex, 3/8 NC			
L	18598	WASHER - flat, 13/32 inch I.D.	~ f	REF	Indicates where hardware passes through frame member.
M	21452	NUT - serrated flange, 3/8 NC			
N	21262	BOLT - hex hd, 3/8 NC x 2 1/2", thread full length			

920/930 Auger Headers  
AUGER AND DRIVE

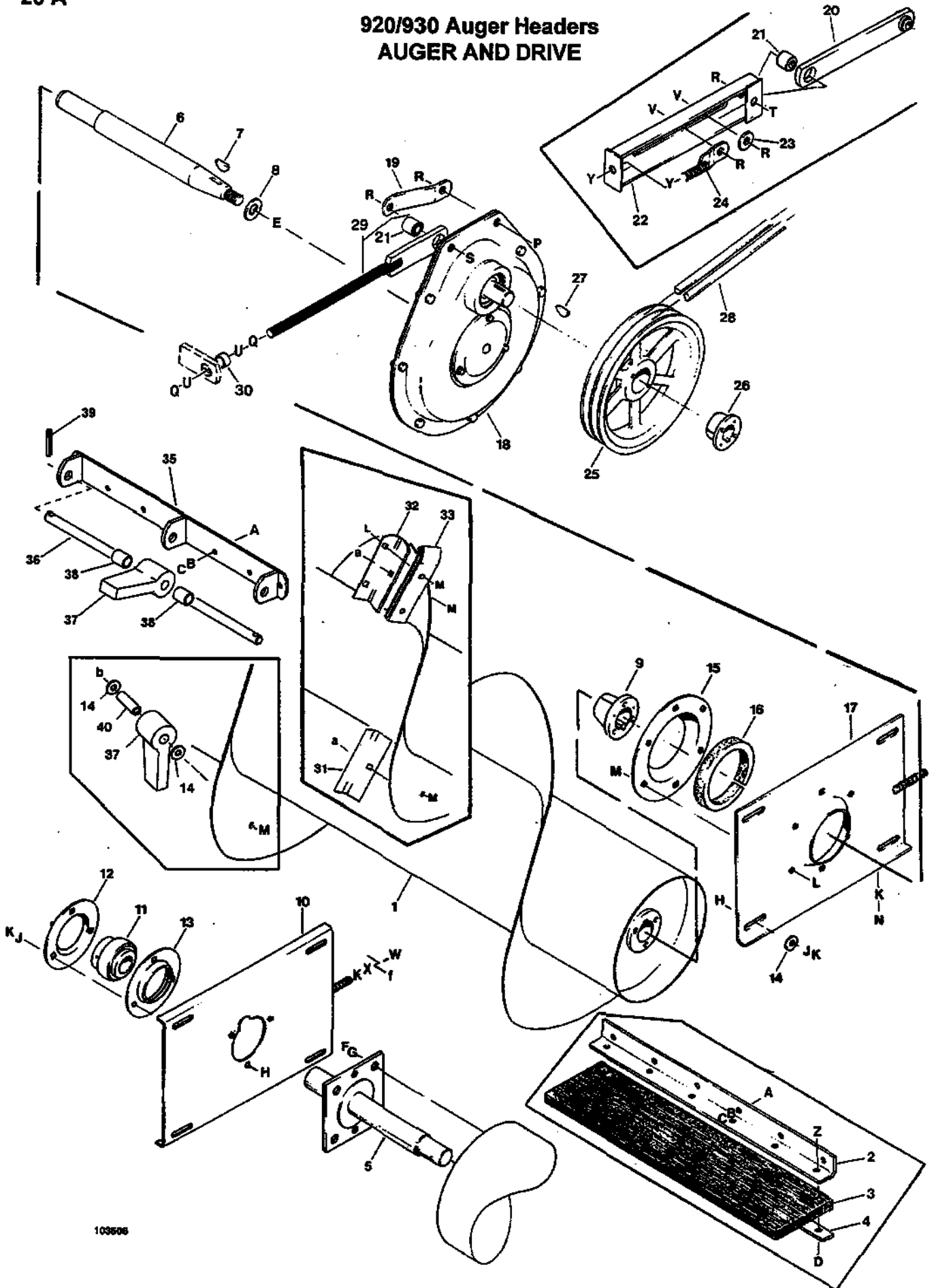




**920/930 Auger Headers  
AUGER & DRIVE**

REF	PART NUMBER	DESCRIPTION	QTY	SERIAL NUMBER
1	115170	AUGER - 12', Except G/S Header (was 34680).....	1	
	115171	AUGER - 14', Except G/S Header (was 34681).....	1	
	115172	AUGER - 16' Header (was 34682).....	1	
	115173	AUGER - 18' Header (was 52268).....	1	
	34960	AUGER - 12' 930 G/S Header.....	1	
	34961	AUGER - 14' 930 G/S Header.....	1	
	52222	AUGER - 12' 932 G/S Header.....	1	
	52223	AUGER - 14' 932 G/S Header.....	1	
	52271	AUGER FLIGHTING - left side repair piece		
	52272	AUGER FLIGHTING - right side repair piece		
2	34669	ANGLE (Not Required For G/S Header).....	2	-102199
3	34360	BEATER (Not Required For G/S Header).....	2	-102199
4	34670	STRIP (Not Required For G/S Header).....	2	-102199
5	34675	SHAFT - auger, R/H.....	1	
6	38874	SHAFT - auger, L/H.....	1	
7	11142	KEY - Woodruff.....	1	
8	21540	WASHER - flat, hardened.....	1	
9	30256	BUSHING - taper lock.....	1	
10	34647	PLATE - R/H, auger mounting.....	1	
11	21936	BEARING - with lock collar.....	1	
12	30603	FLANGE - bearing, with lube fitting.....	1	
13	30602	FLANGE - bearing.....	1	
14	20535	WASHER - flat.....	8	
15	38937	FLANGE - support.....	1	
16	38939	INSULATOR - rubber.....	1	
17	38938	PLATE - L/H, auger mounting.....	1	
18	REF	DRIVE - See "AUGER GEAR DRIVE", next page.....	1	
19	38861	BAR - drive mounting.....	1	
20	38862	BAR - with bushings (item 21), all except G/S Header.....	1	-102199
	38864	BAR - with bushings (item 21), G/S Header.....	1	-102199
21	21810	BUSHING - rubber (quantity 2 for serial no. 102199 and below).....	1	
22	38885	SUPPORT - drive.....	1	-102199
23	4761	WASHER - flat.....	1	-102199
24	38867	ROD - belt tension adjuster.....	1	-102199
25	38728	PULLEY - auger drive, all except G/S Header.....	1	
	38729	PULLEY - auger drive, G/S Header.....	1	
26	21861	BUSHING - taper lock.....	1	
27	13298	KEY - Woodruff.....	1	
28	8407	BELT - auger drive.....	2	
29	52064	BAR - with bushing (item 21).....	1	102200-
30	52068	SPACER - tube.....	1	102200-
31	47054	DEFLECTOR - square corners (not required for G/S Header).....	6	102200-115999
32	47055	DEFLECTOR - rounded top, L/H (not required for G/S Header).....	1	102200-115999
	47082	DEFLECTOR - rounded top, R/H (not required for G/S Header).....	1	102200-115999
33	47057	EXTENSION - rubber (optional) (not required for G/S Header).....	2	102200-115999
35	103374	ANGLE - finger mounting (not required for G/S Header).....	2	116000-124499
	115144	ANGLE - finger mounting (not required for G/S Header).....	4	124500-
36	103378	ROD - finger mounting (not required for G/S Header).....	2	116000-124499
	115150	ROD - finger mounting (not required for G/S Header).....	4	124500-
37	103379	FINGER - rubber (not required for G/S Header).....	24	116000-
38	103377	SPACER (not required for G/S Header).....	20	116000-

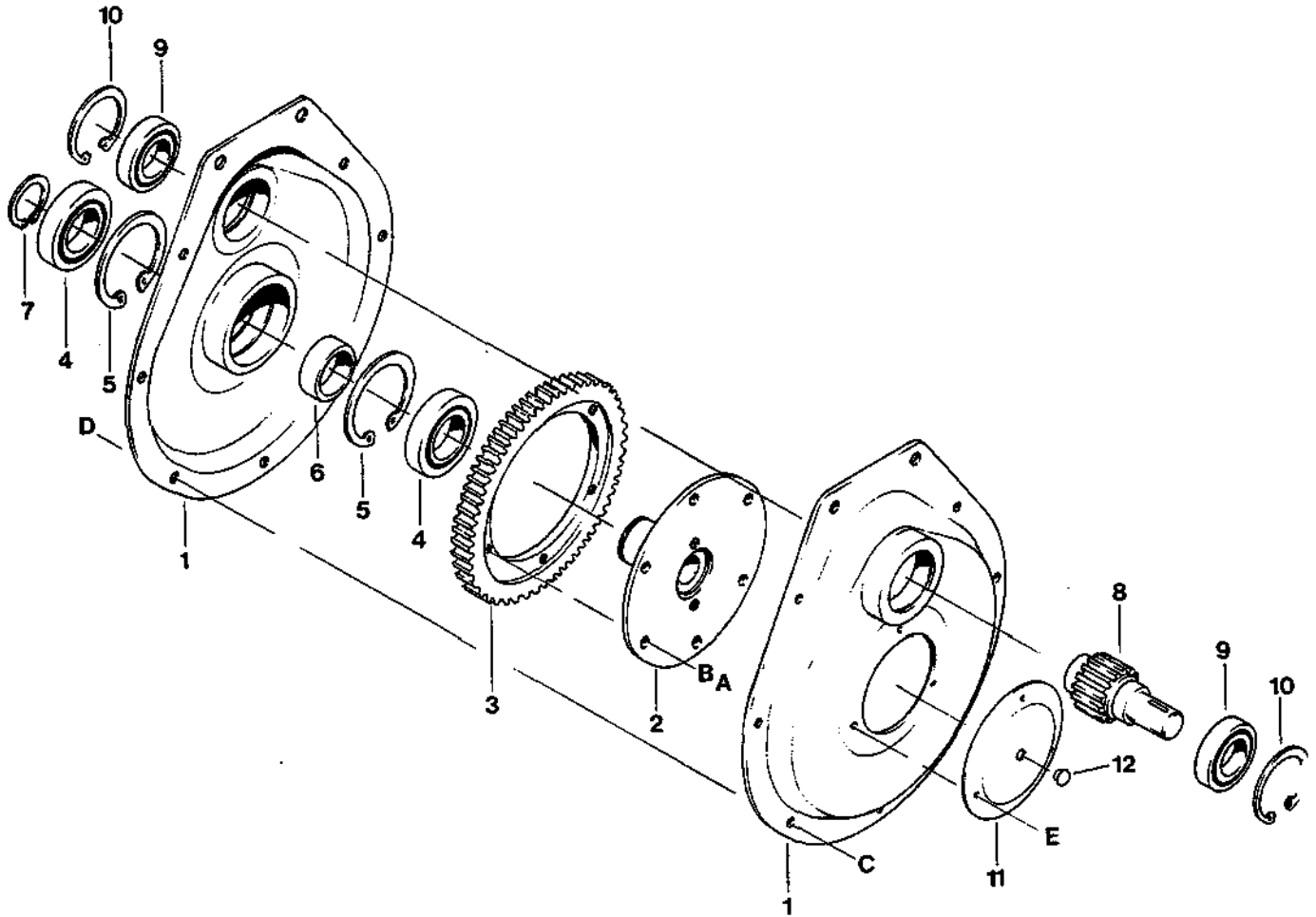
### 920/930 Auger Headers AUGER AND DRIVE



**920/930 Auger Headers  
AUGER AND DRIVE**

REF	PART NUMBER	DESCRIPTION	QTY	SERIAL NUMBER
39	18648	PIN - cotter, 3/16 x 1-1/4 inch (not required for G/S Header) .....	4	116000-124499
	16681	PIN - roll, 5/16 x 2 inch (not required for G/S Header) .....	8	124500-
40	103450	SPACER (not required for G/S Header).....	2	116000-124499
A	21282	BOLT - round head, square neck, 5/16 NC x 1 inch		
B	18636	WASHER - lock, 5/16 inch		
C	18589	NUT - hex, 5/16 NC		
D	21473	BOLT - round head, square neck, 5/16 NC x 1 1/4 inch		
E	18715	NUT - lock, 3/4 NF distorted thread		
F	21594	BOLT - hex head, 5/8 NC x 1 1/2 inch		
G	18639	WASHER - lock, 5/8 inch		
H	19965	BOLT - round head, square neck, 3/8 NC x 1 inch		
J	18637	WASHER - lock, 3/8 inch		
K	18590	NUT - hex, 3/8 NC		
L	19966	BOLT - round head, square neck, 3/8 NC x 1 1/4 inch		
M	30228	NUT - lock, smooth flange, 3/8 NC distorted thread		
N	21262	BOLT - hex head, 3/8 NC x 2 1/2 inch thread full length		
P	21491	BOLT - hex head, 1/2 NC x 1 1/4 inch		
Q	18592	NUT - hex, 5/8 NC		
R	18697	NUT - lock, 1/2 NC distorted thread		
S	21578	BOLT - hex head, 1/2 NC x 2 1/4 inch		
T	21576	BOLT - hex head, 1/2 NC x 2 inch		
U	18600	WASHER - flat, 21/32 inch ID		
V	21066	BOLT - round head, square neck, 1/2 NC x 1 inch		
W	21452	NUT - serrated flange, 3/8 NC		
X	18598	WASHER - flat, 13/32 inch i.D.		
Y	18591	NUT - hex, 1/2 NC		
Z	30280	NUT - lock, smooth flange, 5/16 NC distorted thread		
a	21472	BOLT - round head, square neck, 3/8 NC x 3/4 inch		
b	21568	BOLT - hex head, 3/8 NC x 3 inch		
~ f	REF	Indicates where hardware passes through frame member.		

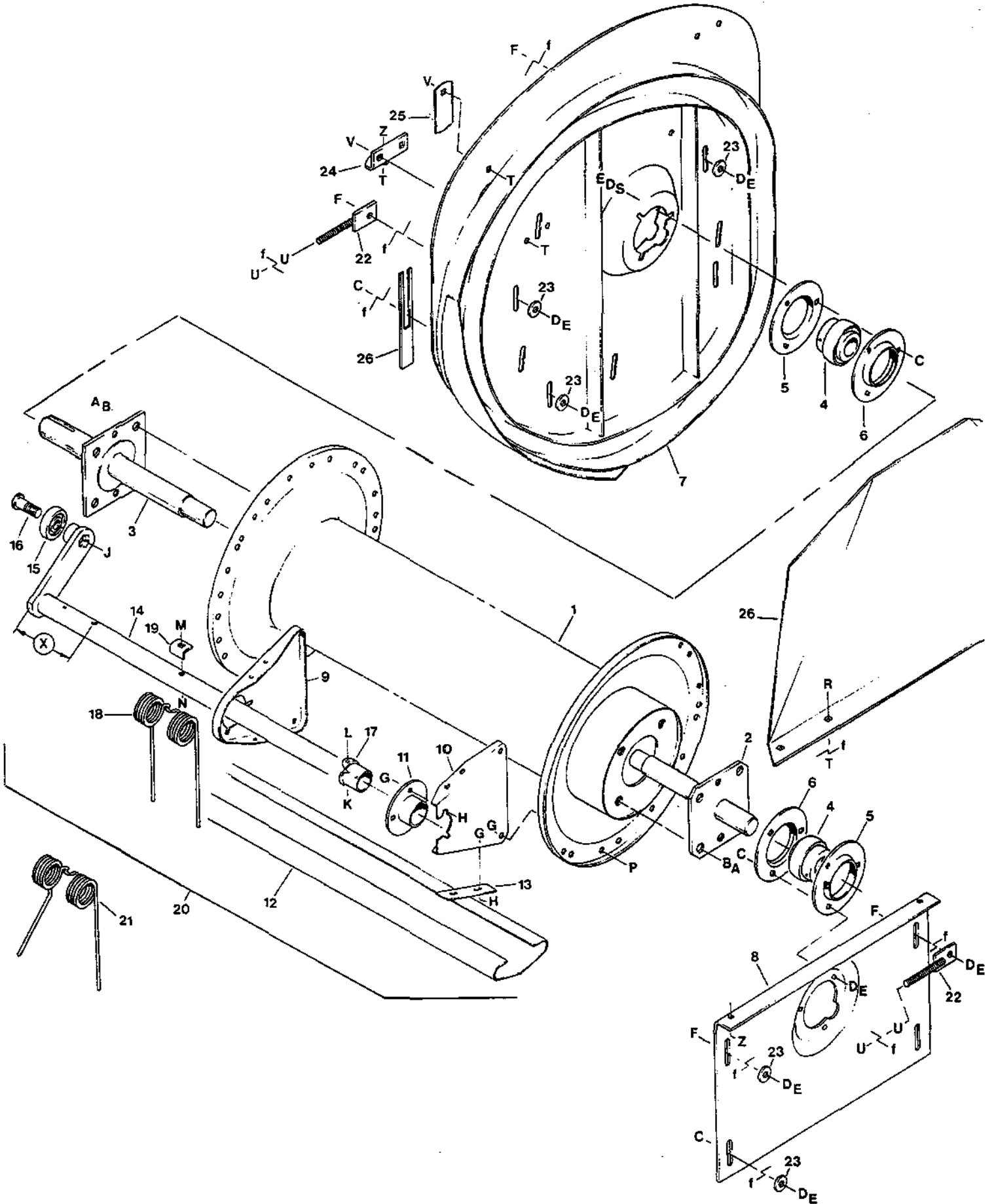
**920/930 Auger Headers  
AUGER GEAR DRIVE**



REF	PART NUMBER	DESCRIPTION	QTY	SERIAL NUMBER
	38846	DRIVE - gear, complete	1	
1	38847	HOUSING - consists of two matched halves	1	
2	38855	HUB - gear	1	
3	34031	GEAR	1	
4	30881	BEARING - ball	2	
5	30882	RING - retaining, internal	2	
6	38860	SPACER	1	
7	30883	RING - retaining, external	1	
8	38845	PINION GEAR	1	
9	14911	BEARING - ball	2	
10	38854	RING - retaining, internal	2	
11	38859	COVER	1	
12	38661	VENT PLUG - plastic	1	
A	21567	BOLT - hex head, 3/8 NC x 3/4 inch		
B	18637	WASHER - lock, 3/8 inch		
C	20077	BOLT - hex head, 3/8 x 1 inch		
D	30228	NUT - lock, smooth flange, 3/8 NC distorted thread		
E	21055	SCREW - self tapping, hex washer head, 1/4 "C" thread x 1/2 inch		



910 Auger Header  
REEL

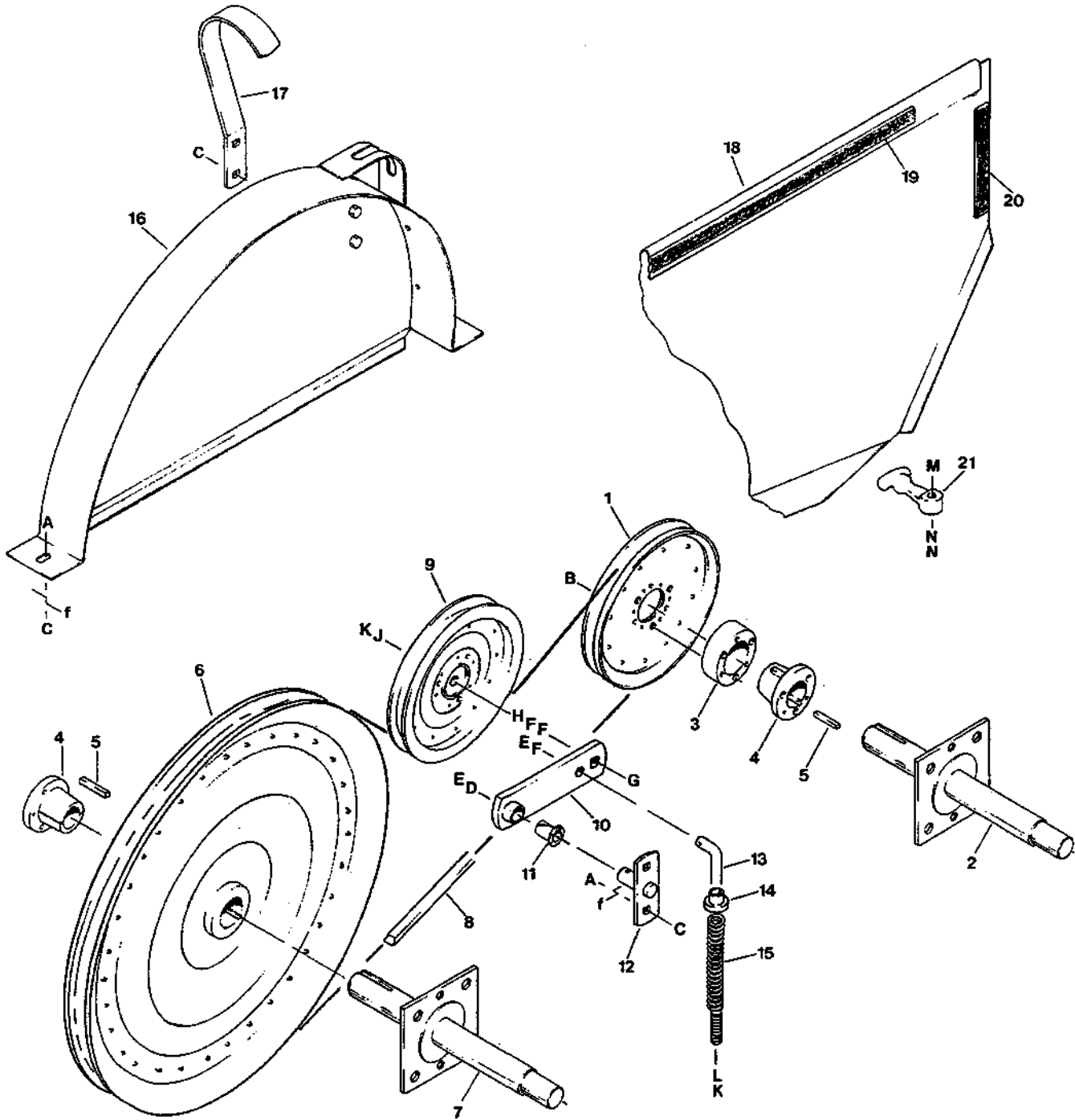


910 Auger Header REEL

REF	PART NUMBER	DESCRIPTION	QTY	SERIAL NUMBER
1	41717	TUBE - reel, 12 ft. header .....	1	
	41718	TUBE - reel, 14 ft. header .....	1	
2	41730	SHAFT - reel drive, left hand.....	1	
3	47444	SHAFT - reel drive, right hand .....	1	
4	21936	BEARING - ball, with lock collar.....	2	
5	30603	FLANGE - bearing, with lube fitting.....	2	
6	30602	FLANGE - bearing.....	2	
7	47383	CAM PLATE - reel.....	1	
8	47458	SUPPORT - reel, left hand.....	1	
9	34752	ARM - reel (right end of each bat).....	5	
10	47300	ARM - reel.....	see note (1)	
11	47295	DISC - reel bushing.....	see note (2)	
12	34808	BAT - reel, 12 ft. header.....	5	
	34809	BAT - reel, 14 ft. header.....	5	
13	34813	HOLDER - bat.....	see note (2)	
14	41740	TUBE - finger, 12 ft. header, dimension "X"=4 1/2 in. (113 mm).....	3	
	41742	TUBE - finger, 14 ft. header, dimension "X"=4 1/2 in. (113 mm).....	3	
	41741	TUBE - finger, 12 ft. header, dimension "X"=6 5/16 in. (161 mm).....	2	
	41743	TUBE - finger, 14 ft. header, dimension "X"=6 5/16 in. (161 mm).....	2	
15	21940	BEARING - cam follower.....	5	
16	28346	BOLT - special, cam follower .....	5	
17	28790	BUSHING - plastic, reel arm.....	see note (2)	
18	34351	FINGER - pick-up, double (4 coil, .225" dia. wire).....	see note (3)	-115999
	47681	FINGER - pick-up, double (5 coil, .250" dia. wire).....	see note (3)	116000-
19	19183	HOLDER - finger.....	see note (4)	
20	B 2145	BAT ASSEMBLY - complete, 12 ft. header * .....	AR	
	B 2146	BAT ASSEMBLY - complete, 14 ft. header * .....	AR	
* NOTE: Item 20, Bat Assembly includes items 9 - 19 and hardware G to P in proper quantities for one complete bat. Available through WholeGoods only.				
21	34378	FINGER - right end (4 coil, .225" dia. wire).....	3	-115999
	47680	FINGER - right end (5 coil, .250" dia. wire).....	3	116000-
22	47285	STUD - reel fore-aft adjustment.....	2	
23	20535	WASHER - flat .....	7	
24	47306	ANGLE - cam vertical adjustment.....	2	
25	47418	COVER - cam bearing access .....	1	
26	41528	SHIELD - reel, left side.....	1	
A	21594	BOLT - hex head, 5/8 NC x 1 1/2 inch		
B	18639	WASHER - lock, 5/8		
C	19965	BOLT - round head, square neck, 3/8 NC x 1 inch		
D	18637	WASHER - lock, 3/8		
E	18590	NUT - hex, 3/8 NC		
F	19966	BOLT - round head, square neck, 3/8 NC x 1 1/4 inch		
G	30280	NUT - lock, smooth flange, 5/16 inch NC distorted thread		
H	21281	BOLT - round head square neck, 5/16 x 3/4 inch		
J	21941	NUT - hex jam, 5/8 inch NC distorted thread		
K	21570	BOLT - hex head, 1/4 NC x 2 inch		
L	18724	NUT - lock, 1/4 inch NC distorted thread		
M	21488	BOLT - round head square neck, 5/16 NC x 1 3/4 inch		
N	18690	NUT - lock, 5/16 NC distorted thread		
P	21755	BOLT - hex flange head, 5/16 NC x 1/2 inch		
R	21863	BOLT - round head, short square neck, 3/8 NC x 3/4 inch		
S	18598	WASHER - flat, 13/32 inch I.D.		
T	30228	NUT - lock, smooth flange, 3/8 NC distorted thread		
U	21452	NUT - serrated flange, 3/8 NC		
V	21472	BOLT - round head, square neck, 3/8 NC x 3/4 inch		
Z	21262	BOLT - hex head, 3/8 NC x 2 1/2 inch, thread full length		
~ f	REF	Indicates where hardware passes through frame member.		

NOTES:  
(1) - Quantities: 12 ft = 10, 14 ft = 15  
(2) - Quantities: 12 ft = 15, 14 ft = 20  
(3) - Quantities: 12 ft = 87, 14 ft = 102  
(4) - Quantities: 12 ft = 90, 14 ft = 105

### 910 Auger Header REEL DRIVE & SHIELDS

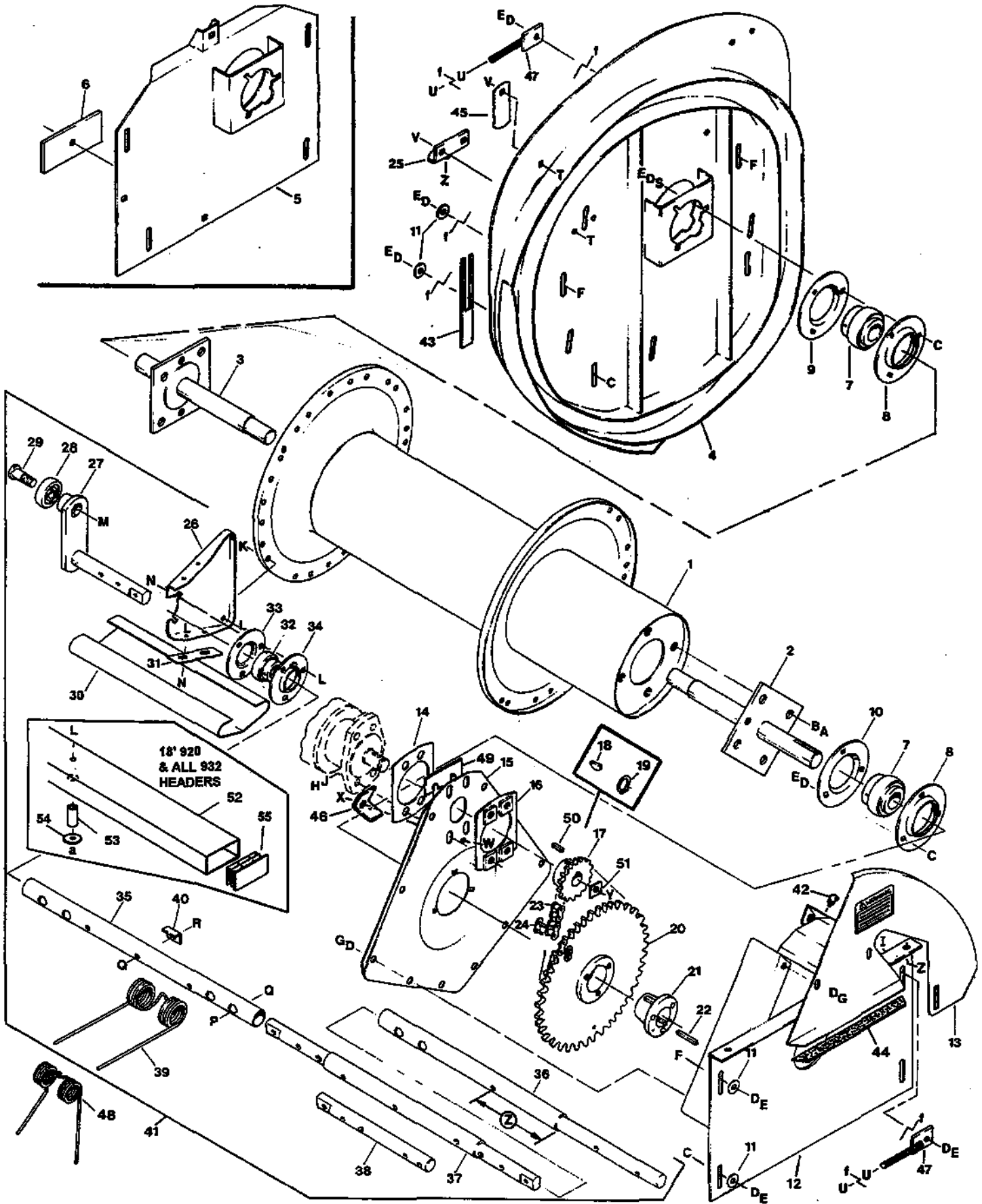




**910 Auger Header  
REEL DRIVE & SHIELDS**

REF	PART NUMBER	DESCRIPTION	QTY	SERIAL NUMBER
1	47328	PULLEY - reel, driver - standard (71 rpm reel speed) .....	1	
	41886	PULLEY - reel, driver - optional (80 rpm reel speed)		
2	REF	SHAFT - auger, R/H - see "910 Auger Header: Auger & Drive", p. 21A.....	1	
3	41890	HUB - reel drive pulley .....	1	
4	115074	BUSHING - split taper .....	2	
5	17194	KEY - 5/16 square x 2 inch .....	2	
6	47348	PULLEY - reel, driven .....	1	
7	REF	SHAFT - reel, R/H - see "910 Auger Header - Reel", page 25 A.....	1	
8	34400	BELT - reel drive .....	1	
9	21862	PULLEY - idler .....	1	
10	47357	ARM - idler .....	1	
11	37551	BUSHING - plastic .....	1	
12	47352	BAR - arm pivot.....	1	
13	47362	ROD - idler adjusting.....	1	
14	23142	BUSHING - plastic .....	1	
15	24132	SPRING - compression.....	1	
16	47365	SHIELD - reel pulley.....	1	
17	47363	GUARD - light .....	1	
18	47476	SHIELD - R/H, with decals and seals (includes items 19 & 20).....	1	
19	25061	SEAL - sponge .....	1	
20	25063	SEAL - sponge .....	1	
21	38894	LATCH - rubber.....	1	
A	21863	BOLT - round head, square neck, 3/8 NC x 3/4 inch		
B	21975	BOLT - flange head, 3/8 NC x 1 inch		
C	30228	NUT - lock, smooth flange, 3/8 NC distorted thread		
D	18601	WASHER - flat, 13/16 inch I.D.		
E	18648	PIN - cotter, 3/16 x 1 1/4 inch		
F	18599	WASHER - flat, 17/32 inch I.D.		
G	21489	BOLT - round head, square neck, 1/2 NC x 2 1/2 inch		
H	18592	NUT - hex, 5/8 NC (spacer)		
J	18638	WASHER - lock, 1/2 inch		
K	18591	NUT - hex, 1/2 NC		
L	21383	NUT - serrated flange, 1/2 NC		
M	50197	BOLT - round head, square neck, 3/8 NC x 1 3/4 inch		
N	18590	NUT - hex, 3/8 NC		
~ f	REF	Indicates where hardware passes through frame member.		

### 920/930 Auger Headers REEL DRIVE GROUP

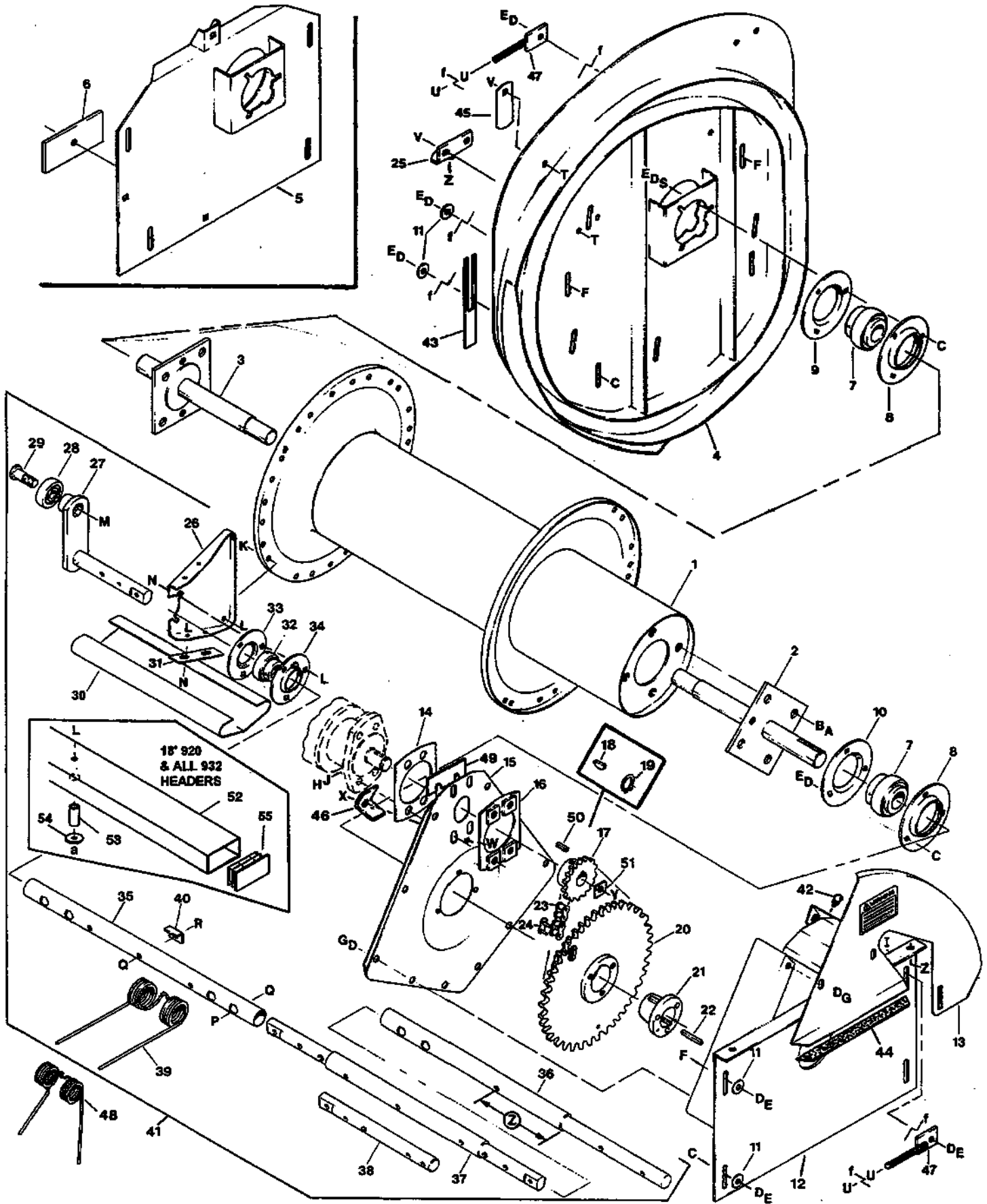


## 920/930 Auger Headers: REEL DRIVE GROUP

REF	PART NUMBER	DESCRIPTION	QTY	SERIAL NUMBER
1	34755	TUBE - reel, main - 12' Header.....	1	
	34756	TUBE - reel, main - 14' Header.....	1	
	34757	TUBE - reel, main - 16' Header.....	1	
	52250	TUBE - reel, main - 18' Header.....	1	
2	34671	SHAFT - L/H.....	1	
3	34675	SHAFT - R/H.....	1	
4	34536	CAM - identified by forming at bearing access hole.....	1	-82885
	47383	CAM - identified by no forming at bearing access hole.....	1	82886-
5	34730	SUPPORT - R/H.....	1	-82885
6	34745	BAR.....	1	-82885
7	21936	BEARING.....	2	
8	30602	FLANGE - bearing.....	2	
9	30603	FLANGE - bearing, with straight lube fitting.....	1	
10	21938	FLANGE - bearing, with 45° lube fitting.....	1	
11	20535	WASHER.....	8	
12	34736	SUPPORT - L/H.....	1	
13	34744	COVER - c/w decal and seal.....	1	
14	34747	SPACER - motor.....	1	
15	34750	COVER - reel drive.....	1	
16	34746	SPACER - motor, with weld nuts.....	1	
17	34379	SPROCKET - motor, 11 tooth (standard for 930, opt. for 920 Header).....	1	
	30615	SPROCKET - motor, 12 tooth (standard for 920 Header).....	1	
18	2149	KEY - Woodruff SAE # 15, for Ross Gear hydraulic motor only.....	1	
19	18898	RING - retaining, for Ross Gear hydraulic motor only.....	1	
20	34352	SPROCKET - reel, 45 tooth.....	1	-86399
	34983	SPROCKET - reel, 44 tooth.....	1	86400-
21	115074	BUSHING - taper lock.....	1	
22	17194	KEY - 5/16 square x 2 inch.....	1	
23	116021	CHAIN - roller #60 x 49 links (was 30613).....	1	
24	8636	LINK - connecting.....	1	
25	47306	ANGLE - cam vertical adjustment.....	2	
26	34752	ARM - reel, closed end (install at cam end [R/H] only).....	1/Bat	
	47300	ARM - reel, cut-away end (as shown).....	3/Bat	
27	38804	SHAFT - cam, (includes hardware P & Q).....	1/Bat	-102199
	47437	SHAFT - cam, (includes hardware P & Q).....	1/Bat	102200-124499
	115163	SHAFT - cam, (includes hardware P & Q).....	1/Bat	124500-
28	21940	BEARING - cam follower.....	1/Bat	
29	28346	BOLT - cam follower.....	1/Bat	
30	34808	BAT - 12' 920 Header.....	5	
	34809	BAT - 14' 920 Header.....	5	
	34812	BAT - 16' 920 Header.....	5	
31	34813	HOLD-DOWN - bat - 12', 14' & 16' Headers (qty. 3/Bat for 12'),.....	4/Bat	
32	30614	BEARING - finger tube (qty. 3/Bat for 12' Header).....	4/Bat	
33	30600	FLANGE - bearing (qty. 3/Bat for 12' Header).....	4/Bat	
34	30596	FLANGE - bearing c/w lube fitting (qty. 3/Bat for 12' Header).....	4/Bat	
35	47438	TUBE - finger - 14' Header, (includes hardware P & Q).....	1/Bat	-124499
	115164	TUBE - finger - 14' Header, (includes hardware P & Q).....	1/Bat	124500-
	47439	TUBE - finger - 12', 16' & 18' Headers, (includes hardware P & Q).....	1/Bat	-124499
	115165	TUBE - finger - 12', 16' & 18' Headers, (includes hardware P & Q).....	1/Bat	124500-
36		END SHAFT "A" - Dimension "Z" = 2 inches (50 mm).		
	38411	END SHAFT "A" - 12' & 18' Headers*.....	3	
	38412	END SHAFT "A" - 14' Header*.....	3	
	38413	END SHAFT "A" - 16' Header*.....	3	
		* - NOTE: End shaft includes hardware P & Q.		

Item 36 listing continued on page 29

### 920/930 Auger Headers: REEL DRIVE GROUP



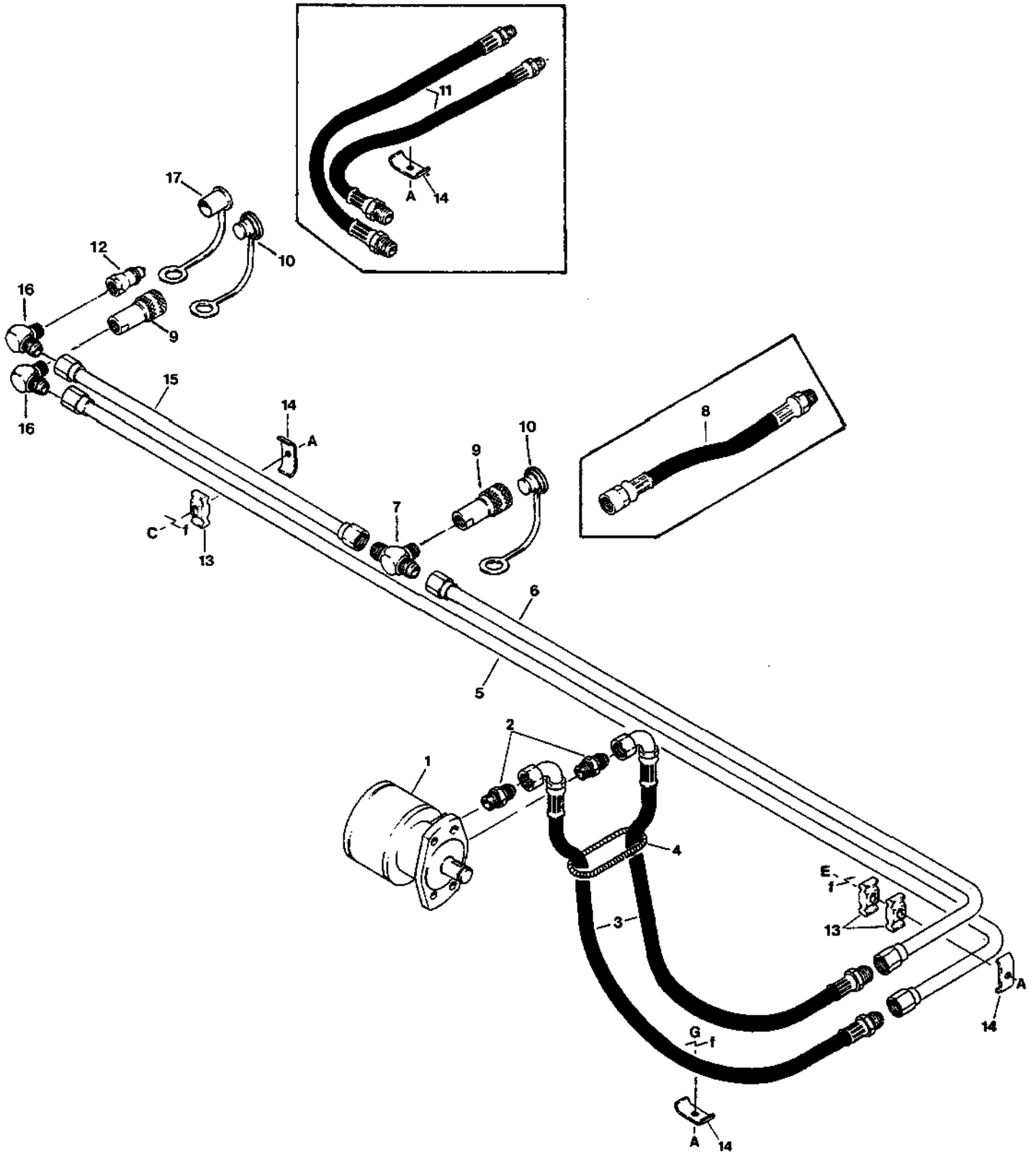
### 920/930 Auger Headers: REEL DRIVE GROUP

REF	PART NUMBER	DESCRIPTION	QTY	SERIAL NUMBER
36	(continued)	END SHAFT "B" - Dimension "Z" = 4 3/8 inches (110 mm).		
	38414	END SHAFT "B" - 12' Header*, qty. 3 For G/S .....	2	-115999
	52291	END SHAFT "B" - 12' & 18' Headers*, qty. 3 For G/S .....	2	116000-
	38415	END SHAFT "B" - 14' Header*, qty. 3 For G/S .....	2	
	38416	END SHAFT "B" - 16' Header*, qty. 3 For G/S .....	2	
		* - NOTE: End shaft includes hardware P & Q.		
37	34800	TUBE - finger, with connector shafts - 14' & 16'.....	1/Bat	-102199
	47430	TUBE - finger, with connector shafts - 14' & 16'.....	1/Bat	102200-124499
	115158	TUBE - finger, with connector shafts - 14' & 16'.....	1/Bat	124500-
	52293	TUBE - finger, with connector shafts - 18'.....	1/Bat	-124499
	115159	TUBE - finger, with connector shafts - 18'.....	1/Bat	124500-
38	34806	SHAFT - stub (12' Header only).....	1/Bat	-102199
	47431	SHAFT - stub (12' Header only).....	1/Bat	102200-124499
	115156	SHAFT - stub (12' Header only).....	1/Bat	124500-
39	34351	FINGER - double pick-up (4 coil, .225 dia. wire).....	see note (1)	-115999
	47681	FINGER - double pick-up (5 coil, .250 dia. wire).....	see note (1)	116000-
40	19183	CLIP - spring .....	see note (2)	
41	B 1866	BAT ASSEMBLY - complete - 12' Header**		
	B 1867	BAT ASSEMBLY - complete - 14' Header**		
	B 1868	BAT ASSEMBLY - complete - 16' Header**		
	B 2696	BAT ASSEMBLY - complete - 18' Header**		
		** - NOTE: Bat assembly includes items 26 to 40 and hardware K to R in proper quantities for one complete bat. Available through WholeGoods only.		
42	21010	FITTING - lube, 90°.....	1	
43	16837	SHIM (quantity required may vary) .....	1	
44	34751	SEAL - sponge.....	1	
45	47418	COVER - cam arm.....	1	
46	34768	ANGLE - motor support - 920 Header (use with 12 tooth drive sprocket)....	1	
	52318	ANGLE - motor support - 932 Header (use with 11 tooth drive sprocket)....	1	
47	47285	STUD - reel fore-aft adjustment.....	2	
48	34378	FINGER - double pick-up, R/H end (4 coil, .225 dia. wire) (qty. 3 for G/S)....	2	-115999
	47680	FINGER - double pick-up, R/H end (5 coil, .250 dia. wire) (qty. 3 for G/S)....	2	116000-
49	34753	SHIM - chain alignment (quantity required may vary).....	1	
50	18810	KEY - 1/4 square x 1 inch (White Hydraulics motor includes this key) .....	1	
51	16123	WASHER - flat, for White Hydraulics motor only .....	1	
52	103500	BAT - 18' 920 Header.....	5	
	115115	BAT - 12' 932 Header.....	6	
	115116	BAT - 14' 932 Header.....	6	
53	103650	SPACER - bat stiffening, for rectangular bats .....	4/bat	
54	103837	WASHER - flat, for rectangular bats.....	4/bat	
55	115134	PLUG - plastic, for rectangular bats .....	2/bat	
A	21594	BOLT - hex head 5/8 NC x 1 1/2 inch	R (cont'd.) 21480	BOLT - md hd, sq nk, 5/16 NC x 2"
B	18639	WASHER - lock, 5/8 inch	30961	BOLT - hex head, 5/16 NC x 2", Gr. 8
C	19965	BOLT - md hd, sq nk, 3/8 NC x 1 inch	S 18598	WASHER - flat, 13/32 I.D.
D	18637	WASHER - lock, 3/8 inch	T 30228	NUT - lock, sm. fl, 3/8 NC dist. thd.
E	18590	NUT - hex, 3/8 NC	U 21452	NUT - serrated flange, 3/8 NC
F	19966	BOLT - md hd, sq nk, 3/8 NC x 1 1/4"	V 21472	BOLT - md hd, sq nk, 3/8 NC x 3/4"
G	20077	BOLT - hex head, 3/8 NC x 1 inch	W 30853	BOLT - md hd, sq nk, 3/8 NC x 1 1/2"
H	18723	BOLT - hex head, 1/2 NC x 1 1/2 inch		thread full length
I	21484	BOLT - md hd, sq nk, 3/8 NC x 1 1/2"	X 18669	NUT - lock, 3/8 NC distorted thread
J	18638	WASHER - lock, 1/2 inch	Y 30278	BOLT - serr. fl. hd 5/16 NC x 3/4"
K	21755	BOLT - flange head, 5/16 NC x 1/2"		(for White Hydraulics motor only)
L	30280	NUT - lock, sm. fl. 5/16 NC dist. thd.	Z 21262	BOLT - hex head, 3/8 NC x 2 1/2 inch
M	21941	NUT - jam, 5/8 NC distorted thread	a 21569	BOLT - hex head, 5/16 NC x 2 inch
N	21281	BOLT - md hd, sq nk, 5/16 NC x 3/4"	b 18597	WASHER - flat, 11/32 inch I.D.
P	30961	BOLT - hex head, 5/16 NC x 2", Gr. 8		
Q	18690	NUT - lock, 5/16 NC distorted thread	~ f REF	Indicates where hardware passes through frame member.
R	21488	BOLT - md hd, sq nk, 5/16 NC x 1 1/4"		

NOTES: (1) - Quantities: 12'=88, 12'G/S = 105, 14'=103, 14'G/S = 123, 16'=118, 18' = 128

(2) - Quantities: 12'=100, 12'G/S = 120, 14'=115, 14'G/S = 138, 16'=130, 18' = 140

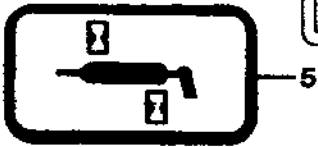
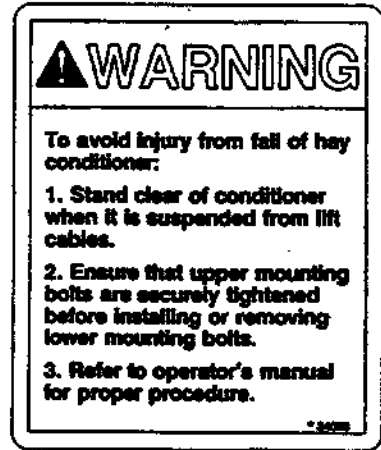
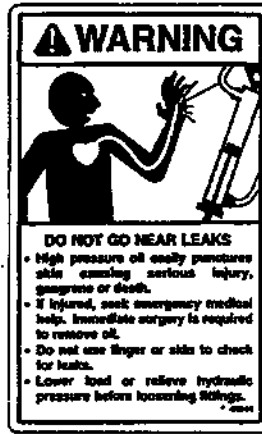
### 920/930 Auger Headers REEL DRIVE HYDRAULICS



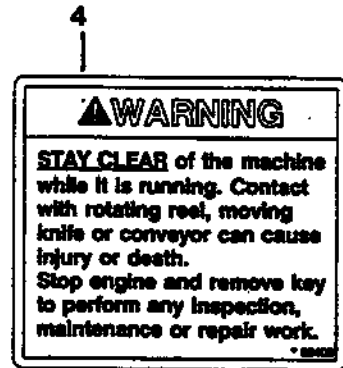
**920/930 Auger Headers  
REEL DRIVE HYDRAULICS**

REF	PART NUMBER	DESCRIPTION	QTY	SERIAL NUMBER
1	34528	MOTOR - hydraulic, Ross Gear (or SUB 47276).....	1	
	34527	SEAL KIT - for Ross Gear hydraulic motor 34528.....	1	
	47276	MOTOR - hydraulic, White Hydraulics (with key).....	1	
	47277	SEAL KIT - for White Hydraulics motor 47276.....	1	
2	30695	FITTING - adapter, 7/8 O-ring x 5/8 tube.....	2	
3	38811	HOSE - hydraulic, to/from motor.....	2	
4	38810	PROTECTOR - hose.....	1	
5	38959	LINE - return, 12 ft. header.....	1	
	38960	LINE - return, 14 ft. header.....	1	
	38961	LINE - return, 16 ft. header.....	1	
	52283	LINE - return, 18 ft. header.....	1	
6	38956	LINE - pressure, L/H, 12 ft. header.....	1	
	38957	LINE - pressure, L/H, 14 ft. header.....	1	
	38958	LINE - pressure, L/H, 16 ft. header.....	1	
	52282	LINE - pressure, L/H, 18 ft. header.....	1	
7	21832	FITTING - tee, 3/4 tube x 3/4 tube x 1/2 NPT.....	1	
8	47009	HOSE - hydraulic, to left tractor leg.....	1	-82885
9	21857	COUPLER - quick disconnect, female, 1/2 NPT.....	2	
	50082	O-RING - for coupler 21857.....		
10	21858	PLUG - dust, (for serial number 82307 and below; quantity = 1).....	2	
11	38964	HOSE - hydraulic, to right tractor leg.....	2	-82885
12	21855	COUPLER - quick disconnect, male, 1/2 NPT.....	1	
13	37167	HOLDER - plastic.....	7	
14	32225	HOLDER - steel, (for serial number 82307 and below; quantity = 8).....	7	
15	47010	LINE - pressure, R/H.....	1	-82885
	47039	LINE - pressure, R/H.....	1	82886-
16	50077	FITTING - 90° elbow, 3/4 tube x 1/2 NPT.....	2	82886-
17	21856	CAP - dust.....	1	82886-
A	30228	NUT - lock, smooth flange, 3/8 NC distorted thread		
C	21470	BOLT - round head, square neck, 3/8 NC x 2 inch		
E	21478	BOLT - round head, square neck, 3/8 NC x 2 1/2 inch		
G	21484	BOLT - round head, square neck, 3/8 NC x 1 1/2 inch		
~ f	REF	Indicates where hardware passes through frame member.		

DECALS



This product may be covered by one or more of the following patents:  
 CDN # 1075814  
 CDN # 1228738  
 CDN # 1248126  
 CDN # 1244248  
 CDN # 1267282  
 U.S. # 4346809  
 U.S. # 4572309  
 U.S. # 4886261  
 U.S. # 4882161  
 U.S. # 4900029  
 U.S. # 4886866  
 U.S. # 3006343  
 Other patents pending.



910—12    930—14    932—17  
 920—13    grass seed special—15



21—910 AUGER HEADER

20—920 AUGER HEADER

22—932 GRASS SEED SPECIAL



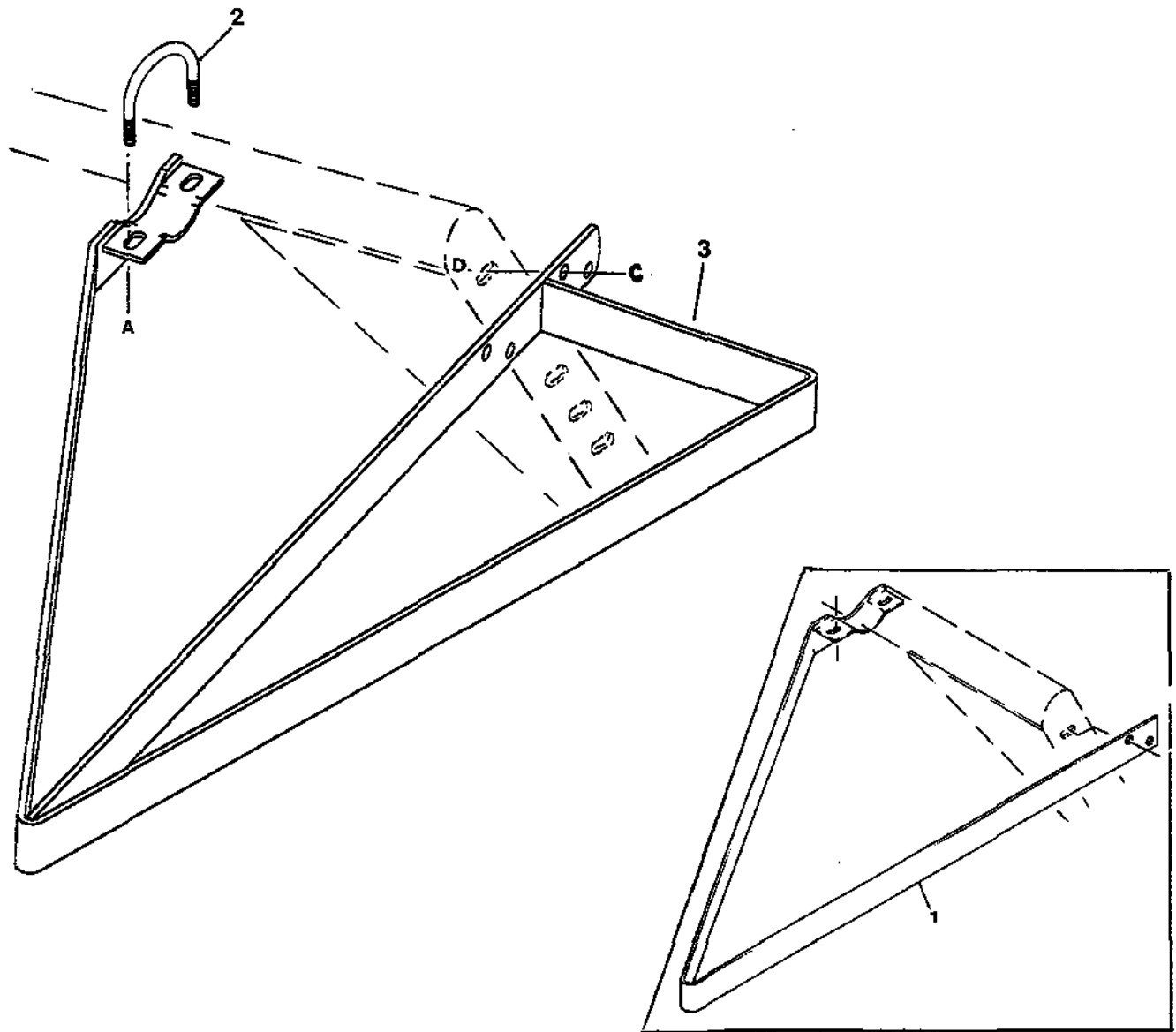
## DECALS

REF	PART NUMBER	DESCRIPTION	QTY	SERIAL NUMBER
1	30316	DECAL - Danger: Rotating drive		
2	32738	DECAL - Warning: Shields & guards in place		
3	34093	DECAL - Warning: Hay conditioner winch use		
4	28403	DECAL - Warning: Clear while running		
5	23163	DECAL - 10 hour grease		
	25929	DECAL - 5 hour grease.....		-124499
	23164	DECAL - 25 hour grease.....		124500-
	23165	DECAL - 50 hour grease		
7	115147	REFLECTOR - red (was 26694)		
	115146	REFLECTOR - amber (was 26697)		
	115145	REFLECTOR - Day-Glow orange		
9	32070	DECAL - patents		
10	43697	DECAL - "Lift to Release Cover" (910 Header R/H drive cover)		
11	43916	DECAL - Rainbow with MacDon, L/H.....		-124499
	102533	DECAL - Rainbow with MacDon, L/H.....		124500-
	43917	DECAL - Rainbow with MacDon, R/H.....		-124499
	115045	DECAL - Rainbow with MacDon, R/H.....		124500-
12	45408	DECAL - "910" model number.....		-124499
13	45409	DECAL - "920" model number.....		-124499
14	45410	DECAL - "930" model number		
15	25894	DECAL - "grass seed special".....		-124499
17	52220	DECAL - "932" model number.....		-124499
18	44944	DECAL - Warning: Hydraulic oil leaks		
19	23292	DECAL - "No Lift Or Tie"		
20	102544	DECAL - "920 AUGER HEADER".....		124500-
21	102543	DECAL - "910 AUGER HEADER".....		124500-
22	102547	DEACL - "932 GRASS SEED SPECIAL".....		124500-

## PAINT

23951	PAINT - black, spray can (25 - 35 Gloss Level).....	-124499
23955	PAINT - black, 1 litre (25 - 35 Gloss Level).....	-124499
25990	PAINT - black, spray can (55 - 65 Gloss Level).....	124500-
25991	PAINT - black, 1 litre (55 - 65 Gloss Level).....	124500-

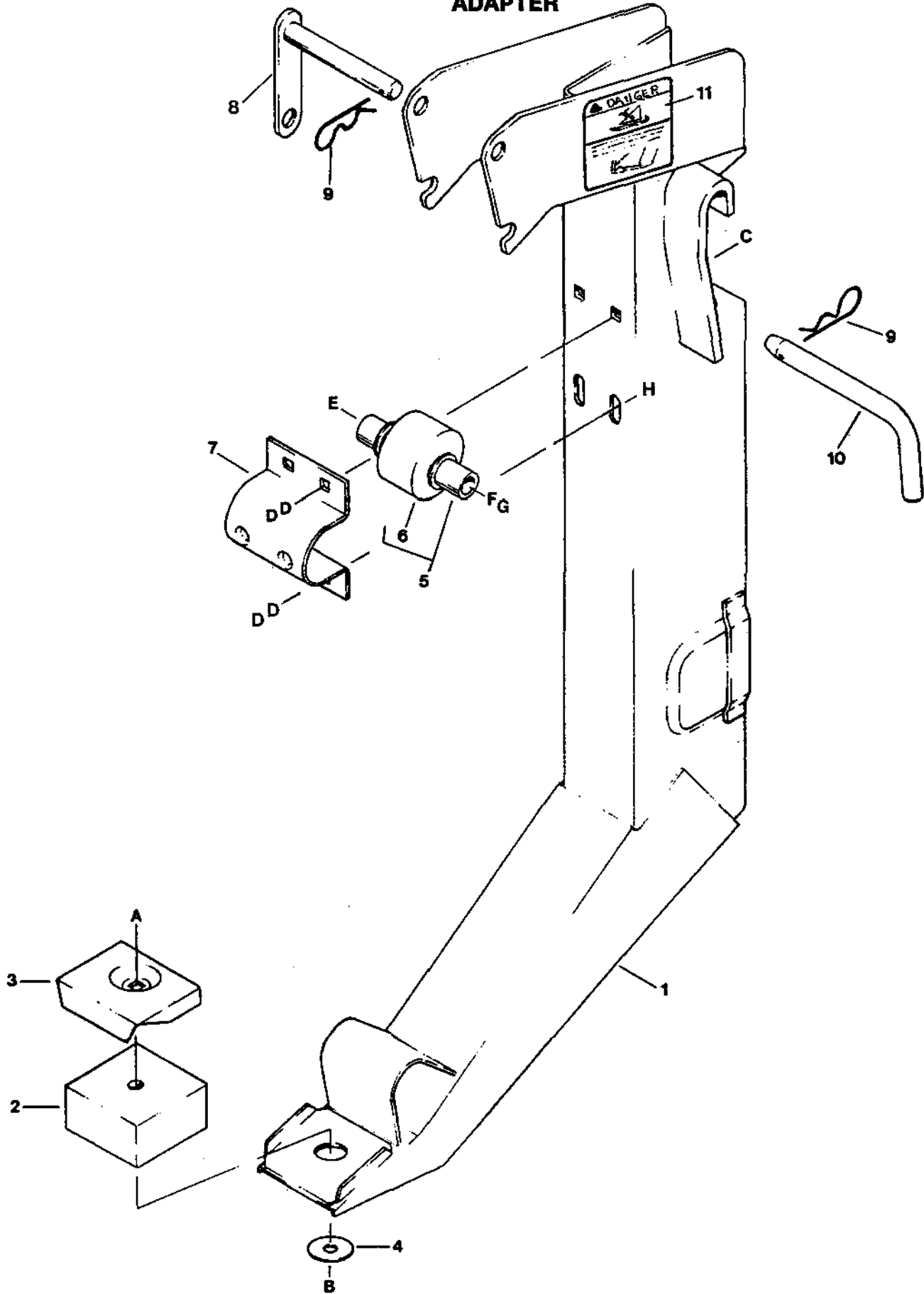
TALL CROP DIVIDERS (ACCESSORY)



REF	PART NUMBER	DESCRIPTION	QTY	SERIAL NUMBER
	B 2476	KIT - tall crop dividers, complete (includes dividers & hardware)	1	-102199
	B 2539	KIT - tall crop dividers, complete (includes dividers & hardware)	1	102200-
Kits available through WholeGoods only.				
1	47220	DIVIDER - L/H	1	-102199
	47221	DIVIDER - R/H	1	-102199
2	47225	BOLT - "U", for 3 inch (75 mm) tube	2	
NOTE: Larger U-bolts in kit are not used in this application.				
3	47345	DIVIDER - L/H	1	102200-
	47346	DIVIDER - R/H	1	102200-
A	30228	NUT - lock, smooth flange, 3/8 NC distorted thread		
C	21449	BOLT - flange head, 1/2 NC x 1 inch		
D	21383	NUT - flange, 1/2 NC		



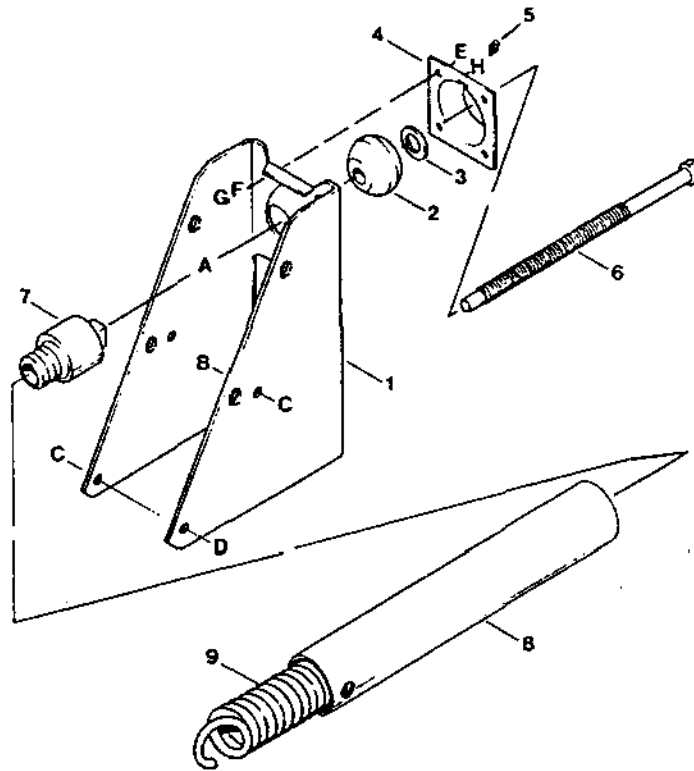
### 910/920/930 Header to 7000 Tractor ADAPTER



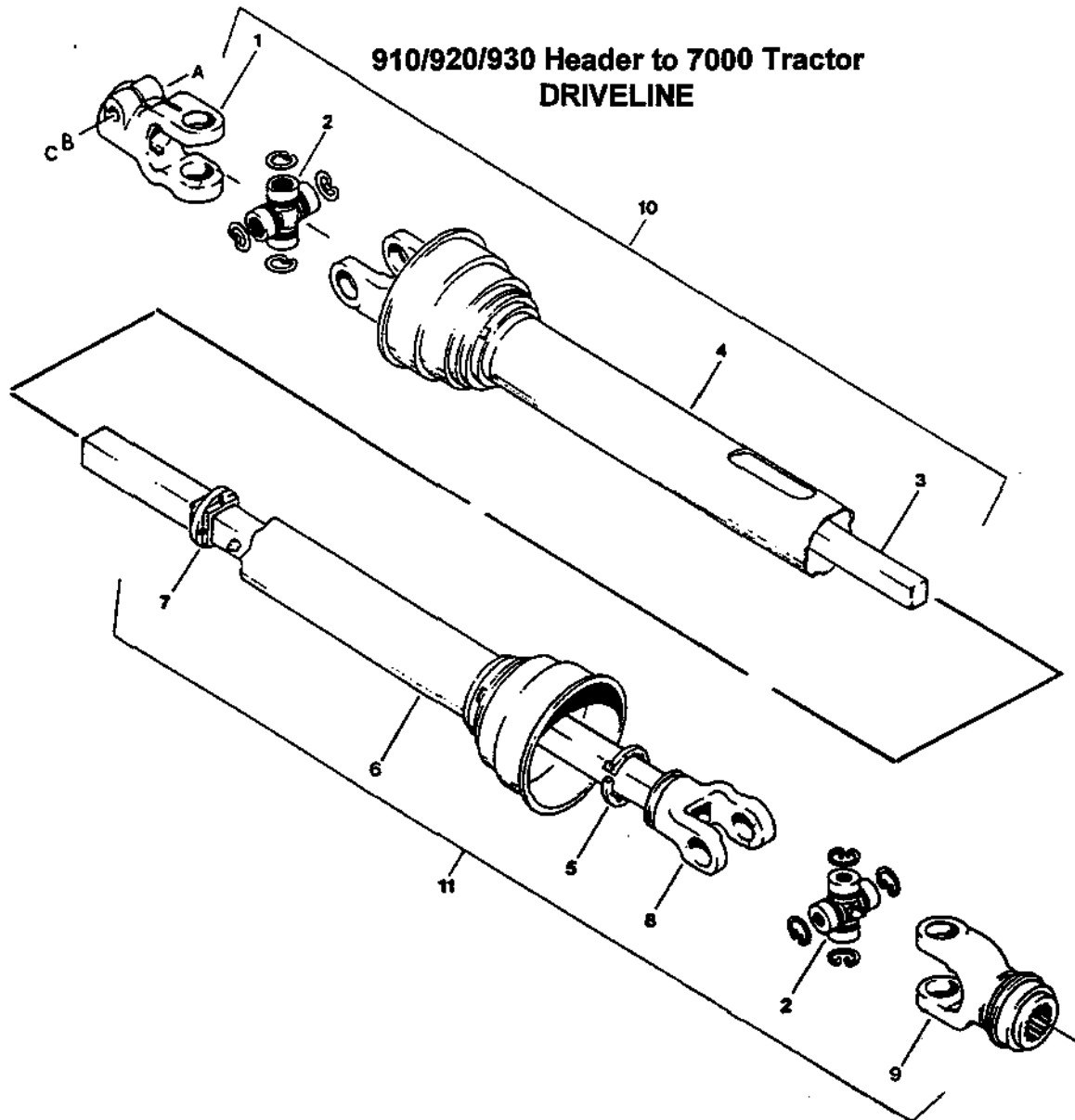
**910/920/930 Header to 7000 Tractor  
ADAPTER**

REF	PART NUMBER	DESCRIPTION	QTY	SERIAL NUMBER
1	43729	ADAPTER - linkage, with decal . . . . .	2	
2	42498	PAD - rubber . . . . .	2	
3	44575	PLATE - cover . . . . .	2	
4	11695	WASHER - flat . . . . .	2	
5	43742	BUSHING ASSEMBLY - includes item 6 . . . . .	2	
6	38489	BUSHING - rubber . . . . .	2	
7	37618	RETAINER - bushing . . . . .	2	
8	37616	PIN - spring retainer . . . . .	4	
9	13125	PIN - hair . . . . .	6	
10	32275	PIN - leg retainer . . . . .	2	
11	44612	DECAL - DANGER: Lift Cylinder Stops . . . . .	2	
A	30266	BOLT - round head, square neck 1/2 NC x 3 inch		
B	18697	NUT - lock, 1/2 NC distorted thread		
C	21474	BOLT - round head, square neck 1/2 NC x 2 inch		
D	18591	NUT - hex, 1/2 NC		
E	30015	BOLT - hex head, 5/8 NC x 7 inch		
F	18639	WASHER - lock, 5/8 inch		
G	18592	NUT - hex, 5/8 NC		
H	21469	BOLT - round head, square neck 1/2 NC x 1½ inch		

**910/920/930 Header to 7000 Tractor  
AUXILIARY FLOAT SPRING**

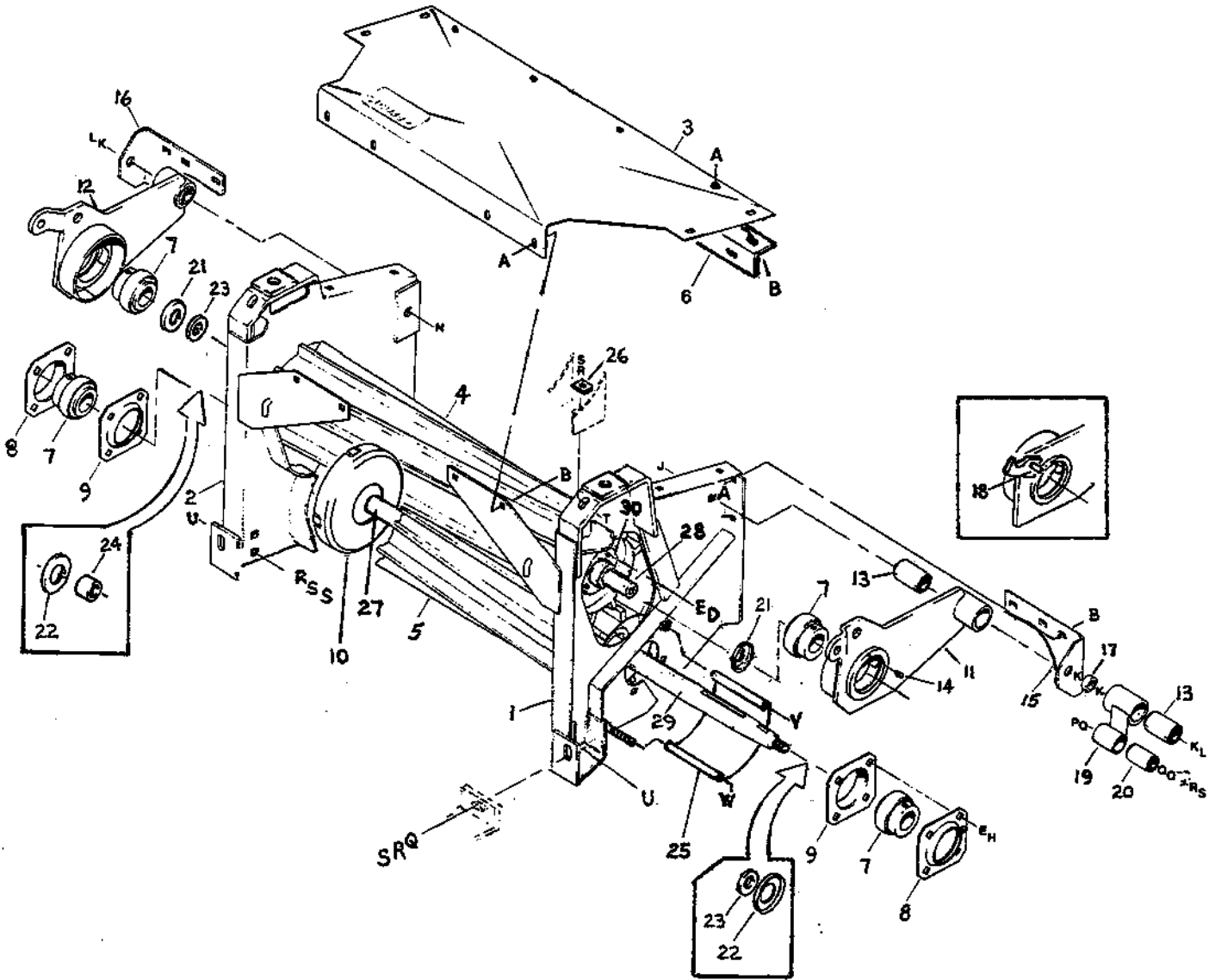


REF	PART NUMBER	DESCRIPTION	QTY	SERIAL NUMBER
1	33288	ANCHOR .....	1	
2	34651	BALL .....	1	
3	21540	WASHER - hardened .....	1	
4	34650	FLANGE - bearing, with lube fitting .....	1	
5	21299	FITTING - lube .....	1	
6	24934	DRAWBOLT - spring .....	1	
7	33275	INSERT - 2 1/4 inch O.D. spring .....	1	
	24322	INSERT - 3 3/4 inch O.D. spring .....	1	
8	33276	TUBE - for 2 1/4 inch O.D. spring .....	1	
	24536	TUBE - for 3 3/4 inch O.D. spring .....	1	
9	24319	SPRING - 2 1/4 inch O.D. ....	1	
	24320	SPRING - 3 3/4 inch O.D. ....	1	
A	21378	NUT - hex jam, 3/4 NC		
B	21575	BOLT - hex head, 1/2 NC x 1.0 inch		
C	18697	NUT - lock, 1/2 NC distorted thread		
D	30267	BOLT - hex head, 1/2 NC x 6.0 inch		
E	21558	BOLT - hex head, 5/16 NC x 3/4 inch		
F	18636	WASHER - lock, 5/16 inch		
G	18589	NUT - hex, 5/16 NC		
H	18798	WASHER - flat, 7/32 inch I.D.		



REF	PART NUMBER	DESCRIPTION	QTY	SERIAL NUMBER
1	30621	YOKE - clamp, tractor end .....	1	
2	30622	CROSS & BEARING KIT .....	2	
3		YOKE & SHAFT - order item 10.....	1	
4	34362	SHIELD - outer, with decal.....	1	
5	30623	BEARING - shield, consists of two halves .....	2	
6	30619	SHIELD - inner .....	1	
7	30167	SUPPORT - shield .....	1	
8		YOKE & TUBE - order item 11.....	1	
9	24779	YOKE - spline bore, 1 3/8 x 21 teeth, with slide collar .....	1	
	43709	YOKE - spline bore, 1 3/8 x 21 teeth, clamp type .....	OPT	
10	34366	JOINT ASSEMBLY - male half, includes items 1,2,3,4,5.....	1	
11	24795	JOINT ASSEMBLY - female half, includes items 2,5,6,7,8,9.....	1	
..	24776	DRIVELINE - complete, includes items 10 and 11.....	1	
A	21880	BOLT - hex head, 1/2 NC x 2 3/4 inch		
B	18638	WASHER - lock, 1/2 inch		
C	18591	NUT - hex, 1/2 NC		

# Hay Conditioner FRAME & ROLLS GROUP

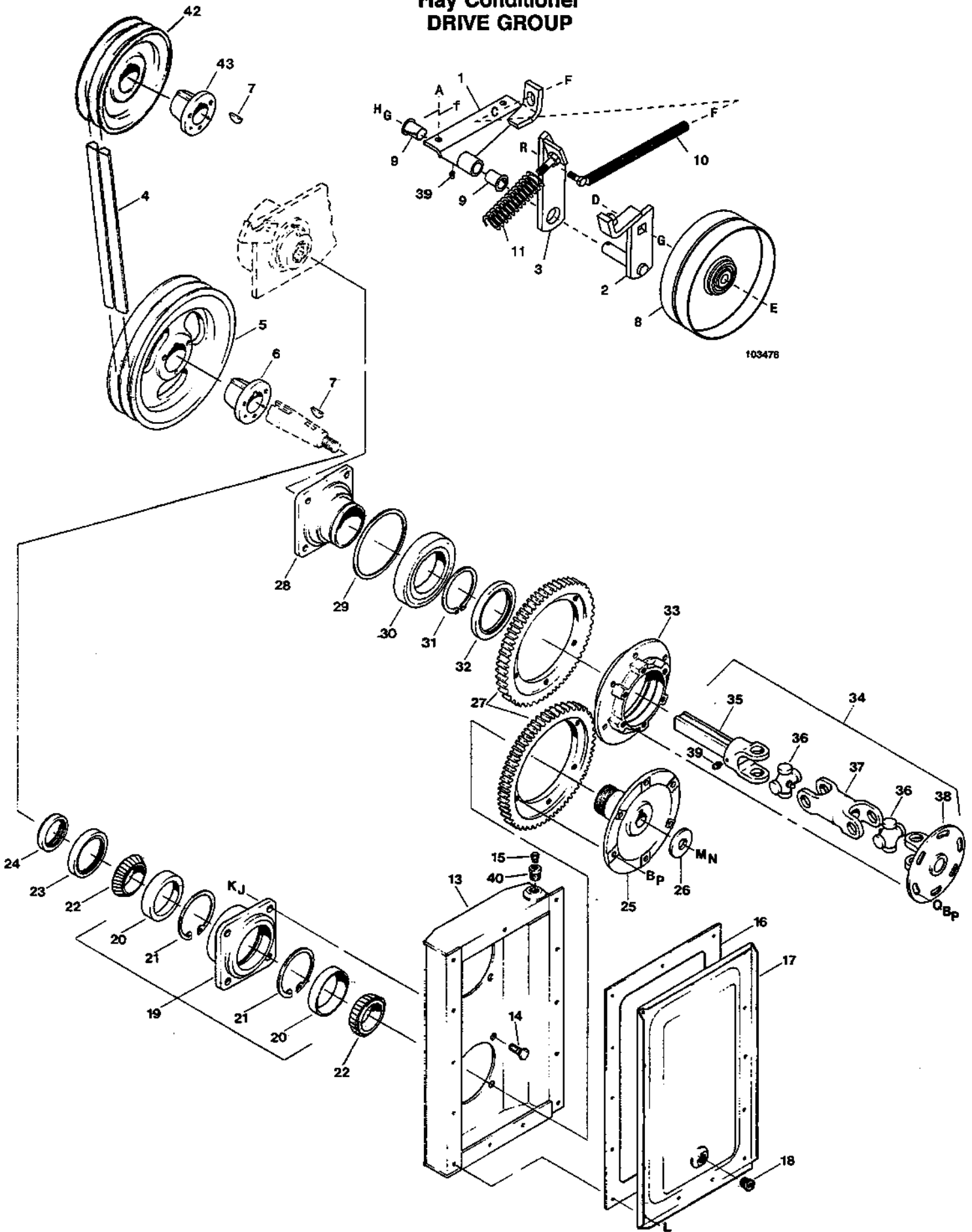




**721/921 Hay Conditioner  
FRAME & ROLLS GROUP**

REF	PART NUMBER	DESCRIPTION	QTY	SERIAL NUMBER
1	47001	FRAME - left side .....	1	-89999
	47912	FRAME - left side .....	1	90000-
2	47002	FRAME - right side .....	1	-89999
	47913	FRAME - right side .....	1	90000-
3	34090	COVER - with formed rear flange .....	1	-102199
	47967	COVER - without formed rear flange .....	1	102200-
4	34147	ROLL - upper, includes items 27 & 28 .....	1	
5	34148	ROLL - lower, includes items 27 & 29 .....	1	
6	47957	ANGLE - rear, bolt-on .....	1	102200-
7	30031	BEARING - c/w lock collar .....	4	
8	47070	FLANGE - bearing with lube fitting .....	2	
9	30576	FLANGE - bearing .....	2	
10	34145	GUARD - not exactly as shown .....	2	-108199
	101173	COVER - bearing, lower roll .....	2	108200-
11	47016	ARM - L/H c/w bushings (items 13 & 18) .....	1	-89999
	47926	ARM - L/H c/w bushing (item 13) .....	1	90000-
12	47018	ARM - R/H c/w bushings (items 13 & 18) & decal .....	1	-89999
	47927	ARM - R/H c/w bushing (item 13) & decal .....	1	90000-
13	30574	BUSHING - rubber .....	3	
14	21010	FITTING - lube .....	2	
15	34155	SUPPORT - L/H .....	1	
16	34156	SUPPORT - R/H .....	1	
17	1961	SPACER .....	1	
18	47037	BUSHING - steel .....	2	-89999
19	34085	LINK - c/w rubber bushings (items 13 & 20) .....	1	
20	13626	BUSHING - rubber .....	1	
21	47032	COVER - bearing, upper roll .....	2	
22	47033	COVER - bearing, lower roll .....	2	-108199
23	47034	WASHER - rubber, 12 mm thick .....	1	
24	47035	SPACER - rubber, 38 mm thick, right side of upper and lower rolls .....	2	-108199
25	47006	SHIELD - lower roll shaft .....	1	
26	47036	WASHER - square .....	2	
27	47711	SHAFT - right side, upper and lower rolls (welded) .....	2	
28	34023	SLEEVE - rectangular bore, upper roll, left side .....	1	
29	34113	SPINDLE - lower roll, left side (welded) .....	1	
30	34110	DISC - with tapped holes, upper roll, left side (welded) .....	1	
A	21863	BOLT - round head, square neck, 3/8 NC x 3/4 inch		
B	30228	NUT - lock, smooth flange, 3/8 NC distorted thread		
D	21575	BOLT - hex head, 1/2 NC x 1 inch		
E	18638	WASHER - lock, 1/2 inch		
H	21491	BOLT - hex head, 1/2 NC x 1 1/4 inch		
J	30597	BOLT - hex head, 3/4 NC x 8 inch		
K	18601	WASHER - flat, 13/16 inch I.D.		
L	18689	NUT - lock, 3/4 NC distorted thread		
N	21733	BOLT - hex head, 3/4 NC x 4 1/2 inch		
P	30687	BOLT - hex head, 5/8 NC x 3 3/4 inch		
Q	18600	WASHER - flat, 21/32 inch I.D.		
R	18639	WASHER - lock, 5/8 inch		
S	18592	NUT - hex, 5/8 NC		
T	18525	BOLT - round head, square neck, 5/8 NC x 2 1/2 inch		
U	18523	BOLT - round head, square neck, 5/8 NC x 1 1/2 inch		
V	30015	BOLT - hex head, 5/8 NC x 7 inch		
W	18666	NUT - lock, 5/8 NC distorted thread		

### Hay Conditioner DRIVE GROUP

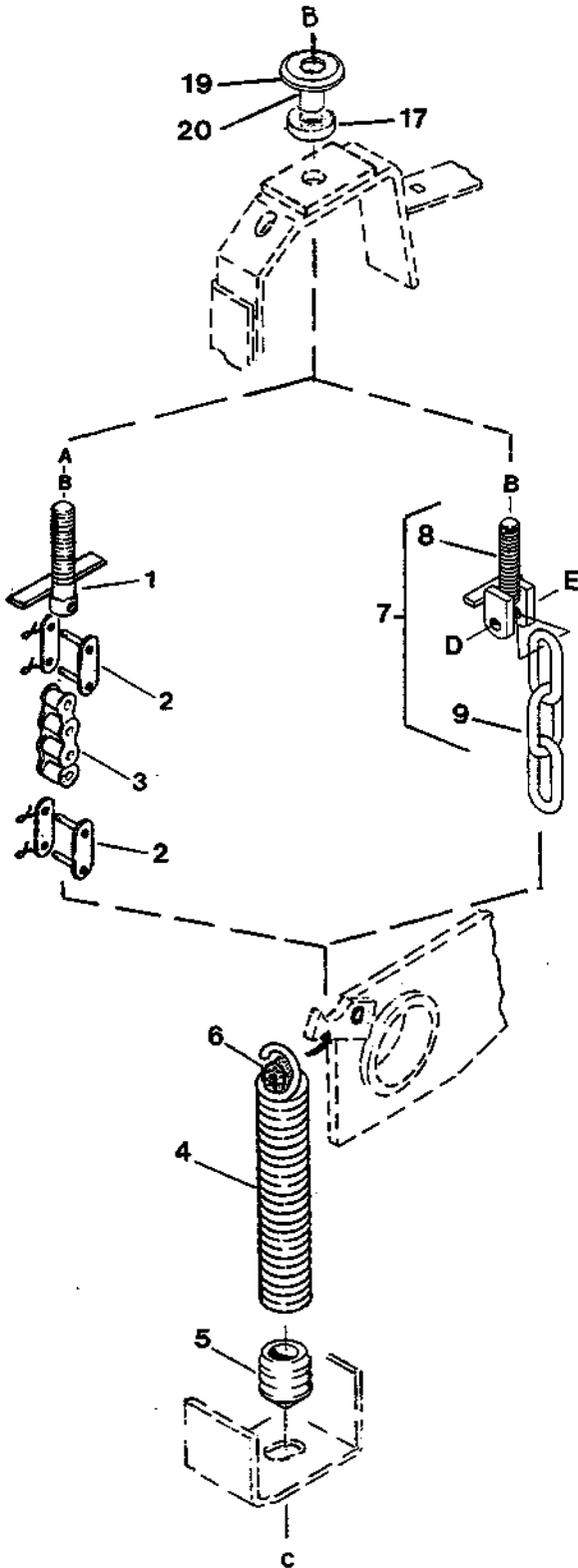


**721/921 Hay Conditioner  
DRIVE GROUP**

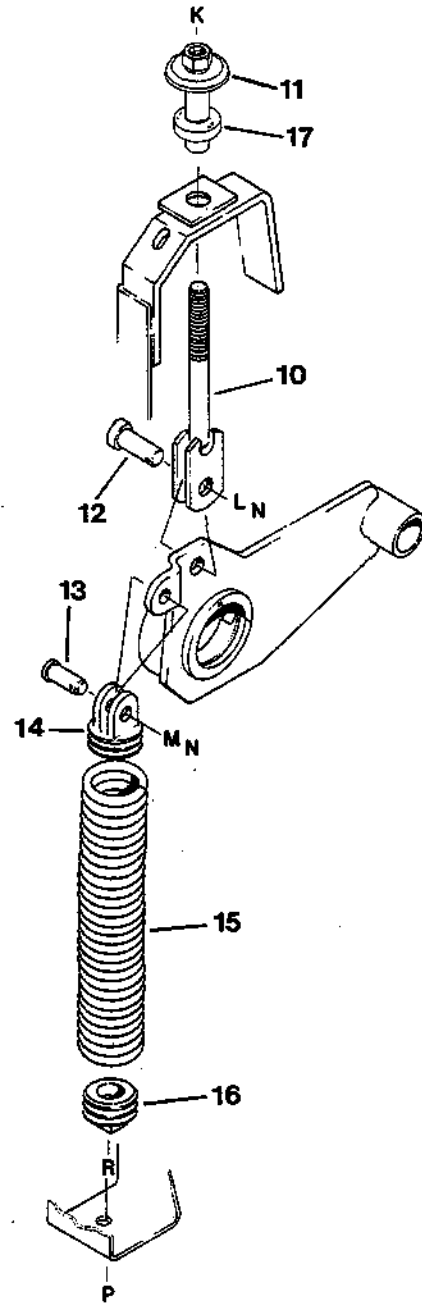
REF	PART NUMBER	DESCRIPTION	QTY	SERIAL NUMBER	
1	47226	SUPPORT - idler.....	1	-115999	
	47287	SUPPORT - idler.....	1	116000-	
2	47232	ARM - idler.....	1	-115999	
	47250	ARM - idler.....	1	116000-	
3	47238	BAR - idler.....	1	-115999	
	47241	BAR - idler.....	1	116000-	
4	34055	BELT - matched set.....	1		
5	34049	PULLEY - driven.....	1		
6	30256	BUSHING - taper lock.....	1		
7	11142	KEY - Woodruff.....	2		
8	21970	PULLEY - idler.....	1		
9	37551	BUSHING - plastic.....	2		
10	47243	STUD - idler adjust.....	1		
11	42036	SPRING - compression.....	1		
13	34184	HOUSING - gear.....	1		
14	34056	BOLT - knurled.....	8		
15	21425	BREATHER.....	1		
16	34022	GASKET.....	1		
17	34195	COVER.....	1		
18	30590	PLUG - 3/8 NPT socket head.....	1		
19	34044	HOUSING - bearing c/w cups & snap rings.....	1		
20	30583	BEARING - cup.....	2		
21	30582	RING - retaining.....	2		
22	30584	BEARING - cone.....	2		
23	30585	SEAL - oil.....	1		
24	34906	NUT.....	1		
25	34015	HUB.....	1		
26	6647	WASHER.....	1		
27	34031	GEAR.....	2		
28	34040	SUPPORT - bearing.....	1		
29	30588	RING - bearing.....	1		
30	30586	BEARING.....	1		
31	30587	RING - retaining.....	1		
32	30589	SEAL - oil.....	1		
33	34033	HOUSING - bearing.....	1		
34	34013	DRIVE SHAFT ASSEMBLY.....	1		
35	34005	YOKE - with shaft.....	1		
36	18922	CROSS & BEARING KIT.....	2		
37	34002	YOKE - double.....	1		
38	34010	YOKE - with flange.....	1		
39	18671	FITTING - lube.....	2		
40	21024	FITTING - reducer bushing, 3/8 x 1/8 NPT.....	1		
42	34047	PULLEY - driver.....	1		
43	21934	BUSHING - split taper.....	1		
A	21975	BOLT - flange head, 3/8 NC x 1 inch	L	21055	SCREW - self-tapping, 1/4 NC x 3/8"
B	18637	WASHER - lock, 3/8 inch	M	5512	NUT - slotted, 3/4 NF
C	18600	WASHER - flat, 21/32 inch I.D.	N	18607	PIN - cotter, 5/32 x 1 1/2 inch
D	50238	BOLT - md hd, sq nk, 5/8 NC x 2 3/4"	P	20077	BOLT - hex head, 3/8 NC x 1.0 inch
E	18666	NUT - lock, 5/8 NC distorted thread	Q	18598	WASHER - flat, 13/32 inch I.D.
F	18592	NUT - hex, 5/8 NC	R	30228	NUT - lock, sm. fl., 3/8 NC dist. thd.
G	18601	WASHER - flat, 13/16 inch I.D.	~ f	REF	Indicates where hardware passes through frame member.
H	18648	PIN - cotter 3/16 x 1 1/4 inch			
J	18652	WASHER - lock, 7/16 inch			
K	18651	NUT - hex, 7/16 NC			

### Hay Conditioner ROLL TENSION GROUP

**Serial Number  
89999 and below**



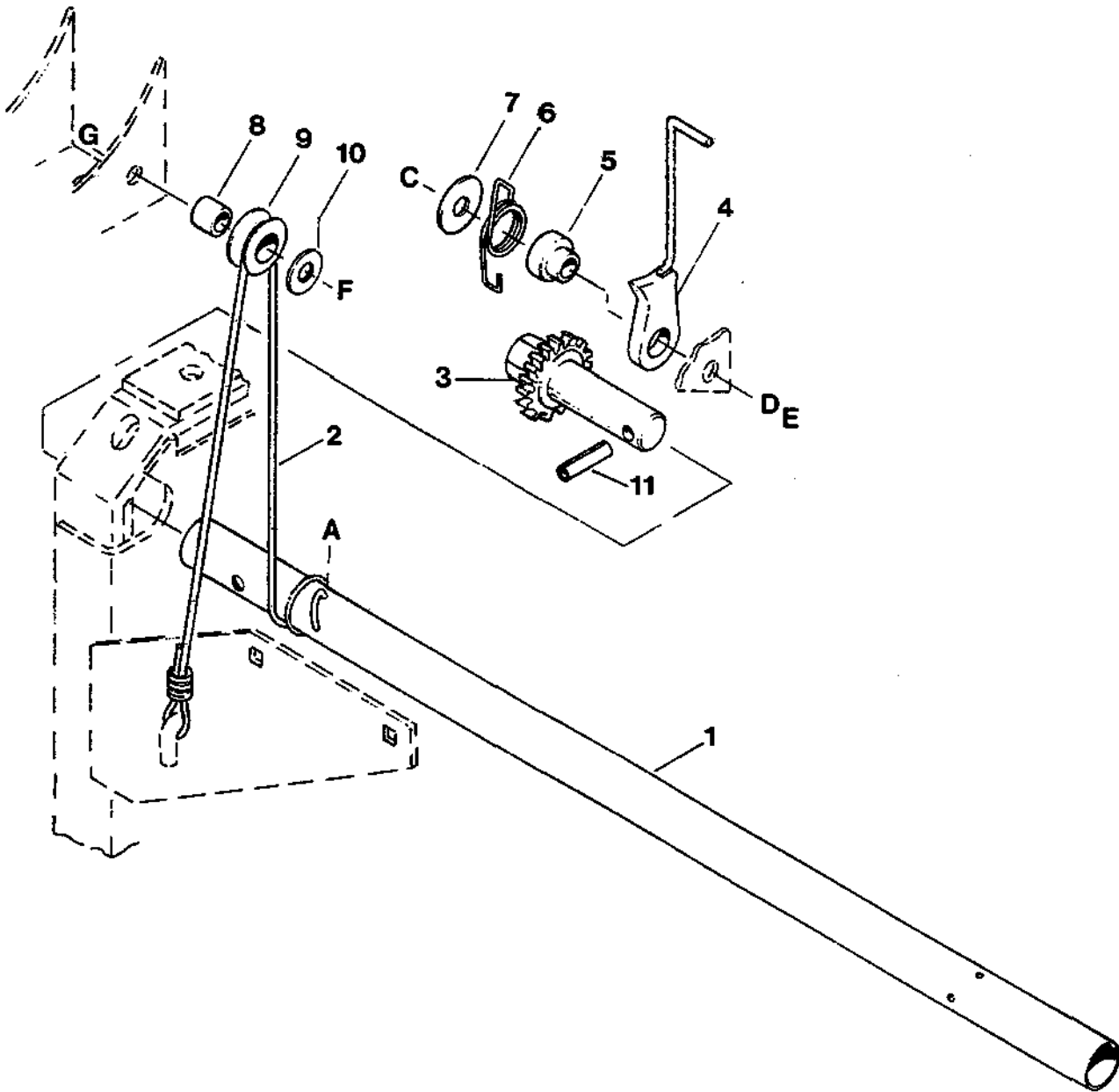
**Serial Number  
90000 and above**



**721/921 Hay Conditioner  
ROLL TENSION GROUP**

REF	PART NUMBER	DESCRIPTION	QTY	SERIAL NUMBER
1	34150	BOLT - special, may be serviced with 52020 (item 7) .....	2	-89999
2	REF	LINK - connector, not serviced, order 52020 (item 7) .....	2	-89999
3	REF	CHAIN - not serviced, order 52020 (item 7) .....	2	-89999
4	47038	SPRING - 3/8 diameter wire .....	2	-89999
	47910	SPRING - 5/16 diameter wire .....	2	-89999
5	34019	PLUG - spring .....	4	-89999
6	47627	FILLER - foam .....	2	-89999
7	52020	STOP ASSEMBLY - roll, includes items 8, 9, and hardware D and E .....	2	-89999
8	52021	STUD - with clevis .....	2	-89999
9	47909	CHAIN - 3 links .....	2	-89999
10	47918	STUD - adjuster, roll gap .....	2	90000-
11	47112	TUBE - adjuster, roll gap .....	2	90000-102199
	47123	TUBE - adjuster, roll gap .....	2	102200-
12	11814	PIN - clevis, 3/4 dia. x 1 3/16 inch effective length .....	2	90000-
13	18620	PIN - clevis, 5/8 dia. x 1 3/8 inch effective length .....	2	90000-
14	47925	INSERT - spring, top .....	2	90000-
15	47048	SPRING - roll tension .....	2	90000-
16	47922	INSERT - spring, bottom .....	2	90000-
17	47124	WASHER - polyurethane .....	2	
19	52122	WASHER - formed .....	1	-89999
20	52109	TUBE - spacer .....	2	-89999
A	18601	WASHER - flat, 13/16 inch I.D.		
B	18593	NUT - hex, 3/4 NC		
C	21582	BOLT - hex head, 5/8 NC x 1 3/4 inch		
D	21578	BOLT - hex head, 1/2 NC x 2 1/4 inch		
E	18697	NUT - lock, 1/2 NC distorted thread		
K	18593	NUT - hex, 3/4 NC		
L	18601	WASHER - flat, 13/16 inch I.D.		
M	18600	WASHER - flat, 21/32 inch I.D.		
N	18648	PIN - cotter, 3/16 x 1 1/4 inch		
P	50080	BOLT - hex head, 5/8 NC x 4 1/2 inch thread full length		
R	18592	NUT - hex, 5/8 NC		

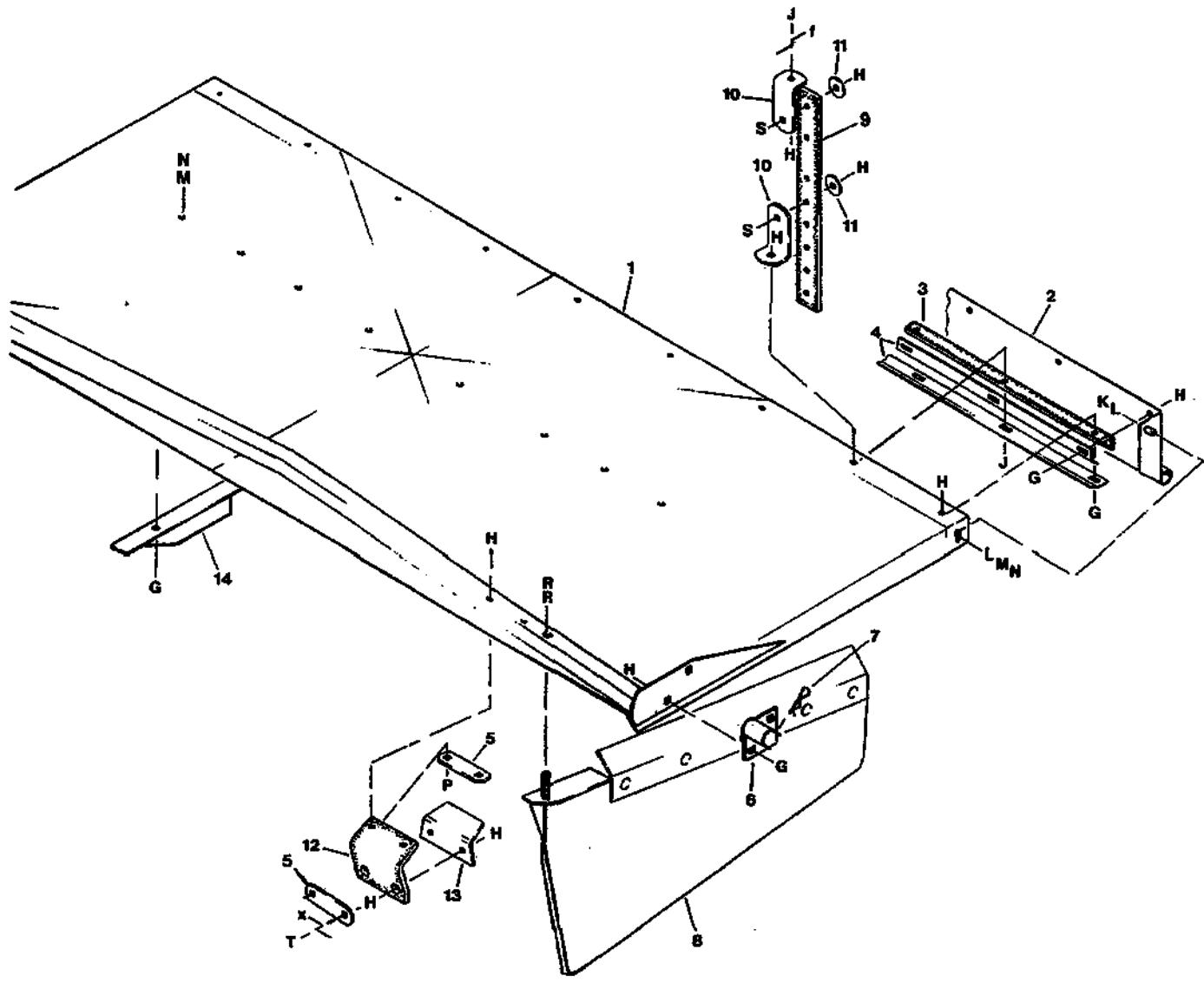
# Hay Conditioner WINCH GROUP



**721/921 Hay Conditioner  
WINCH GROUP**

REF	PART NUMBER	DESCRIPTION	QTY	SERIAL NUMBER
1	34161	TUBE - winch .....	1	
2	34042	CABLE .....	2	
3	34037	WHEEL - ratchet .....	1	
4	34168	PAWL .....	1	
5	34165	SPACER .....	1	
6	34177	SPRING .....	1	
7	32247	WASHER .....	1	
8	24620	SPACER .....	2	
9	34018	PULLEY .....	2	
10	42592	WASHER .....	2	
11	16008	PIN - roll, 5/16 x 1 1/2 inch .....	1	
A	21947	SCREW - sheet metal, #10 x 5/8 inch		
C	21576	BOLT - hex head, 1/2 NC x 2 inch		
D	18638	WASHER - lock, 1/2 inch		
E	18591	NUT - hex, 1/2 NC		
F	21565	BOLT - hex head, 1/2 NC x 1 3/4 inch		
G	18697	NUT - lock, 1/2 NC distorted thread		

921 Hay Conditioner  
FORMING SHIELD GROUP





**721/921 Hay Conditioner  
FORMING SHIELD GROUP**

REF	PART NUMBER	DESCRIPTION	QTY	SERIAL NUMBER
1	47046	COVER - top (not exactly as shown) .....	1	-86399
	47590	COVER - top .....	1	86400-
2	47576	DEFLECTOR - rear .....	1	86400-
3	47578	HINGE - rubber, rear .....	1	86400-
4	47577	STRAP - deflector hinge support .....	2	86400-
5	47071	BAR - front hinge support .....	4	86400-
6	47584	SUPPORT - mounting (for mounting shields to tractor frame) .....	2	86400-
7	13125	PIN - hair .....	2	86400-
8	47058	SHIELD - forming, left .....	1	-86399
	47596	SHIELD - forming, left .....	1	86400-
	47059	SHIELD - forming, right .....	1	-86399
	47597	SHIELD - forming, right .....	1	86400-
9	47067	STRAP - rubber, rear support (not exactly as shown) .....	2	-86399
	47579	STRAP - rubber, rear support .....	2	86400-
10	47066	ANGLE - tractor mounting (not exactly as shown) .....	4	-86399
	47580	ANGLE - tractor mounting .....	4	86400-
11	16652	WASHER - flat .....	4	
12	47072	HINGE - rubber, front .....	2	86400-
13	47083	SUPPORT - front hinge .....	2	86400-
14	47042	DEFLECTOR - fin (4 standard, 8 possible) .....	4	
G	21863	BOLT - round head, square neck, 3/8 NC x 3/4 inch		
H	30228	NUT - lock, flange head, 3/8 NC distorted thread		
J	19965	BOLT - round head, square neck, 3/8 NC x 1 inch		
K	20077	BOLT - hex head, 3/8 NC x 1 inch		
L	18598	WASHER - flat, 13/32 inch I.D.		
M	18637	WASHER - lock, 3/8		
N	18590	NUT - hex, 3/8 NC		
P	21478	BOLT - round head, square neck, 3/8 NC x 2 1/2 inch		
R	18592	NUT - hex, 5/8 NC		
S	19966	BOLT - round head, square neck, 3/8 NC x 1 1/4 inch		
T	50148	BOLT - round head, square neck, 3/8 NC x 1 1/2 thread full length		
~ x	REF	Hardware passes through conditioner rear angle and/or arm support.		
~ f	REF	Hardware passes through frame member.		

## NUMERICAL LIST

<u>PART NO.</u>	<u>PAGE</u>	<u>PART NO.</u>	<u>PAGE</u>	<u>PART NO.</u>	<u>PAGE</u>	<u>PART NO.</u>	<u>PAGE</u>
795.....	21D	20535.....	7	21934.....	43	28815.....	17
1961.....	41	20535.....	11	21936.....	9B	30031.....	41
2149.....	27	20535.....	21D	21936.....	11	30167.....	39
4761.....	23	20535.....	23	21936.....	13	30256.....	23
6636.....	27	20535.....	25B	21936.....	21D	30256.....	43
6647.....	43	20535.....	27	21936.....	23	30316.....	33
7258.....	17	21010.....	13	21936.....	25B	30362.....	13
8407.....	23	21010.....	29	21936.....	27	30510.....	15
8639.....	17	21010.....	41	21938.....	9B	30542.....	5
8639.....	19	21024.....	21	21938.....	11	30574.....	41
9213.....	21D	21024.....	43	21938.....	13	30576.....	41
9333.....	21D	21054.....	9B	21938.....	21D	30582.....	43
11142.....	23	21054.....	11	21938.....	27	30583.....	43
11142.....	43	21062.....	9B	21940.....	25B	30584.....	43
11695.....	37	21151.....	21	21940.....	27	30585.....	43
11814.....	45	21194.....	15	21970.....	43	30586.....	43
13125.....	5	21299.....	38	23142.....	25D	30587.....	43
13125.....	37	21417.....	15	23163.....	33	30588.....	43
13125.....	49	21417.....	21	23164.....	33	30589.....	43
13298.....	13	21418.....	15	23165.....	33	30590.....	43
13298.....	23	21420.....	21	23292.....	33	30596.....	27
13626.....	41	21421.....	21	23918.....	19	30600.....	27
13747.....	5	21424.....	21	23951.....	33	30601.....	9
14911.....	24	21425.....	21	23955.....	33	30601.....	13
16008.....	47	21425.....	43	24132.....	25D	30602.....	9B
16123.....	29	21512.....	21	24319.....	38	30602.....	11
16539.....	5	21513.....	21	24320.....	38	30602.....	13
16652.....	49	21514.....	21	24322.....	38	30602.....	21D
16659.....	21D	21516.....	21	24536.....	38	30602.....	23
16661.....	5	21517.....	21	24620.....	47	30602.....	25B
16681.....	21D	21519.....	21	24776.....	39	30602.....	27
16681.....	23B	21540.....	23	24779.....	39	30603.....	23
16837.....	29	21540.....	38	24795.....	39	30603.....	25B
17194.....	9B	21712.....	21	24934.....	38	30603.....	27
17194.....	11	21717.....	21	25061.....	25D	30607.....	15
17194.....	13	21810.....	23	25062.....	5	30613.....	27
17194.....	21D	21832.....	31	25063.....	25D	30614.....	27
17194.....	25D	21855.....	31	25894.....	33	30615.....	27
17194.....	27	21857.....	31	25929.....	33	30617.....	39
18605.....	5	21858.....	31	25990.....	33	30618.....	39
18620.....	45	21859.....	9	25991.....	33	30619.....	39
18648.....	21D	21859.....	13	26318.....	21	30621.....	39
18648.....	23B	21860.....	9	26319.....	21	30622.....	39
18671.....	9B	21861.....	13	26320.....	21	30623.....	39
18671.....	13	21861.....	23	26321.....	15	30668.....	15
18671.....	43	21862.....	9B	26694.....	33	30668.....	19B
18689.....	21	21862.....	11	26697.....	33	30695.....	31
18810.....	29	21862.....	25D	26878.....	3	30696.....	17
18898.....	27	21864.....	21	28013.....	17	30696.....	19
18922.....	43	21887.....	15	28014.....	17	30814.....	21
19183.....	25B	21934.....	9B	28346.....	25B	30815.....	21
19183.....	29	21934.....	11	28346.....	27	30881.....	24
19588.....	3	21934.....	13	28403.....	33	30882.....	24
20535.....	5	21934.....	21D	28790.....	25B	30883.....	24

## NUMERICAL LIST

<u>PART NO.</u>	<u>PAGE</u>	<u>PART NO.</u>	<u>PAGE</u>	<u>PART NO.</u>	<u>PAGE</u>	<u>PART NO.</u>	<u>PAGE</u>
31062.....	5	34182.....	19	34531.....	3	34809.....	27
32070.....	33	34184.....	43	34532.....	3	34812.....	27
32225.....	31	34195.....	43	34536.....	27	34813.....	25B
32247.....	47	34211.....	17	34555.....	3	34813.....	27
32275.....	3	34212.....	17	34556.....	3	34833.....	19
32275.....	37	34268.....	5	34557.....	3	34834.....	8
32738.....	33	34283.....	5	34566.....	9	34835.....	8
32891.....	5	34284.....	5	34600.....	11	34836.....	8
32927.....	5	34292.....	7	34625.....	5	34893.....	19
33007.....	15	34313.....	17	34647.....	21D	34895.....	15
33114.....	17	34328.....	19	34647.....	23	34906.....	43
33275.....	38	34329.....	19	34650.....	38	34960.....	23
33276.....	38	34330.....	19	34651.....	38	34961.....	23
33288.....	38	34331.....	19	34665.....	21D	34968.....	19
33834.....	15	34351.....	25B	34669.....	21D	34969.....	5
33860.....	5	34351.....	29	34669.....	23	34974.....	19
34002.....	43	34352.....	27	34670.....	21D	34974.....	19B
34005.....	43	34359.....	19	34670.....	23	34975.....	19
34010.....	43	34359.....	19B	34671.....	27	34975.....	19B
34013.....	43	34360.....	21D	34674.....	19	34980.....	19
34015.....	43	34360.....	23	34675.....	23	34980.....	19B
34018.....	47	34362.....	39	34675.....	27	34983.....	27
34019.....	45	34366.....	39	34678.....	19	36012.....	9B
34022.....	43	34378.....	25B	34679.....	19	36627.....	8
34023.....	41	34378.....	29	34680.....	21D	36796.....	21D
34031.....	24	34379.....	27	34680.....	23	37167.....	31
34031.....	43	34388.....	15	34681.....	21D	37551.....	25D
34033.....	43	34389.....	15	34681.....	23	37551.....	43
34037.....	47	34390.....	17	34682.....	23	37616.....	37
34040.....	43	34390.....	19	34725.....	5	37618.....	37
34042.....	47	34390.....	19B	34726.....	5	37930.....	15
34044.....	43	34391.....	17	34730.....	27	37930.....	19B
34047.....	43	34391.....	19	34736.....	27	38008.....	7
34049.....	43	34391.....	19B	34744.....	27	38411.....	27
34055.....	43	34400.....	15	34745.....	27	38412.....	27
34056.....	43	34400.....	25D	34746.....	27	38413.....	27
34085.....	41	34438.....	5	34747.....	27	38414.....	29
34090.....	41	34454.....	5	34750.....	27	38415.....	29
34093.....	33	34455.....	5	34751.....	27	38416.....	29
34110.....	41	34456.....	5	34752.....	25B	38489.....	37
34113.....	41	34457.....	5	34752.....	27	38548.....	13
34145.....	41	34458.....	5	34753.....	29	38550.....	13
34147.....	41	34459.....	5	34755.....	27	38551.....	13
34148.....	41	34516.....	3	34756.....	27	38553.....	13
34150.....	45	34517.....	3	34757.....	27	38554.....	13
34155.....	41	34518.....	3	34762.....	5	38661.....	24
34156.....	41	34519.....	3	34763.....	5	38672.....	5
34161.....	47	34523.....	3	34764.....	5	38728.....	23
34165.....	47	34524.....	3	34768.....	29	38729.....	23
34168.....	47	34525.....	3	34800.....	29	38731.....	11
34177.....	47	34526.....	3	34806.....	29	38735.....	13
34181.....	17	34527.....	31	34808.....	29	38798.....	5
34181.....	19	34528.....	31	34808.....	25B	38804.....	27
34182.....	17	34530.....	3	34808.....	27	38810.....	31
				34809.....	25B		

## NUMERICAL LIST

<u>PART NO.</u>	<u>PAGE</u>	<u>PART NO.</u>	<u>PAGE</u>	<u>PART NO.</u>	<u>PAGE</u>	<u>PART NO.</u>	<u>PAGE</u>
38811.....	31	43280.....	13	47123.....	45	47383.....	27
38845.....	24	43281.....	13	47124.....	45	47388.....	9B
38846.....	24	43648.....	3	47130.....	17	47388.....	11
38847.....	24	43697.....	33	47174.....	5	47418.....	25B
38854.....	24	43709.....	39	47175.....	5	47418.....	29
38855.....	24	43729.....	37	47193.....	3	47430.....	29
38859.....	24	43742.....	37	47194.....	5	47431.....	29
38860.....	24	43916.....	33	47197.....	3	47437.....	27
38861.....	23	43917.....	33	47198.....	9	47438.....	27
38862.....	23	43981.....	21	47199.....	9	47439.....	27
38864.....	23	44575.....	37	47202.....	7	47440.....	21D
38867.....	23	44612.....	37	47202.....	8	47444.....	21D
38874.....	23	44944.....	33	47220.....	34	47444.....	25B
38875.....	5	45408.....	33	47221.....	34	47450.....	9B
38885.....	23	45409.....	33	47225.....	34	47458.....	25B
38894.....	5	45410.....	33	47226.....	43	47476.....	25D
38894.....	25D	47001.....	41	47232.....	43	47523.....	8
38896.....	13	47002.....	41	47238.....	43	47524.....	8
38897.....	13	47006.....	41	47241.....	43	47561.....	3
38898.....	13	47009.....	31	47243.....	43	47562.....	3
38926.....	15	47010.....	31	47250.....	43	47563.....	3
38937.....	23	47016.....	41	47275.....	9B	47564.....	3
38938.....	23	47018.....	41	47275.....	11	47571.....	3
38939.....	23	47032.....	41	47276.....	31	47572.....	3
38956.....	31	47033.....	41	47277.....	31	47573.....	3
38957.....	31	47034.....	41	47285.....	25B	47574.....	3
38958.....	31	47035.....	41	47285.....	29	47576.....	49
38959.....	31	47036.....	41	47287.....	43	47577.....	49
38960.....	31	47037.....	41	47295.....	25B	47578.....	49
38961.....	31	47038.....	45	47300.....	25B	47579.....	49
38964.....	31	47039.....	31	47300.....	27	47580.....	49
39272.....	5	47042.....	49	47306.....	25B	47584.....	49
40008.....	15	47046.....	49	47306.....	27	47588.....	13
41528.....	25B	47048.....	45	47322.....	5	47589.....	13
41717.....	25B	47054.....	21D	47325.....	5	47590.....	49
41718.....	25B	47054.....	23	47326.....	9B	47596.....	49
41730.....	25B	47055.....	21D	47327.....	21D	47597.....	49
41740.....	25B	47055.....	23	47328.....	9B	47605.....	13
41741.....	25B	47057.....	21D	47328.....	25D	47606.....	13
41742.....	25B	47057.....	23	47329.....	9B	47611.....	7
41743.....	25B	47058.....	49	47330.....	9B	47612.....	7
41886.....	9B	47059.....	49	47331.....	9B	47621.....	7
41886.....	25D	47066.....	49	47337.....	9B	47622.....	7
41890.....	25D	47067.....	49	47344.....	21D	47627.....	45
42036.....	43	47070.....	41	47345.....	34	47630.....	13
42498.....	37	47071.....	49	47346.....	34	47638.....	5
42592.....	13	47072.....	49	47348.....	25D	47645.....	3
42592.....	47	47073.....	13	47352.....	25D	47680.....	25B
43279.....	11	47082.....	21D	47357.....	25D	47680.....	29
43279.....	9B	47082.....	23	47362.....	25D	47681.....	7
43279.....	13	47083.....	49	47363.....	25D	47681.....	25B
43280.....	9B	47084.....	13	47365.....	25D	47681.....	29
43280.....	11	47112.....	45	47383.....	25B	47711.....	41

## NUMERICAL LIST

<u>PART NO.</u>	<u>PAGE</u>	<u>PART NO.</u>	<u>PAGE</u>	<u>PART NO.</u>	<u>PAGE</u>	<u>PART NO.</u>	<u>PAGE</u>
47788.....	17	52262.....	3	103378.....	23	B 2515.....	18
47793.....	17	52263.....	3	103379.....	21D	B 2516.....	18
47832.....	15	52264.....	3	103379.....	23	B 2518.....	18
47833.....	15	52265.....	7	103450.....	21D	B 2519.....	18
47909.....	45	52268.....	23	103450.....	23B	B 2539.....	34
47910.....	45	52271.....	23	103500.....	29	B 2696.....	29
47912.....	41	52272.....	23	103565.....	21B	B 2771.....	18
47913.....	41	52277.....	13	103650.....	29		
47918.....	45	52278.....	13	103727.....	5		
47922.....	45	52282.....	31	103837.....	29		
47925.....	45	52283.....	31	113152.....	21B		
47926.....	41	52291.....	29	113153.....	21B		
47927.....	41	52293.....	29	113229.....	15		
47940.....	7	52297.....	3	113222.....	15		
47942.....	7	52308.....	3	113222.....	19B		
47957.....	41	52309.....	3	115045.....	33		
47967.....	41	52310.....	3	115074.....	25D		
47988.....	21	52311.....	3	115074.....	27		
50077.....	31	52312.....	3	115080.....	7		
50082.....	31	52318.....	29	115082.....	15		
50152.....	13	100421.....	15	115082.....	19B		
50153.....	13	100500.....	19B	115083.....	15		
50179.....	21	100501.....	19B	115083.....	19B		
50194.....	17	100532.....	21B	115084.....	15		
50194.....	19	100706.....	21B	115084.....	19B		
50199.....	17	100707.....	21B	115115.....	29		
50199.....	19B	100708.....	21B	115116.....	29		
52020.....	45	100709.....	21B	115134.....	29		
52021.....	45	100710.....	21B	115144.....	21D		
52031.....	5	100712.....	21B	115144.....	23		
52064.....	23	100714.....	21B	115145.....	33		
52068.....	23	100715.....	21B	115146.....	33		
52109.....	45	100716.....	21B	115147.....	33		
52122.....	45	100717.....	21B	115150.....	21D		
52186.....	7	100718.....	21B	115150.....	23		
52206.....	19B	100719.....	21B	115156.....	29		
52210.....	17	100720.....	21B	115158.....	29		
52210.....	19B	100721.....	21B	115159.....	29		
52211.....	19B	100722.....	21B	115163.....	27		
52217.....	5	100723.....	21B	115164.....	27		
52218.....	5	100726.....	21B	115165.....	27		
52220.....	33	101173.....	41	115170.....	21D		
52222.....	23	102533.....	33	115170.....	23		
52223.....	23	102543.....	33	115171.....	21D		
52233.....	19B	102544.....	33	115171.....	23		
52234.....	17	102547.....	33	115172.....	23		
52234.....	19B	102629.....	21B	115173.....	23		
52235.....	19B	102630.....	21B	116021.....	27		
52236.....	19B	103096.....	21B	B 1866.....	29		
52247.....	5	103374.....	21D	B 1867.....	29		
52248.....	5	103374.....	23	B 1868.....	29		
52250.....	27	103377.....	21D	B 2145.....	25B		
52260.....	3	103377.....	23	B 2146.....	25B		
52261.....	3	103378.....	21D	B 2476.....	34		



**SUGGESTED STOCKING LISTS**

**Model 910 Auger Header & Hay Conditioner.....56,57**  
**Model 920 Auger Header & Hay Conditioner.....58,59**  
**Model 932 Auger Header .....60,61**

**Model 910 Auger Header  
SUGGESTED STOCKING LIST**

P.C. REF	PART NUMBER	DESCRIPTION	SUGGESTED QTY.		ORDER QTY	UNIT PRICE	EXT. PRICE
			2 UNITS	5 UNITS			
<b><u>MAIN FRAME, LIGHTS &amp; SHIELDS - Parts Catalog Pg 3</u></b>							
14	47193	PAD - L/H Shoe	0	1			
16	47197	PAD - R/H Shoe	0	1			
<b><u>SKID SHOES - Parts Catalog Pg 8</u></b>							
1	47523 *	SHOE - L/H adjustable skid	0	1			
	47524 *	SHOE - R/H adjustable skid	0	1			
<b><u>DRIVES GROUP - Parts Catalog Pg 9 B</u></b>							
3	21936	BEARING - ball	1	3			
7	21934	BUSHING - split taper	0	1			
10	21862	PULLEY - flat idler	0	1			
12	21054	PULLEY - "V" idler	1	3			
19	36012	BELT - auger drive	1	1			
<b><u>SICKLE DRIVE GROUP - Parts Catalog Pg 15</u></b>							
9	115083	HEAD ASSEMBLY - L/H sickle	1	3			
11	30607	BEARING - needle, sickle head	1	3			
12	113222	SEAL - sickle head	1	3			
15	30668	SCREW - sickle head	100	300			
16	34400	BELT - drive, sickle (& reel drive)	1	2			
23	100421	ARM - output	1	2			
24	113229	PIN - sickle head	1	2			
H	30669	NUT - sickle	100	300			
<b><u>CUTTING COMPONENTS - Parts Catalog Pg 17</u></b>							
1	28014	GUARD - sickle, end	2	8			
	28013	GUARD - sickle	10	100			
3	28815	CLIP - hold-down	4	20			
6	34181 *	SICKLE ASS'Y - less head - 12'	1	3			
	34182 *	SICKLE ASS'Y - less head - 14'	1	3			
7	34390	SECTION - sickle	50	300			
8	34391	SECTION - sickle end	4	15			
9	30696	SCREW - sickle section	100	300			
<b><u>SICKLE DRIVE BOX - Parts Catalog Pg 21 B</u></b>							
	100532	DRIVE - sickle, complete	0	1			
1	100706	YOKE - output	0	1			
2	100707	SEAL - oil, output shaft	2	4			
3	100708	BUSHING - bronze	1	2			
5	100726	BUSHING - steel	1	2			
8	100710	SHAFT - input	0	1			
10	100712	O-RING	1	2			
11	102630	SEAL - oil, input shaft	1	2			
12	100714	BEARING ASS'Y - cup & cone	1	2			

Continued next page.

\* - Order to suit header sizes and options sold.



**Model 910 Auger Header  
SUGGESTED STOCKING LIST**

P.C. REF	PART NUMBER	DESCRIPTION	SUGGESTED QTY.		ORDER QTY	UNIT PRICE	EXT. PRICE
			2 UNITS	5 UNITS			
<b><u>SICKLE DRIVE BOX - Parts Catalog Pg 21 B (continued)</u></b>							
16	100717	BEARING ASS'Y - cup & cone	1	2			
18	100719	CAP - dust	1	2			
20	100720	BEARING ASS'Y - cup & cone	2	4			
21	100721	PIVOT	0	1			
22	100722	RING - retaining, internal	2	4			
23	100723	BUSHING - bronze	2	4			
<b><u>AUGER &amp; DRIVE - Parts Catalog Pg 21 B</u></b>							
11	21936	BEARING - ball	1	2			
14	21938	FLANGE - bearing, 45_ lube fitting	0	1			
16	9333	SPROCKET ASSEMBLY - idler	0	1			
<b><u>REEL - Parts Catalog Pg 25 B</u></b>							
5	30603	FLANGE - bearing, straight lube fig.	1	1			
11	47295	DISC - reel bushing	0	3			
15	21940	BEARING - cam follower	2	10			
16	28346	BOLT - cam follower	1	2			
17	28790	BUSHING - plastic, reel arm	5	10			
18	47681	FINGER - double, pick-up	20	60			
19	19183	CLIP - spring	5	20			
21	47680	FINGER - double, pick-up, R/H	1	3			
<b><u>REEL DRIVE &amp; SHIELDS - Parts Catalog Pg 25 D</u></b>							
14	23142	BUSHING - plastic	0	1			
<b><u>PAINT - Parts Catalog Pg 33</u></b>							
	25991	PAINT - black, 1 litre	1	1			
<b><u>HAY CONDITIONER - FRAME &amp; ROLLS - Parts Catalog Pg 41</u></b>							
7	30031	BEARING - with collar	1	3			
8	47070	FLANGE - bearing, with lube fig.	0	1			
9	30576	FLANGE - bearing	0	1			
20	13626	BUSHING - rubber	1	3			
<b><u>HAY CONDITIONER - DRIVE GROUP - Parts Catalog Pg 43</u></b>							
4	34055	BELT - matched set	1	3			
9	37551	BUSHING - plastic	1	2			
14	34056	BOLT - knurled	1	2			
36	18922	CROSS & BEARING KIT	0	2			

**Model 920 Auger Header  
SUGGESTED STOCKING LIST**

P.C. REF	PART NUMBER	DESCRIPTION	SUGGESTED QTY.		ORDER QTY	UNIT PRICE	EXT. PRICE
			2 UNITS	5 UNITS			
<b><u>MAIN FRAME, LIGHTS &amp; SHIELDS - Parts Catalog Pg 3 &amp; 5</u></b>							
14	47193	PAD - L/H Shoe	0	1			
18	47194	PAD - R/H shoe	0	1			
<b><u>SKID SHOES - Parts Catalog Pg 8</u></b>							
1	47523 *	SHOE - L/H adjustable skid	0	1			
	47524 *	SHOE - R/H adjustable skid	0	1			
2	36627	BRACKET - retaining	1	3			
<b><u>DRIVES GROUP - Parts Catalog Pg 13</u></b>							
4	30602	FLANGE - bearing	1	1			
8	21934	BUSHING - split taper	0	1			
15	21859	BEARING - ball	1	3			
16	30601	FLANGE - bearing	1	1			
21	21861	BUSHING - split taper	0	1			
24	38735	BELTS - cross shaft drive	1	1			
<b><u>SICKLE DRIVE GROUP - Parts Catalog Pg 15</u></b>							
9	115083	HEAD ASSEMBLY - L/H sickle	1	3			
11	30607	BEARING - needle, sickle head	1	3			
12	113222	SEAL - sickle head	1	3			
13	115084	HEAD ASSEMBLY - R/H sickle	1	3			
15	30668	SCREW - sickle head	100	300			
17	38926	BELT - timing, double sickle	1	2			
23	100421	ARM - output	1	3			
24	113229	PIN - sickle head	1	2			
H	30669	NUT - sickle	100	300			
<b><u>CUTTING COMPONENTS - Parts Catalog Pg 17</u></b>							
1	28014	GUARD - sickle, end	4	10			
	28013	GUARD - sickle	10	100			
2	33114	GUARD - sickle, center	2	5			
3	28815	CLIP - hold-down	4	20			
6	34211 *	SICKLE ASS'Y - L/H less hd - 14'	2	5			
	34212 *	SICKLE ASS'Y - L/H less hd - 16'	2	5			
	47788 *	SICKLE ASS'Y - L/H less hd - 18'	2	5			
7	34390	SECTION - sickle	50	300			
8	34391	SECTION - sickle end	4	15			
9	30696	SCREW - sickle section	50	200			
10	52234 *	SICKLE ASS'Y - R/H less hd - 14'	1	3			
	34313 *	SICKLE ASS'Y - R/H less hd - 16'	1	3			
	47793 *	SICKLE ASS'Y - R/H less hd - 18'	1	3			
15	50194	SCREW - countersunk head	15	60			
17	52210 *	SECTION - sickle, top c'sink	4	15			

\* - Order to suit header sizes and options sold.

**Model 920 Auger Header  
SUGGESTED STOCKING LIST**

P.C. REF	PART NUMBER	DESCRIPTION	SUGGESTED QTY.		ORDER QTY	UNIT PRICE	EXT. PRICE
			2 UNITS	5 UNITS			
<b><u>SICKLE DRIVE BOX - Parts Catalog Pg 21 B</u></b>							
	100532	DRIVE - sickle, complete	0	1			
1	100706	YOKE - output	0	1			
2	100707	SEAL - oil, output shaft	2	4			
3	100708	BUSHING - bronze	1	2			
5	100726	BUSHING - steel	1	2			
8	100710	SHAFT - input	0	1			
10	100712	O-RING	1	2			
11	102630	SEAL - oil, input shaft	1	2			
12	100714	BEARING ASS'Y - cup & cone	1	2			
16	100717	BEARING ASS'Y - cup & cone	1	2			
18	100719	CAP - dust	1	2			
20	100720	BEARING ASS'Y - cup & cone	2	4			
21	100721	PIVOT	0	1			
22	100722	RING - retaining, internal	2	4			
23	100723	BUSHING - bronze	2	4			
<b><u>AUGER &amp; DRIVE - Parts Catalog Pg 23</u></b>							
28	8407	BELT - auger drive, matched pair	1	1			
<b><u>REEL DRIVE GROUP - Parts Catalog Pg 27 &amp; 29</u></b>							
7	21936	BEARING - ball	1	3			
9	30603	FLANGE - bearing, straight lube ftg.	1	1			
10	21938	FLANGE - bearing, 45_ lube fitting	1	1			
28	21940	BEARING - cam follower	2	10			
29	28346	BOLT - cam follower	0	2			
32	30614	BEARING - finger tube	1	2			
33	30600	FLANGE - bearing	1	2			
34	30596	FLANGE - bearing, with lube ftg.	1	2			
39	47681	FINGER - double, pick-up	20	100			
40	19183	CLIP - spring	10	100			
48	47680	FINGER - double, pick-up, R/H	1	3			
<b><u>REEL DRIVE HYDRAULICS - Parts Catalog Pg 31</u></b>							
1	47277	SEAL KIT - for reel motor	0	1			
<b><u>PAINT - Parts Catalog Pg 33</u></b>							
	25991	PAINT - black, 1 litre	1	1			
<b><u>HAY CONDITIONER - FRAME &amp; ROLLS - Parts Catalog Pg 41</u></b>							
7	30031	BEARING - with collar	1	3			
9	30576	FLANGE - bearing	0	1			
20	13626	BUSHING - rubber	2	5			
<b><u>HAY CONDITIONER - DRIVE GROUP - Parts Catalog Pg 43</u></b>							
4	34055	BELT - matched set	1	3			
9	37551	BUSHING - plastic	1	2			
14	34056	BOLT - knurled	1	2			
36	18922	CROSS & BEARING KIT	0	2			

**Model 932 Grass Seed Auger Header  
SUGGESTED STOCKING LIST**

P.C. REF	PART NUMBER	DESCRIPTION	SUGGESTED QTY.		ORDER QTY	UNIT PRICE	EXT. PRICE
			2 UNITS	5 UNITS			
<u>DRIVES GROUP - Parts Catalog Pg 13</u>							
3	21936	BEARING - ball	1	3			
4	30602	FLANGE - bearing	1	1			
15	21859	BEARING - ball	1	3			
16	30601	FLANGE - bearing	1	1			
24	38735	BELTS - cross shaft drive	1	1			
<u>SICKLE DRIVE GROUP - Parts Catalog Pg 15</u>							
9	115083	HEAD ASSEMBLY - L/H sickle	1	3			
11	30607	BEARING - needle, sickle head	1	3			
12	113222	SEAL - sickle head	1	3			
13	115084	HEAD ASSEMBLY - R/H sickle	1	3			
17	38926	BELT - timing, double sickle	1	2			
23	100421	ARM - output	1	3			
24	113229	PIN - sickle head	1	3			
<u>CUTTING COMPONENTS - Parts Catalog Pg 19 B</u>							
1	34975	GUARD - sickle, end	2	8			
2	34974	GUARD - sickle, stub	20	100			
3	34980	BAR - adjuster	4	10			
5	34359	GUIDE - sickle	20	100			
6	52235 *	SICKLE ASS'Y - L/H less hd - 12'	1	2			
	52236 *	SICKLE ASS'Y - L/H less hd - 14'	1	2			
7	52206	GUIDE - top, L/H sickle	1	4			
8	52211	SECTION - bottom countersink	20	100			
9	34390	SECTION - sickle	150	300			
10	34391	SECTION - sickle end	4	20			
11	30696	SCREW - sickle section	50	200			
12	52210	SECTION - top countersink	20	100			
13	52233 *	SICKLE ASS'Y - R/H less hd - 12'	1	2			
	52234 *	SICKLE ASS'Y - R/H less hd - 14'	1	2			
14	50199	SCREW - countersink head	50	250			
15	30668	SCREW - sickle hd. & top guide	25	100			
F	30669	NUT - sickle	100	300			

Continued next page.

\* - Order to suit header sizes and options sold.

**Model 932 Grass Seed Auger Header  
SUGGESTED STOCKING LIST**

P.C. REF	PART NUMBER	DESCRIPTION	SUGGESTED QTY.		ORDER QTY	UNIT PRICE	EXT. PRICE
			2 UNITS	5 UNITS			
<u>SICKLE DRIVE BOX - Parts Catalog Pg 21 B</u>							
	100532	DRIVE - sickle, complete	0	1			
1	100706	YOKE - output	0	1			
2	100707	SEAL - oil, output shaft	2	4			
3	100708	BUSHING - bronze	1	2			
5	100726	BUSHING - steel	1	2			
8	100710	SHAFT - input	0	1			
10	100712	O-RING	1	2			
11	102630	SEAL - oil, input shaft	1	2			
12	100714	BEARING ASS'Y - cup & cone	1	2			
16	100717	BEARING ASS'Y - cup & cone	1	2			
18	100719	CAP - dust	1	2			
20	100720	BEARING ASS'Y - cup & cone	2	4			
21	100721	PIVOT	0	1			
22	100722	RING - retaining, internal	2	4			
23	100723	BUSHING - bronze	2	4			
<u>AUGER &amp; DRIVE - Parts Catalog Pg 23</u>							
28	8407	BELT - auger drive, matched pair	1	1			
<u>REEL DRIVE GROUP - Parts Catalog Pg 27 &amp; 29</u>							
9	30603	FLANGE - bearing, straight lube ftg.	1	1			
10	21938	FLANGE - bearing, 45_ lube fitting	1	1			
28	21940	BEARING - cam follower	2	10			
29	28346	BOLT - cam follower	0	2			
32	30614	BEARING - finger tube	1	2			
33	30600	FLANGE - bearing	1	2			
34	30596	FLANGE - bearing, with lube ftg.	1	2			
39	47681	FINGER - double, pick-up	20	100			
40	19183	CLIP - spring	10	100			
48	47680	FINGER - double, pick-up, R/H	1	3			
<u>REEL DRIVE HYDRAULICS - Parts Catalog Pg 31</u>							
1	47277	SEAL KIT - for reel motor	0	1			
<u>PAINT - Parts Catalog Pg 33</u>							
	25991	PAINT - black, 1 litre	1	1			





# MacDon

*The Quiet Leader*