

# **PARTS CATALOG**

## **SELF-PROPELLED WINDROWER**

**MacDon 7000**

**Westward 7000**

**Prairie Star 4800**

PRODUCT IDENTIFICATION DECALS





MacDon

7000



WP WESTWARD 7000



REF	PART NUMBER	DESCRIPTION	QTY	SERIAL NUMBER
<b>MacDon 7000</b>				
1	25878	DECAL - rainbow: cab front	1	
	25879	DECAL - rainbow: fuel tank	1	
	25884	DECAL - rainbow: left side, rear	1	
	25885	DECAL - rainbow: right side	1	
	25876	DECAL - rainbow: rear sheet metal, left & right sides	2	
	25887	DECAL - rainbow: left side, front	1	
	25871	DECAL - rainbow: rear sheet metal, back	1	
2	25892	DECAL - MacDon: rear sheet metal, back	1	
	25890	DECAL - MacDon: front, left side, right side	3	
3	25891	DECAL - 7000: left side, right side	2	
<b>Westward 7000</b>				
4	30691	DECAL - Westward 7000: front, left side, right side	3	
5	30692	DECAL - "WP" Logo: rear sheet metal	1	
<b>Prairie Star 4800</b>				
6	45009	DECAL - Prairie Star: cab front	1	
	45008	DECAL - Prairie Star: left side, rear	1	
	45007	DECAL - Prairie Star: right side, rear	1	
7	45005	DECAL - striping: right side, front	1	
	45006	DECAL - striping: left side, front	1	
8	45002	DECAL - 4800: rear sheet metal, back	1	
	45004	DECAL - 4800: cab roof, left side	1	
9	45003	DECAL - 4800: cab roof, right side	1	

## TABLE OF CONTENTS

### TRACTOR SECTION

CAB.....	1-4
CAB ACOUSTICAL GROUP.....	5-8
CAB WEATHERSTRIPPING.....	9, 10
CAB GLASS.....	11, 12
SEAT.....	13, 14
BLOWER GROUP.....	15, 16
AIR CONDITIONING.....	17-20
WIPER.....	21, 22
HEATER PACKAGE.....	23, 24
TRACTOR SHEET METAL, LADDER, TOOL BOX.....	25, 26
WALKING BEAM & CASTERS.....	27, 28
LIFT LINKAGE.....	29, 30
TRACTOR HYDRAULICS.....	31-36
TRIPLE PUMP ASSEMBLY & PUMP SEAL KITS.....	37-43
CONTROL VALVE.....	44
FINAL DRIVE MOTOR.....	45, 46
PEDAL-VALVE LINKAGE.....	47, 48
POWER WHEEL.....	49-52
*PARK BRAKE GROUP.....	53, 54
TRACTION DRIVE.....	55, 56
HEADER DRIVE.....	57-60
*STEERING & GROUND SPEED.....	61-64
*ELECTRICAL GROUP & SCHEMATICS.....	65-75
GAS ENGINE, MOUNTS, FLYWHEEL.....	77, 78
PERKINS DIESEL ENGINE, MOUNTS, FLYWHEEL.....	79, 80
CDC DIESEL ENGINE, MOUNTS AND PULLEY.....	80A, 80B
AIR INTAKE/EXHAUST GROUP - GAS ENGINE.....	81, 82
AIR INTAKE/EXHAUST GROUP - PERKINS DIESEL ENGINE.....	83, 84
AIR INTAKE/EXHAUST GROUP - CDC DIESEL ENGINE.....	84A, 84B
ASPIRATED PRE-CLEANER (OPTION).....	85, 86
FUEL GROUP - GAS ENGINE.....	87-90
FUEL GROUP - PERKINS DIESEL ENGINE.....	91, 92
FUEL GROUP - CDC DIESEL ENGINE.....	92A, 92B
COOLING GROUP - GAS & DIESEL.....	93-96
ROTATING SCREEN (OPTION).....	97, 98
HYDRAULIC HEADER DRIVE.....	99-104
4-WAY VALVE ASSEMBLY.....	105, 106
FLOW CONTROL ASSEMBLY.....	105, 106
GEAR PUMP ASSEMBLY.....	107, 108
DECALS AND PAINT.....	109, 110

<u>NUMERICAL LIST.....</u>	111-122
----------------------------	---------

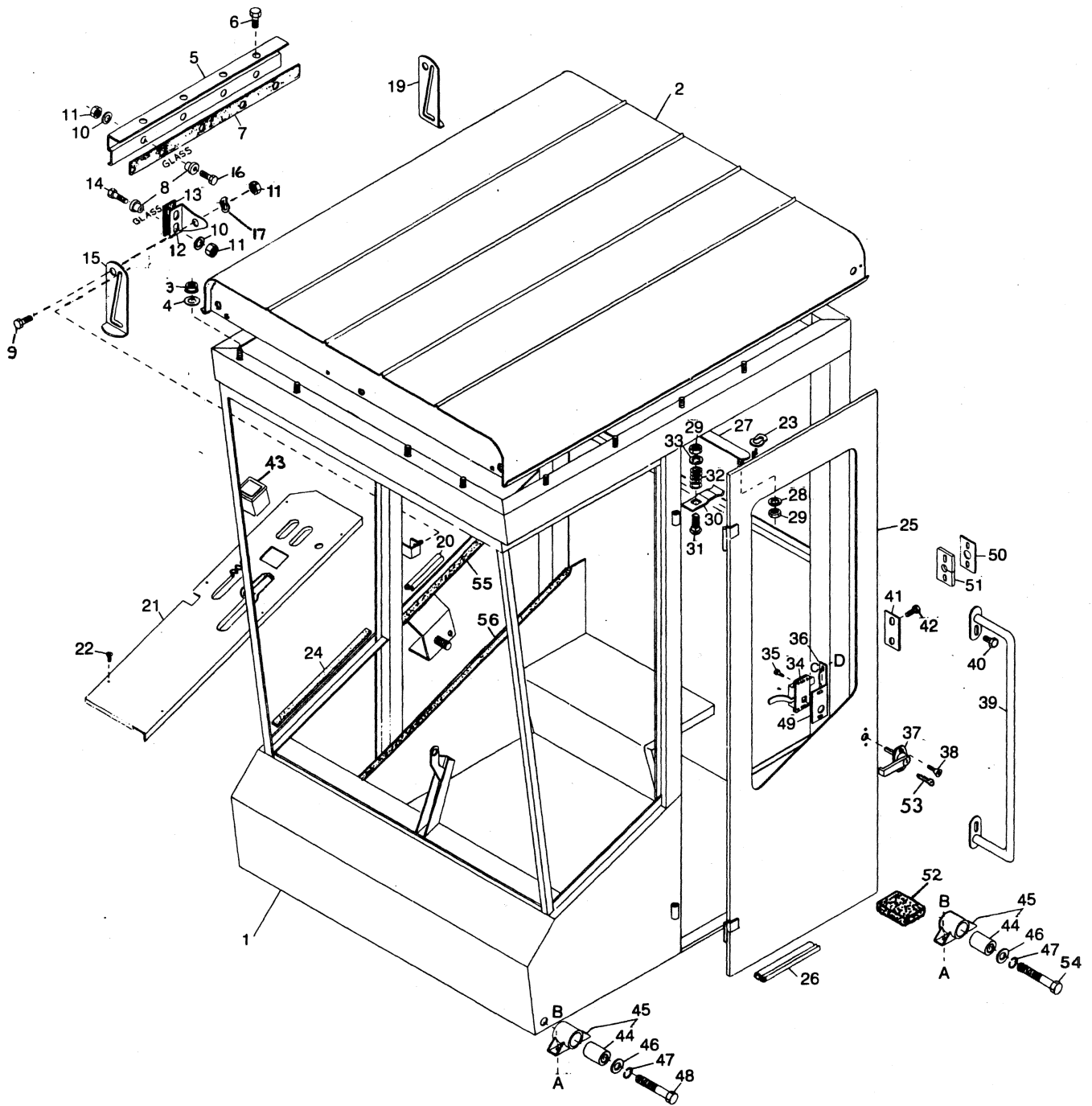
### \*EARLY PRODUCTION SUPPLEMENT

<u>PARK BRAKE GROUP - 1982 &amp; 1983 PROD'N.....</u>	123, 124
<u>STEERING &amp; GROUND SPEED - 1982 &amp; 1983 PROD'N.....</u>	125, 126
<u>ELECTRICAL GROUP &amp; SCHEMATIC - DIESEL ENGINE, 1982 PROD'N.....</u>	127-131



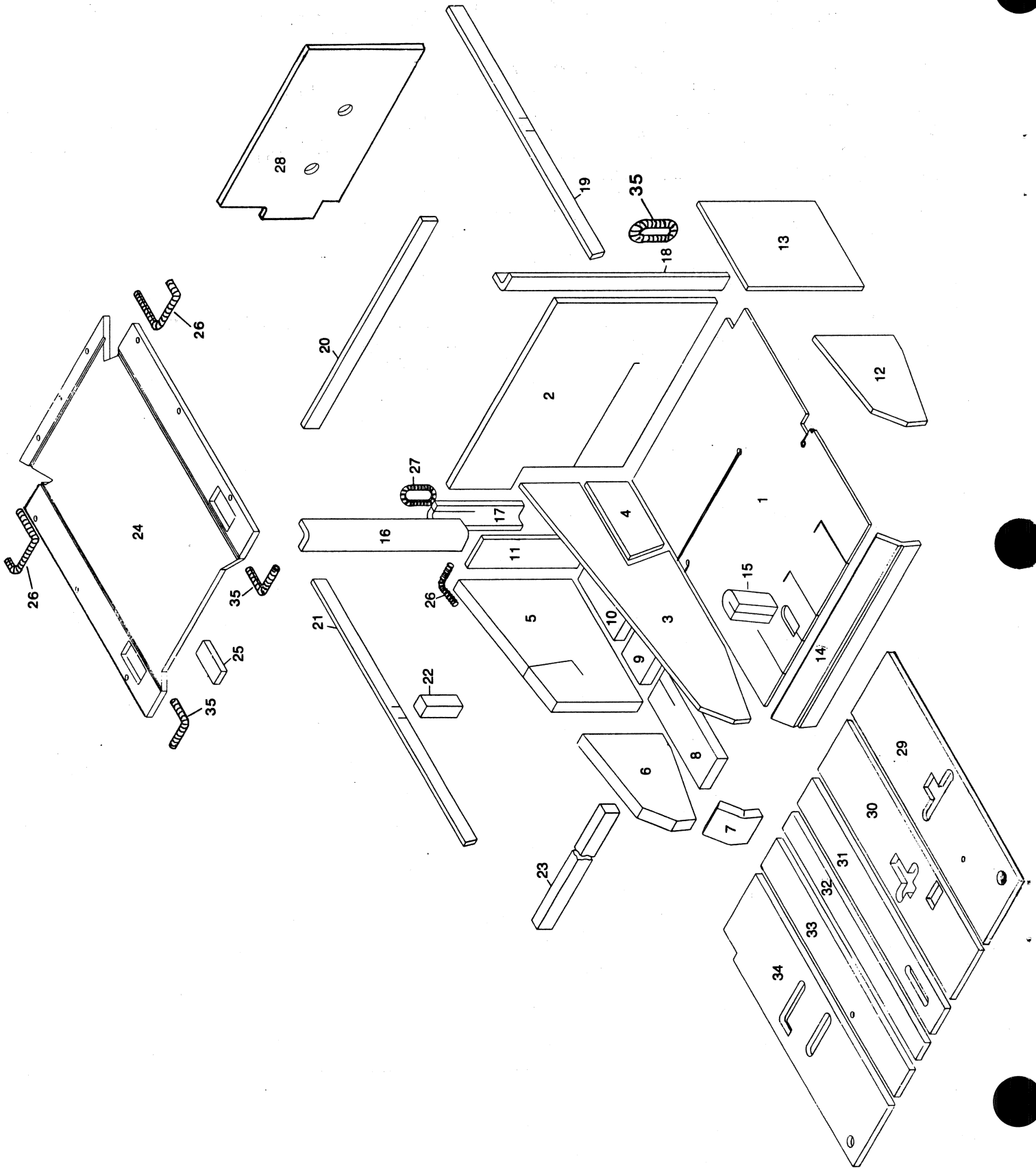
REF.	PART NO.	DESCRIPTION	QTY.	SERIAL NUMBER
1	25150	Cab Body	1	
2	25000	Cab Roof c/w Weatherstripping	1	-68982
	25534	Cab Roof c/w Weatherstripping	1	68983-
3	21452	3/8 NC Flange Nut	17	
4	20535	13/32 I.D. x 1.0 O.D. x 1/8 THK. Washer	17	
5	25383	Window Hinge	1	
6	21968	1/4 NC x 0.5 LG Flange Bolt	4	
7	25387	Hinge Isolator	1	
8	21924	1/4 I.D. x 0.25 Machine Screw Insulator	8	
9	21572	1/4 NC x 0.63 LG Capscrew	2	
10	18596	9/32 I.D. 5/8 O.D. x 0.08 THK. Washer	8	
11	18724	1/4 NC Locknut	10	
12	25388	Window Lug	2	
13	25376	Window Lug Isolator	2	
14	21573	1/4 NC x 1.0 LG Capscrew	4	
15	25391	Front Window Latch	1	
16	21566	1/4 NC x 3/4 LG Capscrew	4	
17	21925	1/4 I.D. Wave Spring Tension Washer	2	
18				
19	25390	Rear Window Latch	1	
20	25389	R/H Window Seal	1	
21	25463	Dash Top	1	-56114
	25481	Dash Top	1	56115-
22	21947	Sheet Metal Screw #10 x .63 LG	6	
23	21958	3/8 I.D. Wave Spring Tension Washer	1	
24	25050	Dash Top Seal (300 mm)	1	
25	25447	Door	1	
26	25426	Door Seal	1	
27	25430	Door Arm	1	
28	18598	13/32 I.D. x 13/16 O.D. x 0.08 THK. Washer	1	
29	18669	3/8 NC Locknut	2	
30	25404	Door Latch Clip	1	
31	21470	3/8 NC x 2.0 LG Carriage Bolt	1	
32	17546	Spring	1	
33	18599	17/32 I.D. x 1 1/16 O.D. x 0.121 THK. Washer	1	
34	21928	Cab Lock	1	
35	21456	1/4 NC x 0.75 LG Flange Bolt	2	
36	25435	Door Latch Striker	1	
37	21929	Cab Handle	1	
38	21930	#10 NC x 0.75 LG FLT. HD. Socket Capscrew	2	
39	25437	Hand Rail	1	
40	21821	3/8 NC x 0.75 LG Flange Bolt	2	
41	25158	L/H Post Cover	1	-56114
42	21968	1/4 NC x 0.50 LG Flange Bolt	2	-56114
43	21933	Ashtray	1	
44	21897	Rubber Bushing	4	
45	25450	Cab Mount c/w Rubber Bushing	4	

# CAB



REF.	PART NO.	DESCRIPTION	QTY.	SERIAL NUMBER
46	18600	21/32 I.D. x 1 5/16 O.D. x 0.121 THK. Washer	4	
47	18639	5/8 I.D. Lockwasher	4	
48	21720	5/8 NC x 4.5 LG Capscrew (Front Mounts)	2	
49	25405	Lock Back Up Plate	1	
50	25157	L/H Post Cover (Diesel Engine Only)	1	-56089
51	25156	Capillary Isolator (Diesel Engine Only)	1	-56089
52	26419	Rubber Pad	2	
53	30411	Key	1	
54	21562	5/8 NC x 5.0 LG Capscrew (Rear Mounts)	2	
55	25053	Seal - Dash Top (550 mm)	1	
56	25054	Seal - Dash Top (1000 mm)	1	
A	30228	3/8 NC Self-Locking Flange Nut (Prevailing Torque)		
B	19965	3/8 NC x 1.0 LG Carriage Bolt		
C	21476	1/4 NC x 3/4 LG Carriage Bolt		
D	21455	1/4 NC Flange Nut		

CAB ACOUSTICAL GROUP



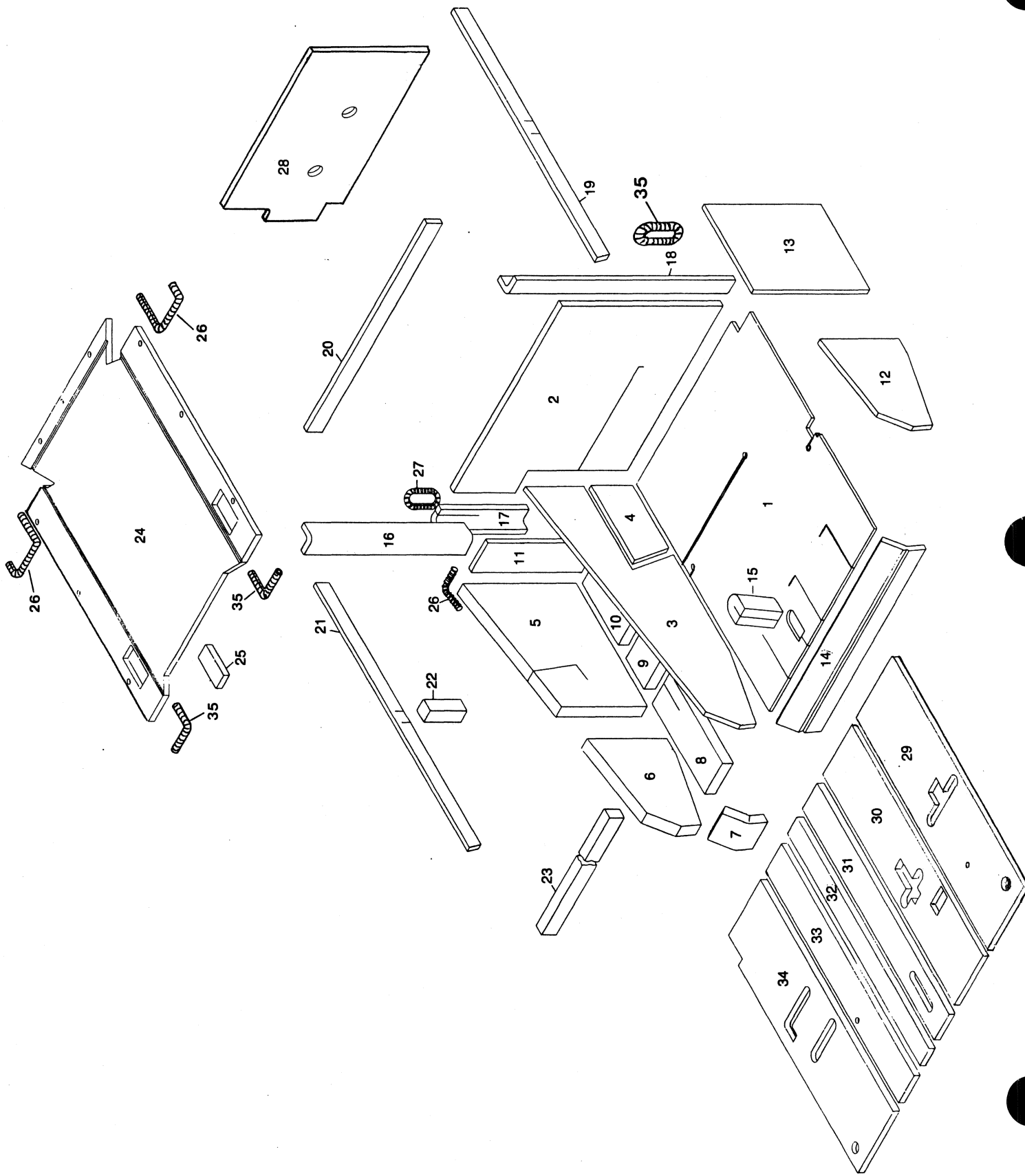


## CAB ACOUSTICAL GROUP

6

REF.	PART NO.	DESCRIPTION	QTY.	SERIAL NUMBER
1	25293	Floor Mat (Black)	1	-56114
	25300	Floor Mat (Black)	1	56115-
	25520	Floor Mat (Brown)	1	
2	25292	Rear Panel Upholstery (Black)	1	
	25514	Rear Panel Upholstery (Brown)	1	
	25593	Rear Panel Upholstery (Grey)	1	
3	25288	Console Exterior Upholstery (Black)	1	
	25510	Console Exterior Upholstery (Brown)	1	
	25591	Console Exterior Upholstery (Grey)	1	
4	25291	Console Exterior (Under Seat) Upholstery (Black)	1	
	25516	Console Exterior (Under Seat) Upholstery (Brown)	1	
	25594	Console Exterior (Under Seat) Upholstery (Grey)	1	
5	25275	Foam Insulation - R/H Rear Console	1	
6	25276	Foam Insulation - R/H Front Console	1	
7	25278	Foam Insulation - Console Front	1	
8	25277	Foam Insulation - Console Floor - Front	1	
9	25280	Foam Insulation - Console Floor - Center	1	
10	25281	Foam Insulation - Console Floor - Rear	1	
11	25287	Console Interior-Rear-Upholstery (Black)	1	
	25506	Console Interior-Rear-Upholstery (Brown)	1	
	25589	Console Interior-Rear-Upholstery (Grey)	1	
12	25290	L/H Lower Panel Upholstery (Black)	1	
	25512	L/H Lower Panel Upholstery (Brown)	1	
	25592	L/H Lower Panel Upholstery (Grey)	1	
13	25294	Door Panel Upholstery (Black)	1	
	25528	Door Panel Upholstery (Brown)	1	
	25599	Door Panel Upholstery (Grey)	1	
14	25289	Front Kick Panel Upholstery (Black)	1	
	25508	Front Kick Panel Upholstery (Brown)	1	
	25590	Front Kick Panel Upholstery (Grey)	1	
15	25283	Foam Insulation - Steering Post	1	
16	25318	R/H Rear Post Upholstery (Black)	1	
	25532	R/H Rear Post Upholstery (Brown)	1	
	25601	R/H Rear Post Upholstery (Grey)	1	
17	25282	Foam Insulation - R/H Lower Post	1	
18	25299	L/H Rear Post Upholstery (Black)	1	
	25530	L/H Rear Post Upholstery (Brown)	1	
	25600	L/H Rear Post Upholstery (Grey)	1	
19	25400	L/H Top Channel Upholstery (Black)	1	
	25524	L/H Top Channel Upholstery (Brown)	1	
	25597	L/H Top Channel Upholstery (Grey)	1	
20	25285	Rear Top Channel Upholstery (Black)	1	
	25518	Rear Top Channel Upholstery (Brown)	1	
	25595	Rear Top Channel Upholstery (Grey)	1	

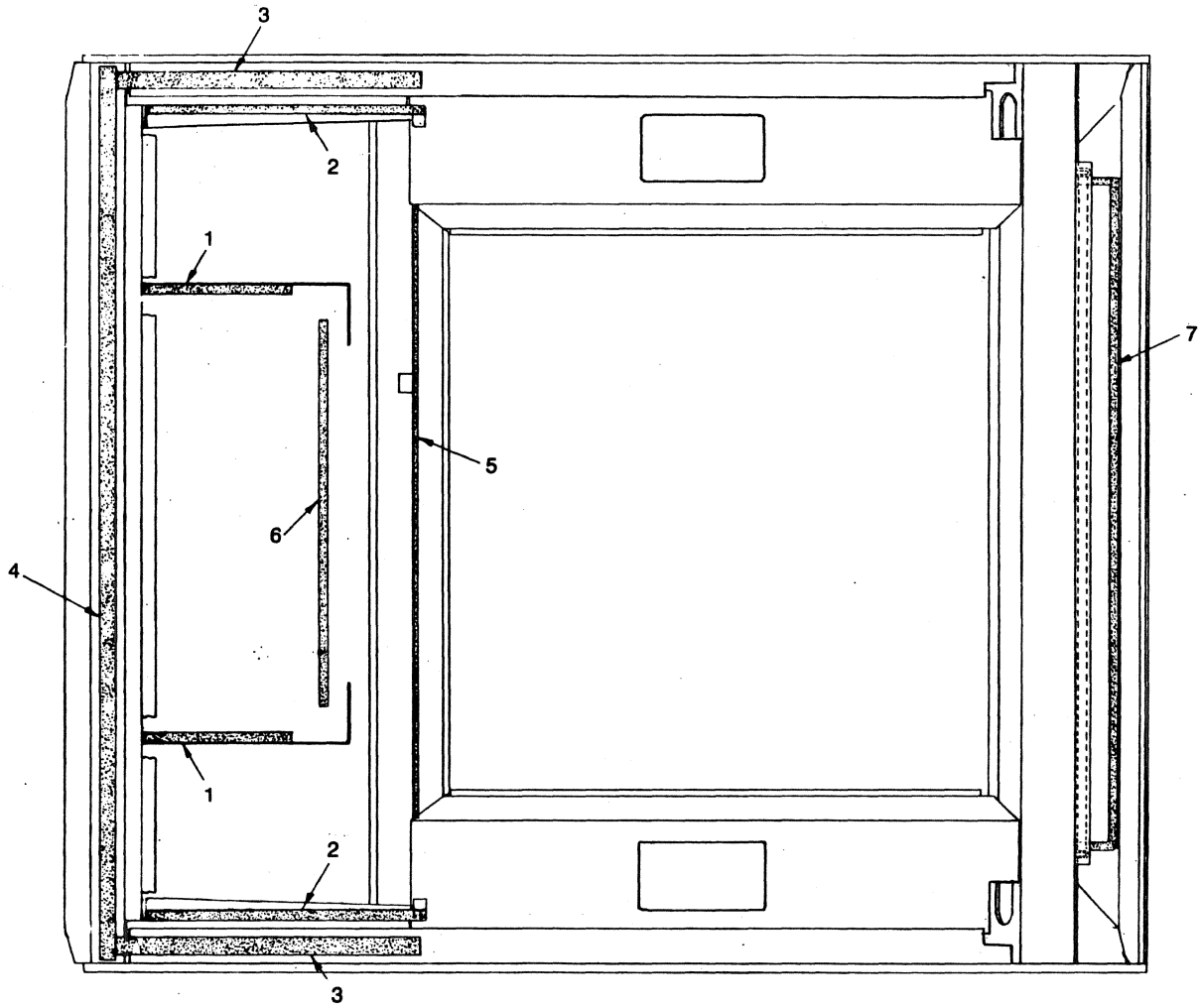
# CAB ACOUSTICAL GROUP



CAB ACOUSTICAL GROUP

REF.	PART NO.	DESCRIPTION	QTY.	SERIAL NUMBER
21	25401	R/H Top Channel Upholstery (Black)	1	
	25522	R/H Top Channel Upholstery (Brown)	1	
	25596	R/H Top Channel Upholstery (Grey)	1	
22	25284	Foam Insulation - Front Post Plug	2	
23	25395	Foam Insulation - Front Top Channel	1	
24	25070	Roof Upholstery (Black)	1	
	25526	Roof Upholstery (Brown)	1	
	25598	Roof Upholstery (Grey)	1	
25	25086	Recirculation Filter	2	
26	24122	Grommet - 5.5" (140 mm) Lg. Slit Hose	3	
27	25286	Grommet - 8.7" (220 mm) Lg. Slit Hose	1	
28	25496	Backsheet Insulation	1	
29	25495	Floor Insulation (not exactly as shown; no slot)	1	-56114
	25302	Floor Insulation	1	56115-
30	25494	Floor Insulation (not exactly as shown; additional slot at back)	1	-56114
	25301	Floor Insulation	1	56115-
31	25493	Floor Insulation	1	
32	25492	Floor Insulation	1	
33	25491	Floor Insulation	1	
34	25490	Floor Insulation (not exactly as shown; L-shape slot is regular)	1	-56114
	25497	Floor Insulation	1	56115-
35	25298	Grommet - 7.5" (190 mm) Lg. Slit Hose	3	

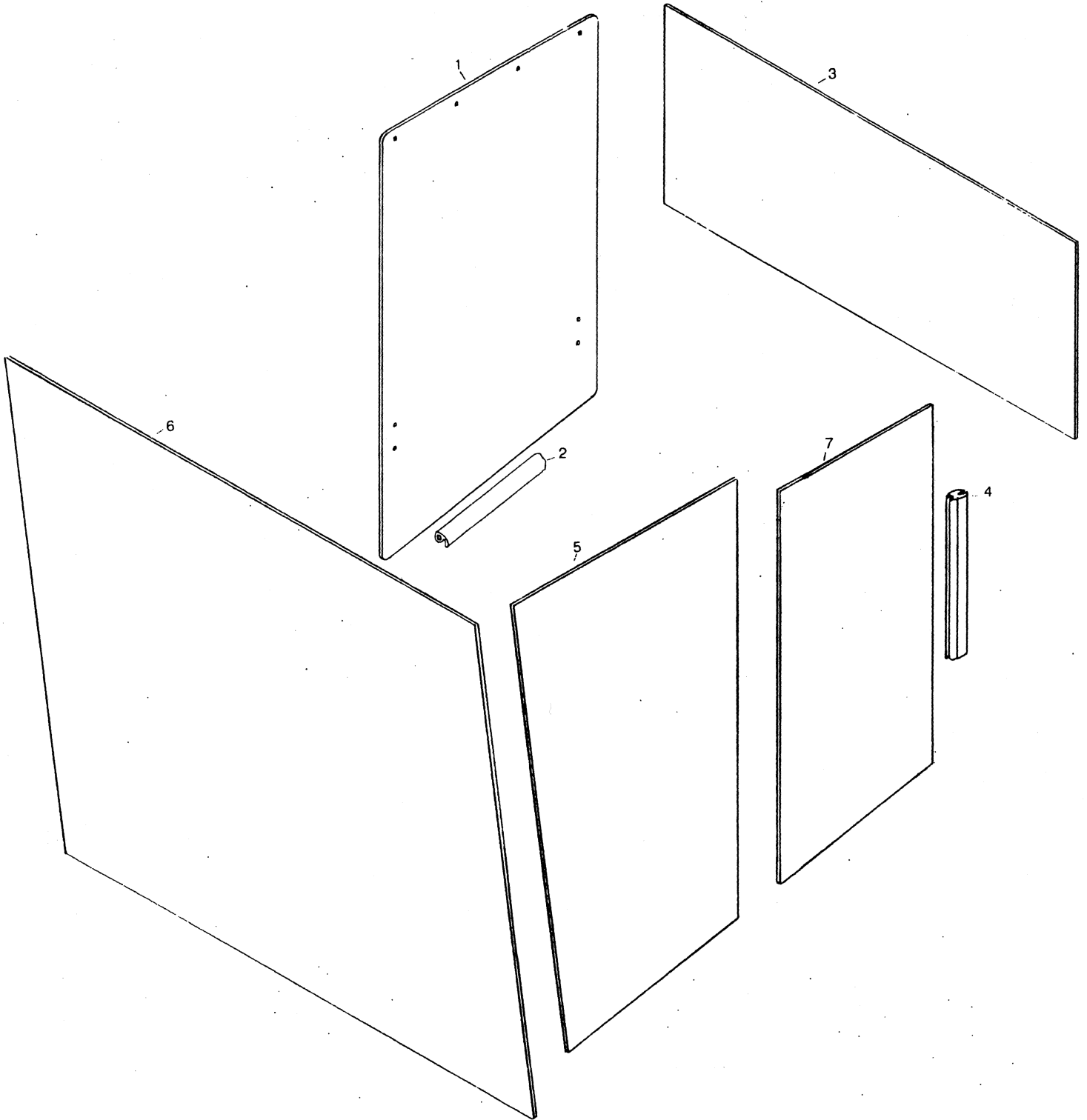
# CAB WEATHERSTRIPPING



CAB WEATHERSTRIPPING

REF.	PART NO.	DESCRIPTION	QTY.	SERIAL NUMBER
1	24028	Evaporator Panel Seal	2	
2	24029	Air Conditioning Side Panel Seal	2	
3	25060	Roof Side Seal	2	
4	25061	Front Roof Seal	1	
5	25052	Instrument Panel Seal	1	
6	25065	Evaporator to Roof Seal	1	
7	25064	Air Conditioning Filter Seal	1	

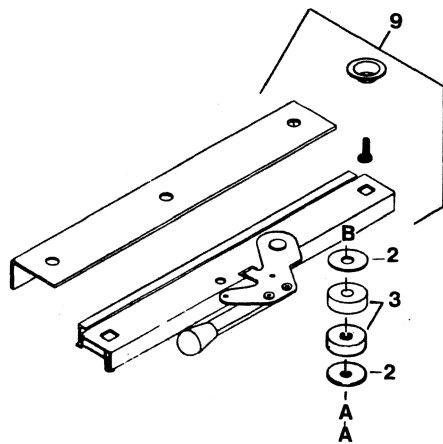
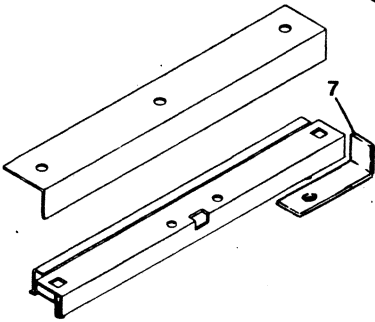
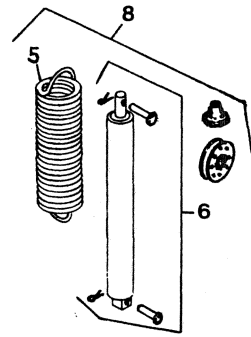
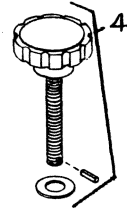
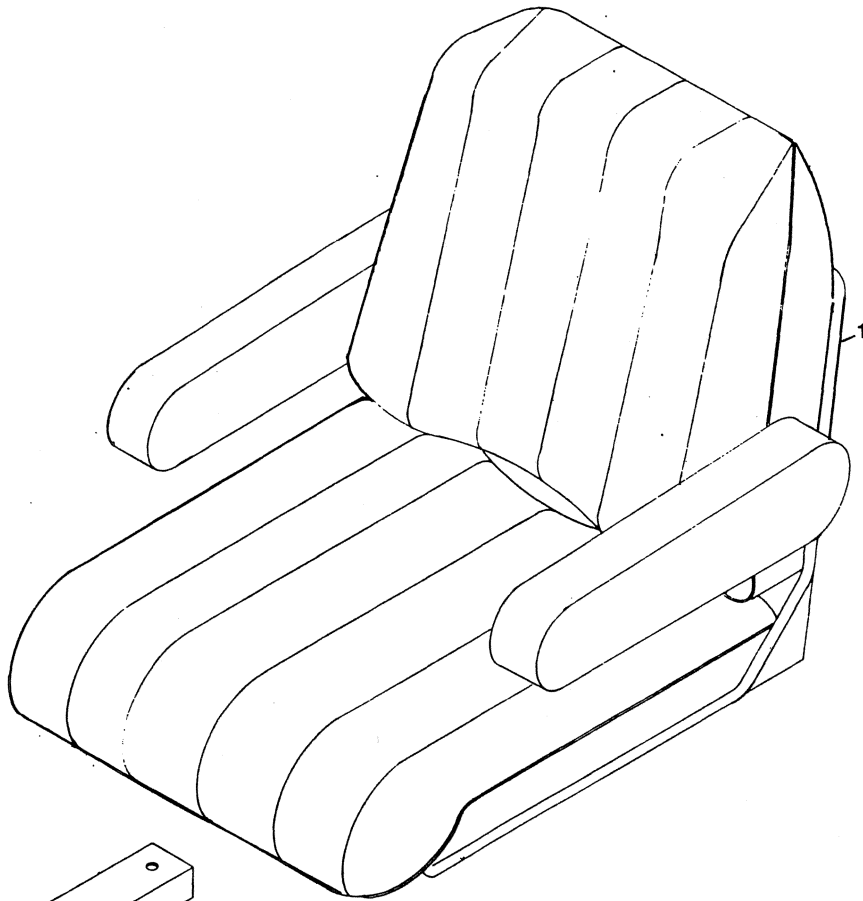
CAB GLASS



CAB GLASS

REF.	PART NO.	DESCRIPTION	QTY.	SERIAL NUMBER
1	25377	R/H Rear Window	1	
2	25389	R/H Window Seal	1	
3	25380	Rear Window	1	
4	25427	Door Window Rubber Channel (for radiused corner windows)	1	
	25309	Door Window Rubber Channel (for sharp corner windows)	1	
	25443	L/H Window Channel	1	
	25444	R/H Window Channel	1	
	25445	Rear Window Channel	1	
	25446	Front Window Channel	1	
5	25379	L/H and R/H Front Window	2	
6	25381	Front Window	1	
7	25378	Door Window (radiused corners)	1	
	25310	Door Window (sharp corners)	1	

SEAT



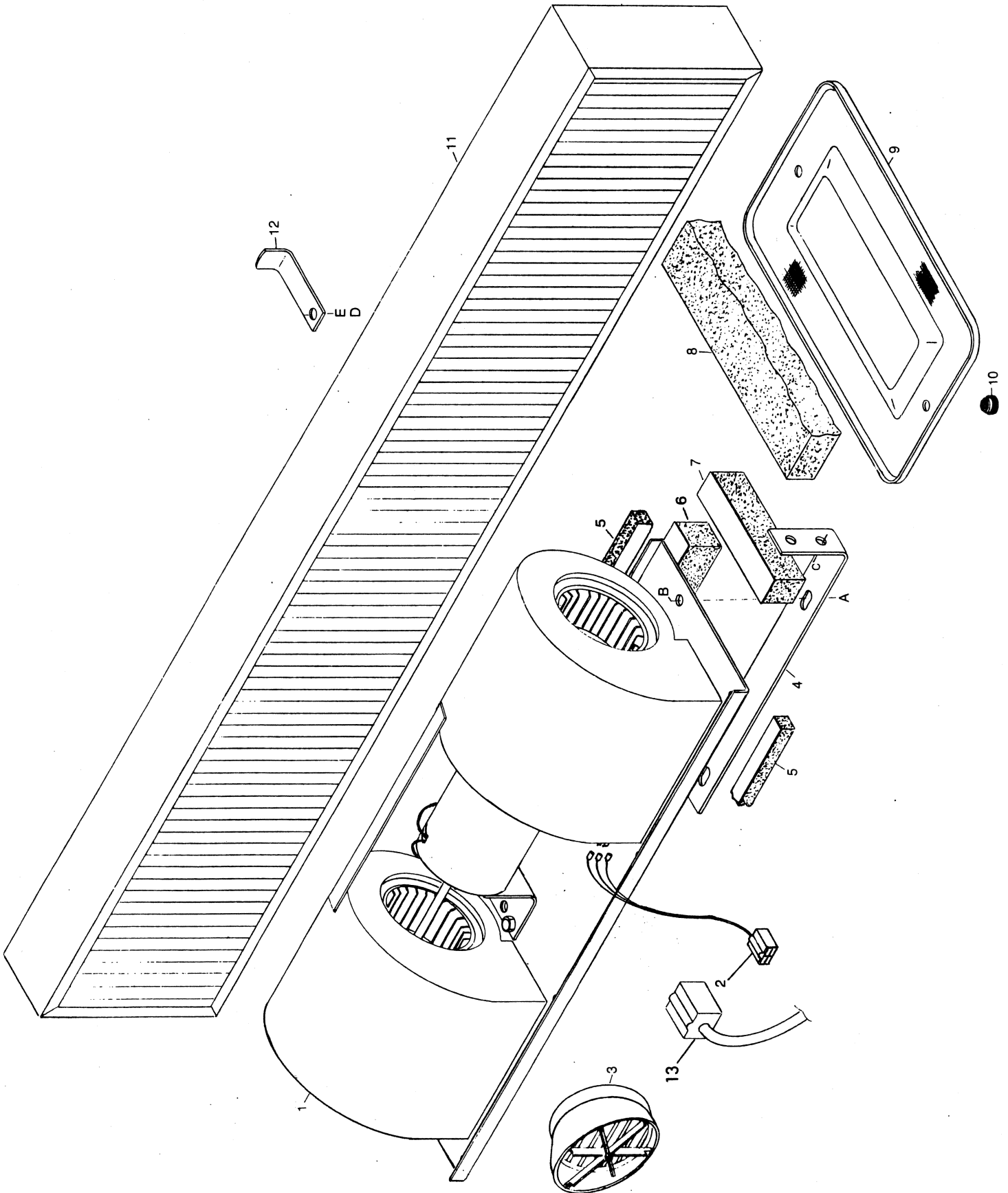


## SEAT

14

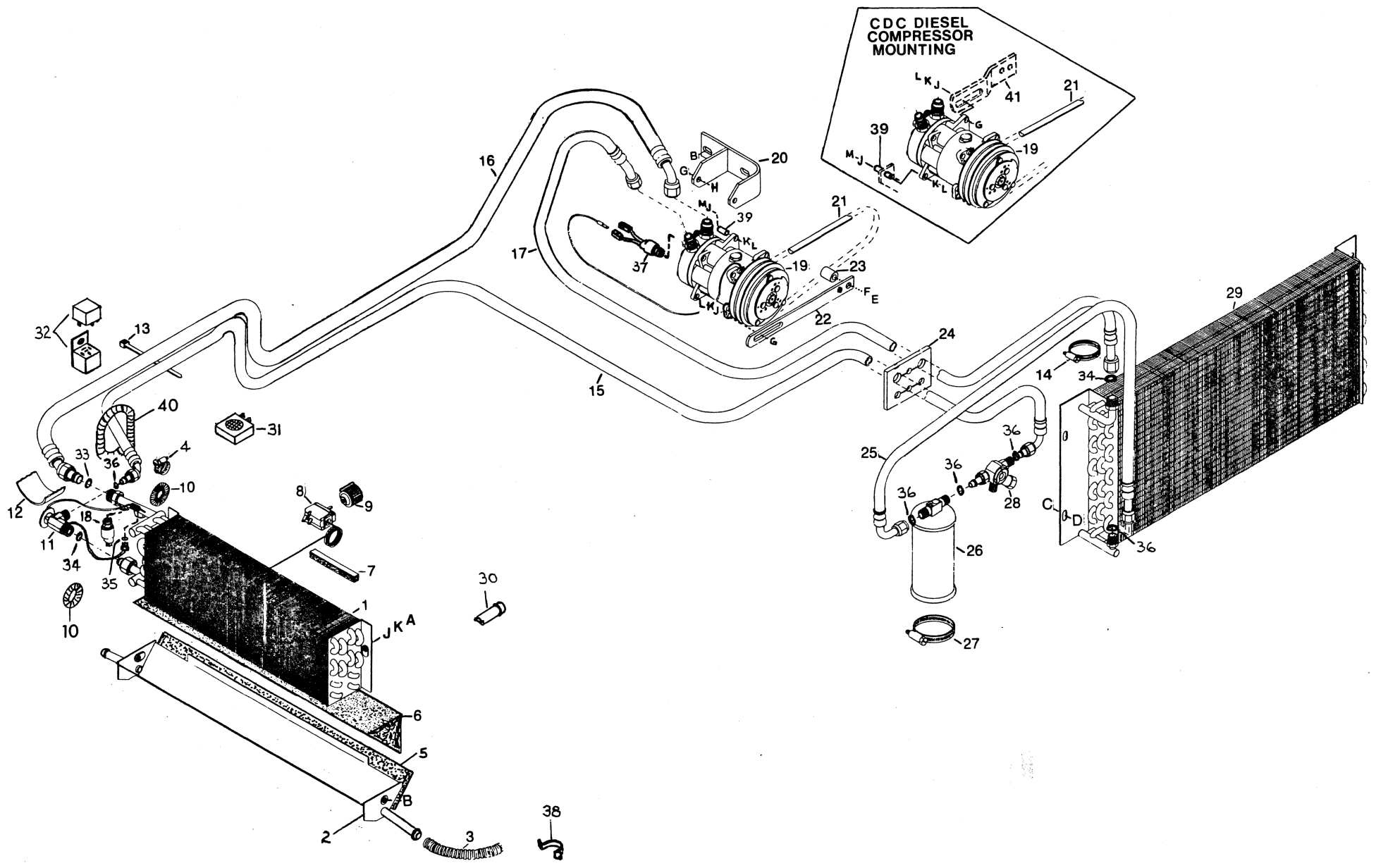
REF.	PART NO.	DESCRIPTION	QTY.	SERIAL NUMBER
1	25690	Seat - Complete (Grey)	1	
	21967	Seat - Complete (Black)	1	
	25691	Seat - Complete (Brown)	1	
2	25375	Washer	7	
3	25374	Rubber Washer	8	
4	21783	Adjuster, weight c/w thrust bearing and mounting hardware	1	
5	30173	Spring	2	
6	30174	Shock Absorber Assy., includes clevis and cotter pins	1	
7	25382	Stop, Seat	1	
8	23912	Suspension Overhaul Kit, includes #5,6, rollers and rubber stops <b>NOTE:</b> If repairing a suspension with sliding steel balls, it will be necessary to order a complete Suspension Assembly, #23911 to update the seat to the plastic roller design.	1	
9	23568	Slide Rail Kit	1	
A	18589	5/16 NC Hex Nut		
B	18902	Capscrew, Hex. Head 5/16 NC x 1 3/4 inch		

# BLOWER GROUP



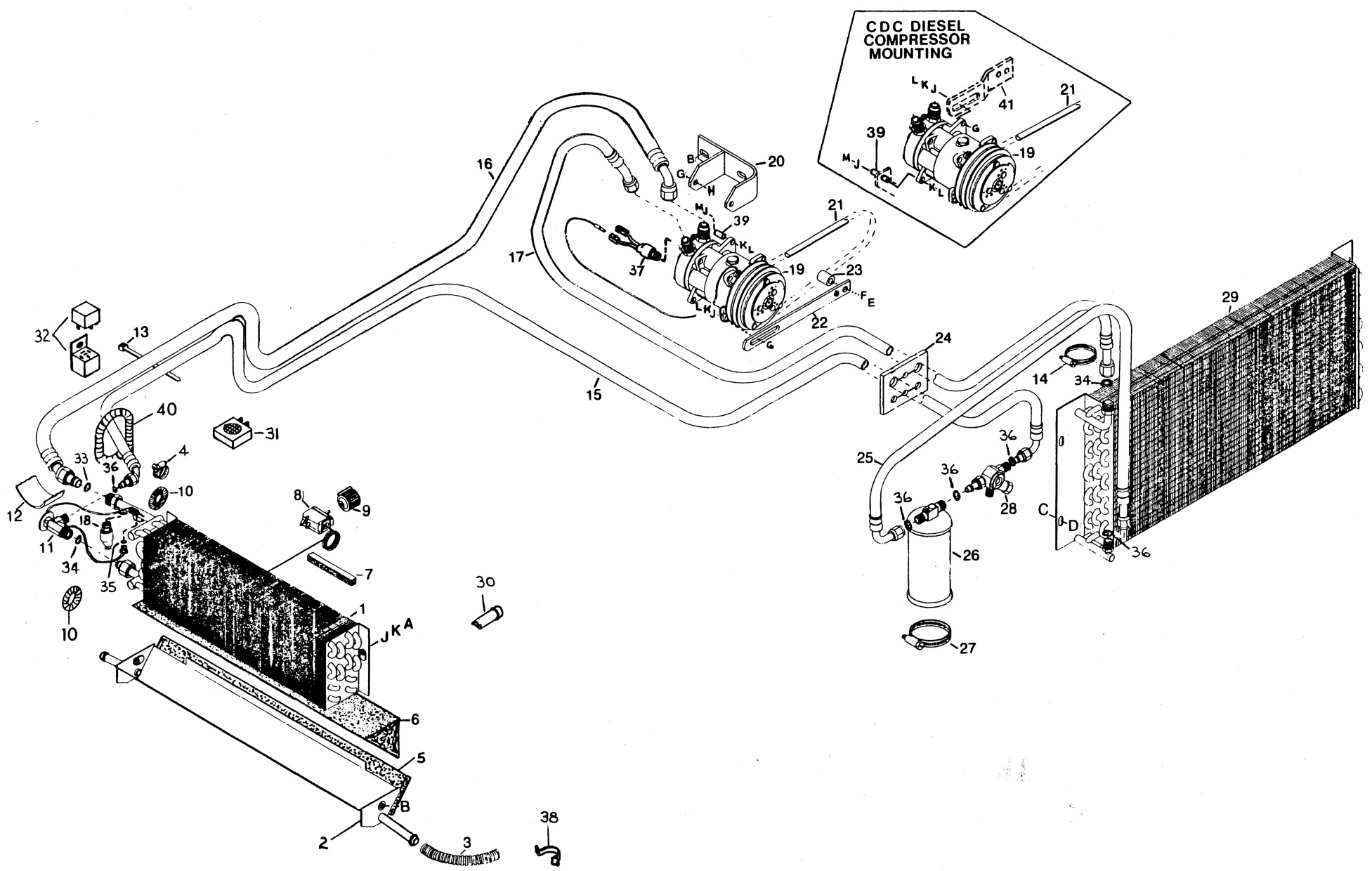
BLOWER GROUP

REF.	PART NO.	DESCRIPTION	QTY.	SERIAL NUMBER
1	25075	Blower c/w Wiring Harness (item 2) (Alternate: P-21916)	1	
2	25076	Wiring Harness	1	
3	21904	Air Deflector	4	
4	25073	Blower Mount Bracket	2	
5	25065	Blower Seal	2	
6	25082	Rear Blower Seal	1	
7	25081	Blower End Seal	2	
8	25086	Return Air Filter	2	
9	25102	Return Air Grille	2	
10	21931	Knurled Plastic Knob 1/4 NC	4	
11	21932	Air Filter	1	
12	24214	Filter Retainer	1	
13	25077	Blower Wire Assembly	1	
A	21476	1/4 NC x .75 LG Carriage Bolt		
B	21455	1/4 NC Flange Nut		
C	21456	1/4 NC x .75 LG Flange Head Bolt		
D	21289	3/8 NC Wingnut		
E	21350	3/8 I.D. External Tooth Lockwasher		



AIR CONDITIONING

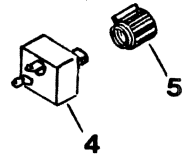
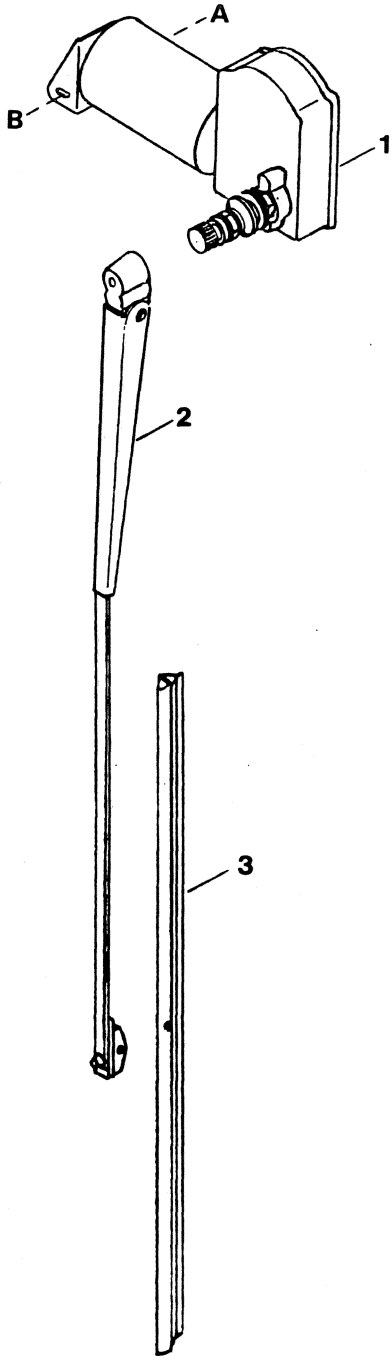
REF.	PART NO.	DESCRIPTION	QTY.	SERIAL NUMBER
1	25149	Evaporator Coil c/w O-Ring (item 34)	1	56090-
	25142	Evaporator Coil	1	-56089
2	25110	Condensate Tray c/w Insulation (item 5)	1	
3	25123	Drain Hose	2	
4	21053	Hose Clamp (machines up to Ser. # 56114, 2 more used on tray drain hoses)	1	
5	25273	Tray Insulation	1	
6	25501	Anti-Splash Insert	1	
7	25065	Evaporator to Roof Seal	1	
8	21919	Thermostat	1	
9	21915	Thermostat Knob	1	
10	24122	Slit Hose 5 1/2" (140 mm) Lg.	2	
11	30213	Expansion Valve c/w O-Ring (item 35)	1	56090-
	21911	Expansion Valve	1	-56089
12	25117	Capillary Tube Insulation	1	
	25118	Expansion Valve Insulation	1	
	25119	Suction Connection Insulation	1	
13	21763	Cable Tie	4	
14	30670	Clamp - Hose	1	
15	25796	Drier to Expansion Valve Hose	1	
16	25795	Suction Hose	1	
17	25130	Compressor High Side Hose	1	-68982
	25798	Compressor High Side Hose	1	68983-
18	30214	A.C. Low Pressure Switch	1	56090-
19	21965	Compressor	1	
20	25477	Compressor Mount (Gasoline Engine)	1	-68982
21	21962	A.C. Compressor Belt (Gasoline Engine)	1	-68982
	24034	A.C. Compressor Belt (Gasoline Engine)	1	68983-
	21964	A.C. Compressor Belt (Perkins Diesel Engine)	1	
	25856	A.C. Compressor Belt (CDC Diesel Engine)	1	
22	25484	Tightener (Gasoline Engine up to Serial No. 68982/Perkins Diesel Engine No. 68983 and up).	1	
	24008	Tightener (Gasoline Engine)	1	68983-
23	16592	Spacer (Gasoline Engine)	1	
	23050	Spacer (Perkins Diesel Engine)	1	68983-
24	25136	Hose Protector	1	
25	25797	Condenser to Drier Hose c/w O-Rings (item 36)	1	
26	21912	Drier	1	
27	21913	Hose Clamp	1	
28	25132	Sight Glass c/w O-Ring (item 36)	1	
29	25143	Condenser	1	-68982
	25145	Condenser	1	68983-
30	50043	Indicator Light	1	56090-56114



## AIR CONDITIONING

REF.	PART NO.	DESCRIPTION	QTY.	SERIAL NUMBER
31	30010	Buzzer	1	56090-56114
32	30215	Relay c/w Mount	1	56090-
33	30232	O-Ring 1.78 mm dia. x 14.0 mm I.D.	A/R	
34	30231	O-Ring 1.78 mm dia. x 10.8 mm I.D.	A/R	
35	30229	O-Ring 1.78 mm dia. x 4.5 mm I.D.	A/R	56090-
36	30230	O-Ring 1.78 mm dia. 7.6 mm I.D.	A/R	
37	21950	A.C. Low Pressure Switch	1	-56089
38	25134	Clip, Drain Hose	6	56115-
39	23050	Spacer	1	68983-
40	25298	Slit Hose 7 1/2" (190 mm) Lg.	1	
41	REF	Tightener - compressor, CDC Diesel: see Electrical Group, page 73		
A	21571	3/8 NC x 1/2 Long Capscrew		
B	21447	3/8 NC x 1.0 Long Flange Bolt		
C	21863	3/8 x 3/4 Long Carriage Bolt		
D	21452	3/8 NC Flange Nut		
E	18902	5/16 NC x 1 3/4 Long Capscrew (Gas)		
	30455	5/16 NF x 2 1/2 Long Capscrew (Diesel)		
F	18636	5/16 I.D. Lockwasher		
G	21561	3/8 NC x 1 1/2 Long Capscrew		
H	18669	3/8 NC Locknut		
J	18598	13/32 ID Flatwasher		
K	18637	3/8 Nom. I.D. Lockwasher		
L	18590	3/8 NC Hex Nut		
M	21102	3/8 NC x 2 1/2 Lg. Hex Hd. Capscrew		

WIPER



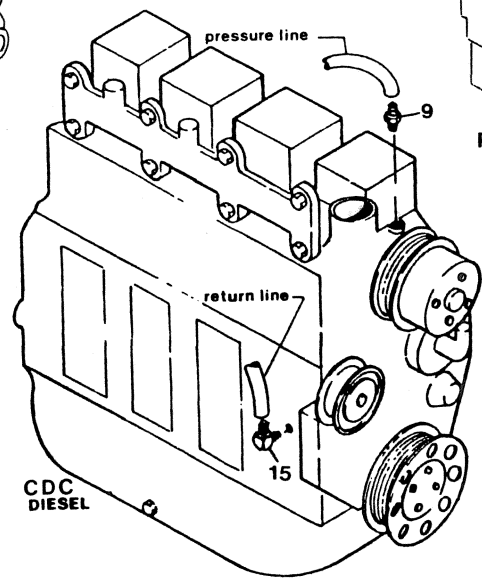
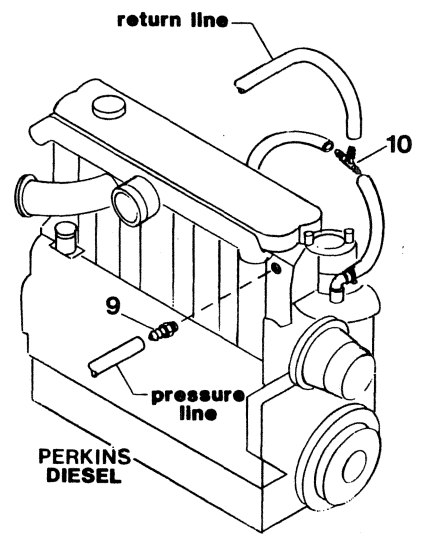
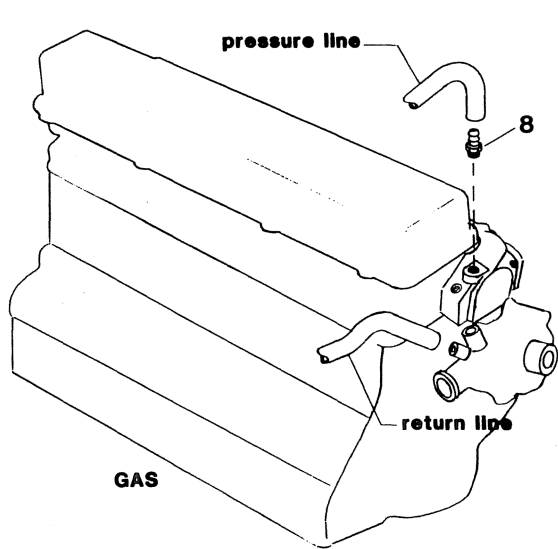
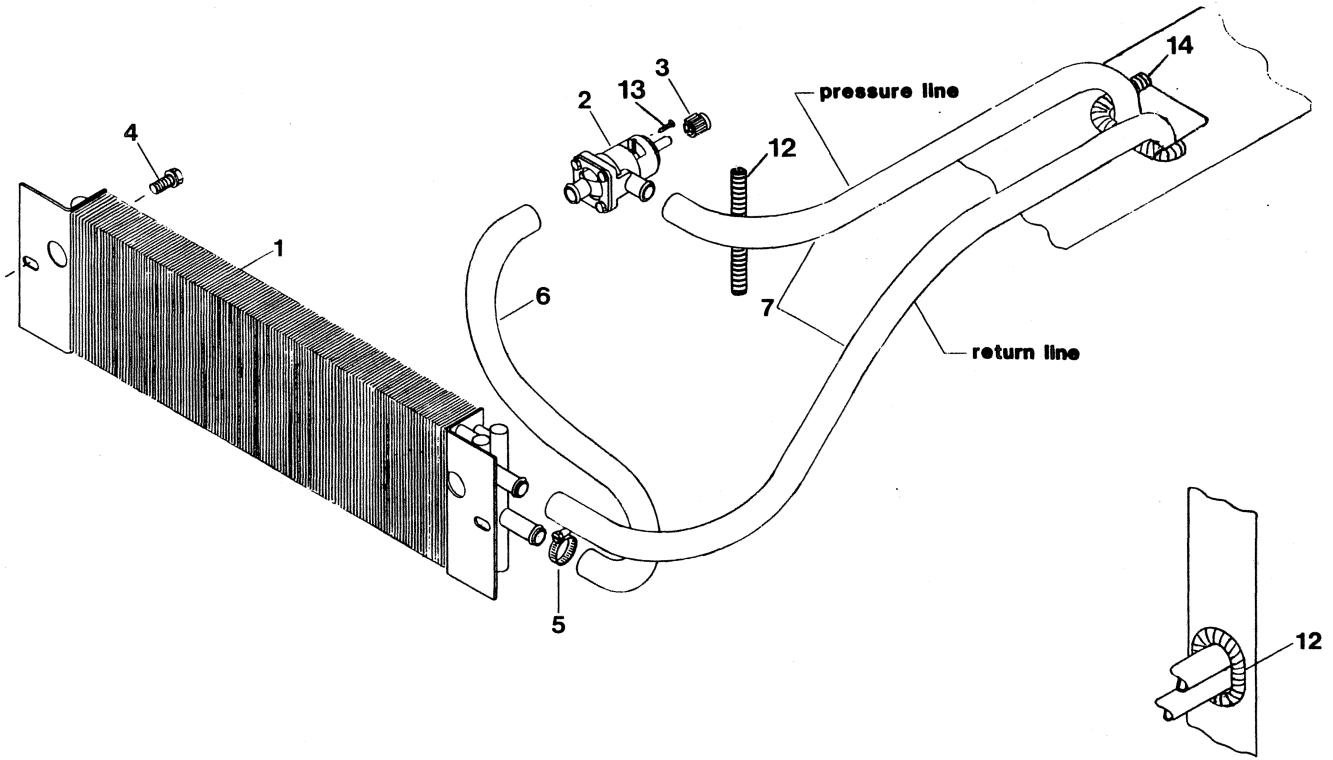


## WIPER

22

REF.	PART NO.	DESCRIPTION	QTY.	SERIAL NUMBER
1	30336	Wiper Motor	1	
2	30337	Wiper Arm	1	
3	30338	Wiper Blade	1	
4	30335	Wiper Switch c/w Mounting Hardware	1	
5	21915	Knob	1	
A	30465	#10 - 24 NC x 1/2 Lg. Carriage Bolt		
B	21492	#10 NC Flange Nut		

# HEATER PACKAGE



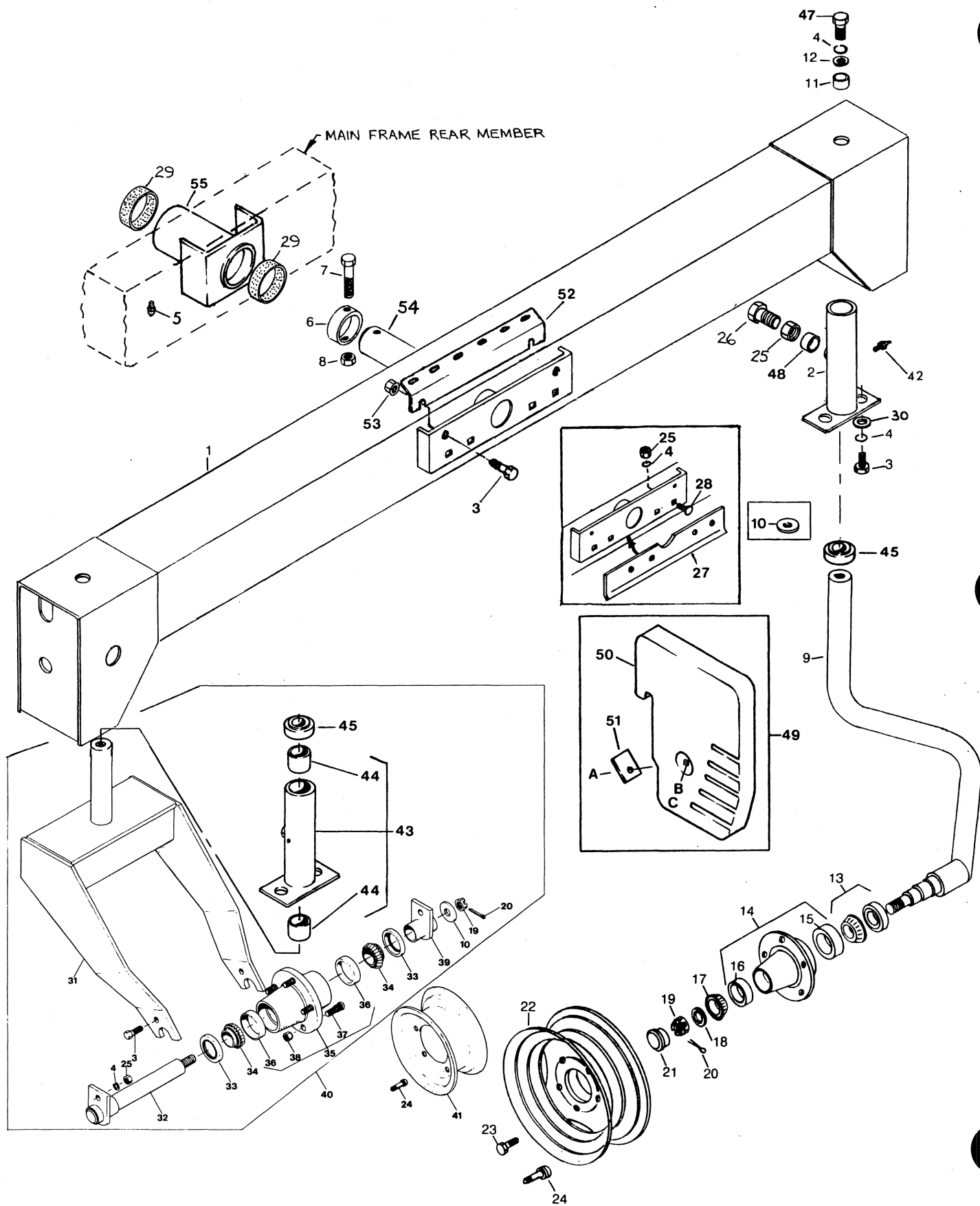
HEATER PACKAGE

REF.	PART NO.	DESCRIPTION	QTY.	SERIAL NUMBER
1	25144	Heater Core	1	
2	30334	Heater Valve	1	
3	30342	Knob	1	
4	21821	Flange Bolt 3/8 NC x 3/4 Lg.	2	
5	21349	Hose Clamp	6-gas + CDC diesel	
			8-Perkins diesel	
6	24939	Hose 5/8" I.D. x 20.5" (520 mm) Lg.	1	
7	24940	Hose 5/8" I.D. x 134" (3400 mm) Lg.	2	
8	30331	Barbed Insert 3/8 NPT x 5/8 I.D. Hose (Gas Engine Only)	1	
9	6137	Barbed Insert 1/2 NPT x 5/8 I.D. Hose (Diesel Engine Only)	1	
10	30333	Barbed Tee Insert 5/8 I.D. Hose (Perkins Diesel Engine Only)	1	
11	25286	Slit Hose 8 5/8" (220 mm) Lg.	1	-68982
12	25298	Slit Hose 7 1/2" (190 mm) Lg.	2	
13	30366	Self-Tapping Screw-Hex Washer Hd. Type A #10 x 3/8 Lg.	2	
14	24122	Slit Hose 5 1/2" (140 mm) Lg.	1	68983-
15	30156	Elbow, 90° barbed 1/2 NPT x 5/8 I.D. hose (CDC Diesel Engine only)	1	



REF.	PART NO.	DESCRIPTION	QTY.	SERIAL NUMBER
1	24723	Rear Panel (Gas Engine & Perkins Diesel)	1	
	24714	Rear Panel (CDC Diesel Engine)	1	
2	24733	Sponge Stripping	1	
3	24835	Rear Sheet Metal (for diesel-powered machines also order item 18, 24846)	1	
4	19588	Washer	4	
5	24735	R/H Side Panel	1	
6	24737	Drive Shield c/w Decal	1	
7	24752	Engine Cover	1	
8	24743	Front Stiffener	1	
9	24762	Engine Cover Prop	1	
10	18605	Cotter Pin O/ 1/8 x 1.0 Long	1	
11	24763	Engine Cover Latch	1	
12	13125	Hair Pin Clip	1	
13	21032	Slow Moving Vehicle Sign	1	
14	24946	Ladder	1	
15	21165	Tool Box	1	
16	21166	Mounting Bracket	1	
17	21167	"L" Pin	1	
18	24846	Cover (diesel engine only)	1	
19	24750	Rubber Washer	4	
A	21821	3/8 NC x 3/4 LG Flange Bolt		
B	30228	3/8 NC Flange Nut, Distorted Thread		
C	21863	3/8 NC x 3/4 LG Carriage Bolt, Short Sq. Nk.		
D	21575	1/2 NC x 1.0 LG Hex. Hd. Capscrew		
E	21452	3/8 NC Flange Nut		
F	21066	1/2 NC x 1.0 LG Carriage Bolt		
G	21383	1/2 NC Flange Nut		
H	18631	#10 NC x 1/2 LG Philips Pan HD. Mach. Screw		
J	21492	#10 NC Flange Nut		
K	21947	#10 NC x 5/8 LG Self-Tapping Screw		
L	19965	3/8 NC x 1.0 LG Carriage Bolt		
M				
N	18598	13/32 I.D. Flatwasher		
P	18669	3/8 NC Locknut (Distorted Thread)		

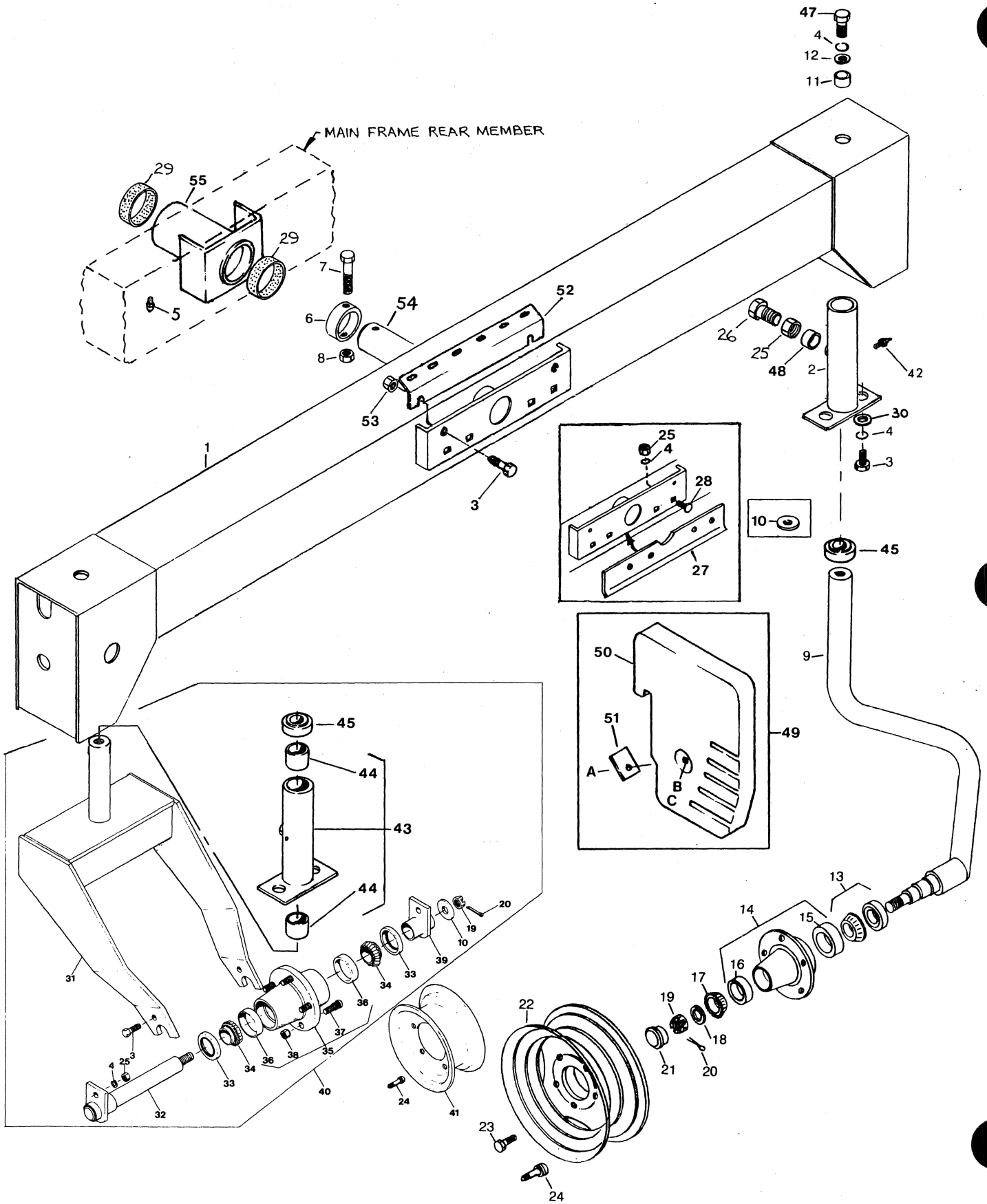
# WALKING BEAM & CASTERS



WALKING BEAM & CASTERS

REF.	PART NO.	DESCRIPTION	QTY.	SERIAL NUMBER
1	24270	Walking Beam c/w Decals, 9 ft. (2.8 m)	1	
	24353	Walking Beam c/w Decals, 10 ft. (3.1 m)	1	
2	24275	Caster Pivot	2	56090-
	24272	Caster Pivot	2	-56089
3	18723	1/2 NC x 1.5 LG Capscrew (qty. 10 with forked casters)	6	
4	18638	1/2 Nom. I.D. Lockwasher (qty. 6 up to Ser. No. 56089) (qty. 14 with forked casters)	10	
5	18671	Grease Fitting (Alternate: P-7536 or P-7782)	1	
6	24277	Walking Beam Sleeve	1	
7	21589	1/2 NC x 4.0 LG Capscrew	1	
8	18697	1/2 NC Locknut	1	
9	24280	Caster	2	
10	6647	Washer	2	
11	19157	Spacer - used with thrust washer (item 10)	2	
	4267	Spacer - used with thrust bearing (item 45)	2	
12	4761	Washer	2	
13	7910	Bearing Cone c/w Seal	2	
14	21686	Hub c/w Bearing Cups	2	
15	7900	Inner Bearing Cup	2	
16	7909	Outer Bearing Cup	2	
17	7920	Bearing Cone	2	
18	18601	13/16 I.D. Flatwasher	2	
19	5512	3/4 NF Slotted Hex Nut	2	
20	18648	3/16 Dia. x 1.25 LG Cotter Pin	2	
21	21687	Dust Cap	2	
22	21685	Wheel 14 x 6 KB (for 7.50 or 8.5L Tires)	2	
23	193	Wheel Bolt 1/2 NF x .75 LG (Alternate: P-21719 1/2 NF x 1.25 LG)	10	
24	21395	Valve Stem	2	
25	18591	1/2 NC Hex Nut (qty. 10 with forked casters)	6	56090-
26	30833	1/2 NC x 2 1/4 LG. Gr. 5 Capscrew (Thread Full)	2	56090-
27	24259	Bar - for Massey & New Holland weights	1	56090-
28	30515	1/2 NC x 1 3/4 Lg. Carriage Bolt	4	56090-
29	21979	Bushing	2	
30	18599	17/32 I.D. Flatwasher	4	
31	25550	Forked Caster	2	
32	25565	Shaft	2	
33	30436	Seal	4	
34	30435	Bearing Cone	4	
35	30434	5-Bolt Hub c/w Cups, Studs & Nuts	2	
36	616	Bearing Cup	4	
37	30187	Press-In Studs 1/2 NF x 1 7/8 Lg.	10	
38	21838	Wheel Bolt Nuts 1/2 NF 90°	10	
39	25560	Tube	2	

# WALKING BEAM & CASTERS



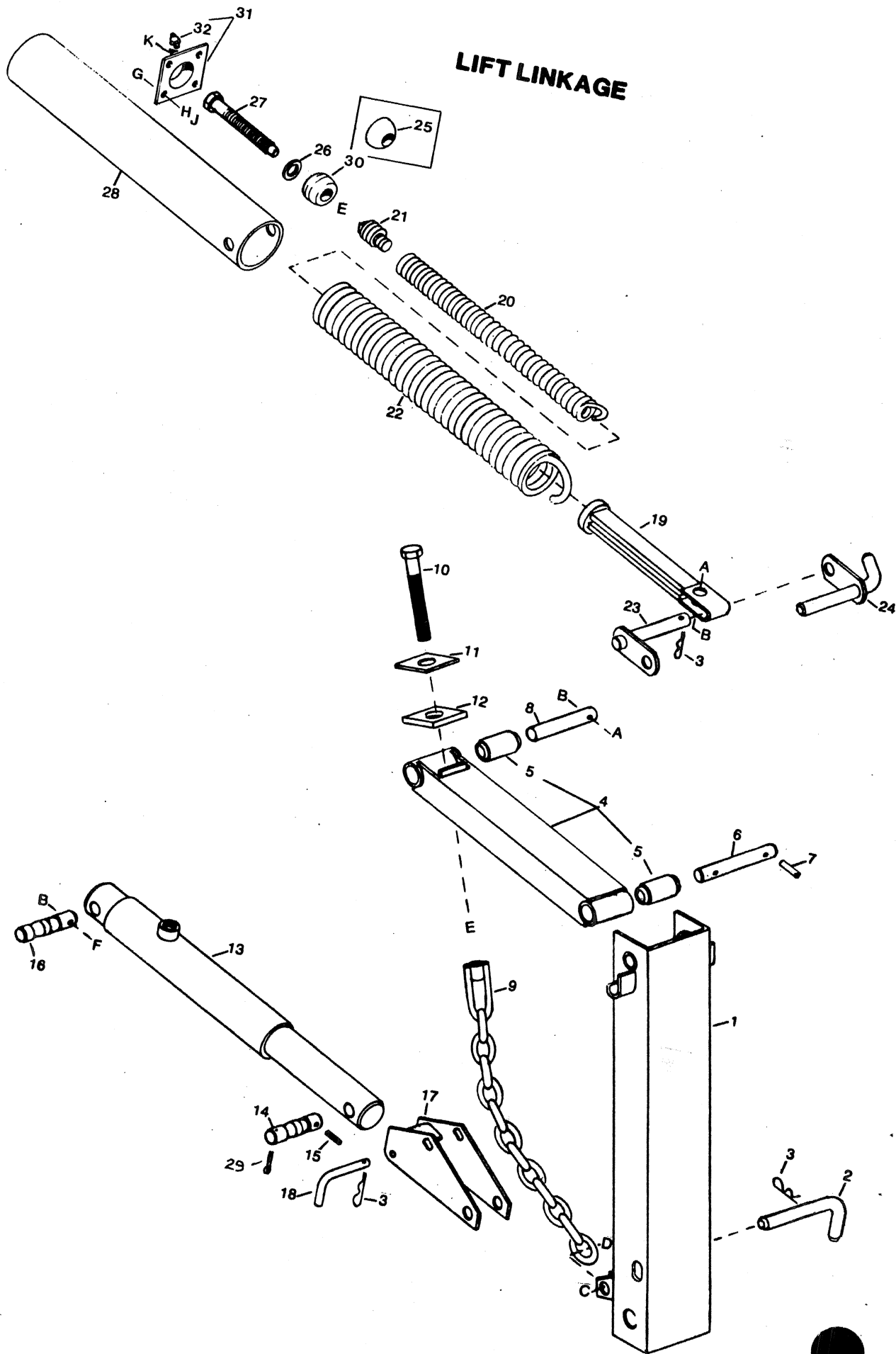


## WALKING BEAM &amp; CASTERS

28B

REF.	PART NO.	DESCRIPTION	QTY.	SERIAL NUMBER
40	23635	Forked Tailwheel Casters Option Package		
41	30445	Wheel 14 x 8 KB (For 9.5L 14 Tire) NOTE: THIS WHEEL FOR USE ONLY WITH FORKED CASTER.	2	
42	18671	Grease Fitting	2	
43	25575	Caster Pivot c/w Bushings	2	
44	25579	Bushing	4	
45	21215	Bearing, Thrust	2	
47	21565	Capscrew, Hex. Hd. 1/2 NC x 1 3/4 Lg.	2	
48	4267	Spacer, 24 mm Long (if replacing 17 mm long spacer, also order # 26)	2	56090-
49	23732	Kit - Weight		
50	25625	Weight - Approx. 75 Lbs.		
51	25626	Bar		
52	24523	Clamp	1	
53	21452	Nut, Flange 1/2 inch NC	2	
54	24252	Pivot, Center (welds to walking beam)	1	
55	24426	Pivot, Housing (welds to main frame)	1	
A	21589	Bolt, Hex. Hd. 1/2 NC x 4		
B	18638	Lockwasher 1/2		
C	18591	Hex. Nut 1/2 NC		

# LIFT LINKAGE

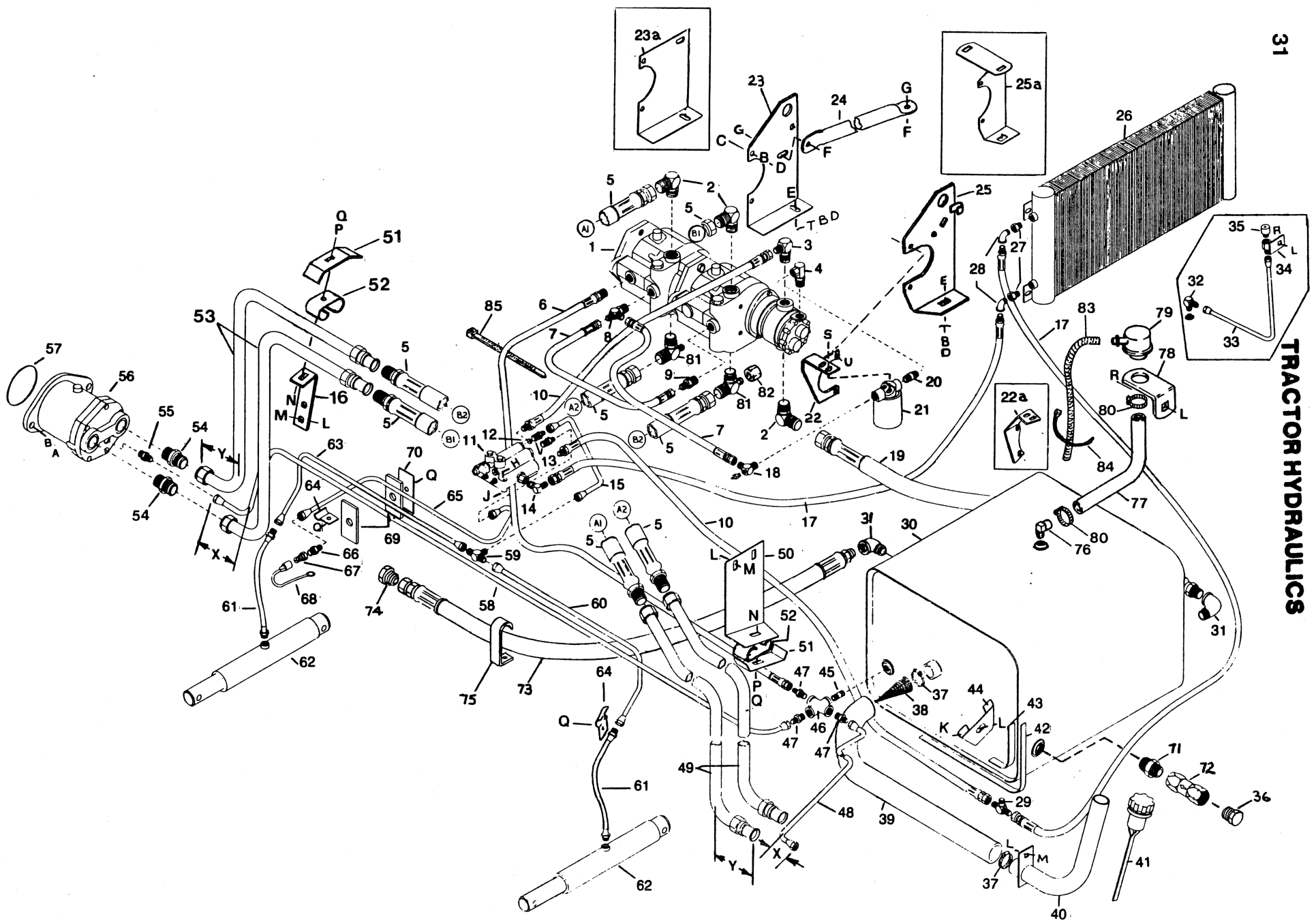


## LIFT LINKAGE

30

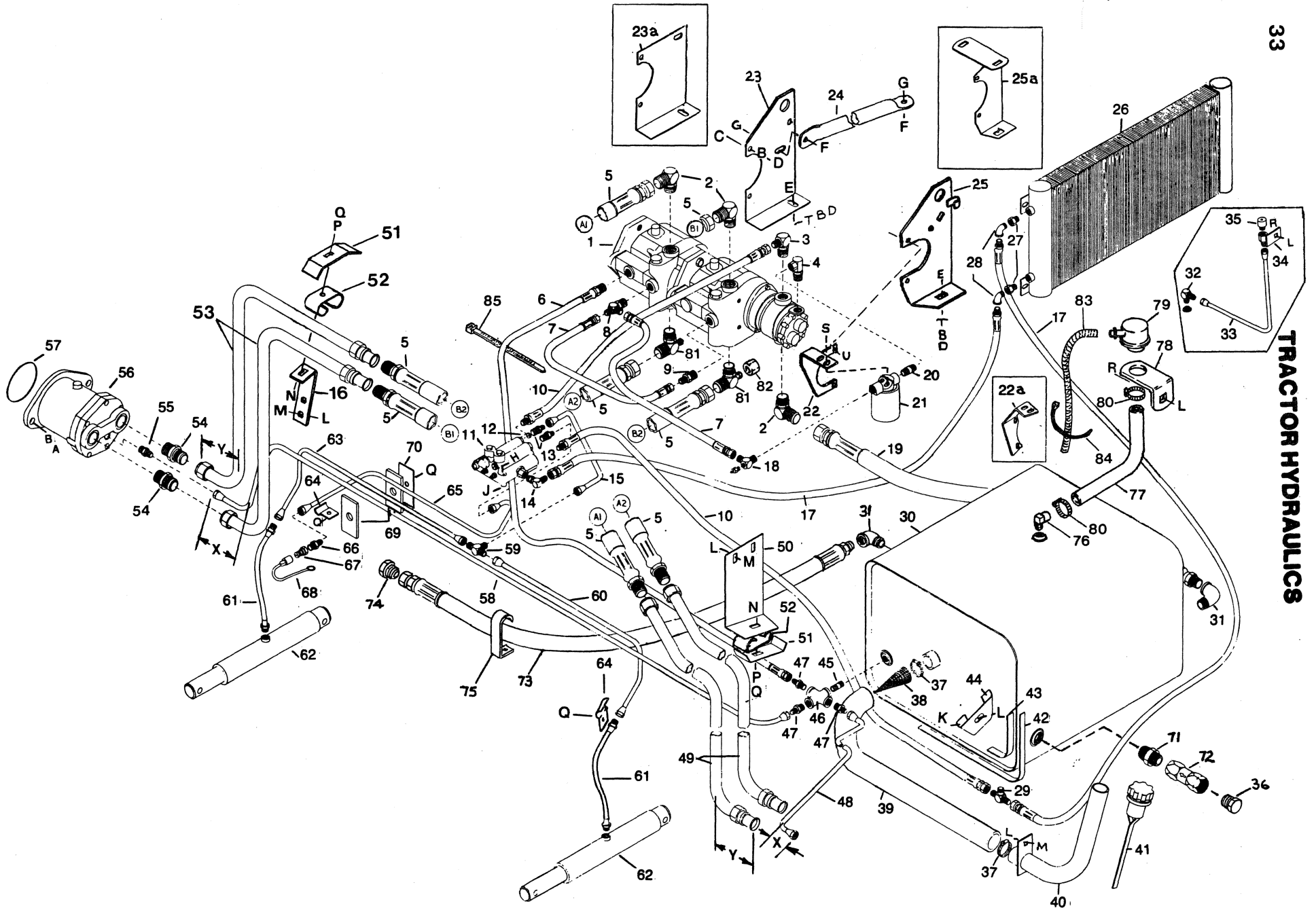
REF.	PART NO.	DESCRIPTION	QTY.	SERIAL NUMBER
1	24430	Lift Linkage Channel (up to Ser.# 56089, also order items 6, 14, 15, 29)	2	
2	28749	Pin	2	
3	13125	Hair Pin Cotter 5/32 Dia.	6	
4	24414	Top Link c/w Rubber Bushings	2	
5	24420	Rubber Bushing	4	
6	24421	Pin	2	
7	24409	Pin 3/8 Dia. x 2.0 LG	4	
8	24408	Pin	2	
9	24367	Diagonal Chain - 12 Links	2	
10	24383	Tightener Bolt	2	
11	24429	Top Washer	2	
12	24428	Rubber Bumper	2	
13	24222	Single Acting Cylinder	2	
	23723	Seal Kit - for Cylinder 24222		
14	24407	Front Cylinder Pin	2	
15	21095	Roll Pin 3/8 Dia. x 1.5 LG	2	
16	24406	Rear Cylinder Pin	2	
17	24422	Stop, Cylinder	2	
18	24425	Retaining Pin	2	
19	24394	Extension Bar	2	
20	24319	Extension Spring - 3/8 Dia. Wire	2	
21	24322	Spring Insert	2	
22	24320	Extension Spring - 5/8 Dia. Wire	2	
23	24385	Pin Weld't.	2	
24	24390	Retaining Pin Weld't.	2	
25	24321	Bearing Washer	2	-69626
26	21540	Washer - Hardened 13/16 ID x 1 15/32 OD	2	
27	24934	Spring Drawbolt	2	
28	24536	Tube, spring	2	
29	21006	Cotter Pin 1/8 dia. x 2.0 Lg.	2	
30	34651	Ball	2	69627-
31	34650	Flange C/W Grease Ftg.	2	69627-
32	21299	Grease Fitting	2	69627-
A	20078	3/8 NC x 1.75 LG. Capscrew		
B	18669	3/8 NC Locknut		
C	21587	5/8 NC x 2.0 LG. Capscrew		
D	18666	5/8 NC Locknut		
E	18593	3/4 NC Hex Nut		
F	20055	3/8 NC x 2.25 LG. Capscrew		
G	21558	5/16 NC x 3/4 LG. Capscrew		
H	18636	5/16 Nom. I.D. Lockwasher		
J	18589	5/16 NC Hex Nut		
K	18798	7/32 I.D. SAE Flatwasher		

TRACTOR HYDRAULICS



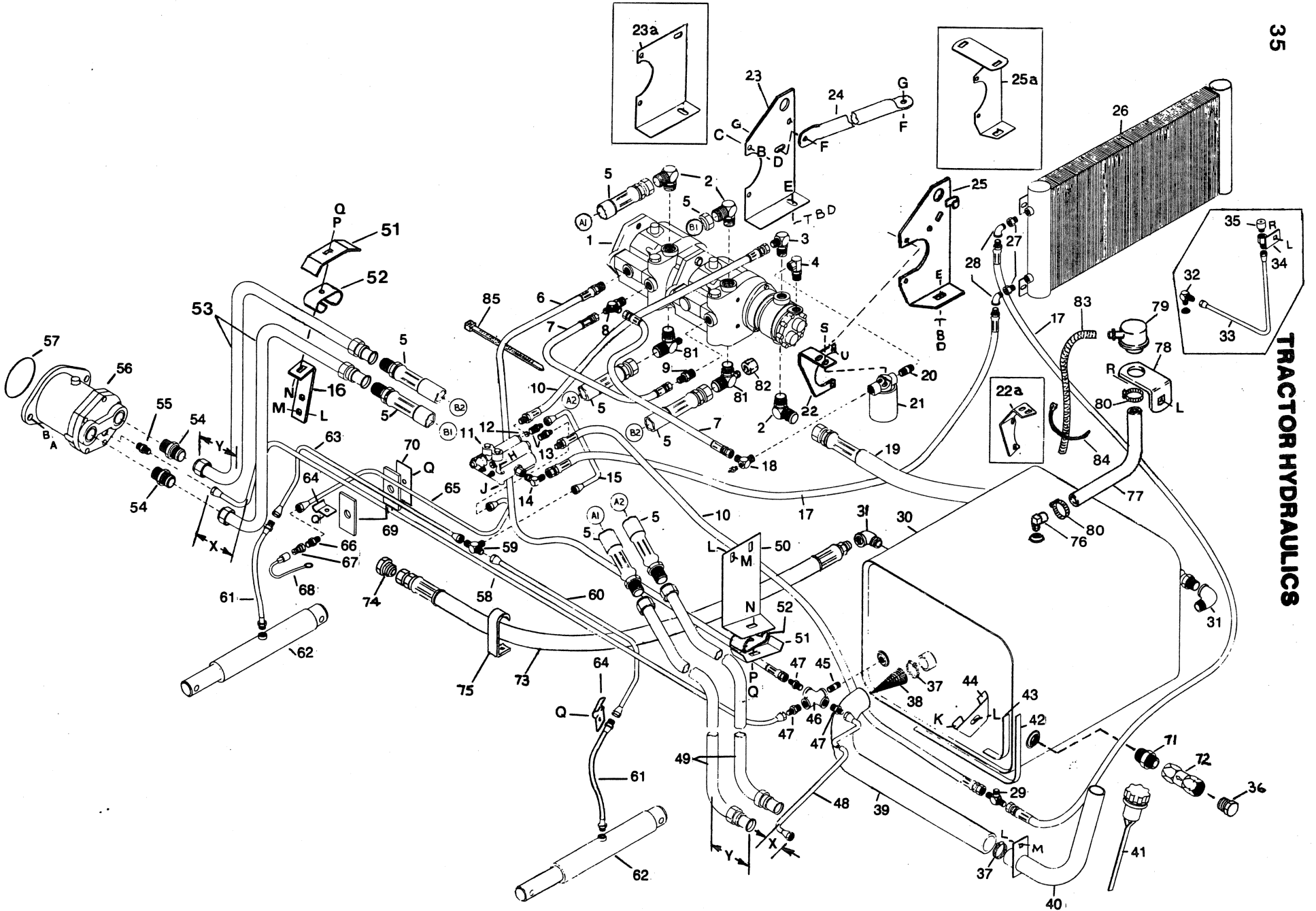
TRACTOR HYDRAULICS

REF.	PART NO.	DESCRIPTION	QTY.	SERIAL NUMBER
1	24224	Triple Pump Assy. c/w Shaft Keys (See Page 38 for components and seal kits NOTE: IF DOUBLE GEAR PUMP (SMALLER PUMP OPPOSITE PULLEY END) IS STAMPED 24381-LAB, ALSO ORDER ITEM 22.	1	
2	21800	90° Male Elbow 1 1/6 - 12 O-Ring x 1.0 Tube 37° Jic	3	
3	21801	90° Male Elbow 7/8 - 14 O-Ring x 1/2" Tube 37° Jic	1	
4	21176	90° Elbow 3/4 - 16 O-Ring x 3/4 NPSM Female Swivel	1	
5	24042	High Pressure Hose Assy.	4	
6	24054	Pump Case Drain Line	1	
7	24004	Charge Line	2	
8	21803	Male Run Tee 37° Jic 1/2 Tube x 3/4 - 16 O-Ring	1	
9	21030	Male Connector 37° Jic 1/2 Tube x 3/4 - 16 O-Ring	1	
10	24058	Control Valve Line	2	
11	24117	Control Valve	1	
	21814	Seal Kits for Control Valve: Seal Kit, Valves with external lock-out unloading plunger	1	-72608
	24118	Seal Kit, Valves without external lock-out unloading plunger	1	72609-
12	20988	Orifice (0.0935" I.D.)	1	
13	16227	Male Connector 37° Jic 1/4 Tube x 9/16 - 18 O-Ring	2	
14	21805	90° Male Elbow 37° Jic 1/2 Tube x 9/16 - 18 O-Ring	1	
15	24060	Tube Assy. - Valve to Tee	1	
16	24366	R/H Bracket	1	
17	24059	Oil Cooler Line	2	
18	24002	Connector	1	
19	24041	Suction Line	1	
20	24001	Short Nipple	1	
21	21807	Oil Filter c/w Head	1	
	21808	Replacement Element	1	
	30565	Filter Head Only	1	
22	24742	Filter Support	1	56115-
22a	24625	Filter Support	1	-56114
23	24680	R/H Pump Mount	1	56115-
23a	24011	R/H Pump Mount	1	-56114
24	24013	Pump Brace	1	
25	24685	L/H Pump Mount c/w Decal	1	56115-
25a	24626	L/H Pump Mount c/w Decal	1	-56114
26	21826	Oil Cooler	1	
27	5745	Hex. Reducer Bushing 3/4 NPT x 1/2 NPT	2	
28	5739	90° Street Elbow 1/2 NPT	2	



TRACTOR HYDRAULICS

REF.	PART NO.	DESCRIPTION	QTY.	SERIAL NUMBER
29	21817	Tee 1/2 In. NPT x 1/2 IN. Tube 37° Jic	1	
30	24026	Oil Reservoir	1	-69626
	24379	Oil Reservoir	1	69627-
31	21819	90° Street Elbow 1.0" NPT	2	
32	21877	90° Male Elbow 37° Jic 1/4 Tube x 1/4 NPT	1	-69626
33	24648	Breather Line	1	-69626
34	24038	Connector Weld't.	1	-69626
35	21816	Breather 1/ NPT	1	-69626
36	11336	3/4 NPT Plug	1	
37	17958	Hose Clamp	2	
38	24037	Strainer	1	
39	24036	Filler Hose	1	
40	24031	Filler Tube Weld't.	1	-56114
41	21822	Oil Filter Cap/Dipstick	1	
42	24029	Sponge Stripping	2	
43	24028	Sponge Stripping	2	
44	24030	Oil Reservoir Retainer	2	
45	5744	Close Nipple 1/2 In. NPT	1	
46	21818	Female Cross 1/2 In. NPT	1	
47	21806	Male Connector 1/2 In. NPT x 3/8 In. Tube 37° Jic	3	
NOTE: FOR REF. ITEMS 48, 49, 53 & 58 HYDRAULIC TUBES, IT WILL BE NECESSARY TO MEASURE THE LENGTH TO THE FIRST BEND FROM THE WHEEL END OF THE TUBE. (SEE DIMENSIONS "X" AND "Y" ON ILLUSTRATION.)				
48	24052	L/H Motor Case Drain Tube, Dimension "X"= 3 1/8 in. (80 mm)	1	
	25622	L/H Motor Case Drain Tube, Dimension "X"= 5 1/8 in. (130 mm)	1	
49	24043	L/H Hi Press.Tube,"Y"= 2 3/4 in.(70mm)	2	
	25620	L/H Hi Press.Tube,"Y"= 4 3/8 in.(110mm)	2	
50	24046	L/H Bracket	1	
51	24051	Clamp	2	
52	24359	Hose/Tube Protector	2	
53	24044	R/H Hi Press.Tube,"Y"= 2 3/4 in.(70mm)	2	
	25621	R/H Hi Press.Tube,"Y"= 4 3/8 in.(110mm)	2	
54	21840	Male Connector - 37° Jic 1.0 Tube x 1 1/16 - 12 O-Ring	4	
55	15903	Male Connector-37° Jic 3/8 Tube x 9/16 O-Ring	2	
56	24141	Hydraulic Motor	2	
	30046	Shaft Seal - for motor 24141		
	30045	O-Ring 3/32 x 4.0 ID - for motor 24141		
57	30045	O-Ring 3/32" Dia. x 4.0 ID	2	
58	24053	R/H Case Drain Tube,"X"= 3 1/8 in.(80mm)	1	
	25623	R/H Case Drain Tube,"X"= 5 1/8 in.(130mm)	1	
59	18881	Union Tee 1/4 Tube 37° Jic	1	



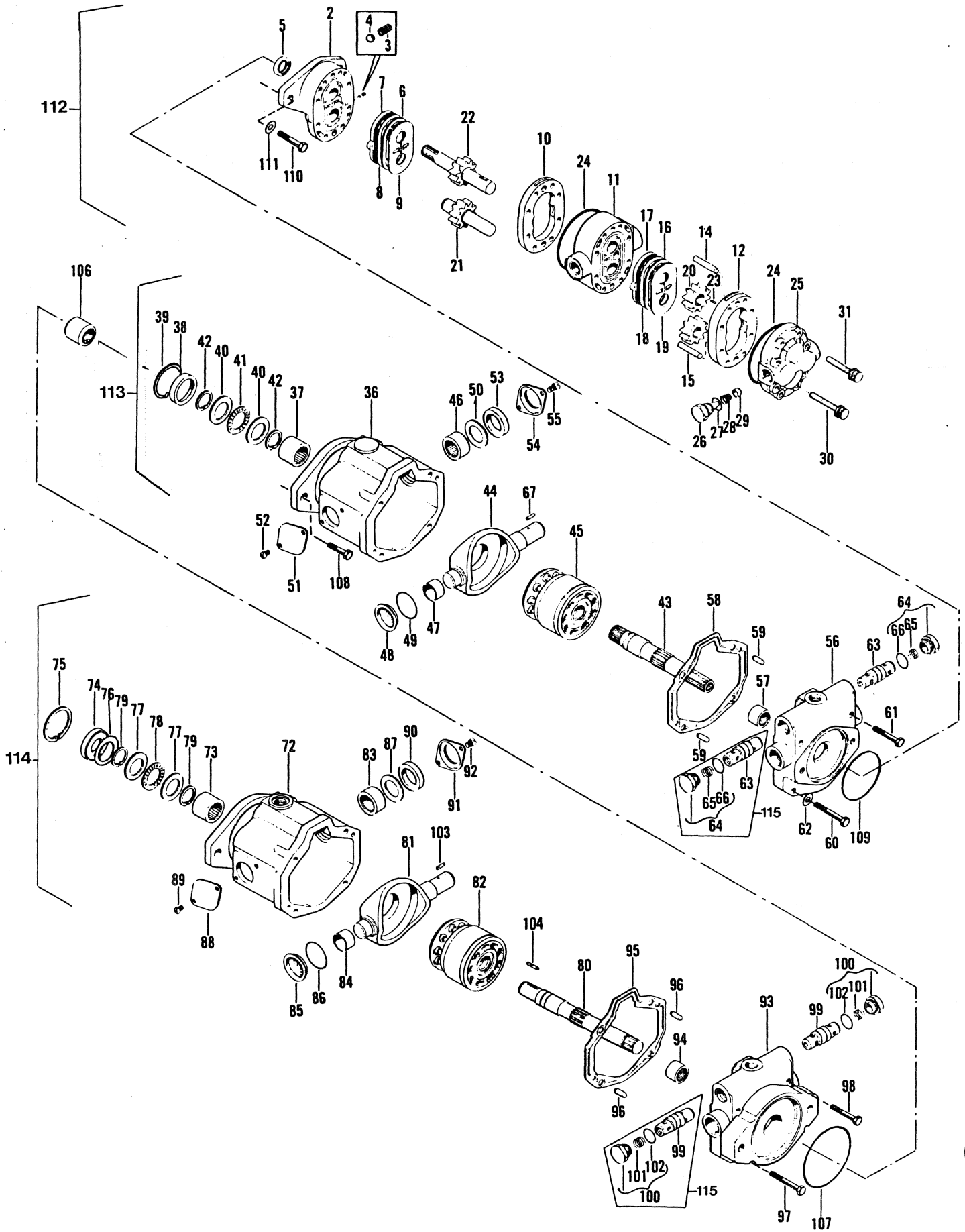


TRACTOR HYDRAULICS

REF.	PART NO.	DESCRIPTION	QTY.	SERIAL NUMBER
60	24062	L/H Cylinder Tube Assy.	1	
61	24377	Cylinder Line	2	
62	24222	Single-Acting Cylinder	2	
	23723	Seal Kit - for cylinder 24222		
63	24061	R/H Cylinder Tube Assy.	1	
64	24063	Clip	3	
65	24064	Reel Lift Tube Assy.	1	
66	5837	Male Connector 37° Jic 1/4 Tube x 1/4 NP	1	
67	21823	Quick-disconnect Male Coupling Half	1	-68982
	30443	Quick-disconnect Male Coupling Half	1	68983-
68	21824	Dust Cap	1	
69	24055	Hydraulic Line Protector	4	
70	24056	Bar - Protector	2	
71	21851	Hex Pipe Nipple - 1" NPT x 3/4 NPT	1	
72	21842	Check Valve	1	
73	24225	Hydraulic Hose - (Hydraulic Header Drive Suction Line)	1	
74	30341	Male Plug - 37° Jic 1.0" Tube	1	
75	24365	Hose Retainer	1	
76	5735	Elbow, Street 3/8 NPT	1	69627-
77	24373	Breather Hose	1	69627-
78	24372	Bracket	1	69627-
79	20579	Breather	1	69627-
80	30670	Hose Clamp	2	69627-
81	24240	Branch Tee	2	
82	30642	Cap Nut.	2	
83	24398	Tube, breather intake	1	69627-
84	21763	Tie, plastic, 7 1/2 inches long	A/R	
85	30753	Tie, plastic 14 3/4 inches long	5	
A	21491	1/2 NC x 1.25 LG. Capscrew		
B	18638	1/2 Nom. I.D. Lockwasher		
C	18723	1/2 NC x 1.5 LG. Capscrew		
D	18591	1/2 NC Hex Nut		
E	21471	1/2 NC x 1.25 LG. Carriage Bolt		
F	21383	1/2 NC Flange Locknut		
G	21449	1/2 NC x 1.0 LG. Flange Lockscrew		
H	21570	1/4 NC x 2.0 Capscrew		
J	21455	1/4 NC Flange Locknut		
K	21821	3/8 NC x .75 LG. Flange Capscrew		
L	21452	3/8 NC Flange Locknut		
M	19965	3/8 NC x 1.0 LG. Carriage Bolt		
N	21478	3/8 NC x 2.50 LG Carriage Bolt		
P	18598	13/32 I.D. Flatwasher		
Q	18669	3/8 NC Locknut (Alternate: 21390)		
R	21863	3/8 NC x .75 LG. Short Sq. Neck Carriage Bolt		
S	21456	1/4 NC x .75 LG. Flange Bolt		
or				
	21755	5/16 NC x .50 LG. Flange Bolt		
T	18599	17/32 I.D. Flatwasher		
U	21561	3/8 NC x 1.5 Lg. Capscrew		

} as dictated by filter

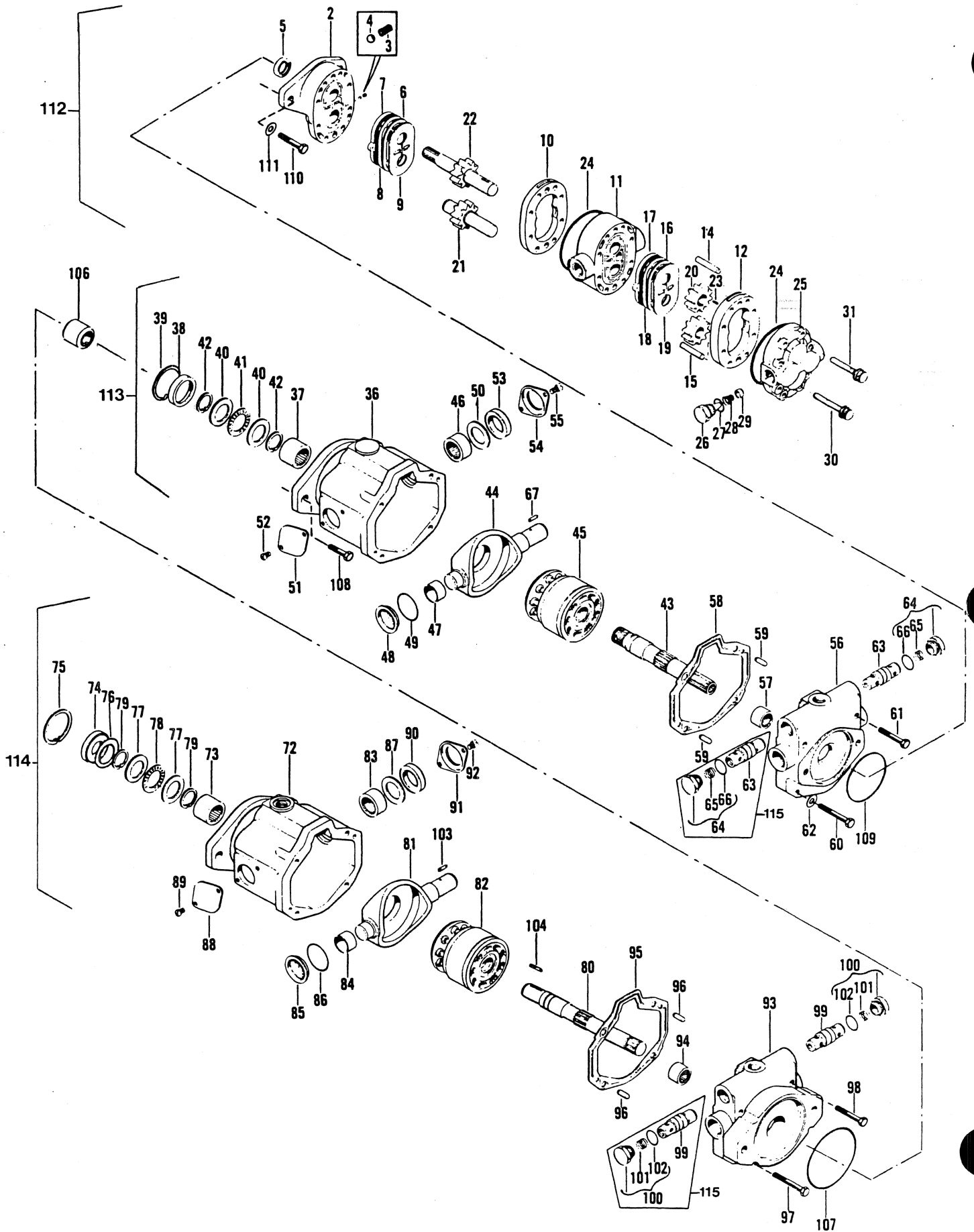
# PUMP ASSEMBLY



PUMP ASSEMBLY

REF.	PART NO.	DESCRIPTION	QTY.	SERIAL NUMBER
		NOTE: IF DOUBLE GEAR PUMP COMPONENT (ITEM 112) IS STAMPED 25380-LAD, SEE PAGE 43 FOR REPAIR PARTS.		
2	24224	Triple Pump Assembly, Hydraulic Plate Assembly, pump (front)	1	
3"A"		Spring	2	
4"A"		Ball (7/32" diameter)	2	
5"A"	30056	Seal Oil	1	
6"A"		Gasket	1	
7"A"		Seal, Diaphragm	1	
8"A"		Gasket, connector	1	
9"A"		Diaphragm, pump	1	
10		Body, front pump	1	
11		Plate assembly, front pump	1	
12		Body pump	1	
14		Pin Dowel (5/16 x 1 1/4")	2	
15		Pin Dowel	2	
16"A"		Gasket	1	
17"A"		Seal diaphragm		
18"A"		Gasket, protector		
19"A"		Diaphragm		
20	30114	Gear, front pump	2	
21	30116	Gear assembly, idler	1	
22	30117	Gear assembly, drive	1	
23		Key, rectangular (1/8 x 3/16 x 35/64" Lg.)	1	
24"A"	30120	"O" Ring (3 x 3 1/8 x 1/16")	2	
25		Backplate assembly (front pump)	1	
26		Plug (3/4-16 NF)	1	
27"A"		"O" Ring (5/8" I.D. x 3/32")	1	
28	30108	Spring	1	
29	30123	Poppet, front pump release	1	
30		Bolt (5/16-18 x 4" 12 P.T.)	4	
31		Bolt (5/16 - 4 1/4" N.C. 12 P.T.)	4	
	30043	Seal kit, repair (includes all items marked "A": For pumps marked 24381-LAB)	X	
36	Not servicable	Housing assembly	1	
37	21420	Bearing needle	1	
38	30128	Spacer	1	
39"B"		Ring, Int. snap (2")	1	
40		Race Thrust (1 1/8 x 1 3/4 x 3/32")	2	
41	30141	Bearing Thrust	1	
42"B"		Ring, ext. snap (1 3/64 I.D. x 3/64" THK)	2	
43	30139	Shaft, Pump Drive	1	
44		Camplate, piston	1	
45		Piston assembly, pump	1	
46	30135	Bearing needle	2	
47		Race, Trunnion bearing	1	
48	50048	Retainer, O-ring	1	

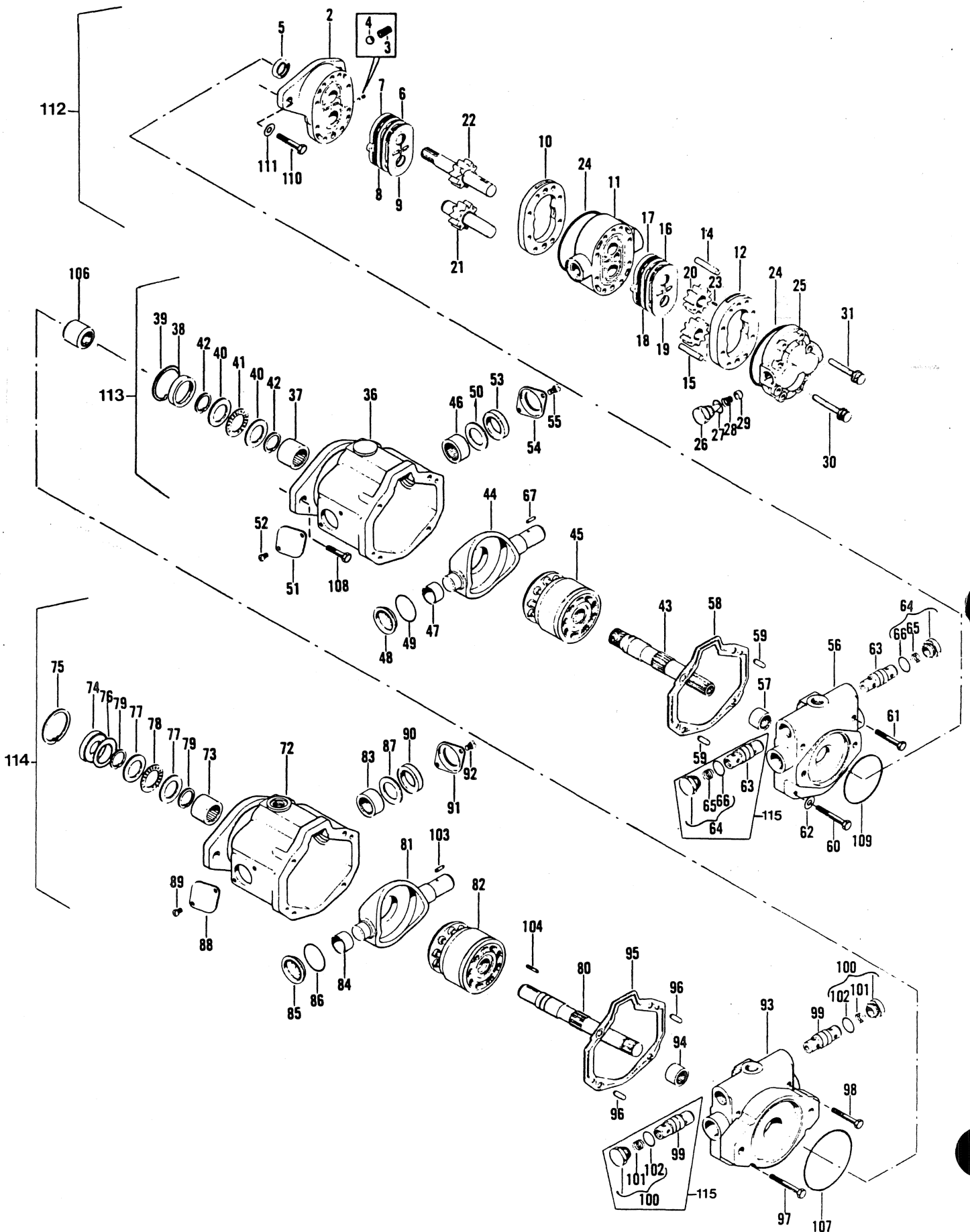
# PUMP ASSEMBLY



PUMP ASSEMBLY

REF.	PART NO.	DESCRIPTION	QTY.	SERIAL NUMBER
49"B"	30059	"O" Ring (1 3/8 I.D. x 1/8 THK)	1	
50		Washer (1 x 1 39/64 x 3/64 Steel)	2	
51	30130	Cover Plate	1	
52	50047	Screw, terminal (#10-32 x 3/8" Special)	2	
53"B"	30058	Seal oil trunnion (order kit)	1	
54		Cover Plate	1	
55		Screw, terminal (#10-32 x 3/8" Special)	2	
56	Not Serviceable.	Backplate assembly, middle pump	1	
57		Bearing needle	1	
58"B"	30138	Gasket, backplate to housing (order kit)	1	
59		Pin front plate to housing	2	
60		Bolt (3/8 x 2" N.C., Hex.)	2	
61		Bolt (3/8 x 2 1/2" N.C., Hex.)	2	
62		Washer (13/32 x 13/16 x 1/16" flat)	6	
63	30125	Valve Assembly, relief (5025 P.S.I.)	2	-72608
	25671	Valve Assembly, relief (5025 P.S.I.)	2	72609-
64	Non-serviceable.	Plug Assembly	2	
65		Spring	1	
66"B"		"O" Ring (7/8" I.D. x 3/32")	1	
67	30145	Key (1/4" Square x 3/4 Lg.)	1	
	<u>30042</u>	<u>Seal kit, repair (includes all items marked "B")</u>		
72	Non-serviceable.	Housing assembly, end pump	1	
73	21420	Bearing, needle	1	
74"C"	30046	Seal, oil	1	
75"C"		Ring, Int. snap (2")	1	
76		Washer (1-19/32 x 2 x 5/64" flat)	1	
77		Race, thrust (1 1/8 x 1 3/4 x 3/32")	2	
78	30141	Bearing, thrust	1	
79"C"		Ring Ext. snap (1 3/64 x I.D. x 3/64" THK)	2	
80	30147	Shaft, end pump	1	
81		Camplate, piston	1	
82		Piston assembly pump	1	
83	30135	Bearing needle	2	
84		Race, Trunnion bearing	1	
85	50048	Retainer, O-ring	1	
86"C"	30059	"O" Ring (1-3/8" I.D. x 1/8 THK)	1	
87		Washer (1 x 1-39/64 x 3/64" Steel)	2	
88	30130	Cover Plate	1	
89	50047	Screw terminal (#10-32 x 3/8" Special)	2	
90"C"	30058	Seal, oil trunnion (order kit)	1	
91		Cover, pump	1	
92		Screw terminal (#10-32 x 3/8" Special)	2	
93	Non-serviceable.	Backplate assembly, end pump	1	
94		Bearing needle	1	
95"C"	30138	Gasket, backplate to housing (order kit P-30041)	1	
96		Pin, front plate to housing	2	

# PUMP ASSEMBLY

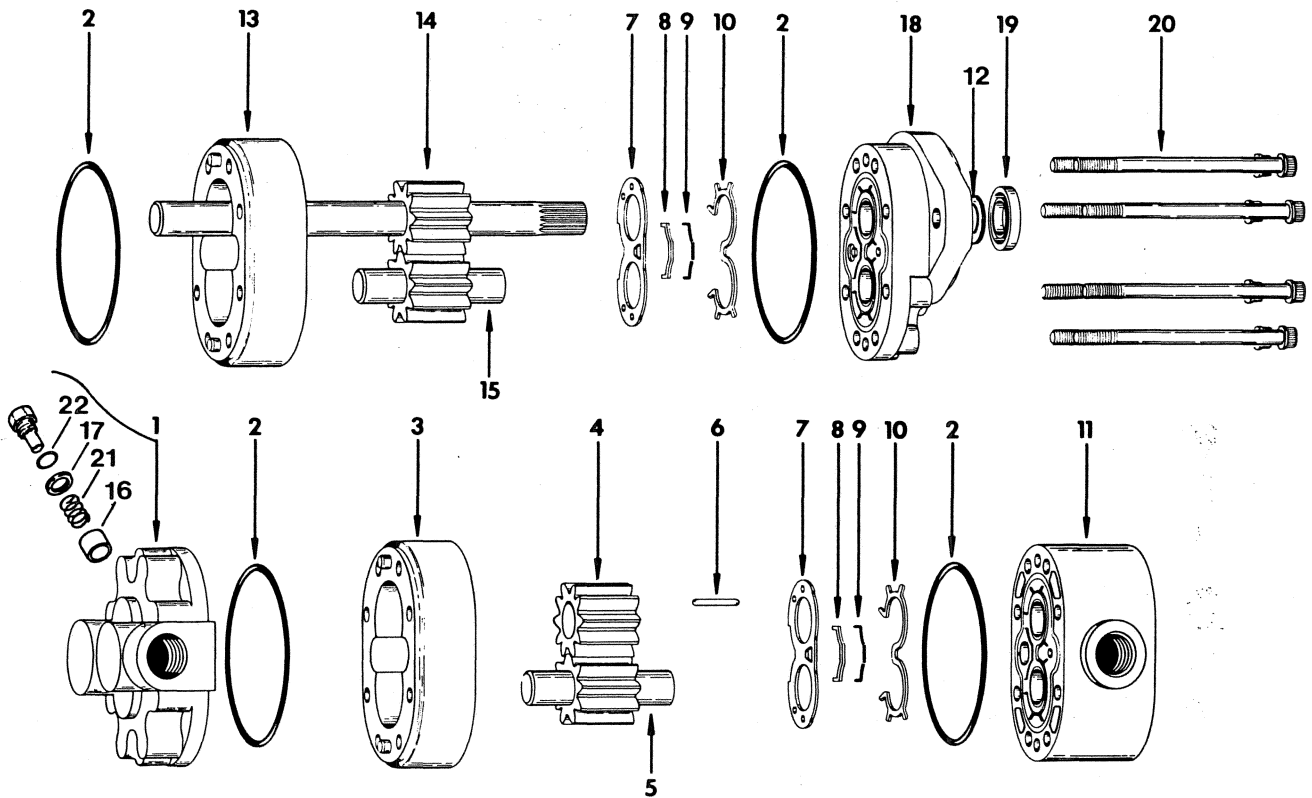


## PUMP ASSEMBLY

42

REF.	PART NO.	DESCRIPTION	QTY.	SERIAL NUMBER
97		Bolt (3/8 x 2" NC Hex.)	2	
98		Bolt (3/8 x 2 1/2" NC Hex.)	2	
99	30125	Valve Assembly, relief (5025 P.S.I.)	2	-72608
	25671	Valve Assembly, relief (5025 P.S.I.)	2	72609-
100		Plug Assembly	2	
101		Spring	2	
102 "C"		"O" Ring (7/8" I.D. x 3/32")	2	
103		Key (1/4" square x 3/4" lg.)	1	
104	30148	Key (1/4" square x 1 1/8 lg.)	1	
	<u>30041</u>	<u>Seal kit, repair (includes all items marked "C")</u>		
106	30104	Coupling (not included in 113)	1	
107	30105	"O" Ring (4" I.D. x 1/16" THK) (not included in 114)	1	
108		Bolt (1/2 x 1 1/4" NC THK)	2	
109	30057	"O" Ring (3-1/4 I.D. x 1/16 THK) (not included in 113)	1	
110		Bolt (3/8 x 1 1/4" NC Hex.)	2	
111		Washer (39 x 68 x 6)	2	
112	30717	Pump, Double Gear (Cessna # 25380 LAD) (If replacing pump stamped 24381-LAB, also order Filter Support, Ref. 22 on Page 32.)	1	
113	30102	Pump, Rear Piston (Cessna # 70444 LAC)	1	
114	30103	Pump, Front Piston (to pulley)	1	
	<u>30040</u>	<u>Seal Kit (includes kits 30041, 30042 &amp; 30043 plus items 107 &amp; 109)</u>		
		Note: See page 43 for breakdown of double gear pump 30717 and seal kit 30739		
115	25672	Kit - Relief Valve, includes valve 25671 (Repairs all serial numbers.)		

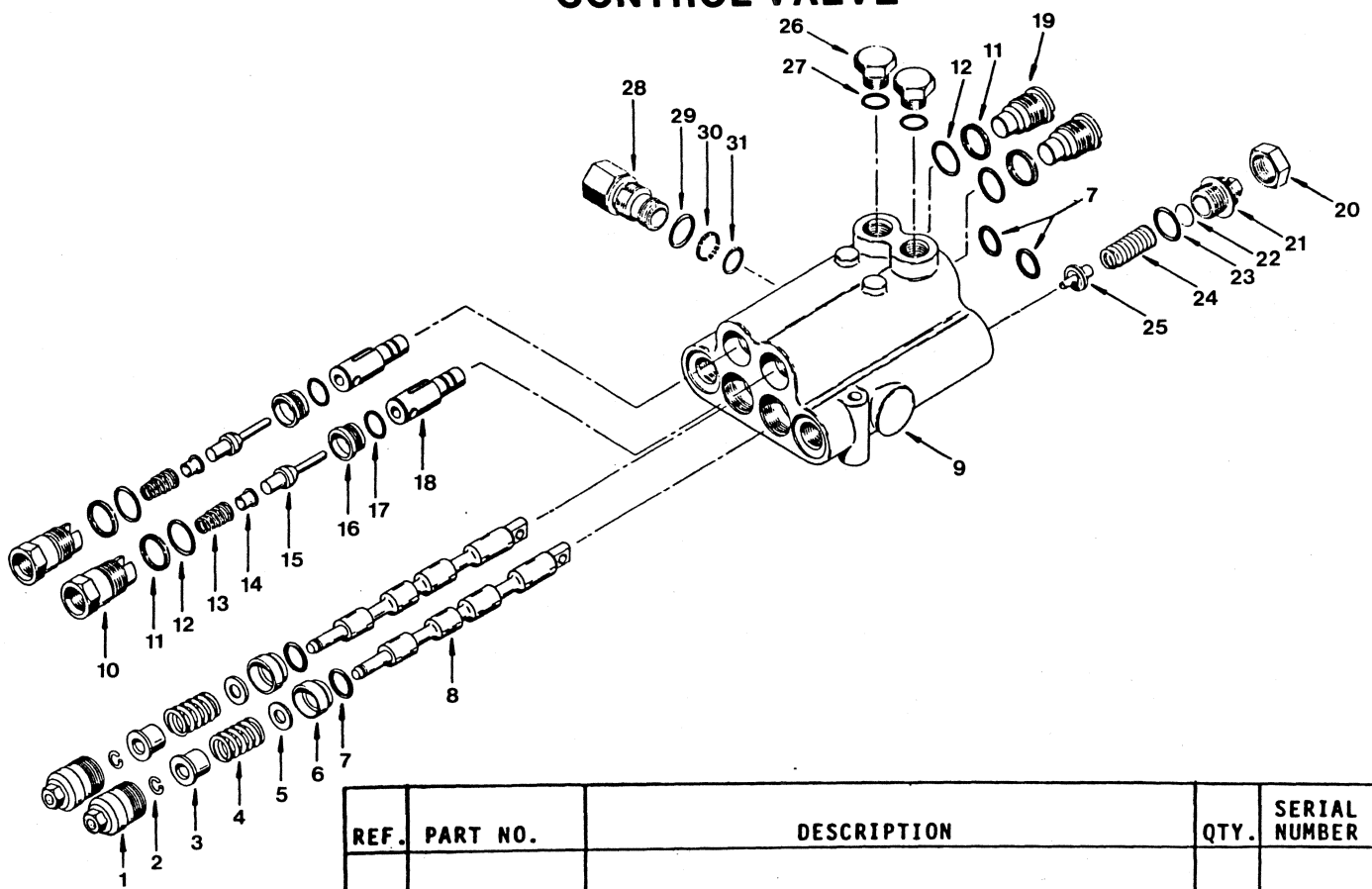
### DOUBLE GEAR PUMP



REF.	PART NO.	DESCRIPTION	QTY.	SERIAL NUMBER
	30717	Double Gear Pump Assembly (complete) - if replacing pump stamped 24381-LAB, also order Filter Support K-24742-1		
1	30740	Backplate Repair Kit	1	
2	30120 •	O-ring	4	
3		Body, rear	1	
4	30731	Gear	1	
5	30729	Idler Gear Assembly, rear	1	
6	30725	Key, round	1	
7	30721 •	Plate, wear	2	
8	30724 •	Seal, bearing	2	
9	30722 •	O-ring, molded	2	
10	30723 •	Gasket, back-up	2	
11		Plate, adapter	1	
12	30736 •	Washer	1	
13		Body, front	1	
14	30732	Drive Gear Assembly, splined	1	
15	30728	Idler Gear Assembly, front	1	
16	30123	Poppet	1	
17	30733	Washer, .048 inch thk.	A/R	
	30734	Washer, .015 inch thk.	A/R	
18		Plate Assembly, front	1	
19	30718 •	Seal, shaft	1	
20		Capscrew, flanged 12 pt.5/16 NC x 4 3/4 in.	8	
21	30735	Spring	1	
22	30107 •	O-ring	1	
•	30739	Seal Kit, includes all • items (for pumps marked 25380-IAD)		

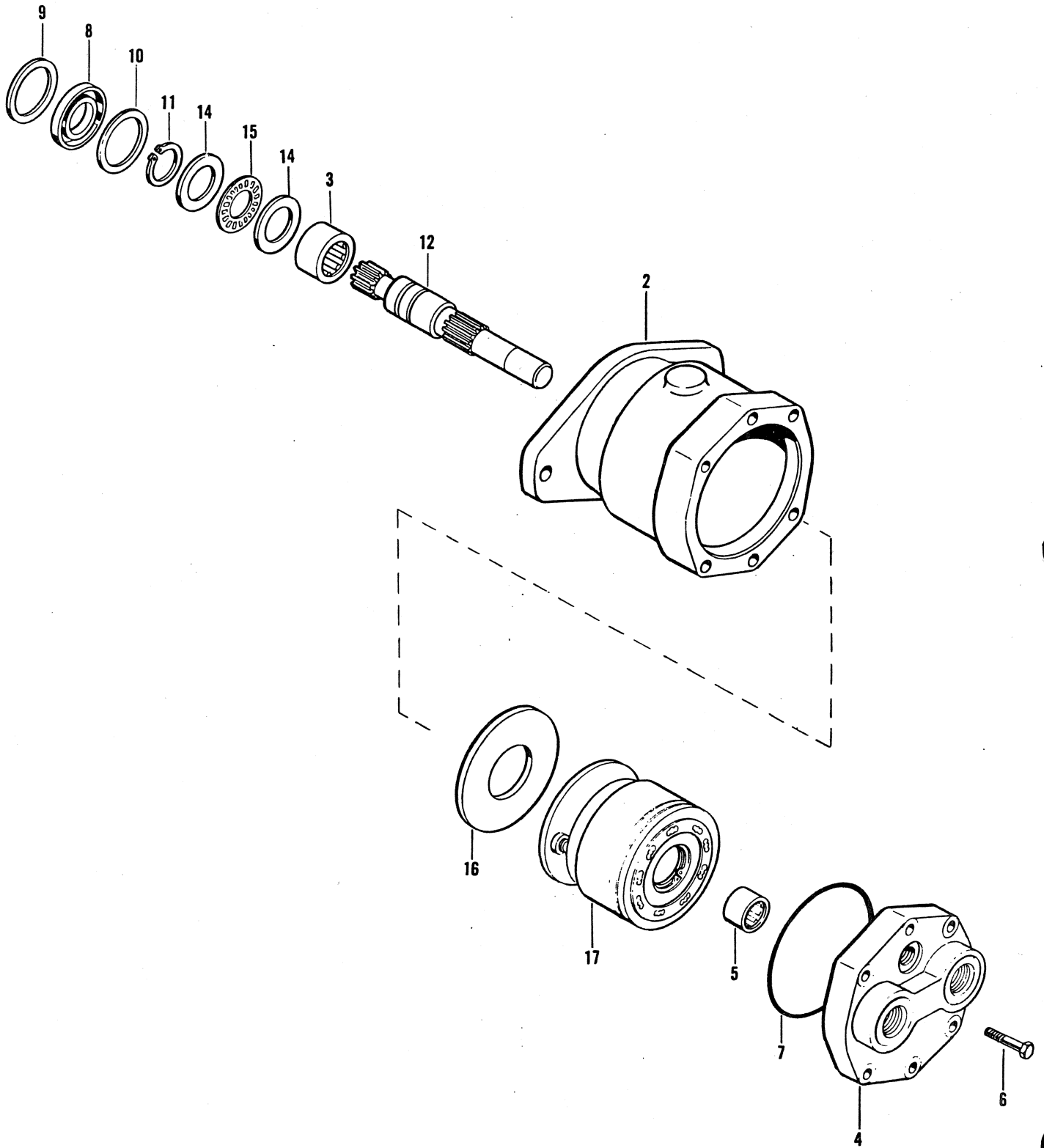


# CONTROL VALVE



REF.	PART NO.	DESCRIPTION	QTY.	SERIAL NUMBER
	24117	CONTROL VALVE - complete	1	
1		Cap Assembly - spool	2	
2	•	Ring- retaining	2	
3		Spacer - spool	2	
4		Spring - spool center	2	
5		Washer - flat, .670 O.D. x .046 inch thk.	2	
6		Bushing	2	
7	•	O-ring 3/32 x 1/2 inch I.D.	4	
8		Spool	2	
9		Body - valve	1	
10		Plug Assembly - port adapter	2	
11	•	Washer - back-up, 3/32 x 5/8 inch I.D.	4	
12	•	O-ring - 3/32 x 5/8 inch I.D.	4	
13		Spring - lockout	2	
14		Eyelet	2	
15	•	Poppet - lockout	2	
16		Seat - lockout	2	
17	•	O-ring - 1/16 x 1/2 inch I.D.	2	
18		Plunger - unloading	2	
19		Plug- lockout	2	
20		Nut - relief valve adjustment	1	
21		Plug Assembly - relief valve	1	
22		Shims-relief valve (.10, .015 and .035 in.)	A/R	
23	•	O-ring 3/32 x 41/64 inch I.D.	1	
24		Spring - relief valve	1	
25		Poppet - relief valve	1	
26		Plug	2	
27	•	O-ring 5/64 x 15/32 inch I.D.	2	
28		Plug - pressure beyond	1	
29	•	O-ring 3/32 x 5/8 inch I.D.	1	
30	•	Washer - back-up 1/16 x 1/2 inch I.D.	1	
31	•	O-ring - 1/16 x 1/2 inch I.D.	1	
•	24118	Seal Kit - includes all items marked • -for valves without external lockout unloading plunger.		72609-
	21814	Seal Kit - for valves with external lockout unloading plunger.		-72608

# HYDRAULIC MOTOR

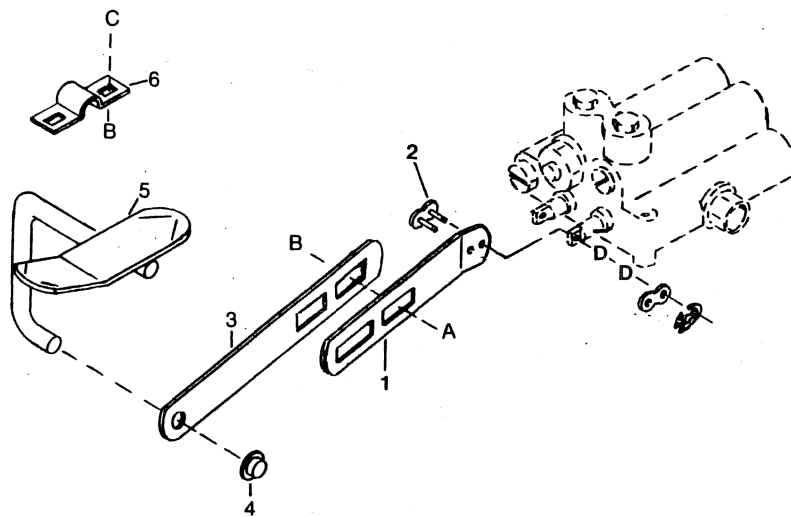


## HYDRAULIC MOTOR

46

REF.	PART NO.	DESCRIPTION	QTY.	SERIAL NUMBER
1	24141	Motor Assembly, Hydraulic	2	
2		Housing Assembly, Hydraulic, MTR.	1	
3	21420	Bearing, Needle	1	
4		Backplate Assembly	1	
5		Bearing, Needle	1	
6		Bolt (5/16 x 1 1/2" NC Hex)	6	
7	30045	"O" Ring (4" I.D. x 3/32 Thk.)	1	
8	30046	Seal, Oil	1	
9	18900	Ring Int. Snap 2"	1	
10		Washer (1 19/32 x 2 x 5/64" Flat)	1	
11	30144	Ring Ext. Snap (1 3/64 I.D. x 3/64 Thk.)	2	
12		Shaft, Drive	1	
14	30140	Race, Thrust (1 1/8 x 1 3/4 x 3/32")	2	
15	30141	Bearing, Thrust	1	
16		Plate, Piston Cam	1	
17		Piston Assembly, Rotating	1	

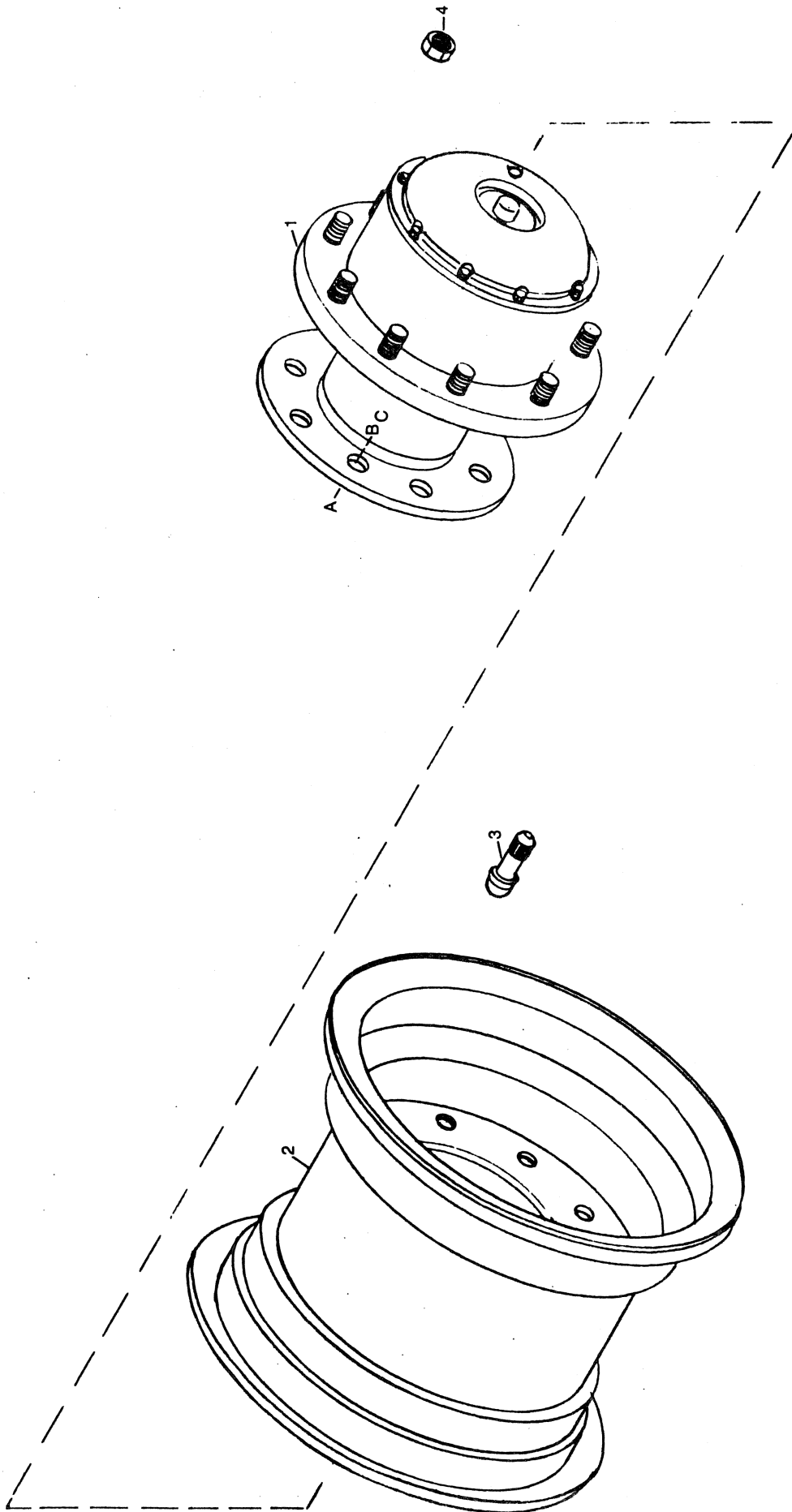
# PEDAL - VALVE LINKAGE



PEDAL - VALVE LINKAGE

REF.	PART NO.	DESCRIPTION	QTY.	SERIAL NUMBER
1	24104	Lower Valve Link (for machines up to Serial # 69626 also order item #2)	2	
2	6634	Connector Link #50	2	
3	24024	Upper Valve Link	2	
4	21815	3/8 Dia. Push-On Nut	2	
5	25369	Pedal Weld't.	2	
6	24241	Pedal Socket	2	
A	19965	3/8 NC x 1.0 LG. Carriage Bolt		
B	21452	3/8 NC Flange Locknut		
C	21863	3/8 NC x .75 LG. Short Sq. Neck Carr. Bolt		
D	18798	7/32 I.D. Flatwasher		

# WHEELS

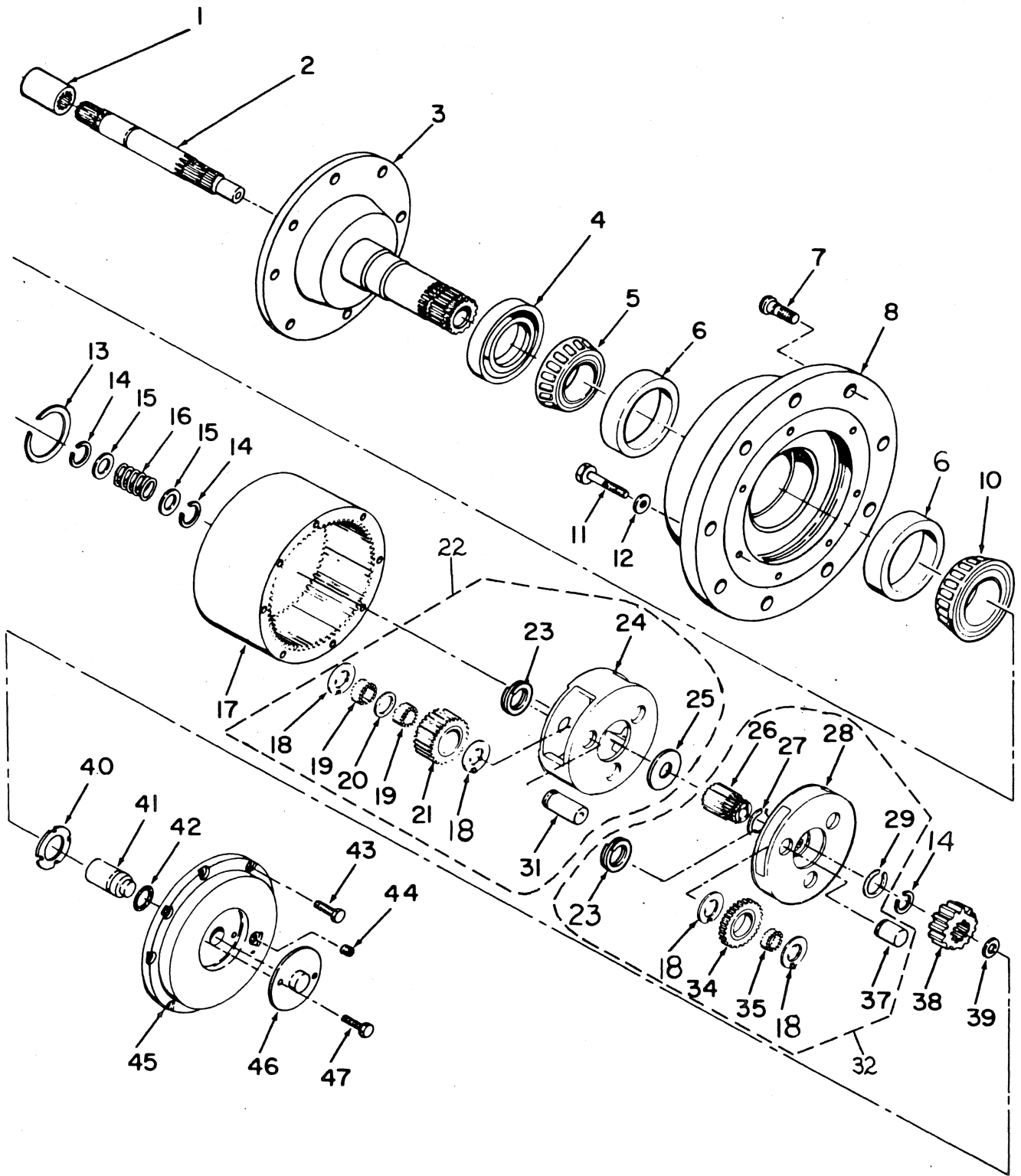


## POWER WHEEL

50

REF.	PART NO.	DESCRIPTION	QTY.	SERIAL NUMBER
1	24232	Power Wheel - 9/16" studs	2	56090-
	24140	Power Wheel - 1/2" studs	2	-56089
2	21889	Wheel 16.1 x W11C Reversible (for 13.5 tire)	2	
	21890	Wheel 16.1 x W14C Reversible (for 16.5 tire)	2	
	21891	Wheel 16.1 x W16C Reversible (for 18.4 tire)	2	
	30933	Wheel 16.1 x W18C Reversible (for 21.5 tire)	2	
3	21153	Valve Stem	2	
4	21358	Wheel Bolt Nuts 9/16 NF	18	56090-
	21838	Wheel Bolt Nuts 1/2 NF	18	-56089
A	21582	5/8 NC x 1 3/4 LG. Hex. Hd. Capscrew		
B	18639	5/8 I.D. Lockwasher		
C	18592	5/8 NC Hex Nut		

# POWER WHEEL





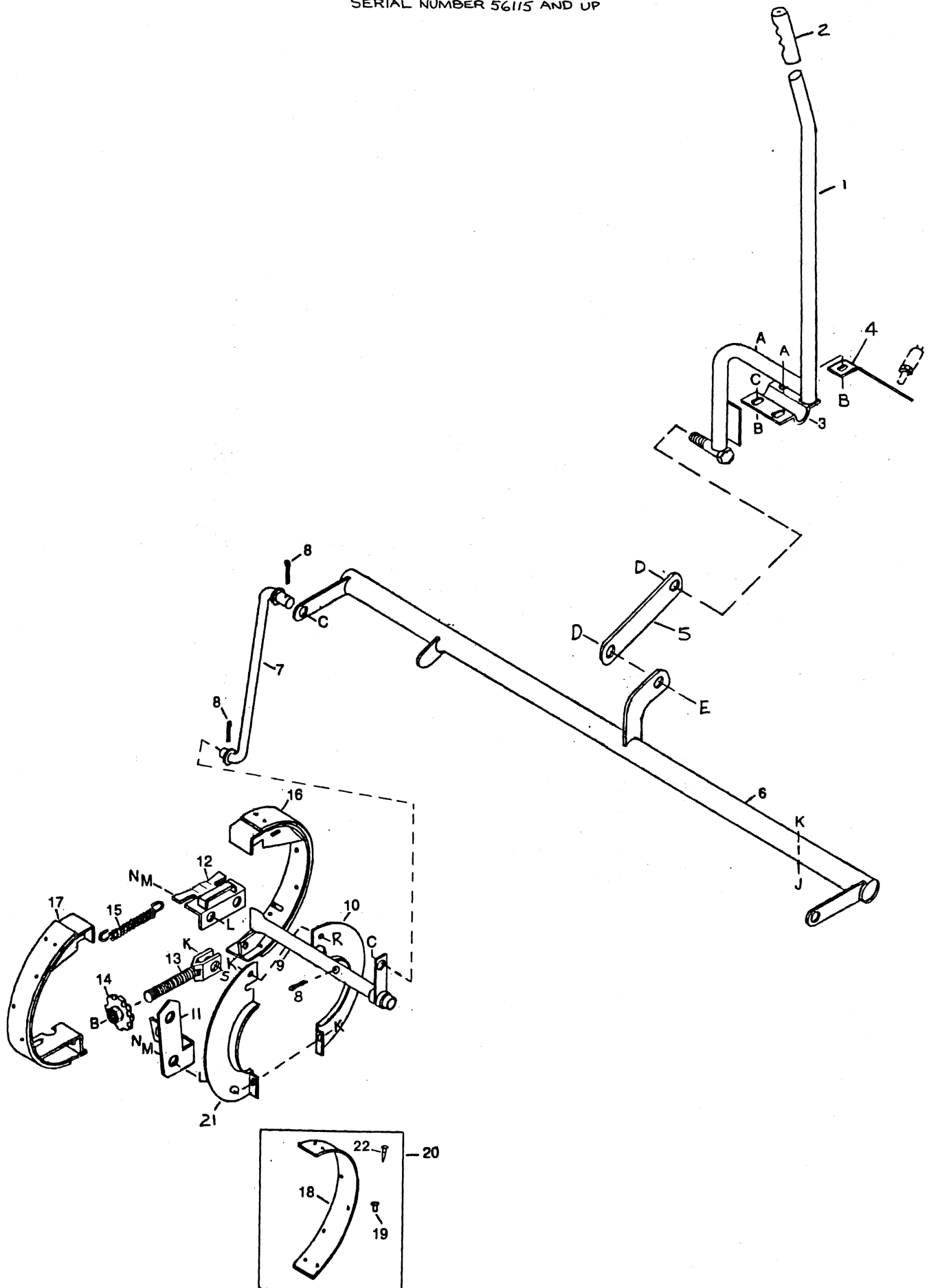
## POWER WHEEL

52

REF.	PART NO.	DESCRIPTION	QTY.	SERIAL NUMBER
1	30181	Coupling 13 Teeth	1	
2	30182	Input Shaft 13 Teeth	1	
3	30183	Spindle 13 Teeth	1	
4	30184	Oil Seal	1	
5	30185	Bearing Cone	1	
6	30186	Bearing Cup	2	
7	30187	Wheel Bolt - 1/2 NF	9	
	21357	Wheel Bolt - 9/16 NF	9	
8	30188	Hub	1	
10	30189	Bearing Cone	1	
11	30190	Hex Head Bolt (3/8-24 x 1 7/8 GRD. 8)	6	
12	30191	Flat Washer	6	
13	30206	Retaining Ring Kit(Incl. the following Sizes)		
		.116 - .118"	1	
		.123 - .125"	1	
		.131 - .133"	1	
		.108 - .110"	1	
14	30192	Retainer Ring	2	
15	30193	Washer	2	
16	30194	Disengage Spring	1	
17	30195	Ring Gear	1	
22	30196	Secondary Carrier Assembly Kit (Incl. the Following Numbers) (18, 19, 20, 21, 23, 24, 25, 31)		
32	30197	Primary Carrier Assembly Kit (Incl. the Following Numbers) (18, 23, 26, 27, 28, 29, 34, 35, 37)		
38	30198	Small Sun Gear 19 Teeth	1	
39	30199	Thrust Washer	1	
40	30200	Thrust Washer	1	
41	30201	Disengage Plunger	1	
42	21873	"O" Ring	1	
43	21087	Hex Head Bolt (5/16 - 18 x 1)	8	
44	30203	Pipe Plug	1	
45	30204	Cover, Large	1	
46	30205	Cover, Disengage	1	
47	21558	Hex Head Bolt (5/16 - 18 x 3/4)	2	

# PARK BRAKE GROUP

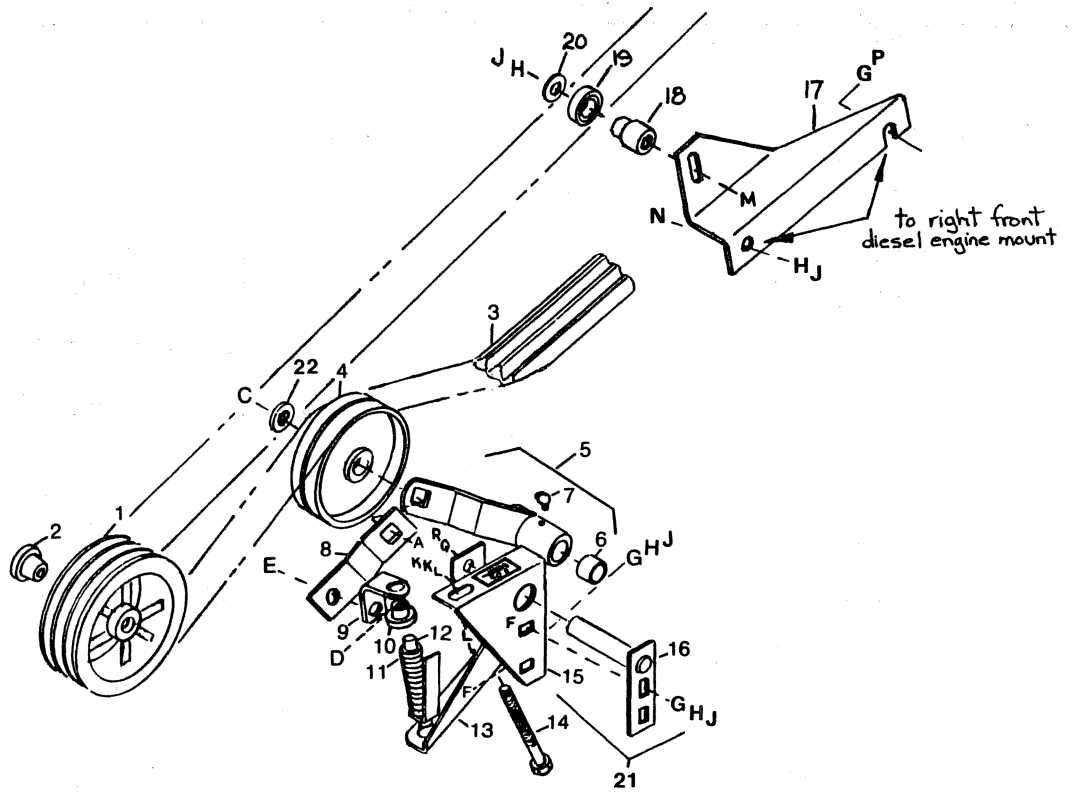
SERIAL NUMBER 56115 AND UP



**PARK BRAKE GROUP**  
SERIAL NUMBER 56115 AND UP

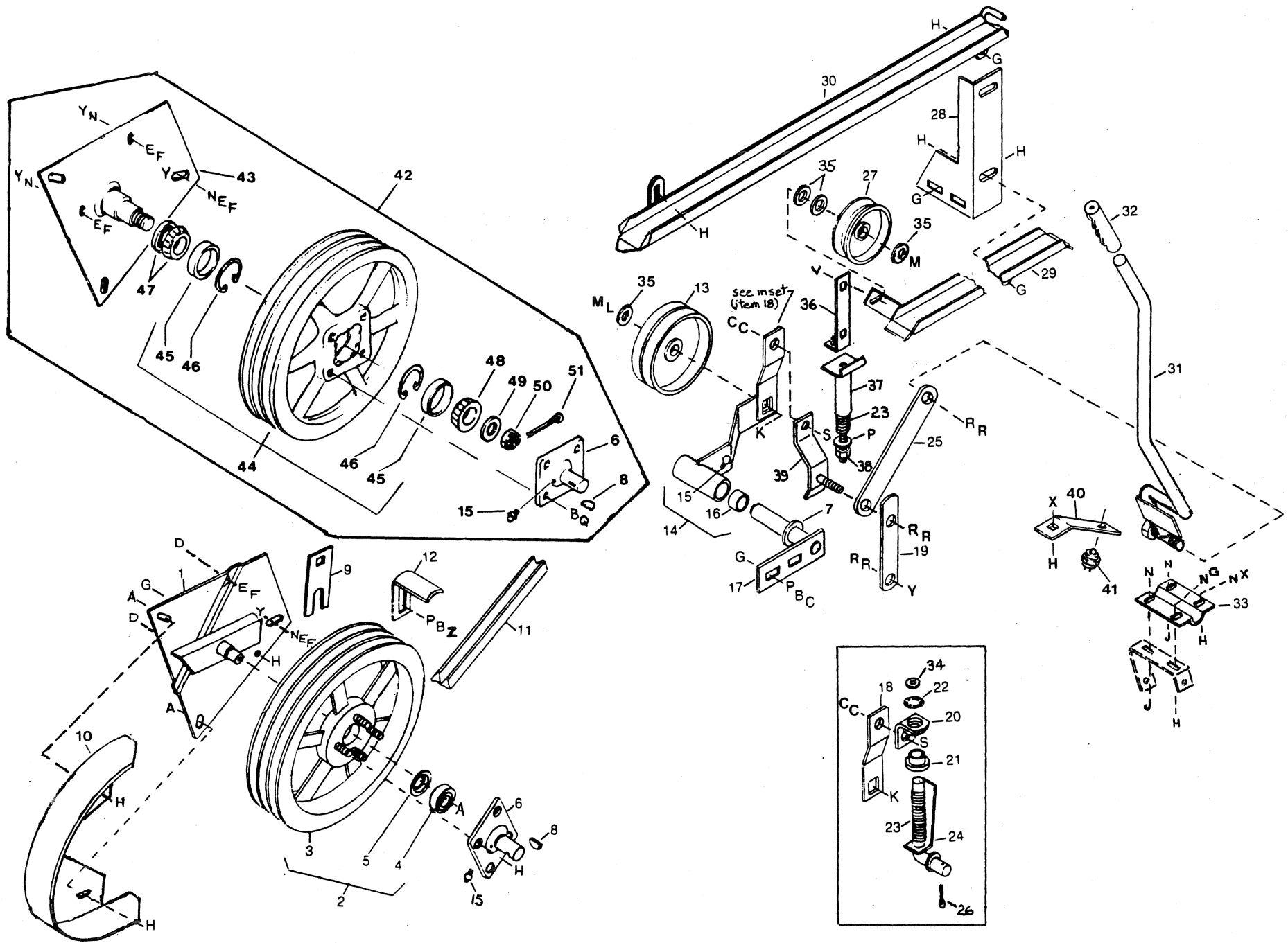
REF.	PART NO.	DESCRIPTION	QTY.	SERIAL NUMBER
1	25424	Brake Lever	1	
2	836	Handle Grip	1	
3	25359	Pivot Bracket	1	
4	25368	Brake Light Switch Mount	1	
5	24701	Brake Link	1	
6	24195	Brake Pipe	1	
7	24176	Brake Rod	2	
8	18648	Cotter Pin 3/6" Dia. x 1 1/4" Lg.	6	
9	24168	Brake Engaging Pipe - 15 1/2" (395 mm) overall length	2	
	24444	Brake Engaging Pipe - 17 1/2" (444 mm) overall length	2	
10	24151	Brake Shield "B" (L/H Front & R/H Rear)	2	
11	24142	Brake Band Guide	4	
12	24144	Brake Anchor	2	
13	24600	Adjuster Rod	2	
14	24605	Adjuster	2	
15	24167	Spring	2	
16	24152	Brake Band Assy."A"(Incl.Items 18 & 19)	2	
17	24153	Brake Band Assy."B"(Incl.Items 18, 19 & 22)	2	
18	24164	Brake Lining	4	
19	21841	Tubular Brass Rivet - 9/64" dia. x 1/2" lg. x 3/8" dia. head	30	
20	24166	Lining Kit (includes 1 of item 18, 8 of item 19 and 1 of item 22)	A/R	
21	24150	Brake Shield "A" (R/H Front & L/H Rear)	2	
22	18768	Pop Rivet - 3/16" dia. x .251" to .375" grip range	2	
A	21863	3/8 NC x .75 Lg. Short Sq. Neck Carriage Bolt		
B	21452	3/8 NC Flange Nut		
C	18599	17/32 I.D. Flatwasher		
D	18697	1/2 NC Locknut (Alternate: 21389)		
E	18723	1/2 NC x 1.5 Lg. Capscrew		
F				
G				
H				
J	21478	3/8 NC x 2.5 Lg. Carriage Bolt		
K	18669	3/8 NC Locknut (Alternate: 21390)		
L	21582	5/8 NC x 1.75 Lg. Capscrew		
M	18639	5/8 Nom. I.D. Lockwasher		
N	18592	5/8 NC Hex Nut		
P				
Q	19965	3/8 NC x 1.0 Lg. Carriage Bolt		
R	21567	3/8 NC x .75 Lg. Capscrew		
S	21264	3/8 NC x 1.25 Lg. Capscrew		

# TRACTION DRIVE



TRACTION DRIVE

REF.	PART NO.	DESCRIPTION	QTY.	SERIAL NUMBER
1	21984	Traction Drive Pulley	1	
2	21148	Taper Lock Bushing c/w Bolts	1	
3	24371	Traction Drive Belt	1	
4	21970	Idler	1	
5	24651	Idler Arm c/w Bushings & Grease Fitting	1	
6	21983	Bushing	2	
7	21010	Grease Fitting 90 degree	1	
8	24663	Idler Pivot Bracket	1	
9	24664	Idler Pivot Angle	1	
10	23142	Bushing	1	
11	24132	Spring	1	
12	24667	Traction Drive Idler Rod - Gauge Weld't.	1	
13	24657	Tensioning Angle	1	
14	24133	Special Bolt	1	
15	24696	Idler Mount c/w Decal - up to Serial no. 69626, order item 21	1	
16	24709	Idler Arm Pin Weld't. - up to Serial no. 69626, order item 21	1	
17	24865	Bracket (Perkins Diesel Units Only)	1	56115-
18	26392	Pin (Diesel Units Only)	1	56115-
19	6596	Bearing (Diesel Units Only)	1	56115-
20	20535	Washer (Diesel Units Only)	1	56115-
21	24741	Idler Mount Repair Kit (includes items 15, 16 Q & R)		-69626
22	22072	Washer - Flat	1	
A	18525	5/8 NC x 2.5 Lg. Carriage Bolt		
C	21941	5/8 NC Jam Nut, Distorted Thread		
D	20077	3/8 NC x 1.0 Lg. Capscrew		
E	18669	3/8 NC Locknut (Alternate: P-21390)		
F	19965	3/8 NC x 1.0 Lg. Carriage Bolt		
G	18598	13/32 I.D. Flatwasher		
H	18637	3/8 Nom. I.D. Lockwasher		
J	18590	3/8 NC Hex Nut		
K	18591	1/2 NC Hex Nut		
L	18599	17/32 I.D. Flatwasher		
M	21478	3/8 NC x 2.5 Lg. Carriage Bolt		
N	20055	3/8 NC x 2.25 Lg. Capscrew		
P	30021	3/8 NF x 1.0 Lg. Capscrew		
Q	18638	1/2 Nom. I.D. Lockwasher		
R	21575	1/2 NCX 1.0 Lg. Capscrew		



HEADER DRIVE

REF.	PART NO.	DESCRIPTION	QTY.	SERIAL NUMBER
1	24669	Header Pulley Mount	1	
2	24326	Header Drive Pulley Assy. (Inc. # 3, 4 & 5)	1	
3	24325	Header Drive Pulley	1	
4	21367	Bearing	1	
5	21368	Metal Sealing Ring	1	
6	24312	Adapter	1	
7	16235	Washer	1	
8	13298	Woodruff Key SAE #18	1	
9	24674	Shim	A/R	
10	24773	Belt Guard	1	
11	24370	Header Drive Belt	1	
12	24716	Belt Support	1	
13	21970	Idler	1	
14	24644	Idler Arm c/w Bushings & Grease Fitting	1	
15	18671	Grease Fitting (Alternate: 7536 or 7782)	2	
16	21983	Bushing	2	
17	24658	Idler Arm Pin	1	
18	24663	Idler Pivot Bracket (for Ser. No. 56115 & up, this item welded to #14)	1	-56114
19	24690	Radius Arm Link	1	
20	24693	Idler Pivot Angle	1	-56114
21	21985	Bushing	1	-56114
22	21986	Retaining Ring	1	-56114
23	24132	Spring	1	
24	24698	Rod - Gauge Weld't.	1	-56114
25	24701	Clutch Link	1	
26	18648	Cotter Pin 3/16 Dia. x 1.25 Lg.	1	-56114
27	21971	Idler (Alt. 21999 Plus 2 of item #35 - 22072 Washer)	1	
28	24703	Tray Mounting Bracket	1	
29	24705	Lower Belt Tray	1	
30	24711	Upper Belt Tray	1	
31	25354	Clutch Lever	1	
32	836	Handle Grip	1	
33	25359	Pivot Bracket	1	
34	30171	Retaining Ring (Alt. 30172 Speed Nut)	1	-56114
35	22072	Washer (Qty. 6 if alternate Pulley 21999 [item 27] is used)	4	
36	24748	Tightener	1	56115-
37	24820	Gauge	1	56115-
38	24758	Adjusting Rod	1	56115-
39	24760	Link	1	56115-
40	25364	Clutch Switch Mount	1	68983-
41	30009	Neutral Start Switch	1	68983-
42	25680	Kit - Header Drive, heavy duty (h.d.) (Standard on Diesel powered units with serial number 76605 and up.)	1	
43	25685	Support - header pulley (h.d.)	1	
44	25682	Pulley - header drive (h.d.), includes items 45 & 46	1	





HEADER DRIVE

REF.	PART NO.	DESCRIPTION	QTY.	SERIAL NUMBER
45	7900	Bearing - Cup	2	
46	21545	Ring - Retaining, Internal	2	
47	7910	Bearing - Cone, with Seal	1	
48	21376	Bearing - Cone	1	
49	21540	Washer - Flat, Hardened	1	
50	5512	Nut - Slotted Hex, 3/4 inch NF	1	
51	18605	Pin - Cotter, 1/8 x 1 inch	1	
A	21447	3/8 NC x 1.0 Lg. Flange Bolt (Large Flange)		
B	18637	3/8 Nom. I.D. Lockwasher		
C	18590	3/8 NC Hex. Nut		
D	21449	1/2 NC x 1.0 Lg. Flange Bolt		
E	18638	1/2 Nom. I.D. Lockwasher		
F	18591	1/2 NC Hex Nut		
G	19965	3/8 NC x 1.0 Lg. Carriage Bolt		
H	21452	3/8 NC Flange Nut		
J	21821	3/8 NC x .75 Lg. Flange Bolt		
K	18525	5/8 NC x 2.5 Lg. Carriage Bolt		
L	18639	5/8 Nom. I.D. Lockwasher		
M	18592	5/8 NC Hex Nut		
N	18599	17/32 I.D. Flatwasher (if required for proper operation)		
P	18598	13/32" I.D. Flatwasher		
Q	20077	3/8 NC x 1.0 Lg. Capscrew		
R	21056	1/2 NC Jam Nut		
S	21264	3/8 NC x 1 1/4 Lg. Capscrew		
V	21762	5/8 NC x 3.0 Lg. Short Square Neck Carriage Bolt (Grade 2)		
X	21863	3/8 NC x 3/4 Lg. Short Square Neck Carriage Bolt		
Y	18723	1/2 NC x 1 1/2 Lg. Capscrew		
Z	21567	3/8 NC x 3/4 Lg. Capscrew		

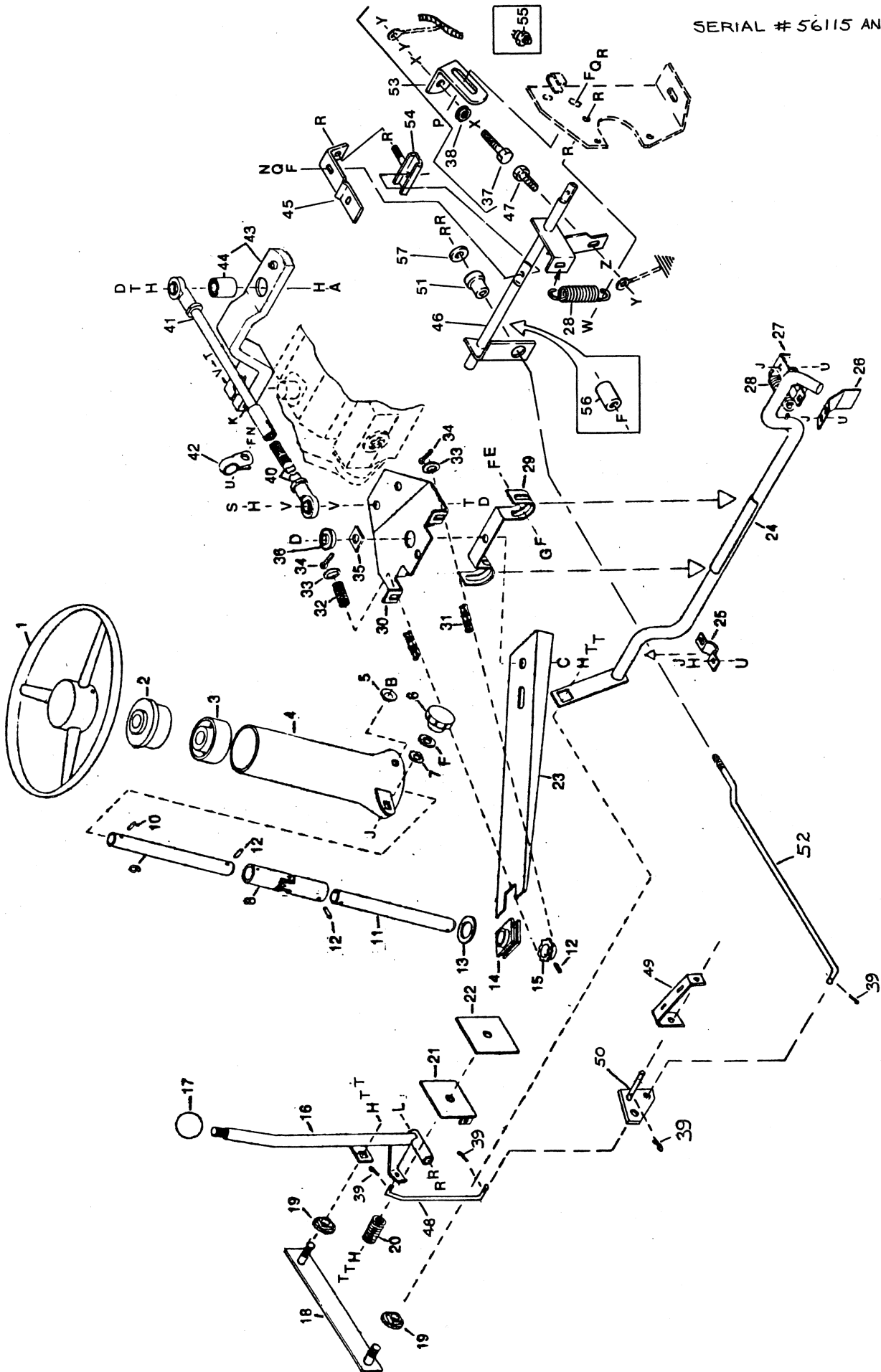


**STEERING & GROUND SPEED  
SERIAL NUMBER 56115 AND UP**

REF.	PART NO.	DESCRIPTION	QTY.	SERIAL NUMBER
1	42285	Steering Wheel	1	
2	19279	Upper Bushing	1	
3	19488	Lower Bushing	1	
4	25330	Tube Weld't.	1	
5	22345	Flared Washer	2	
6	21347	Knob	1	
7	21350	13/32" I.D. External Tooth Lockwasher	1	
8	19492	U-Joint	1	
9	25326	Upper Shaft	1	
10	2147	Roll Pin 1/4" Dia. x 1 1/2" Lg.	1	
11	25325	Lower Shaft	1	
12	16266	Roll Pin 1/4" Dia. x 1 1/4" Lg.	3	
13	18601	13/16" I.D. Flatwasher	A/R	
14	25336	Shaft Bushing	1	
15	19396	Sprocket	1	
16	25351	Ground Speed Lever	1	
17	21923	Ball Knob	1	
18	25349	Speed Control Link	1	
19	25348	Plastic Bushing	2	
20	11660	Spring	1	
21	25344	Washer Weld't.	1	
22	25337	Friction Washer	1	
23	25311	Steering Carrier	1	
24	25305	Crank Weld't.	1	
25	25320	Socket	1	
26	25322	Crank Stop	1	
27	25319	Crank Guide	1	
28	25321	Spring	2	
29	25312	Yoke	1	
30	25314	Steering Plate (includes items 35 & 36)	1	
31	21922	Chain # 35 x 97 Links w/o Connector	1	
32	9415	Spring	1	
33	23118	Slotted I.D. Washer (Qty. may be 3 if shim required)	2	
34	18648	Cotter Pin 3/16" Dia. x 1 1/4" Lg.	2	
35	25316	Washer	1	
36	21921	Bearing	1	
37	REF.	Brass Capscrew 5/16 NC x 1 1/4 LG. (order item 53)	1	69627-
38	REF.	Grommet (order item 53)	1	69627-
39	18605	Cotter Pin 1/8" Dia. x 1.0 Lg.	4	
40	24914	Male Tie Rod	2	
41	24910	Female Tie Rod	2	
42	24615	Clamp	2	
43	24789	Pintle Arm c/w Rubber Bushing	2	
44	21810	Rubber Bushing	2	
45	24905	Interlock Bracket	2	
46	24924	Pivot Shaft Weld't. (up to Ser. # 69626 also order #51 & #57)	1	69627-

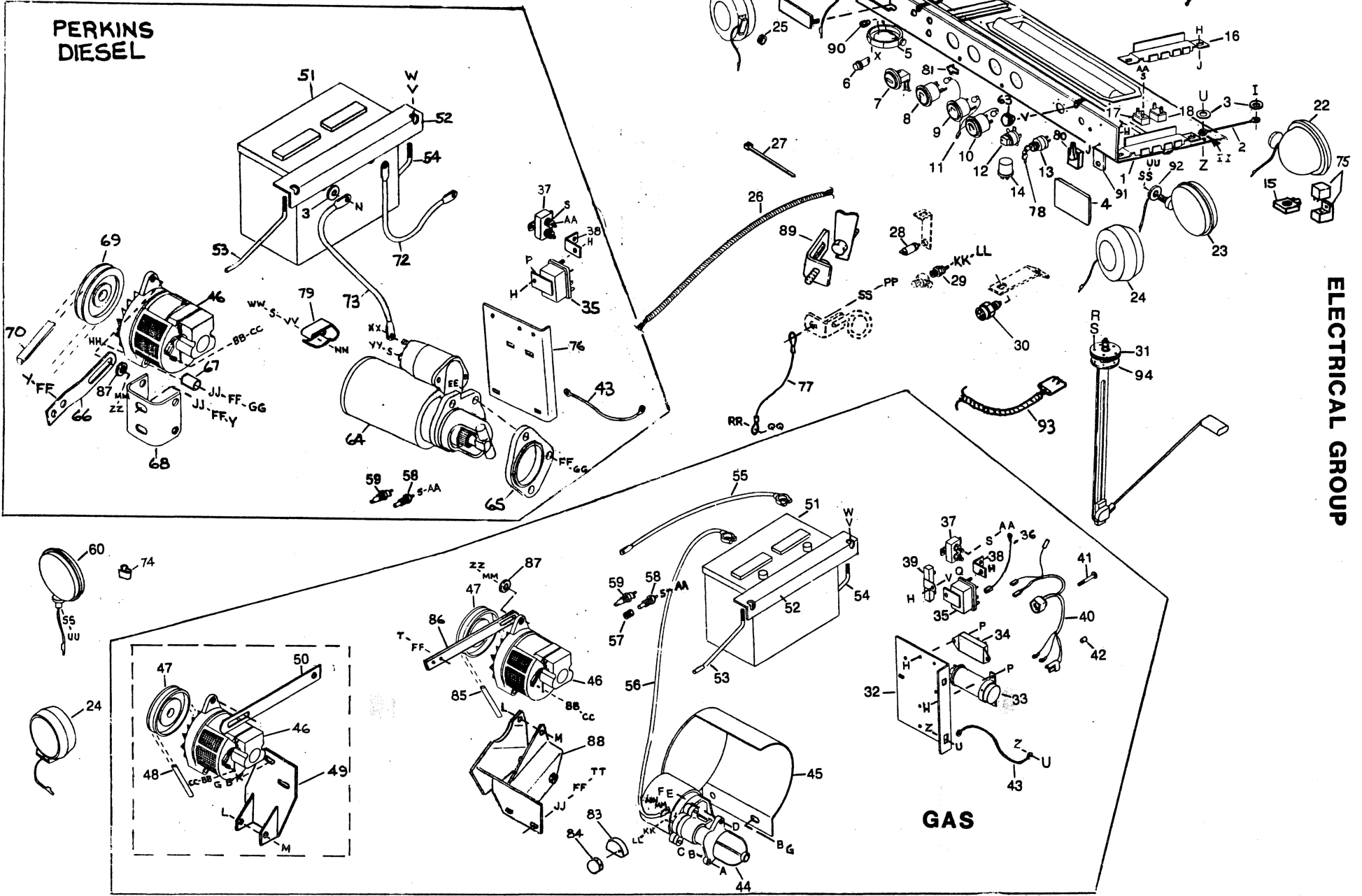
# STEERING & GROUND SPEED

SERIAL # 56115 AND UP



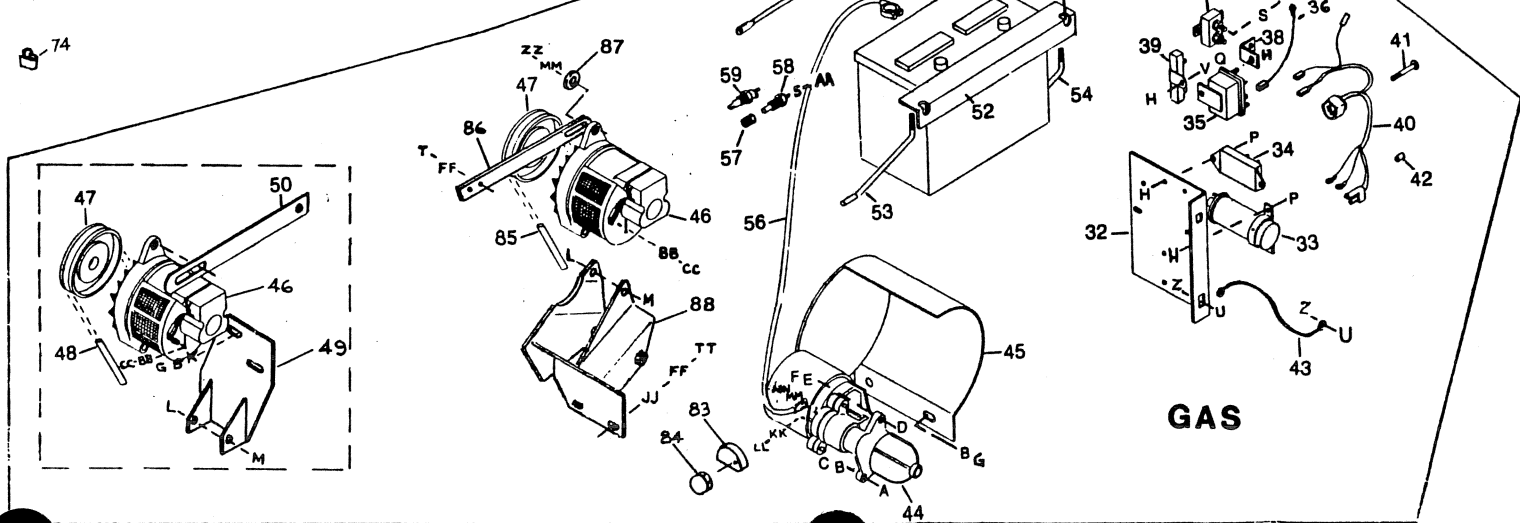
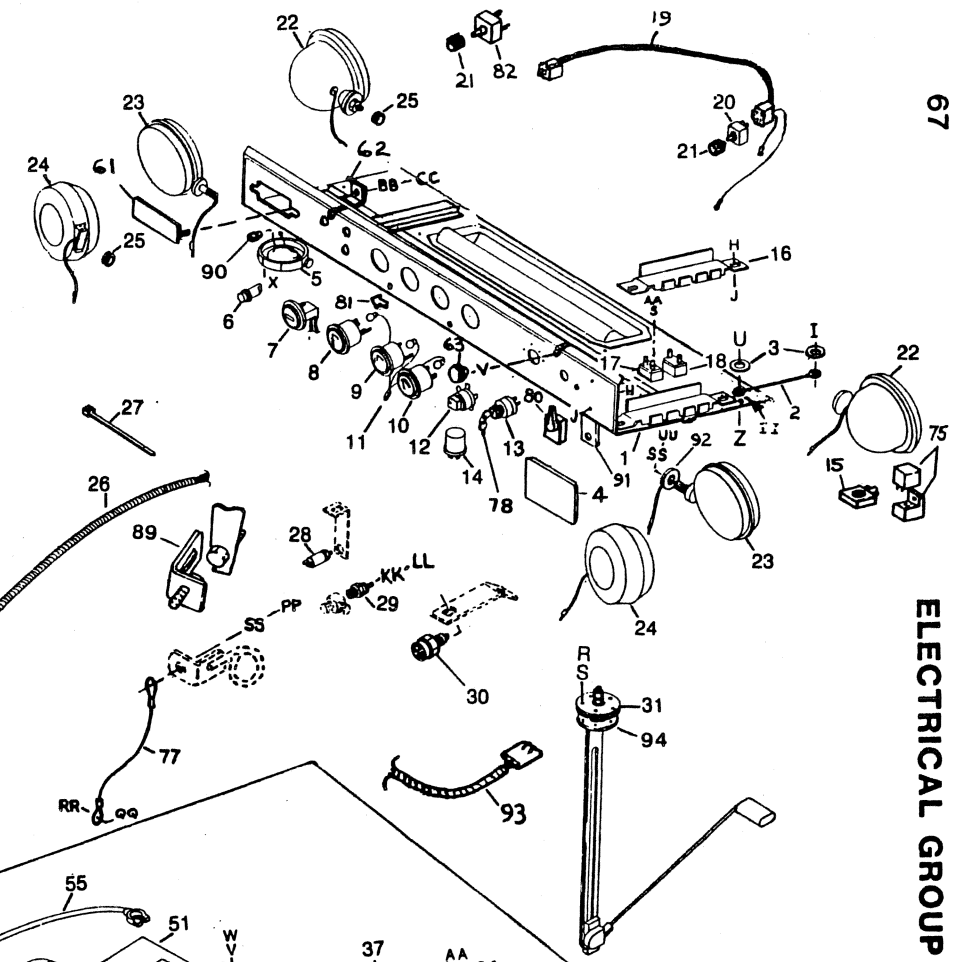
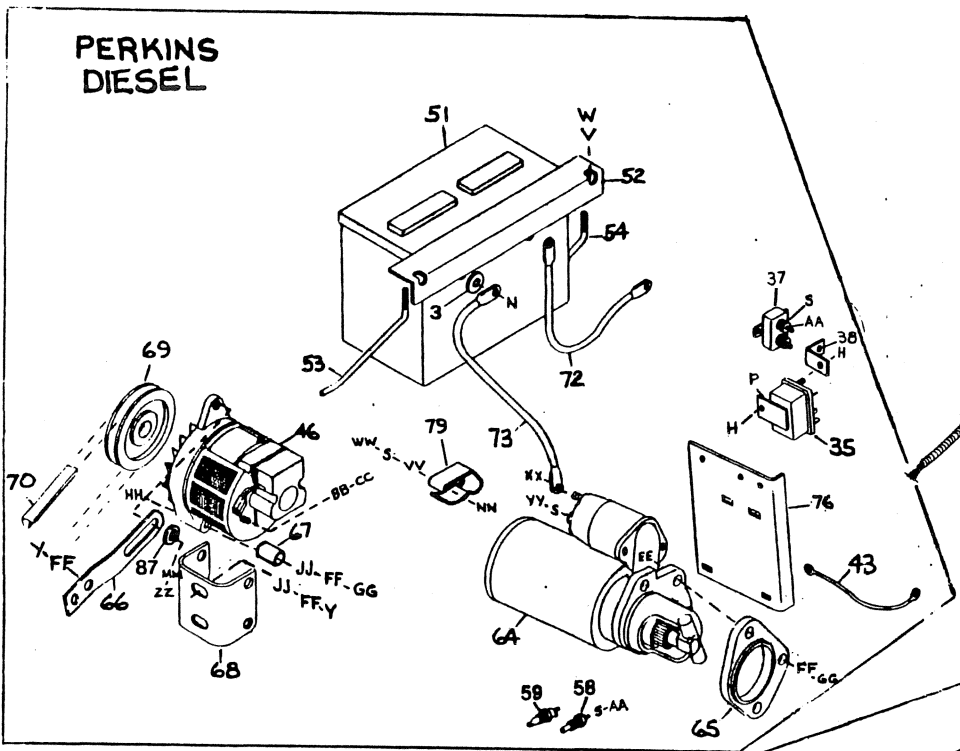
**STEERING & GROUND SPEED**  
SERIAL NUMBER 56115 AND UP

REF.	PART NO.	DESCRIPTION	QTY.	SERIAL NUMBER
47	30641	Brass capscrew 5/16 NC x 3/4 Lg.	1	69627-
48	25366	Connecting Rod	1	
49	25367	Bell Crank Support (for hardware, see Header Drive, Page 37)	1	
50	25371	Bell Crank	1	
51	30591	Rubber Isolator	1	
52	24909	Rear Engaging Rod	1	-69626
	24916	Rear Engaging Rod	1	69627-
53	24643	Neutral Switch Mount	1	-69626
	24984	Neutral Start Switch Assembly (includes items 37, 38, X and Y)	1	69627-
54	24906	Adjuster	2	
55	30009	Neutral Start Switch	1	-69626
56	25473	Spacer	1	-69626
57	20535	Washer	1	
A	21560	1/2 NC x 3.0 LG. Capscrew		
B	21571	3/8 NC x .50 Lg. Capscrew		
C	18723	1/2 NC x 1.5 Lg. Capscrew		
D	18697	1/2 NC Locknut		
E	21102	3/8 NC x 2.5 Lg. Capscrew		
F	18598	13/32 I.D. Flatwasher		
G	18669	3/8 NC Locknut		
H	18599	17/32 I.D. Flatwasher		
J	21863	3/8 NC x .75 Lg. Short Sq. Neck Carriage Bolt		
K	21880	1/2 NC x 2.75 Lg. Capscrew		
L	10948	3/8 NC x 5.5 Lg. Capscrew		
M				
N	21354	3/8 NC x 2.0 Lg. Capscrew		
P	19965	3/8 NC x 1.0 Lg. Carriage Bolt		
Q	18637	3/8 Nom. I.D. Lockwasher		
R	18590	3/8 NC Hex Nut		
S	21578	1/2 NC x 2.25 LG. Capscrew		
T	18591	1/2 NC Hex Nut		
U	21452	3/8 NC Flange Nut		
V	18638	1/2 Nom. I.D. Lockwasher		
W	21561	3/8 NC x 1.5 Lg. Capscrew		
X	18597	11/32 I.D. Flatwasher		
Y	18589	5/16 Hex Nut		
Z	18636	5/16 I.D. Lockwasher		



**GAS & PERKINS DIESEL  
ELECTRICAL GROUP**

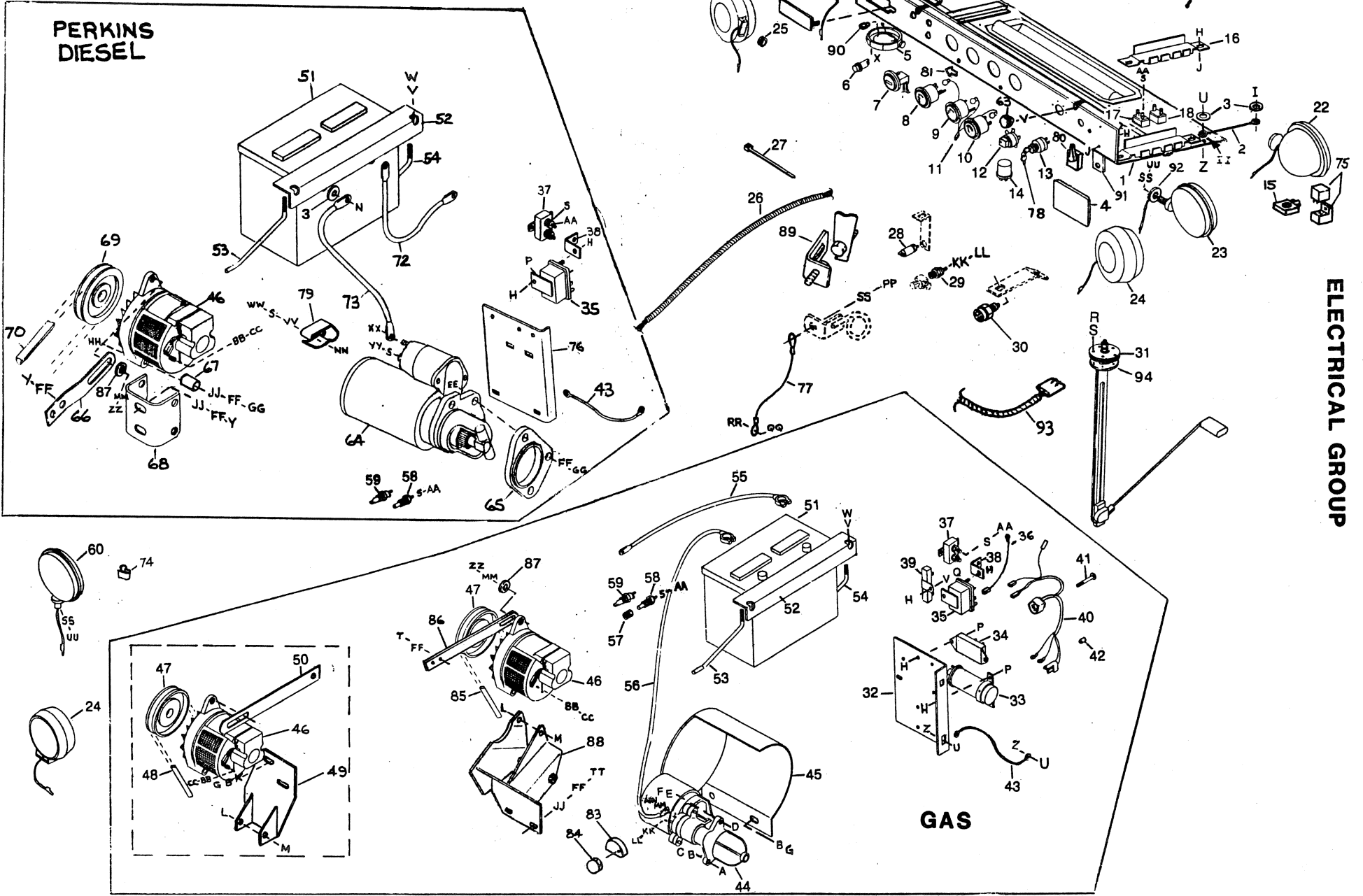
REF.	PART NO.	DESCRIPTION	QTY.	SERIAL NUMBER
1	25091	Instrument Panel (Gas Only)	1	-56089
	25503	Instrument Panel (Gas & Diesel)	1	56090-56114
	25125	Instrument Panel (Gas & Diesel)	1	56115-
2	25096	Instrument Panel Cable	2	
3	20535	Washer (qty. 6 for diesel engine)	4	
4	30680	Mirror, Rectangular	1	
	21906	Mirror, Round	1	
5	21905	Dome Light (Bulb #212-2)	1	
6	50043	Indicator Light	3	
7	21899	Hour-Meter c/w Mounting Hardware	1	
8	21900	Voltmeter c/w Mounting Hardware	1	
9	25911	Temperature Gauge c/w Sender & Hardware	1	
10	21953	Fuel Gauge c/w Mounting Hardware	1	
11	25099	Instrument Light Assembly (Bulb #53 Auto: P-30253)	1	
12	21903	Light Switch c/w Knob & Hardware	1	
13	21902	Ignition Switch c/w Keys & Hardware	1	
14	16538	Flasher	1	-56114
15	30010	Buzzer (Ser. No. up to 56089: Qty.= 2)	4	
16	21908	Bracket	1	-69626
17	21909	Circuit Breaker 25 Amp.	2	
18	21910	Circuit Breaker 6 Amp. (Serial no. up to 56114: Qty. = 1)	2	
19	25077	Blower Wire Assembly	1	-56089
20	21914	Blower Switch	1	
21	21915	Knob	2	
22	30351	Head Light c/w Mounting Hardware (Halogen Sealed Beam - #H-7610)	2	-68982
	30449	Head Light c/w Mounting Hardware (Halogen Sealed Beam - #H-7610)	2	68983-
23	25801	Double Faced Amber Light (Bulb #1156)	2	
24	30350	Work Light c/w Mounting Hardware (Halogen Sealed Beam - #H7606)	3	
25	18500	Grommet	6	
26	25100	Wiring Harness (Gas Only)	1	-56089
	25120	Wiring Harness (Gas & Diesel)	1	56090-56114
	25200	Wiring Harness (Gas & Diesel)	1	56115-68982
	25910	Wiring Harness (Gas & Diesel)	1	68983-
27	21763	Cable Tie (7 1/2 " long)	A/R	
	16661	Cable Tie (5 1/2 " long)	A/R	
28	21943	Brake Switch	1	
29	21809	Hydraulic Oil Pressure Switch	1	
30	30009	Neutral Start Switch	1	
31	21954	Fuel Gauge Sender with Gasket (item 94)	1	





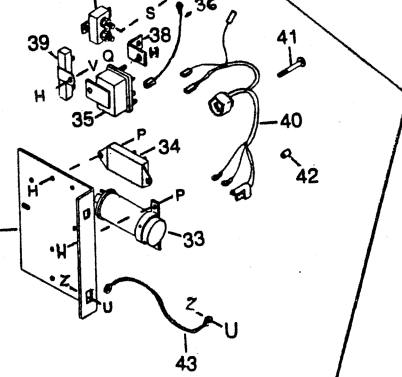
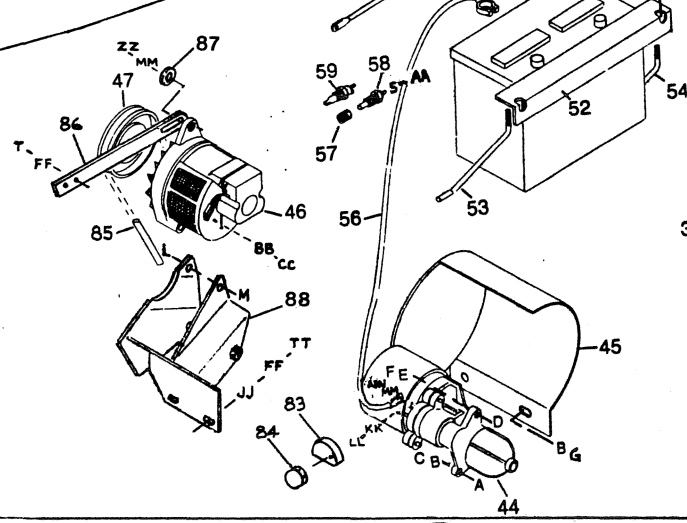
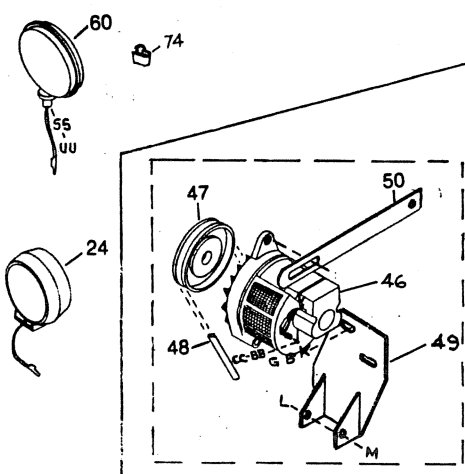
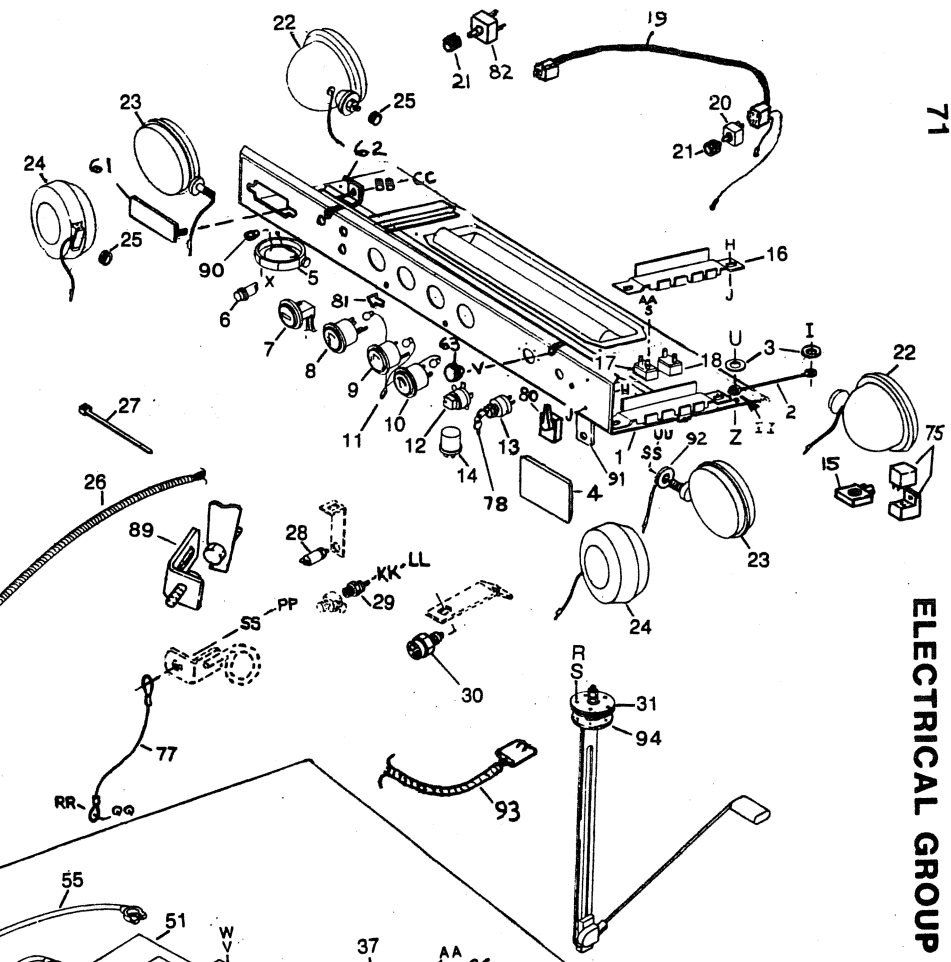
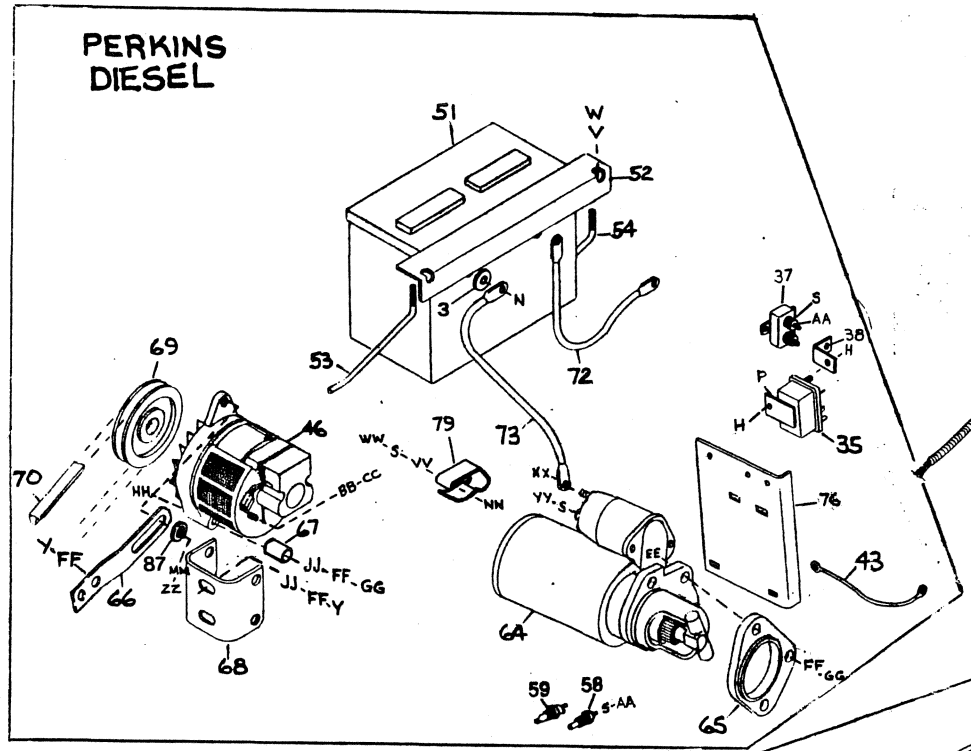
**GAS & PERKINS DIESEL  
ELECTRICAL GROUP**

REF.	PART NO.	DESCRIPTION	QTY.	SERIAL NUMBER
32	24558	Electronic Ign. Mounting Plate(Gas Only)	1	
33	21684	Coil c/w Bracket (Gas Only)	1	
34	21751	Electronic Control Unit (Gas Only)	1	
35	21774	Relay	1	
36	24559	Ground Wire (Gas Only)	1	-58089
37	21974	Circuit Breaker - 50 Amp.(manual re-set)	1	
38	24557	Breaker Mount	1	
39	21752	Resistor (Gas Only)	1	
40	21753	Wiring Harness (Gas Only)	1	
41	21682	Special Screw (Gas Only)	1	
42	21683	Rubber Cap (Gas Only)	1	
43	25457	Ground Strap	1	
44	24019	Starter (Gas Only) (Chrysler # 4379160)	1	
45	24525	Starter Shield (Gas Only)	1	
46	21948	Alternator (Motorola # 8MR2033T)	1	
47	17898	Alternator Pulley (Gas Only)	1	
48	19468	Alternator Belt (Gas Only)	1	-68982
49	24108	Alternator Mount (Ser.No. up to 56114, also order K-24107-1)	1	-68982
50	25484	Tightener (Gas Only)	1	-56114
	24107	Tightener (Gas Only)	1	56115-68982
51	REF	Battery	1	
52	25867	Battery Hold-Down	1	
53	23267	L/H Hold-Down Rod	1	
54	23268	R/H Hold-Down Rod	1	
55	5903	Ground Cable (Gas Only)	1	
56	24287	Battery Cable (Gas Only)	1	
57	18878	Reducer Bushing 1/4 NPT x 3/8 NPT (Gas only, if req'd. Not required with Gauge/Sender Package #25911)	1	
58	REF	Temperature Sender - Order gauge c/w sender (item 9)		
59	24556	Temperature Switch (to buzzer)	1	
60	24860	Red Tail Light (Bulb # 1156)	1	
61	25055	Cover Plate	1	56090-
62	25057	Formed Washer	2	56090-
63	21931	Knob	2	56090-
64	25024	Starter (Diesel Only) c/w Terminal Hardware (Delco Remy # 1113275)	1	
65	30071	Starter Spacer (Diesel Only)	1	
66	24908	Tightener (Diesel Only)(Qty. 2 up to & including Ser. No. 68982)	1	
67	25473	Spacer (Diesel Only)	1	-68982
	23050	Spacer (Diesel Only)	1	68983-



**GAS & PERKINS DIESEL  
ELECTRICAL GROUP**

REF.	PART NO.	DESCRIPTION	QTY.	SERIAL NUMBER
68	24878	Alternator & Compressor Mount (Diesel Only)	1	-68982
	24886	Alternator & Compressor Mount (Diesel Only)	1	68983-
69	21949	Alternator Pulley (Diesel Only)	1	
70	24899	Alternator Belt (Diesel Only)	1	
71				
72	24289	Ground Cable (Diesel Only)	1	
73	24288	Battery Cable (Diesel Only)	1	
74	21218	Wiring Clip	A/R	
75	30215	Relay c/w Mount	1	56090-
76	24882	Bracket (Diesel Only)	1	-68982
77	25485	Ground Cable	1	
78	30410	Key	1	
79	24891	Starter Cover (Diesel Only)	1	
80	30312	Flasher Unit c/w Knob	1	56115-
81	30311	Turn Indicator Light	2	56115-
82	30335	Wiper Switch c/w Mounting Hardware	1	56115-
83	24006	Starter Cover (Gas Only)	1	
84	30481	Plastic Cap Nut #8 NC (Gas Only)	1	
85	24007	Fan/Alternator Belt (Gas Only)	1	68983-
86	24008	Tightener (Gas Only)	1	68983-
87	16416	Washer	1	68983-
88	24014	Alternator/Compressor Mount	1	
89		Neutral Start Assembly (see Steering & Ground Speed)		
90	30272	Coupler, Insulated Male	1	
91	25114	Bar, Mirror Mount-for rectangular mirror	1	
92	24750	Washer, Rubber	2	
93	25909	Harness, to header lights (splice-in)	1	-74880
94	50014	Gasket, fuel gauge sender	1	
A	21564	7/16 NC x 1.75 Lg. Capscrew		
B	18652	7/16 Nom. I.D. Lockwasher		
C	18654	7/16 NC Hex Nut		
D	21026	9/16 NC x 1.75 Lg. Capscrew		
E	21005	9/16 Nom. I.D. Lockwasher		
F	21027	9/16 NC Hex Nut		
G	21522	7/16 NC x 1.0 Lg. Capscrew		
H	21455	1/4 NC Flange Nut		
I	21821	3/8 NC x 3/4 LG. Flange Bolt		
J	21476	1/4 NC x .75 Lg. Carriage Bolt		
K	18688	15/32 I.D. Flatwasher		
L	21568	3/8 NC x 3.0 Lg. Capscrew		
M	18669	3/8 NC Locknut (Alternate: 21390)		
N	21571	3/8 NC x 1/2 Lg. Capscrew		
P	21968	1/4 NC x .50 Lg. Flange Bolt		
Q	21574	1/4 NC x 1.5 Lg. Capscrew		



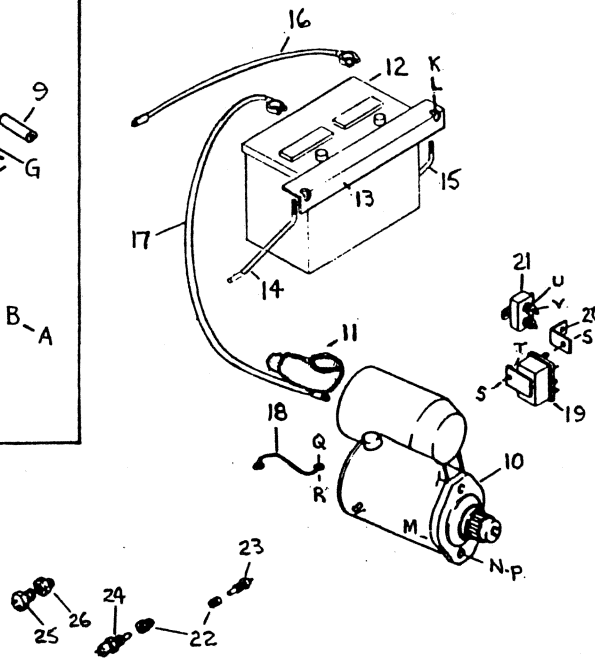
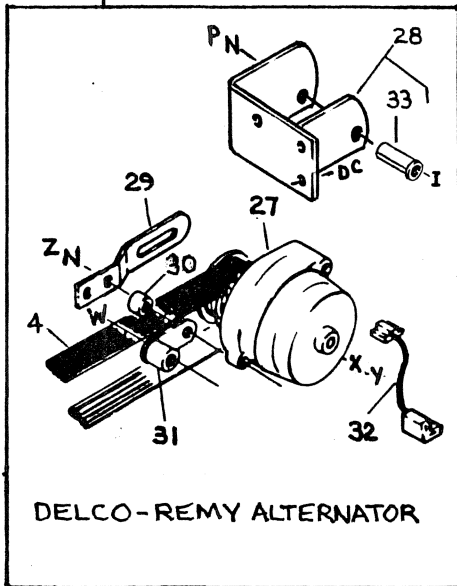
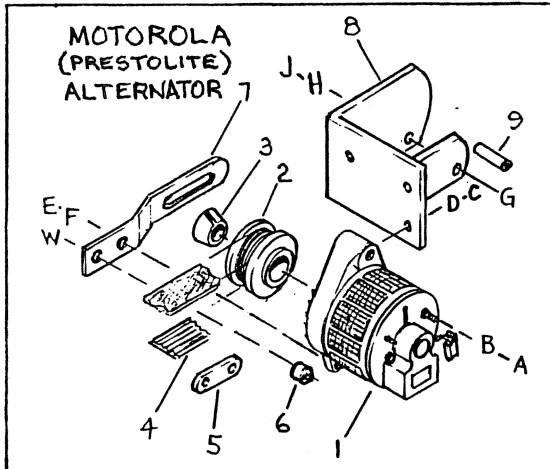
**GAS**

**GAS & PERKINS DIESEL  
ELECTRICAL GROUP**

REF.	PART NO.	DESCRIPTION	QTY.	SERIAL NUMBER
R	18577	#10 NC x .75 Lg. Pan Hd. Machine Screw		
S	18634	#10 Nom. I.D. Lockwasher		
T	21567	3/8 NC x 3/4 Lg. Capscrew		
U	21452	3/8 NC Flange Locknut		
V	18596	9/32 I.D. Flatwasher		
W	18724	1/4 NC Locknut (Alternate: P-21391)		
X	21907	#10 NC x 3/4 Lg. Round Slotted Head Thread Cutting Screw Type D		
Y	30021	3/8 NF x 1.0 Lg. Capscrew		
Z	21863	3/8 NC x 3/4 Lg. Short Square Neck Carriage Bolt		
AA	20011	#10 NF Hex Nut		
BB	18635	1/4 Nom. I.D. Lockwasher		
CC	18588	1/4 NC Hex Nut		
DD	21580	1/4 NC x 3/4 Lg. Capscrew		
EE	20055	3/8 NC x 2 1/4 Lg. Capscrew		
FF	18637	3/8 Nom. I.D. Lockwasher		
GG	18590	3/8 NC Hex Nut		
HH	30080	3/8 NC x 4.5 Lg. Capscrew		
II	18590	17/32 I.D. Flatwasher		
JJ	18598	13/32 I.D. Flatwasher		
KK	20042	#8 Nom. I.D. Lockwasher		
LL	18796	#8 NC Hex Nut		
	30855	M4 x 0.7 Hex Nut - Gas Engine Starter with Metric Thread Studs		
MM	18636	5/16 Nom. I.D. Lockwasher		
NN	18589	5/16 Hex Nut - as dictated by starter		
	30856	M8 x 1.25 Hex Nut - as dictated by starter		
PP	21491	1/2 NC x 1 1/4 Lg. Capscrew		
QQ	18697	1/2 NC Locknut		
RR	21449	1/2 NC x 1.0 Lg. Flange Bolt		
SS	18638	1/2 Nom. I.D. Lockwasher		
TT	20077	3/8 NC x 1.0 Lg. Capscrew		
UU	6771	1/2 NF Hex. Nut		
VV	18798	7/32 I.D. Flatwasher		
WW	30507	#10 NF x 3/4 Lg. Hex Hd. Machine Screw		
XX	30505	M10 x 1.5 Hex Nut		
YY	30506	M5 x 0.8 Hex Nut		
ZZ	21087	5/16 NC x 1.0 LG. Capscrew		

## CDC DIESEL ENGINE ELECTRICAL GROUP

Note: For Cab Electrical and miscellaneous electrical components see Page 65.

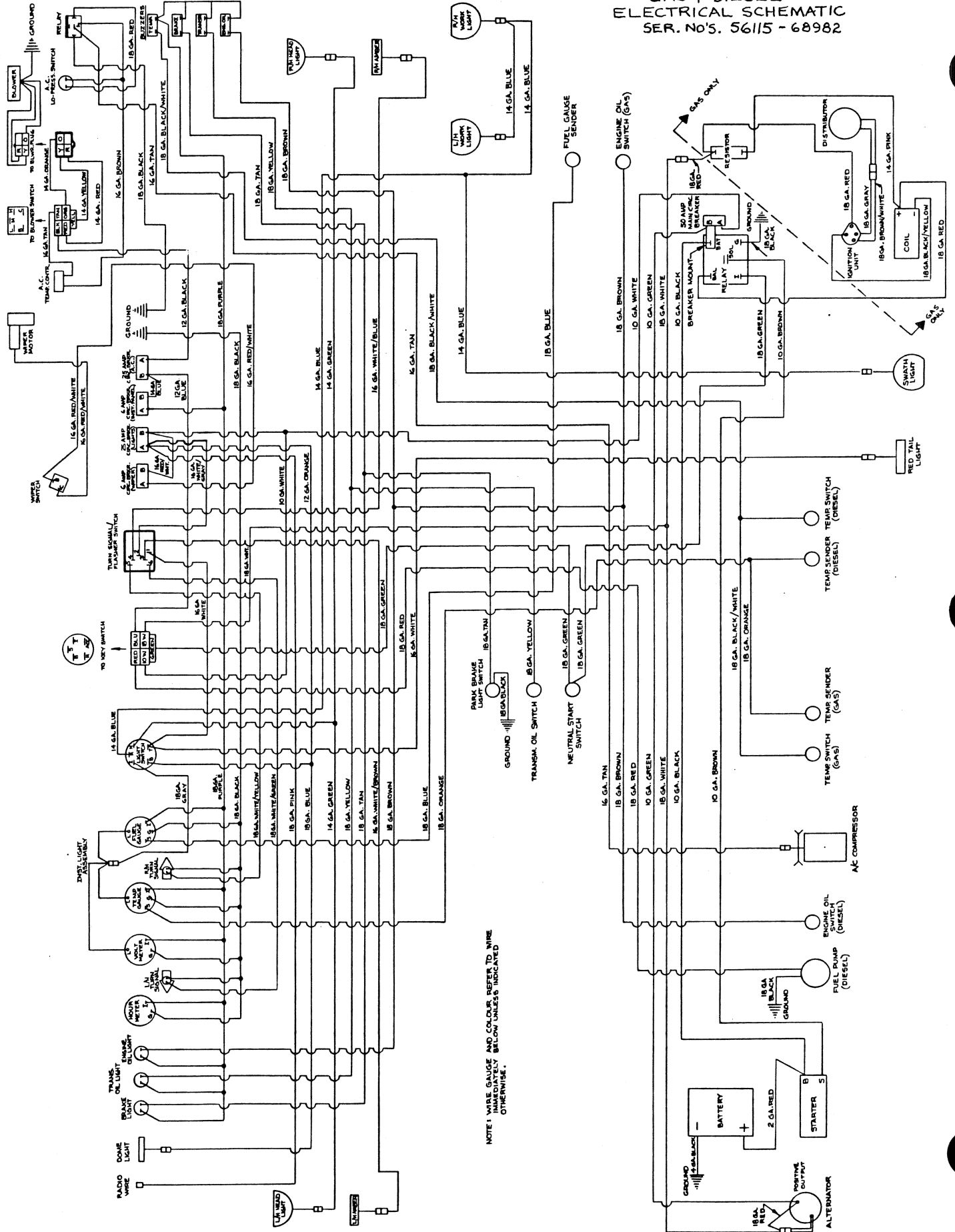


REF.	PART NO.	DESCRIPTION	QTY.	SERIAL NUMBER
1	21948	Alternator (Motorola # 8MR2033T)	1	
2	30714	Pulley, alternator	1	
3	25859	Retainer, pulley	1	
4	30656	Belt, fan/alternator	1	
5	25864	Brace, alternator	1	-72608
6	11456	Spacer (qty. 2 up to serial no. 72608)	1	
7	24908	Bracket, tightener - Alt'ntr./Compressor	1	-72608
	24931	Bracket, tightener - Alt'ntr./Compressor	1	72609-
8	25860	Mount Assembly, alternator	1	
9	23050	Spacer	1	-72608
10	30645	Starter (Cummins #3904466)	1	
11	30689	Boot, protective	1	
12	REF	Battery	1	
13	25867	Angle, hold-down	1	
14	23267	Rod, L/H	1	
15	23268	Rod, R/H	1	

**ELECTRICAL GROUP  
CDC DIESEL**

REF.	PART NO.	DESCRIPTION	QTY.	SERIAL NUMBER
16	5903	Cable, ground	1	
17	24328	Cable, battery	1	
18	25457	Strap, ground	1	
19	21774	Relay, electrical	1	
20	24557	Mount, breaker	1	
21	21974	Breaker, circuit - 50 amp. manual re-set	1	
22	21980	Reducer, 3/8 NPT x 1/2 NPT	2	
23	REF	Sender, temp. (Order gauge c/w sender #25911)	1	
24	24556	Switch, temperature	1	
25	30241	Sender, oil pressure	1	
26	30491	Adapter, oil pressure sender	1	
27	30646	Alternator (Delco-Remy # 10479924)	1	
28	25908	Mount, Delco-Remy Alternator (incl. #33)	1	
29	24908	Bracket, tightener - D-R alt./compressor	1	
30	10178	Spacer - D-R alternator	1	
31	30648	Brace - D-R alternator	1	
32	25830	Wiring Harness - D-R alternator	1	
33	30647	Spacer - mount, D-R alternator	1	
A	18588	Nut, Hex 1/4 NC		
B	18635	Washer, lock 1/4		
C	30715	Capscrew, hex hd. M8 x 20 mm		
D	30716	Washer, lock M8		
E	21087	Capscrew, hex hd. 5/16 NC x 1.0 inch		
F	18636	Washer, lock 5/16		
G	21568	Capscrew, hex hd. 3/8 NC x 3.0 inch		
H	18637	Washer, lock 3/8		
I	30659	Capscrew, hex hd. M10 x 100 mm		
J	18590	Nut, Hex 3/8 NC		
K	18724	Nut, Lock 1/4 NC distorted thread		
L	18596	Washer, flat 9/32 I.D.		
M	30628	Capscrew, hex hd. M10 x 35 mm		
N	30632	Washer, lock M10		
P	30505	Nut, hex M10, class 9		
Q	21452	Nut, Flange 3/8 NC		
R	19965	Bolt, Carriage Hd. 3/8 NC x 1 inch		
S	21455	Nut, Flange 1/4 NC		
T	21456	Bolt, Flange Hd. 1/4 NC x 3/4 inch		
U	18634	Washer, lock 3/16		
V	20011	Nut, Hex. #10 NF		
W	30660	Capscrew, Hex. Hd. M8 x 45 mm		
X	30631	Washer, lock M6		
Y	30637	Nut, hex M6, class 9		
Z	30629	Capscrew, hex hd. M10 x 50 mm		

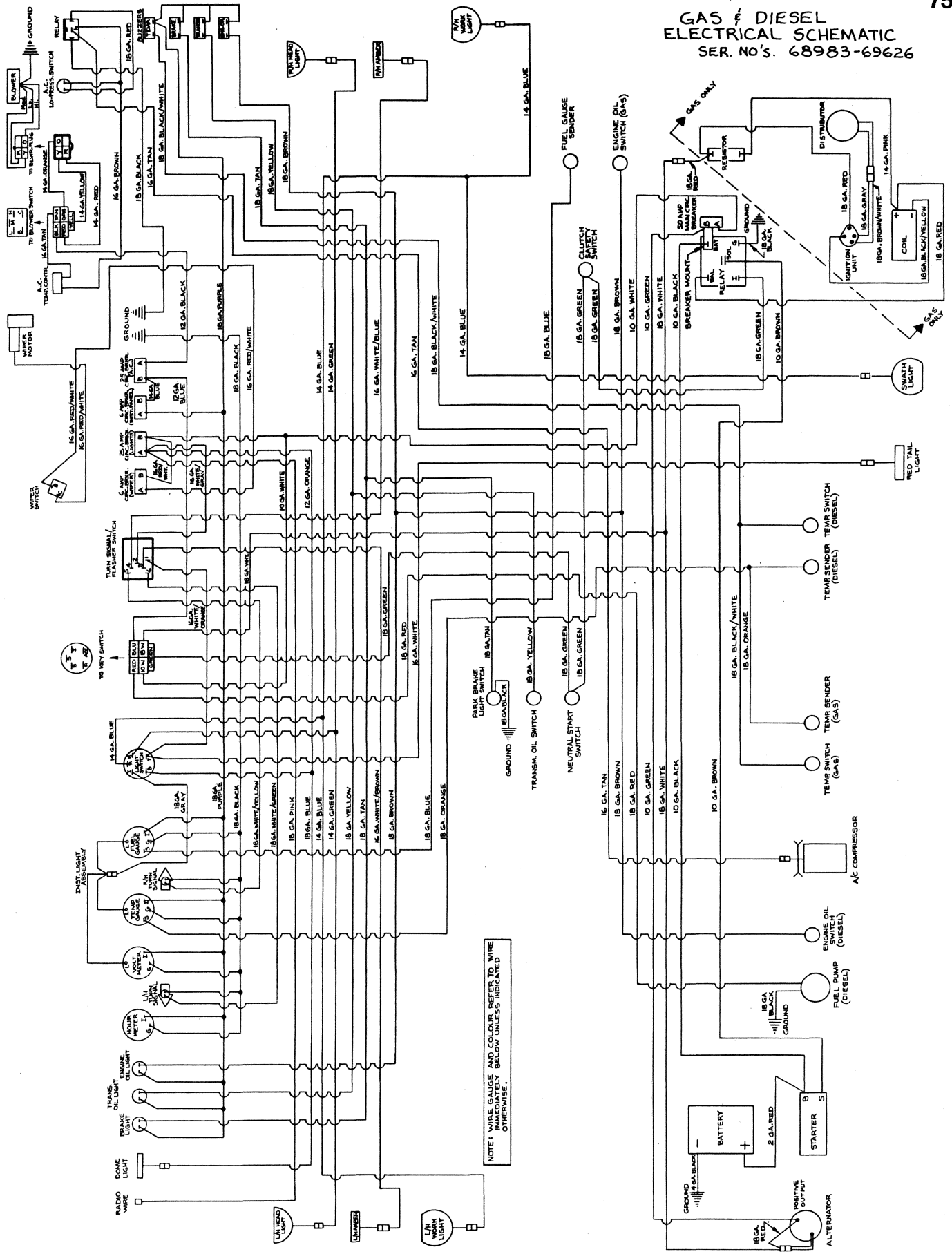
# GAS - DIESEL ELECTRICAL SCHEMATIC SER. NO'S. 56115 - 68982



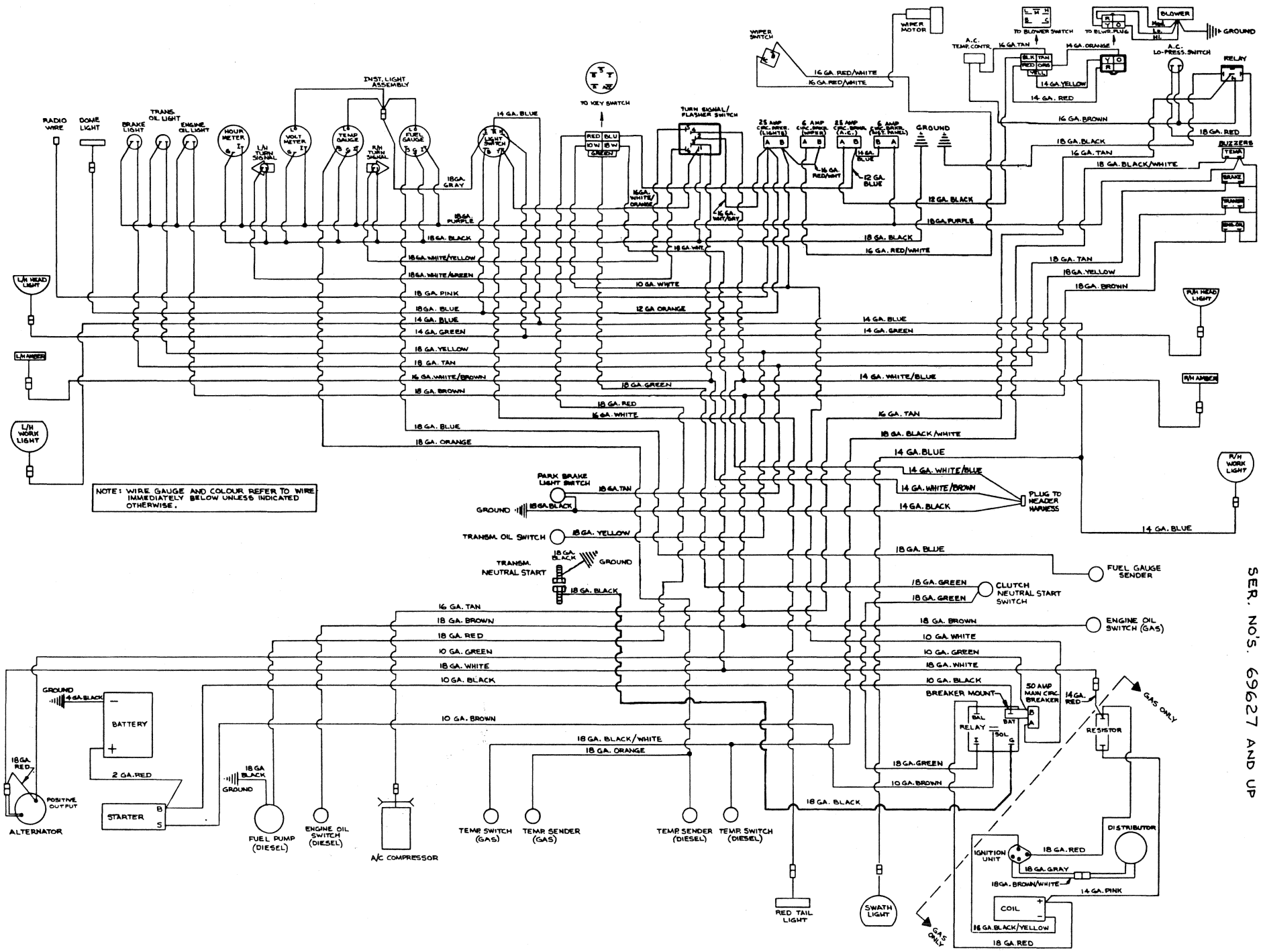
NOTE: WIRE GAUGE AND COLOR REFER TO WIRE IMMEDIATELY BELOW UNLESS INDICATED OTHERWISE.



# GAS & DIESEL ELECTRICAL SCHEMATIC SER. NO'S. 68983-69626



NOTE: WIRE GAUGE AND COLOR REFER TO WIRE IMMEDIATELY BELOW UNLESS INDICATED OTHERWISE.

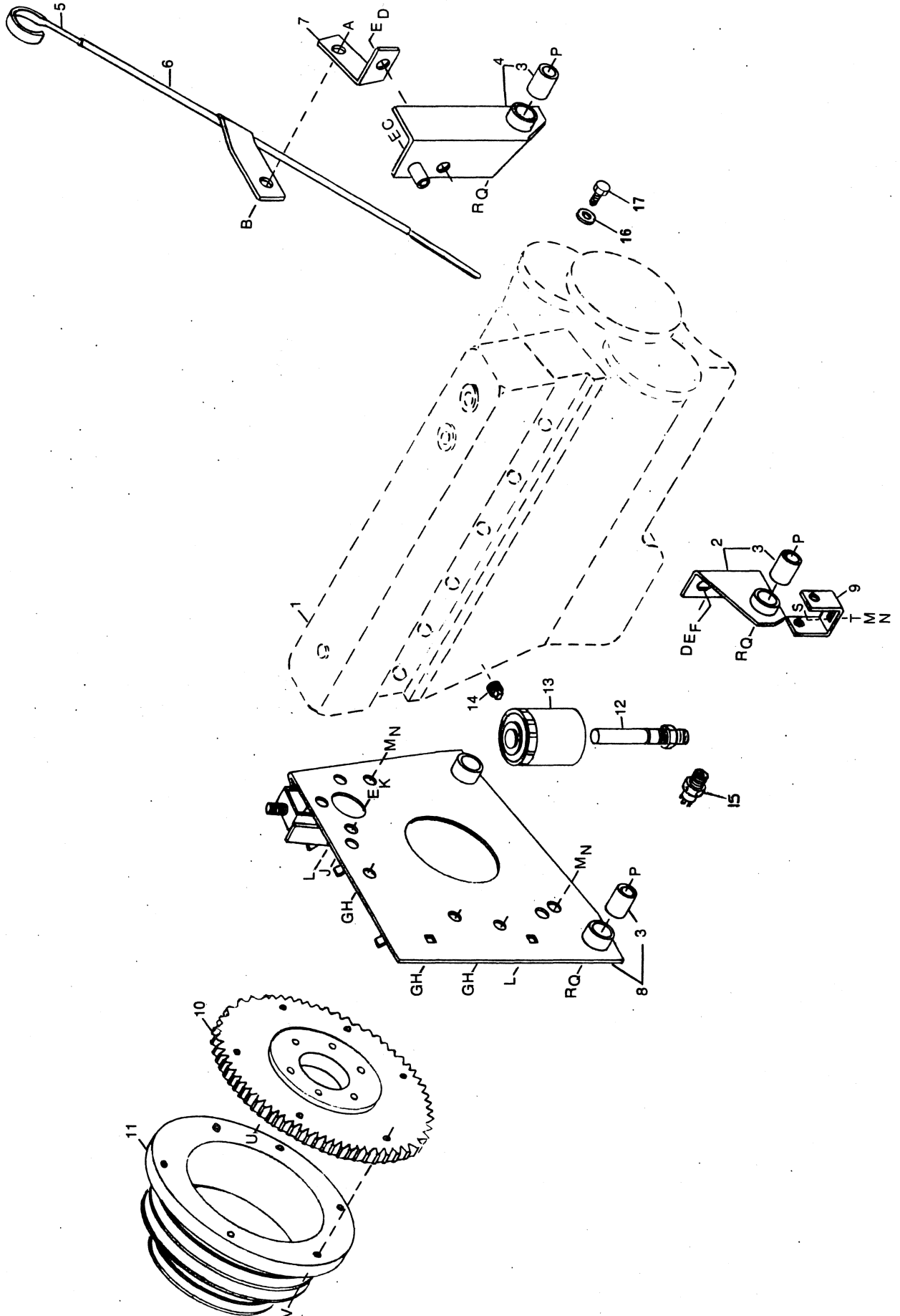


NOTE: WIRE GAUGE AND COLOUR REFER TO WIRE IMMEDIATELY BELOW UNLESS INDICATED OTHERWISE.

GAS & DIESEL  
ELECTRICAL SCHEMATIC  
SER. NO'S. 69627 AND UP



# GAS ENGINE, MOUNTS, FLYWHEEL

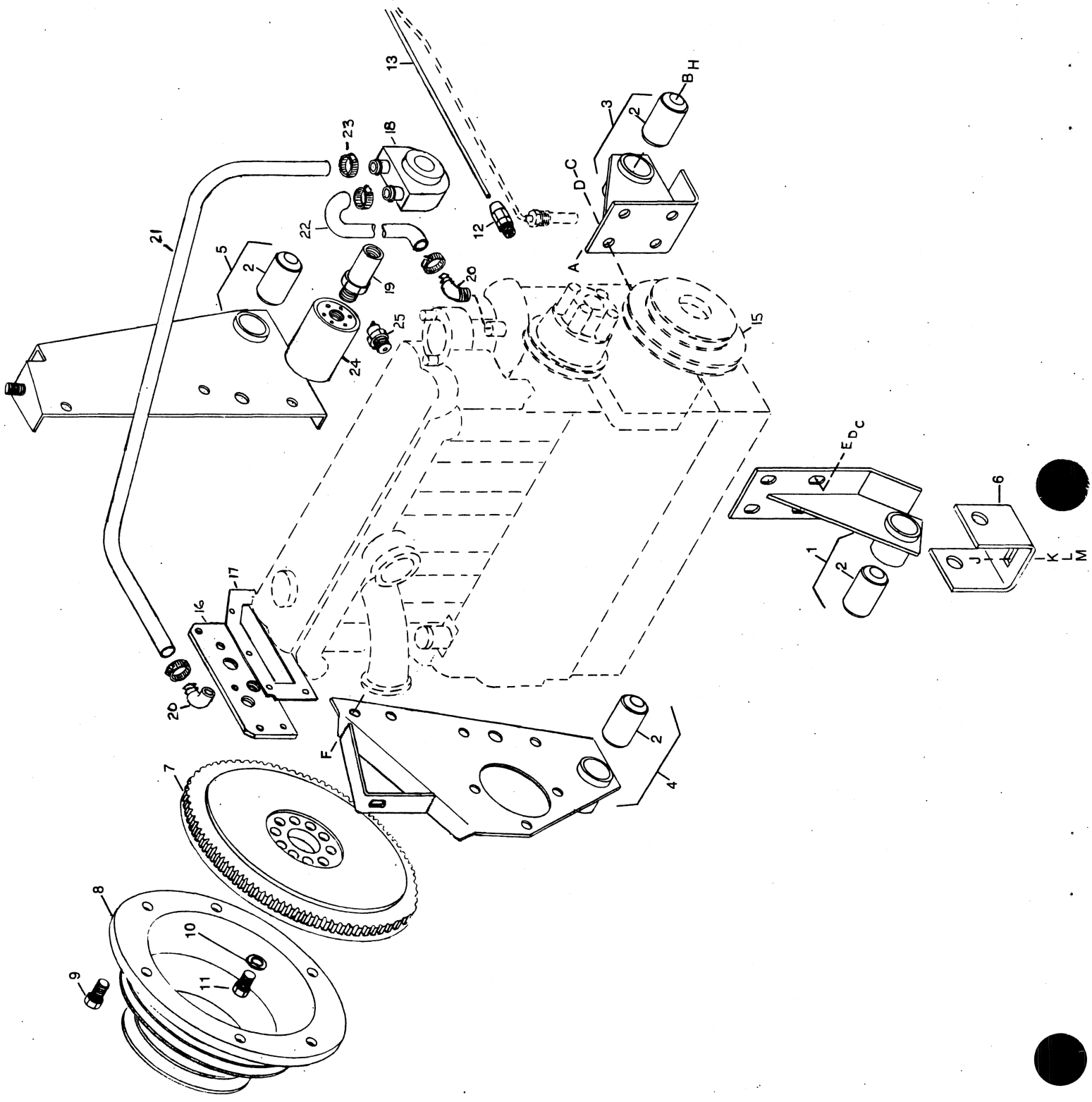


## GAS ENGINE, MOUNTS, FLYWHEEL

78

REF.	PART NO.	DESCRIPTION	QTY.	SERIAL NUMBER
1	21778	Chrysler 225 Industrial Engine (Chrysler # 4492095) Upper Gasket Set - Chrysler # 4267 187 Lower Gasket Set - Chrysler # 4106 048	1	
2	24520	Left Front Motor Mount c/w Bushing	1	
3	13626	Rubber Bushing	4	
4	24512	Left Rear Motor Mount c/w Bushing	1	
5	21775	Oil Level Indicator	1	
6	21776	Oil Level Indicator Tube	1	
7	21777	Oil Level Tube Bracket	1	
8	24500	Backplate c/w Rubber Bushings	1	
9	24317	Motor Mount Bracket	3	
10	24329	Flywheel c/w Ring Gear	1	
11	24331	Flywheel Pulley	1	
12	21179	Oil Filter Stand Pipe	1	
13	20583	Oil Filter (Chrysler # 3549957)	1	
14	6007	1/4 NPT Pipe Plug	1	
15	17860	Oil Pressure Switch	1	
16	21734	Washer - Vibration Dampener	1	
17	21732	Screw - Vibration Dampener	1	
A	21580	1/4 NC x .50 Lg. Capscrew		
B	21455	1/4 NC Flange Locknut		
C	21988	7/16 NC x 2.50 Lg. Capscrew		
D	30828	7/16 NC x 1.25 Lg. Capscrew		
E	18652	7/16 Nom. I.D. Lockwasher		
F	18688	15/32 I.D. Flatwasher		
G	20077	3/8 NC x 1.00 Lg. Capscrew		
H	18637	3/8 Nom. I.D. Lockwasher		
J	21564	7/16 NC x 1.75 Lg. Capscrew		
K	18654	7/16 NC Hex. Nut		
L	21576	1/2 NC x 2.0 Lg. Capscrew		
M	18638	1/2 Nom. I.D. Lockwasher		
N	18591	1/2 NC Hex. Nut		
P	19634	5/8 NC x 4.0 Lg. Capscrew		
Q	18639	5/8 Nom. I.D. Lockwasher		
R	18592	5/8 NC Hex. Nut		
S	21471	1/2 NC x 1.25 Lg. Carriage Bolt		
T	18599	17/32 I.D. Flatwasher		
U	21178	7/16 NF x .88 Lg. Capscrew		
V	21989	5/16 NC x 1.0 Lg. Lockscrew		

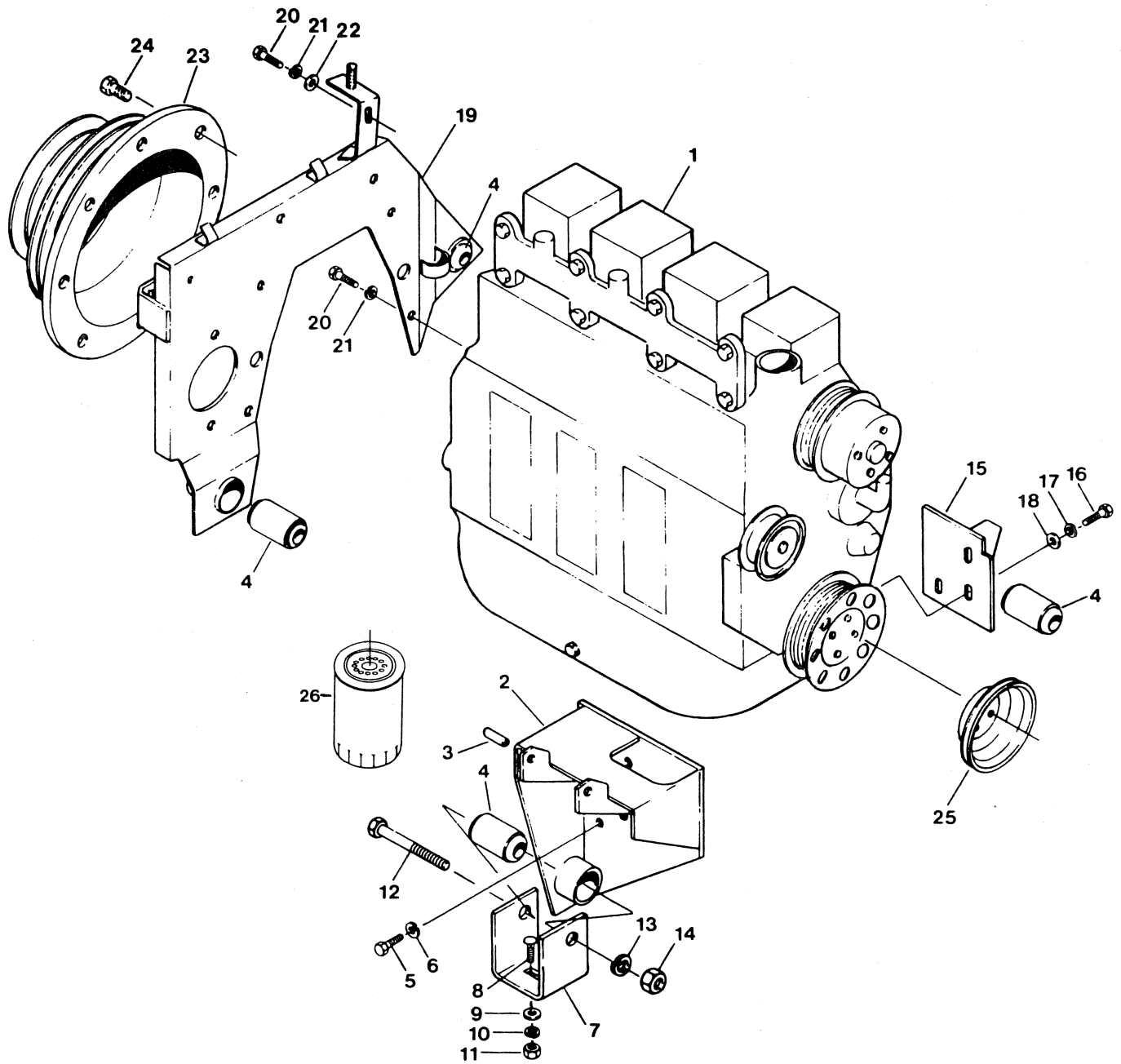
# PERKINS DIESEL ENGINE, MOUNTS, FLYWHEEL



PERKINS DIESEL ENGINE, MOUNTS, FLYWHEEL

REF.	PART NO.	DESCRIPTION	QTY.	SERIAL NUMBER
1	24856	Left Front Engine Mount c/w Bushing	1	
2	13626	Rubber Bushing	4	
3	24850	Left Rear Engine Mount c/w Bushing	1	
4	24862	Right Front Engine Mount c/w Bushing	1	
5	24867	Right Rear Engine Mount c/w Bushing	1	
6	24317	Engine Mount Bracket	3	
7	24877	Flywheel	1	
8	24331	Flywheel Pulley	1	
9	21989	Hex. Hd. Whiz-Loc Screw	6	
10		Flatwasher (Perkins #33117121)	6	
11	30073	Screw	6	
12	21998	Male Connector (Body, Nut & Sleeve)	1	-56089
13	24294	Tubing - Oil Pressure Gauge	1	-56089
14		See Diesel Electrical, p.52		
15	24190	Perkins Engine 4.236 (Perkins Assy. # LD 70125)	1	
16	24572	Cover Plate-use with 3/8 NPT temp sender	1	
	24571	Cover Plate-use with 1/4 NPT temp sender	1	
17	30207	Gasket	1	
18	30160	Oil Cooler	1	
19	30161	Oil Cooler Adapter	1	
20	30156	90° Elbow 5/8 ID Hose (barbed) x 1/2 NPT	2	
21	24937	Hose - 750 mm Lg.	1	
22	24936	Hose - 600 mm Lg.	1	
23	21349	Hose Clamp	6	
24	30178	Oil Filter Element (Perkins # 2654403)	1	
25	30241	Oil Pressure Switch	1	56090-
A	19634	5/8 NC x 4.0 Long Capscrew		
B	18639	5/8 Nom. I.D. Lockwasher		
C	21023	7/16 NF x 1 1/4 Lg. Capscrew		
D	18652	7/16 Nom. I.D. Lockwasher		
E	18688	15/32 I.D. Flatwasher		
F	30021	3/8 NF x 1.0 Lg. Capscrew		
G	18637	3/8 Nom. I.D. Lockwasher		
H	18592	5/8 NC Hex. Nut		
J	21471	1/2 NC x 1 1/4 Lg. Carriage Bolt		
K	18599	17/32 I.D. Flatwasher		
L	19638	1/2 Nom. I.D. Lockwasher		
M	19591	1/2 NC Hex Nut		

# CDC DIESEL ENGINE-MOUNTS & PULLEYS



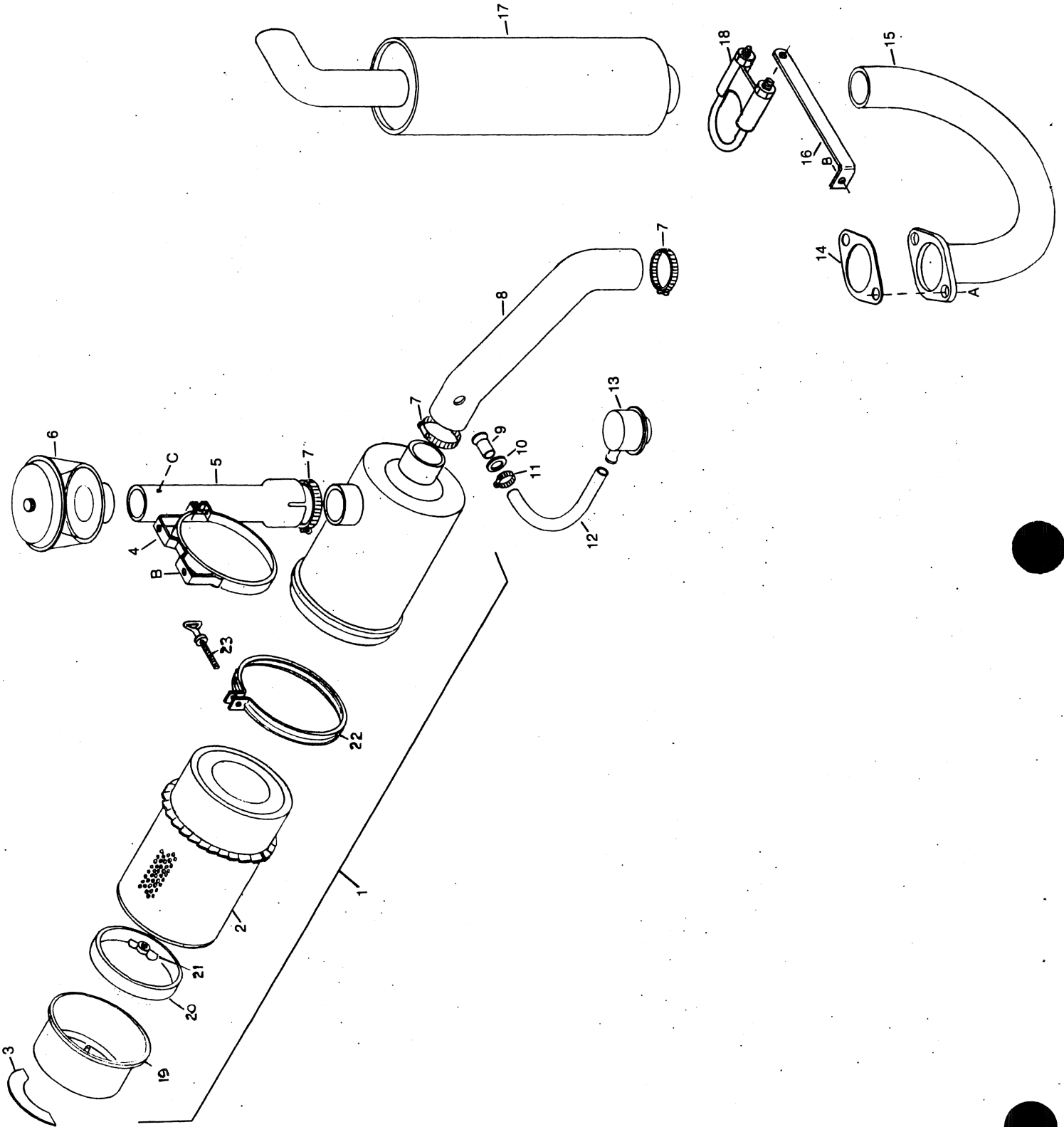


CDC DIESEL ENGINE, MOUNTS & PULLEYS

80B

REF.	PART NO.	DESCRIPTION	QTY.	SERIAL NUMBER
1	25858	Engine, CDC Diesel 4-390 (inc. item 25)	1	
2	25809	Mount, engine - L/H front (incl. 1 each of items 3 & 4)	1	
3	23050	Spacer, mount	1	
4	13626	Bushing, rubber	4	
5	30630	Capscrew, hex. hd. M12 x 30 mm	3	
6	30633	Washer, lock M12	3	
7	24317	Bracket, engine mount	3	
8	21471	Bolt, carriage head 1/2 NC x 1 1/4 inch	3	
9	18599	Washer, flat 17/32 I.D.	3	
10	18638	Washer, lock 1/2	3	
11	18591	Nut, hex 1/2 NC	3	
12	19634	Capscrew, hex hd. 5/8 NC x 4.0 inch	4	
13	18639	Washer, lock 5/8	4	
14	18592	Nut, hex 5/8 NC	4	
15	25802	Mount, engine - L/H rear c/w bushing (item 4)	1	
16	30630	Capscrew, hex hd. M12 x 30 mm	3	
17	30633	Washer, lock M12	3	
18	30636	Washer, flat M12	3	
19	25818	Backplate Assembly c/w bushings (two of item 4)	1	
20	30630	Capscrew, hex hd. M12 x 30 mm	9	
21	30633	Washer, lock M12	9	
22	30636	Washer, flat M12	3	
23	24327	Pulley, flywheel	1	
24	30421	Screw, hex hd. Whiz-Lock 3/8 NC x 3/4 in	8	
25	30657	Pulley, crank	1	
26	25849	Filter, oil (Cummins #3908616)	1	

AIR INTAKE/EXHAUST GROUP - GAS ENGINE



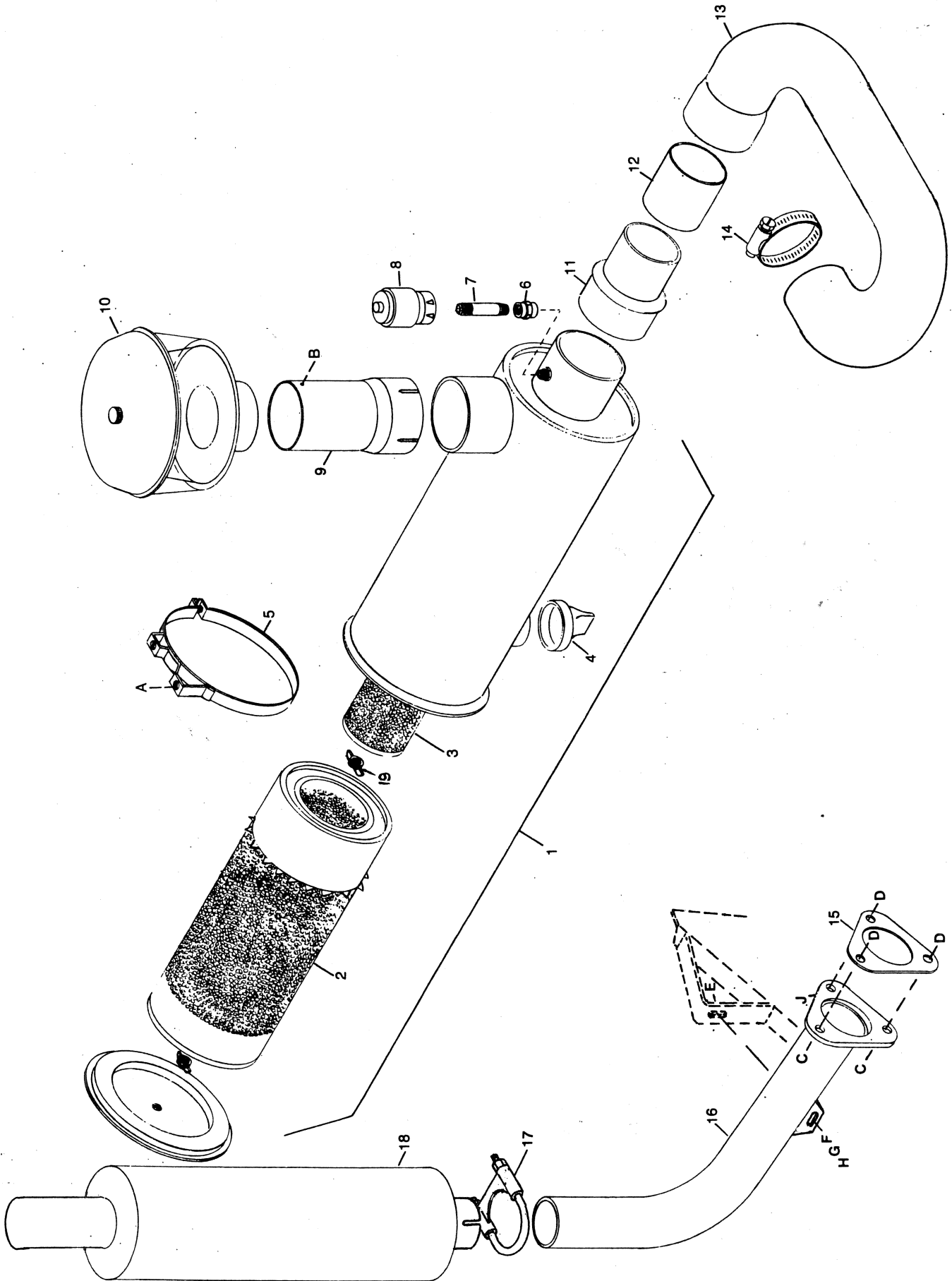
## AIR INTAKE/EXHAUST GROUP - GAS ENGINE

82

REF.	PART NO.	DESCRIPTION	QTY.	SERIAL NUMBER
1	30000	Air Cleaner (incl. items 2, 19-23)	1	
2	30051	Replacement Element		
3		See Decals		
4	24554	Air Cleaner Mounting Band c/w Hardware	2	
5	24555	Pre-Cleaner Tube	1	
6	30002	Pre Cleaner	1	
7	21995	Hose Clamp	3	
8	24299	Air Intake Hose	1	
9	22156	Air Intake Tube	1	
10	18600	SAE Flatwasher 21/32 I.D.	1	
11	21349	Hose Clamp	1	
12	24292	Breather Hose	1	
13	20579	Air Cleaner - Crankcase Vent Inlet	1	
14	20589	Exhaust Gasket	1	
15	24902	Exhaust Pipe	1	
16	24904	Exhaust Brace	1	
17	24900	Muffler	1	
18	30456	Muffler Clamp c/w Hardware	1	
19	30175	Cup	1	
20	30176	Baffle	1	
21	20424	Wing Nut	1	
22	30177	Clamp Assy. (includes item 23)	1	
23	20428	Bolt	1	
A	20213	7/16 NC Locknut		
B	21821	3/8 NC x .75 Lg. Flange Bolt		
C	19847	#8 x .38 Lg. Type "U" Drive Screw		

# AIR INTAKE/EXHAUST GROUP - PERKINS DIESEL ENGINE

83

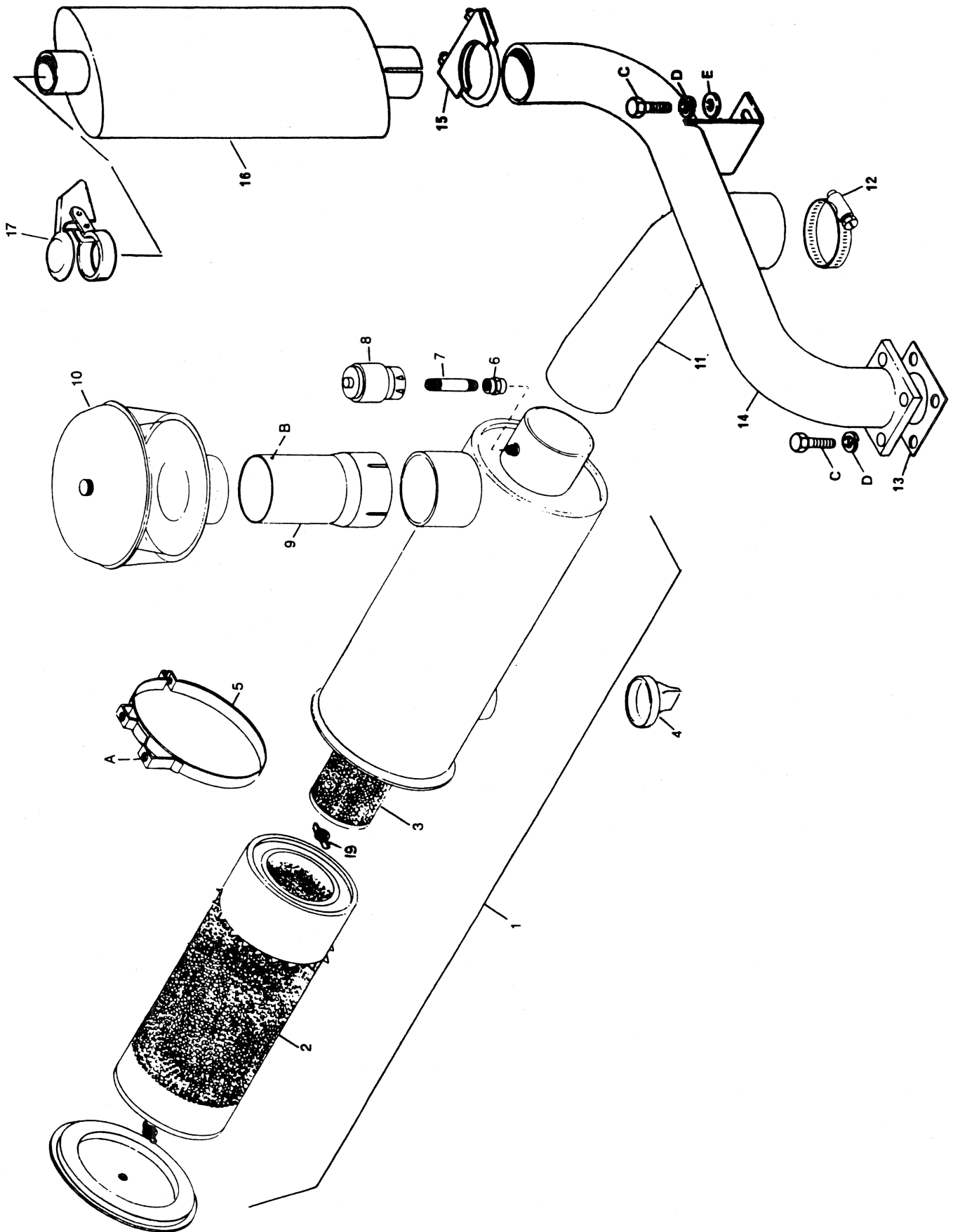


## AIR INTAKE/EXHAUST GROUP - PERKINS DIESEL ENGINE

84

REF.	PART NO.	DESCRIPTION	QTY.	SERIAL NUMBER
1	30001	Air Cleaner	1	
2	30049	Primary Element	1	
3	30050	Safety Element	1	
4	30048	Vacuator Valve	1	
5	24554	Air cleaner Mounting Band c/w Hardware	2	
6	30007	Connector	1	
7	30509	Nipple	1	
8	30005	Service Indicator	1	
9	24888	Pre-Cleaner Tube	1	
10	30003	Pre-Cleaner	1	
11	30006	Hump Reducer	1	
12	24889	Air Intake Tube		
13	24300	Air Intake Hose c/w Inner Wire Coil	1	
14	21913	Hose Clamp	5	
15	30082	Exhaust Flange Gasket	1	
16	24884	Exhaust Pipe	1	
17	30456	Muffler Clamp c/w Hardware	1	
18	24900	Muffler	1	
19	20424	Wing Nut	2	
A	21821	3/8 NC x .75 Lg. Flange Bolt		
B	19847	#8 x .38 Lg. Type "U" Drive Screw		
C	20078	3/8 NC x 1.75 Lg. Capscrew		
D	18669	3/8 NC Locknut (Distorted Thread)		
E	19965	3/8 NC x 1.0 Lg. Carriage Bolt		
F	18598	13/32 I.D. Flatwasher		
G	18637	3/8 Nom. I.D. Lockwasher		
H	18590	3/8 NC Hex Nut		
J	21561	3/8 NC x 1.5 Lg. Hex. Hd. Capscrew		

# AIR INTAKE/EXHAUST GROUP CDC DIESEL ENGINE

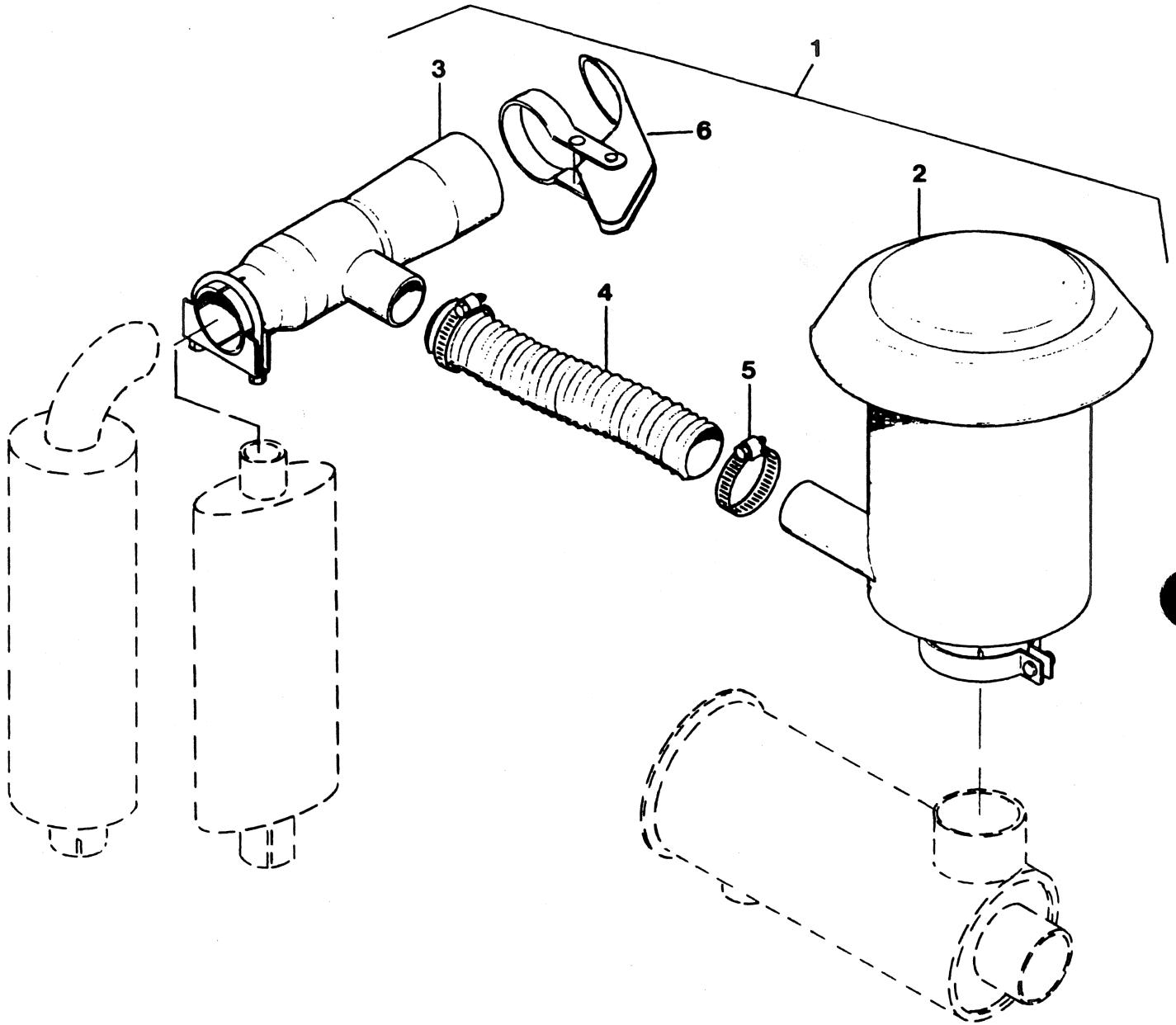


## AIR INTAKE/EXHAUST GROUP - CDC DIESEL ENGINE

84B

REF.	PART NO.	DESCRIPTION	QTY.	SERIAL NUMBER
1	30001	Cleaner, air (includes items 2, 3 & 19)	1	
2	30049	Element, primary	1	
3	30050	Element, safety	1	
4	30048	Valve, vacuator	1	
5	24554	Band, mounting c/w hardware	2	
6	30007	Connector	1	
7	30509	Nipple 1/8 NPT x 2 1/2 inch	1	
8	30005	Indicator, service	1	
9	24888	Tube, pre-cleaner	1	
10	30003	Pre-Cleaner	1	
11	25835	Hose, air intake	1	
12	21913	Clamp, hose	3	
13	30649	Gasket, exhaust manifold	1	
14	25838	Pipe, exhaust	1	
15	30651	Clamp Assembly, muffler c/w hardware	1	
16	30650	Muffler, exhaust	1	
17	30685	Cap, rain	1	
18				
19	20424	Nut, wing	2	
A	21821	3/8 NC x .75 Lg. Flange Bolt		
B	19847	#8 x .38 Lg. Type "U" Drive Screw		
C	30627	Capscrew, hex hd. M10 x 25 mm		
D	30632	Washer, lock M10		
E	30635	Washer, flat M10		

**ASPIRATED PRE-CLEANER (OPTION)**

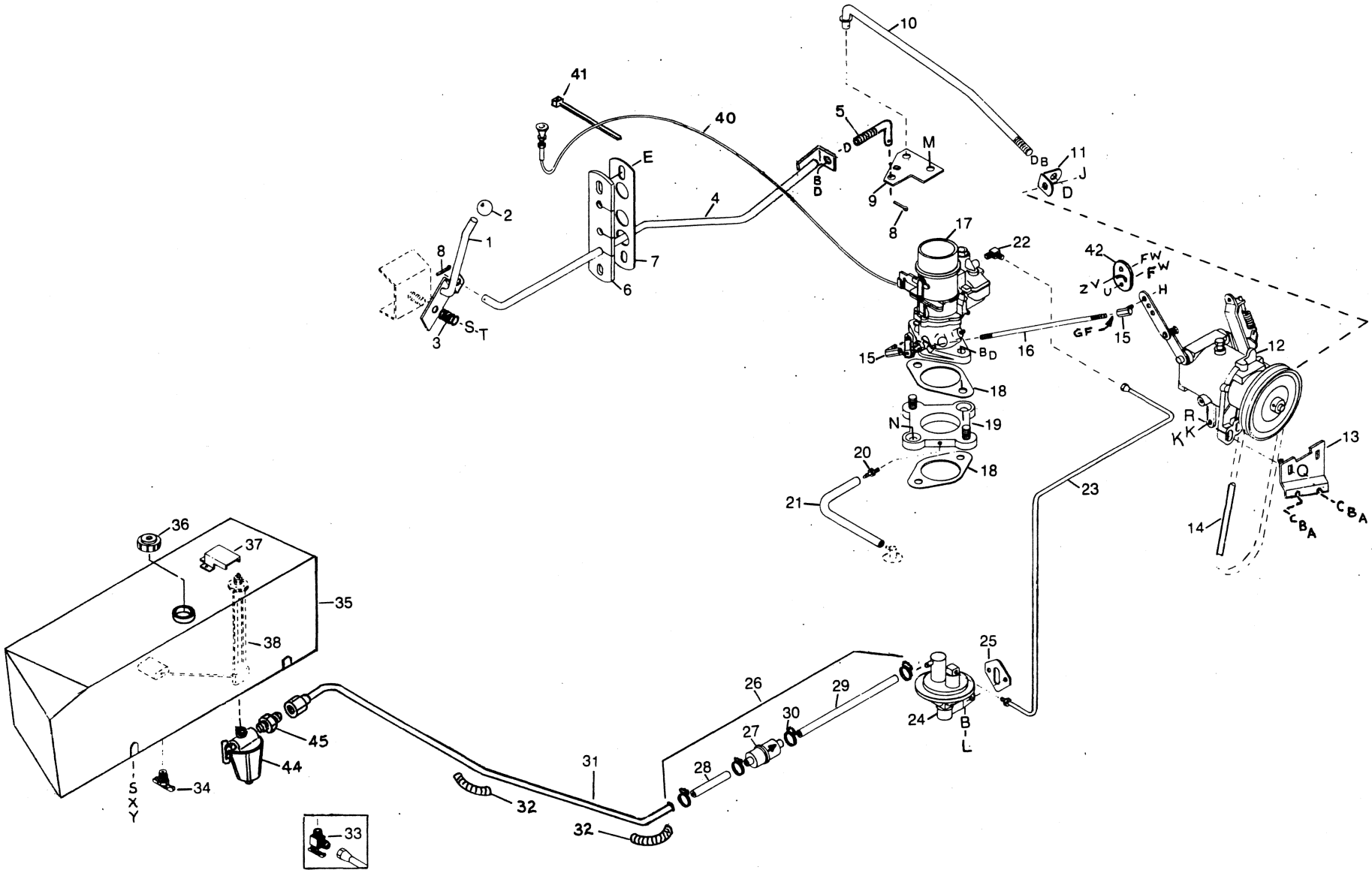




ASPIRATED PRE-CLEANER (OPTION)

REF.	PART NO.	DESCRIPTION	QTY.	SERIAL NUMBER
1	23773	Aspirated Pre-Cleaner Option Package (CDC Diesel)		
	23623	Aspirated Pre-Cleaner Option Package (Gas)		
	23624	Aspirated Pre-Cleaner Option Package (Diesel - Perkins)		
2	30451	Pre-Cleaner c/w clamp (Gas)	1	
	30452	Pre-Cleaner c/w clamp (Diesel)	1	
3	30453	Aspirator c/w clamp (Gas & Perkins Diesel)	1	
	30683	Aspirator c/w clamp (CDC Diesel)	1	
4	30454	Rubber Tubing (Gas & Perkins Diesel)	1	
	30684	Rubber Tubing (CDC Diesel)	1	
5	17958	Clamp	2	
6	30685	Cap, rain (CDC Diesel only)	1	

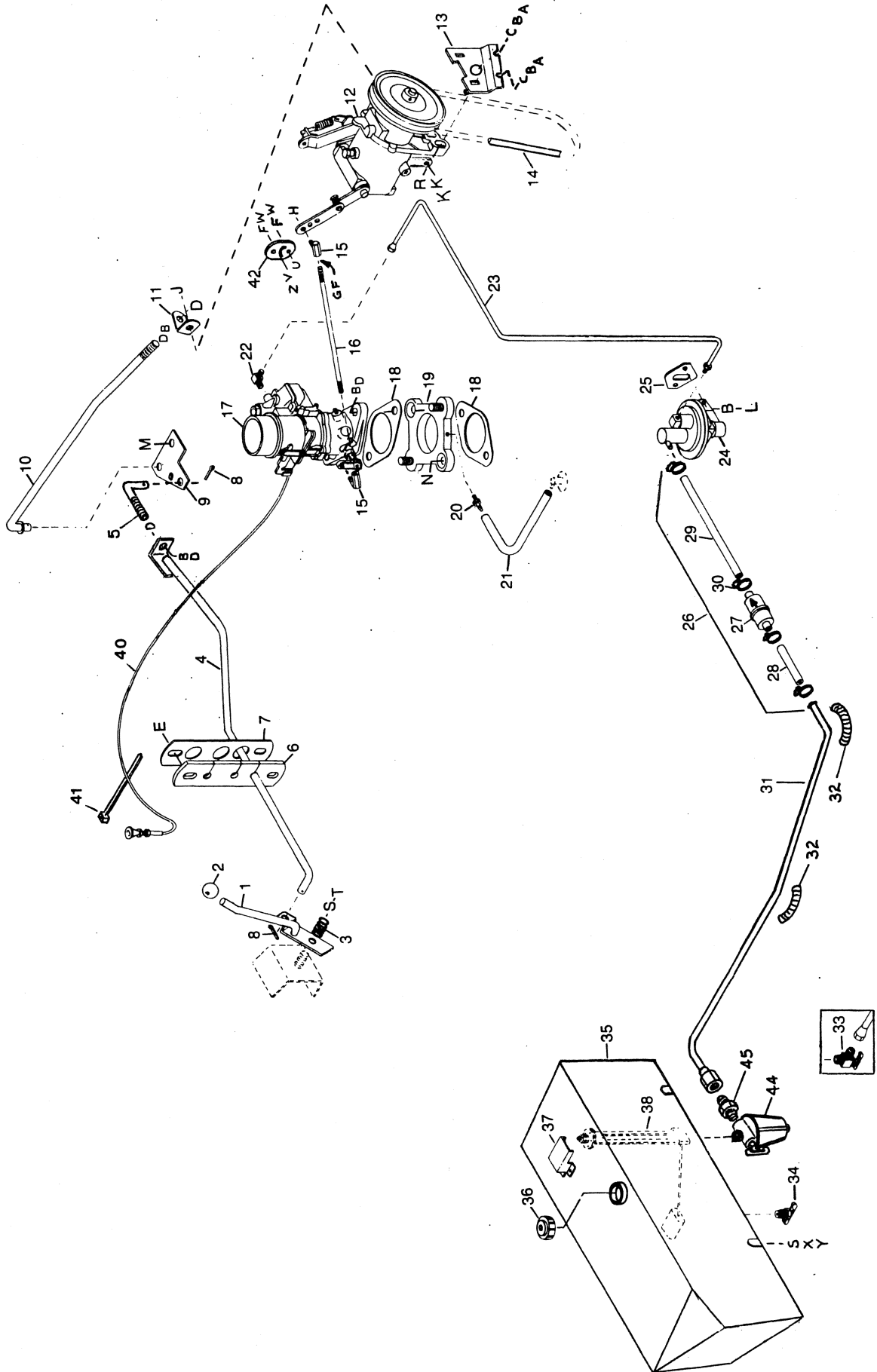
FUEL GROUP - GAS ENGINE



FUEL GROUP - GAS ENGINE

REF.	PART NO.	DESCRIPTION	QTY.	SERIAL NUMBER
1	25295	Throttle Weld't.		
2	21879	Knob	1	
3	9415	Spring	1	
4	24547	Throttle Rod Weld't.	1	
5	24345	Throttle Link	1	
6	25460	Throttle Rod Isolator	1	
7	25459	Throttle Rod Cover	1	
8	18605	Cotter Pin 1/8 Dia. x 1.0 Long	3	
9	24535	Throttle Bell-Crank	1	
10	24541	Governor Rod Weld't.	1	
11	24537	Governor Pivot Angle	1	
12	21973	Governor (Hoof # BD892), incl. item 39	1	
	24607	Seal Kit - for Governor 21973		
13	24550	Governor Mount Weld't.	1	
14	24334	Governor Belt	1	
15	20004	Ball Joint #10-32 NF	2	
16	24538	Rod - Carburetor to Governor	1	
17	21993	Carburetor (Facet #0-13923)	1	
18	17954	Gasket	2	
19	24337	Carb. Adapter Block	1	
20	21992	Barbed Fitting 1/8 NPT x 3/8 I.D. Hose	1	
21	19480	Hose	1	
22	21994	90° Male Elbow SAE 45° Flare	1	
23	24304	Fuel Line - Pump to Carburetor	1	
24	20586	Fuel Pump (Chrysler #4275961)	1	
25	20587	Gasket	1	
26	22495	Fuel Filter Assy.	1	-68982&72967-
27	21052	Fuel Filter (Chrysler #3525254)	1	-68982&72967-
28	18169	Hose	1	-68982&72967-
29	22496	Hose	1	
30	30500	Hose Clamp (qty. 2 Ser. no. 68983-72966) (Alternate: 18906)	4	
31	24308	Fuel Line - Tank to Filter	1	-68982
	24012	Fuel Suction Line	1	68983-72966
	24116	Fuel Suction Line	1	72967-
32	22056	Fuel Line Protector (qty. 1 up to & including Ser. No. 68982)	2	
33	21083	Shut Off Valve 1/4 NPT	1	-68982
34	20023	Drain Cock 1/4 NPT	1	
35	24955	Fuel Tank Kit (includes tank & mounts)	1	-68982
	25770	Fuel Tank	1	68983-
36	30018	Fuel Tank Cap	1	
37	24808	Sender Shield	1	
38		See Electrical		
39				
40	21951	Choke Control Cable	1	

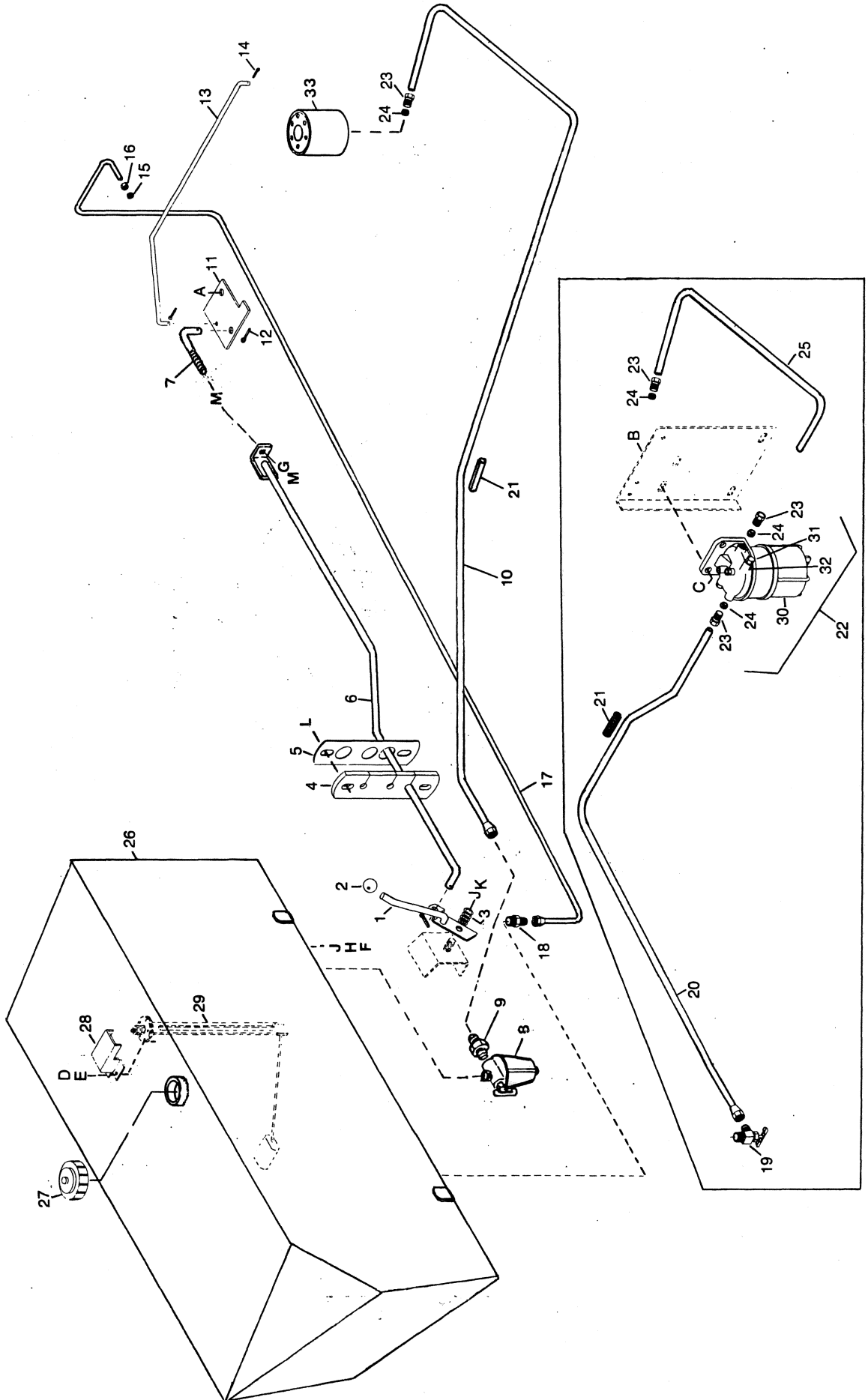
# FUEL GROUP - GAS ENGINE



FUEL GROUP - GAS ENGINE

REF.	PART NO.	DESCRIPTION	QTY.	SERIAL NUMBER
41	21763	Cable Tie	1	
42	24543	Governor Bracket	1	
43				
44	24569	Sediment Bowl	1	68983-
45	20031	Male Connector 45° 5/16 Tube x 1/8 NPT	1	68983-
A	21561	3/8 NC x 1.5 Lg. Capscrew		
B	18637	3/8 I.D. Lockwasher		
C	18598	13/32 I.D. Flatwasher		
D	18590	3/8 Hex. Nut		
E	21447	3/8 NC x 1.00 Lg. Flange Bolt		
F	18634	3/16 I.D. Lockwasher		
G	20011	#10 NF Hex. Nut		
H	20012	#10 NF Locknut		
J	21573	1/4 NC x 1.0 Lg. Hex. Hd. Capscrew		
K	18588	1/4 NC Hex Nut		
L	21264	3/8 NC x 1.25 Lg. Capscrew		
M	18669	3/8 NC Locknut (Alternate: P21390)		
N	21991	3/8 NC x 1.0 Lg. Flat Socket Head Machine Screw		
P				
Q	19966	3/8 NC x 1.25 Lg. Carriage Bolt		
R	21452	3/8 NC Flange Nut		
S	18599	17/32 I.D. Flatwasher		
T	18697	1/2 NC Locknut		
U	18631	#10 NC x 1/2 Lg. Phillips Pan Head Machine Screw		
V	18798	7/32 I.D. Flatwasher		
W	18647	#10 NC Hex Nut		
X	18638	Lockwasher, 1/2 Nom. I.D.		
Y	21491	Capscrew, Hex Hd. 1/2 NC x 1 1/4 Lg.		
Z	18577	#10 NC x 3/4 Lg. Phillips Pan Head Machine Screw		

# FUEL GROUP - PERKINS DIESEL ENGINE



FUEL GROUP - PERKINS DIESEL ENGINE

REF.	PART NO.	DESCRIPTION	QTY.	SERIAL NUMBER
1	25295	Throttle Weld't.	1	
2	21879	Knob	1	
3	9415	Spring	1	
4	25460	Throttle Rod Weld't.	1	
5	25459	Throttle Rod cover	1	
6	24547	Throttle Rod Weld't.	1	
7	24345	Throttle Link	1	
8	24569	Sediment Bowl	1	68983-
9	20031	Male Connector 45° 5/16 Tube x 1/8 PT	1	68983-
10	24335	Fuel Suction Line	1	68983-
11	24873	Throttle Bell-Crank	1	
12	18605	Cotter Pin 1/8 x 1.0 Long	2	
13	24874	Fuel Pump Rod	1	
14	18728	Cotter Pin 1/16 x 3/4 Long	2	
15	30169	Olive 1/4 NPT		
16	30168	Nut 1/4 NPT		
17	24307	Fuel Line (Return to Tank)	1	
18	8545	Male Connector SAE 45° 1/4 Tube x 1/4 NPT	1	
19	21083	Shut-Off Valve	1	-68982
20	24305	Fuel Line (Tank to Filter)	1	-68982
21	22056	Fuel Line Protector	3	
22	24883	Fuel Filter Assy. Inc. #23 (Qty. 2), 24 (2), 30 (1), 31 (2), 32 (2)	1	-68982
23	30022	Nut 5/16 NPT (qty. 3 up to Ser. #68982)	1	
24	30023	Olive 5/16 NPT (qty. 3 up to Ser. #68982)	1	
25	24306	Fuel Line (Filter to Pump)	1	-68982
26	24955	Fuel Tank Kit (includes tank & mounts)	1	-68982
	25770	Fuel Tank	1	68983-
27	30018	Fuel Tank Cap	1	
28	24808	Sender Shield	1	
29		See Electrical		
30	30157	Sedimenter	1	-68982
31	30158	Plug	2	-68982
32	30159	Washer	2	-68982
33	30053	Fuel Filter Elements (Perkins #26560017)	1	
A	18669	3/8 NC Locknut (Alternate: P-21390)		
B	19965	3/8 NC x 1.0 Lg. Carriage Bolt		
C	21452	3/8 NC Flange Nut		
D	18577	#10 x .75 Long Philips Pan Head Machine Screw		
E	18634	#10 Nom. I.D. Lockwasher		
F	21491	1/2 NC x 1 1/4 Long Hex. Hd. Capscrew		
G	18637	3/8 Nom. I.D. Lockwasher		
H	18638	1/2 Nom. I.D. Lockwasher		
J	18599	17/32 I.D. Flatwasher		
K	18697	1/2 NC Locknut		
L	21447	3/8 NC x 1.0 Lg. Flange Bolt		
M	18590	3/8 NC Hex. Nut		





FUEL GROUP - CDC DIESEL ENGINE

92B

REF.	PART NO.	DESCRIPTION	QTY.	SERIAL NUMBER
1	25295	Lever, throttle	1	
2	21879	Knob, lever	1	
3	9415	Spring	1	
4	25460	Isolator, throttle rod	1	
5	25459	Cover, throttle rod	1	
6	24547	Rod, throttle	1	
7	24345	Link, throttle	1	
8	24569	Bowl, sediment	1	
9	20031	Connector, male 45° 5/16 Tube x 1/8 NPT	1	
10	25831	Line, fuel-suction	1	
11	30625	Connector, male 45° 5/16 tube x 1/4 NPT	1	
12	22056	Protector, fuel line	1	
13	25832	Hose, return	1	
14	30500	Clamp, hose	2	
15	25826	Bellcrank, throttle	1	
16	18669	Nut, lock 3/8 NC distorted thread	1	
17	18605	Pin, cotter 1/8 x 1 inch	2	
18	30624	Insert,barbed 1/4 NPT x 3/16 in. I.D. hose	1	
19	25828	Rod, fuel pump	1	
20	18728	Pin, cotter 1/16 x 3/4 inch	2	
21	24063	Clip, fuel line	1	
26	25770	Tank, fuel	1	
27	30018	Cap, fuel tank	1	
28	24808	Shield, fuel gauge sender	1	
29		See Electrical		
30	25850	Filter, fuel-primary (Cummins #3903410)	1	
31	25851	Filter, fuel-secondary (Cummins #3903640)	1	
D	18577	#10 x .75 Long Philips Pan Head Machine Screw		
E	18634	#10 Nom. I.D. Lockwasher		
F	21491	1/2 NC x 1 1/4 Long Hex. Hd. Capscrew		
G	18637	3/8 Nom. I.D. Lockwasher		
H	18638	1/2 Nom. I.D. Lockwasher		
J	18599	17/32 I.D. Flatwasher		
K	18697	1/2 NC Locknut		
L	21447	3/8 NC x 1.0 Lg. Flange Bolt		
M	18590	3/8 NC Hex. Nut		

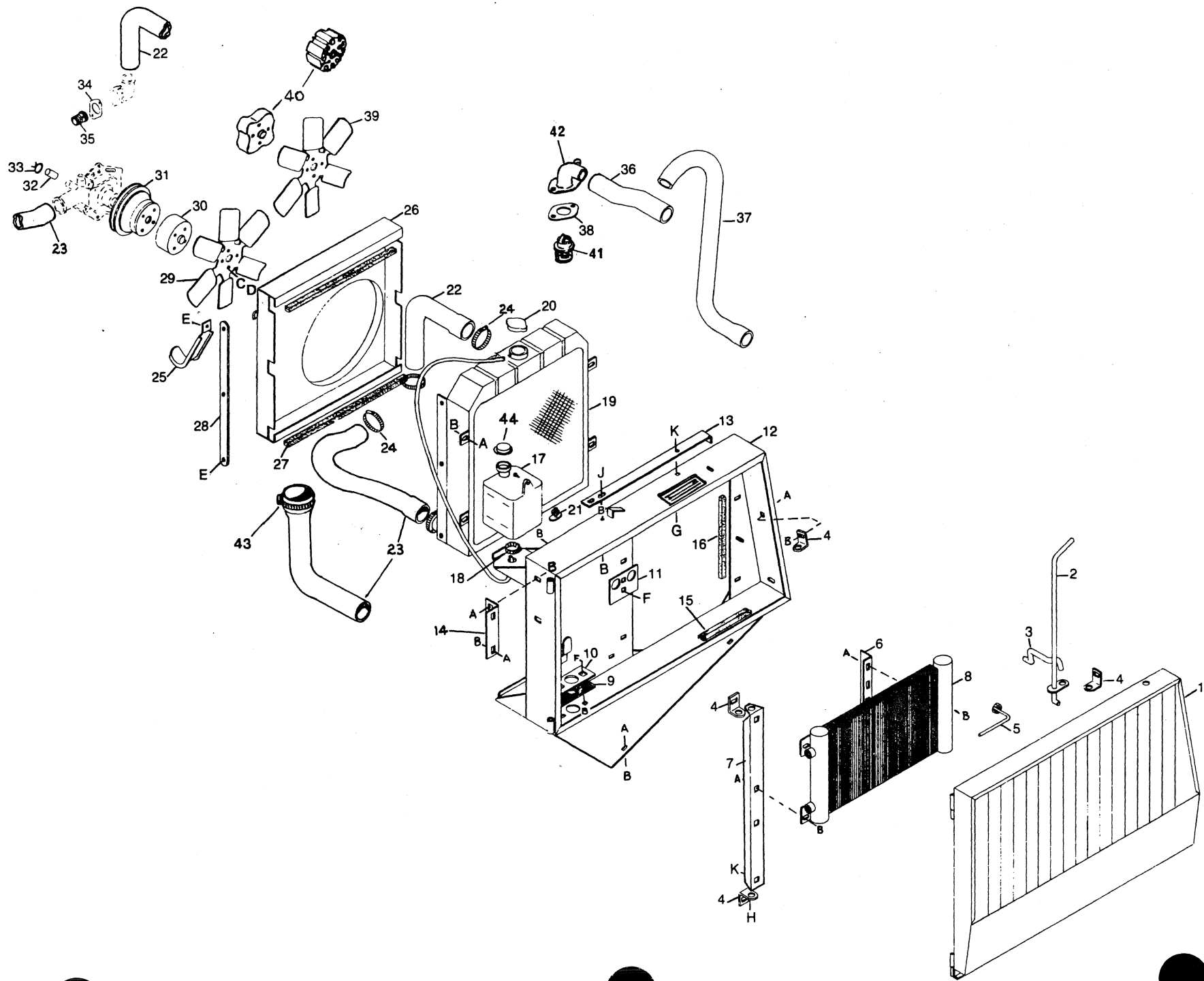


## COOLING GROUP - GAS &amp; DIESEL

94

REF.	PART NO.	DESCRIPTION	QTY.	SERIAL NUMBER
1	24780	Screen	1	
2	24798	Screen Latch	1	
3	24803	Screen Latching Rod	1	
4	24088	Hinge Angle	4	
5	24080	Cooler Retainer	1	
6	24086	Cooler Mount	1	
7	24087	Hinge Bracket	1	
8		See Hydraulics P.23		
9	24091	Hose Protector	1	
10	24092	Hose Protector Backplate	1	
11	24085	A.C. Hose Protector Backplate	1	
12	24066	Radiator Mount c/w Decals & Sponge Stripping (incl. item 16)	1	
13	24204	Guide	1	
14	24090	Radiator Mount Support	1	
15	24097	Screen Seal	1	
16	24083	Sponge Stripping	1	
17	21825	Coolant Recovery System (complete)	1	
18	30500	Hose Clamp	1	
19	30013	Radiator (Gas Engine & CDC Diesel)	1	
	30014	Radiator (Perkins Diesel Engine)	1	
20	24210	Radiator Cap	1	
21	20023	Drain Cock 1/4 NPT	1	
22	24297	Top Radiator Hose (Gas)	1	
	25852	Top Radiator Hose (CDC Diesel)	1	
23	24295	Lower Radiator Hose (Gas)	1	-68982
	24079	Lower Radiator Hose (Gas)	1	68983-
	25853	Lower Radiator Hose (CDC Diesel)	1	
24	17959	Hose Clamp (qty. 3 for CDC Diesel)	4	
25	24566	Lower Rad. Hose Support (Gas)	1	-68982
26	24565	Fan Shroud (Gas) c/w Decal & Sponge Stripping (incl. item 27)	1	-68982
	24567	Fan Shroud (Gas) c/w Sponge Stripping (incl. item 27)	1	68983-
	24892	Fan Shroud (Perkins Diesel) c/w Decal & Sponge Stripping (inc. item 27)	1	
	25844	Fan Shroud (CDC Diesel) c/w Sponge Stripping (incl. item 27)	1	
27	24560	Fan Shroud Seal	2	
28	24568	Fan Shroud Strap	2	
29	21736	7-Blade Fan (Gas)	1	-68982
	30418	6-Blade Fan (Gas)	1	68983-
30	17927	Fan Spacer (Gas)	1	-68982
	30462	Fan Spacer (Gas)	1	68983-
31	20577	Water Pump Pulley (Gas)	1	
32	21340	Water Pump Cap (Gas)	1	-56114
33	21690	Water Pump Cap Clamp (Gas)	1	-56114

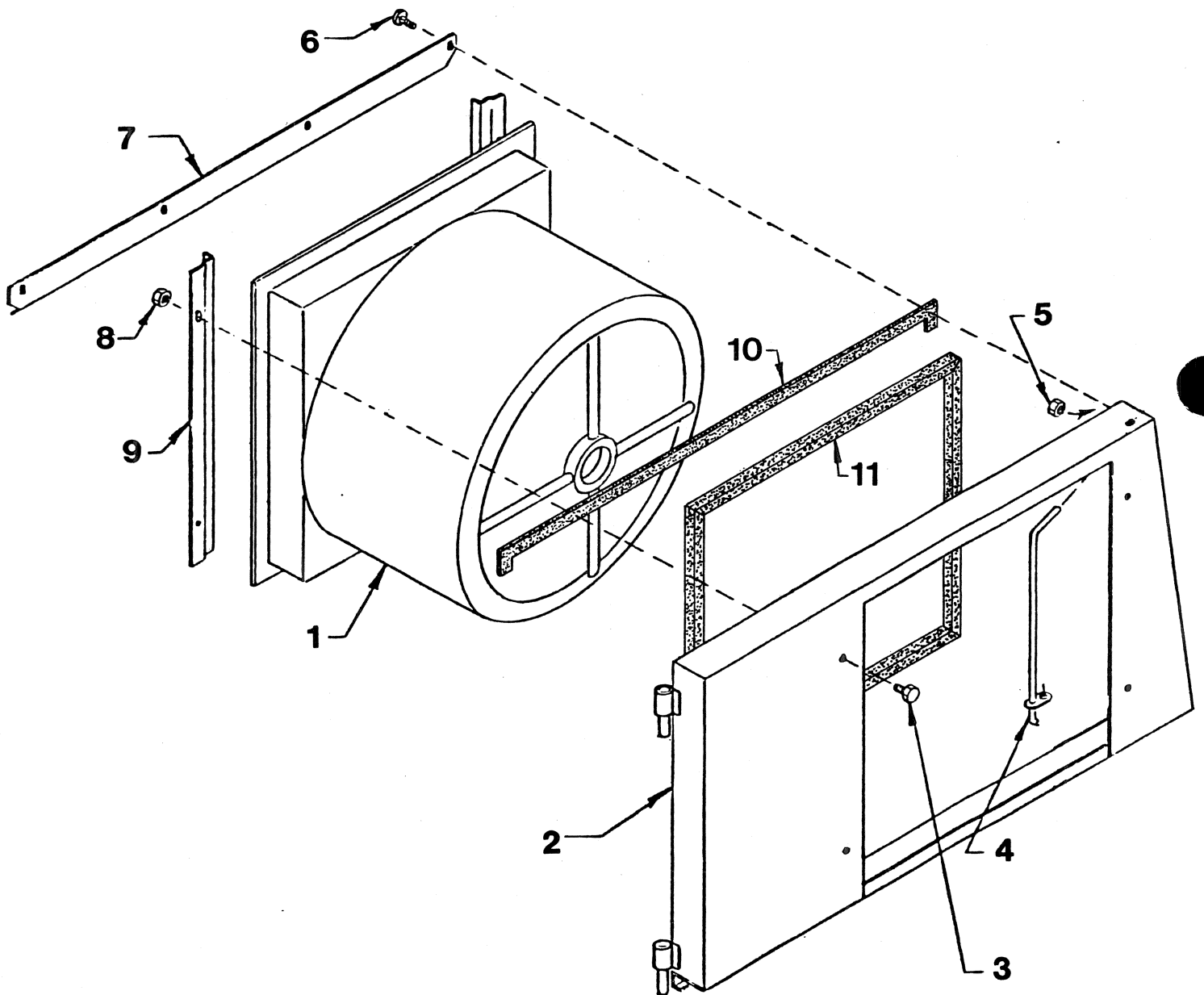
COOLING GROUP - GAS & DIESEL



COOLING GROUP - GAS & DIESEL

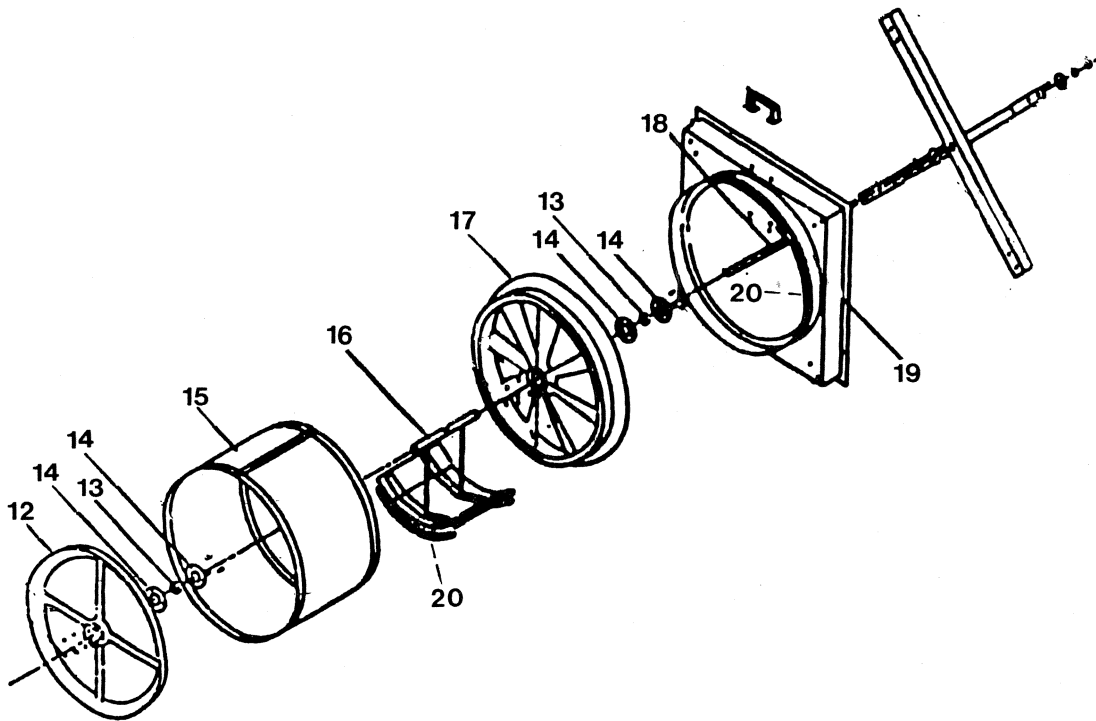
REF.	PART NO.	DESCRIPTION	QTY.	SERIAL NUMBER
34	20585	Thermostat Gasket (Gas)	1	
35	20584	Thermostat 180° F. (82° C.) (Gas)	1	
36	24298	Top Rad. Hose (Diesel - Perkins)	1	
37	24296	Lower Rad. Hose (Diesel - Perkins)	1	
38	30069	Thermostat Gasket (Diesel - Perkins)	1	
39	30068	Fan - 6 Blade (Diesel - Perkins)	1	
	30653	Fan - 6 Blade (Diesel - CDC)	1	
40	21799	Fan Spacer (Diesel - Perkins)	1	
	30654	Fan Spacer (Diesel - CDC)	1	
41	30571	Thermostat 180°F (82°C) (Diesel-Perkins)	1	
42	24876	Water Outlet (Diesel - Perkins)	1	
43	21913	Hose Clamp (CDC Diesel only)	1	
44	30983	Cap - Coolant Recovery Bottle	1	
A	21863	3/8 NC x 3/4 Lg. Short Sq. Neck Carr. Bolt		
B	21452	3/8 Flange Locknut		
C	18636	5/16 Nom. I.D. Lockwasher - Gas Engine		
	30655	Washer hardened - CDC Diesel		
D	21569	5/16 NC x 2.0 Lg. Capscrew - Gas Engine		-68982
	21563	5/16 NC x 2.5 Lg. Capscrew - Gas Engine		68983-
	30682	Capscrew, Hex Hd. M10 x 90 mm - CDC Diesel		
E	21821	3/8 NC x .75 Lg. Fl. Lockscrew		
F	19965	3/8 NC x 1.0 Lg. Carriage Bolt		
G	21484	3/8 NC x 1.5 Lg. Carriage Bolt		
H	20077	3/8 NC x 1.0 Lg. Capscrew		
J	21102	3/8 NC x 2.5 Lg. Capscrew		
K	18669	3/8 NC Locknut (Alternate: 21390)		
<p>NOTE: Hardware in areas not specified is "A" &amp; "B".</p>				

# ROTATING SCREEN ( OPTIONAL )

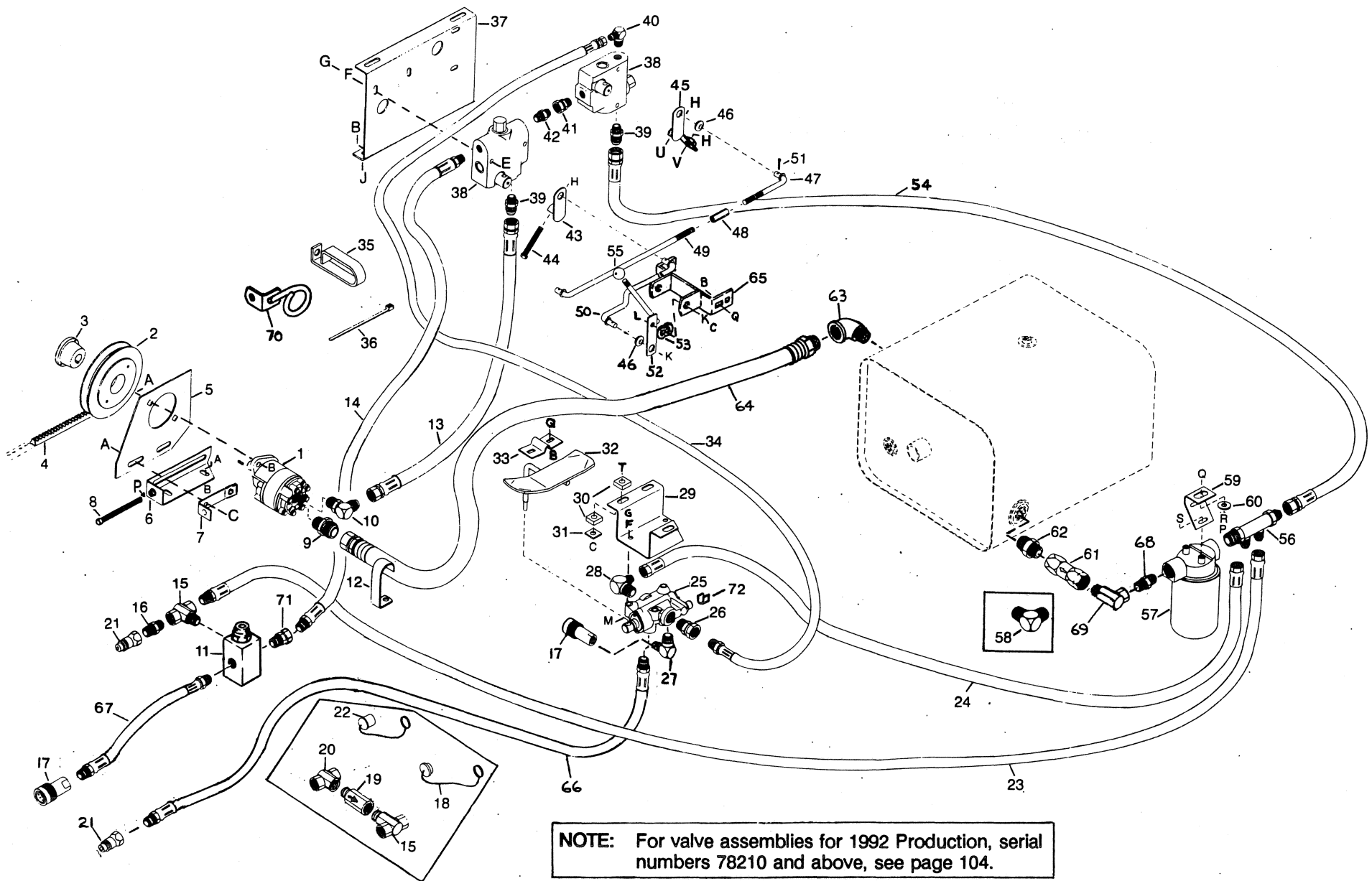


ROTATING SCREEN (OPTIONAL)

REF.	PART NO.	DESCRIPTION	QTY.	SERIAL NUMBER
1	24918	Rotating Screen Assembly, Complete (see below for parts breakdown)	1	
2	24917	Adapter c/w Sponge Stripping (includes # 10 & 11)	1	
3	21821	Flange Bolt (3/8 NC x 3/4 lg.)	4	
4	24932	Screen Latch	1	
5	21455	Flange Nut (1/4 NC)	4	
6	21926	Carriage Bolt (1/4 NC x 1/2 lg.)	4	
7	24930	Rear Filler	1	
8	21452	Flange Nut 3/8 NC	4	
9	24928	Screen Bracket	2	
10	24927	Sponge Stripping	1	
11	24083	Sponge Stripping	1	



12	50028	Cover, Plastic End	1	
13	50027	Bearing, Ball	2	
14	11806	Flange, Bearing	4	
15	50029	Screen	1	
16	50030	Baffle	1	
17	50031	Fan, Wheel less Bearing	1	
18	50032	Shaft, 5/8 dia.	1	
19	50033	Shroud, Fan	1	
20	50034	Kit, Air Seal (incl. 6' brush type air seal [1] and baffle foam strips [2])		



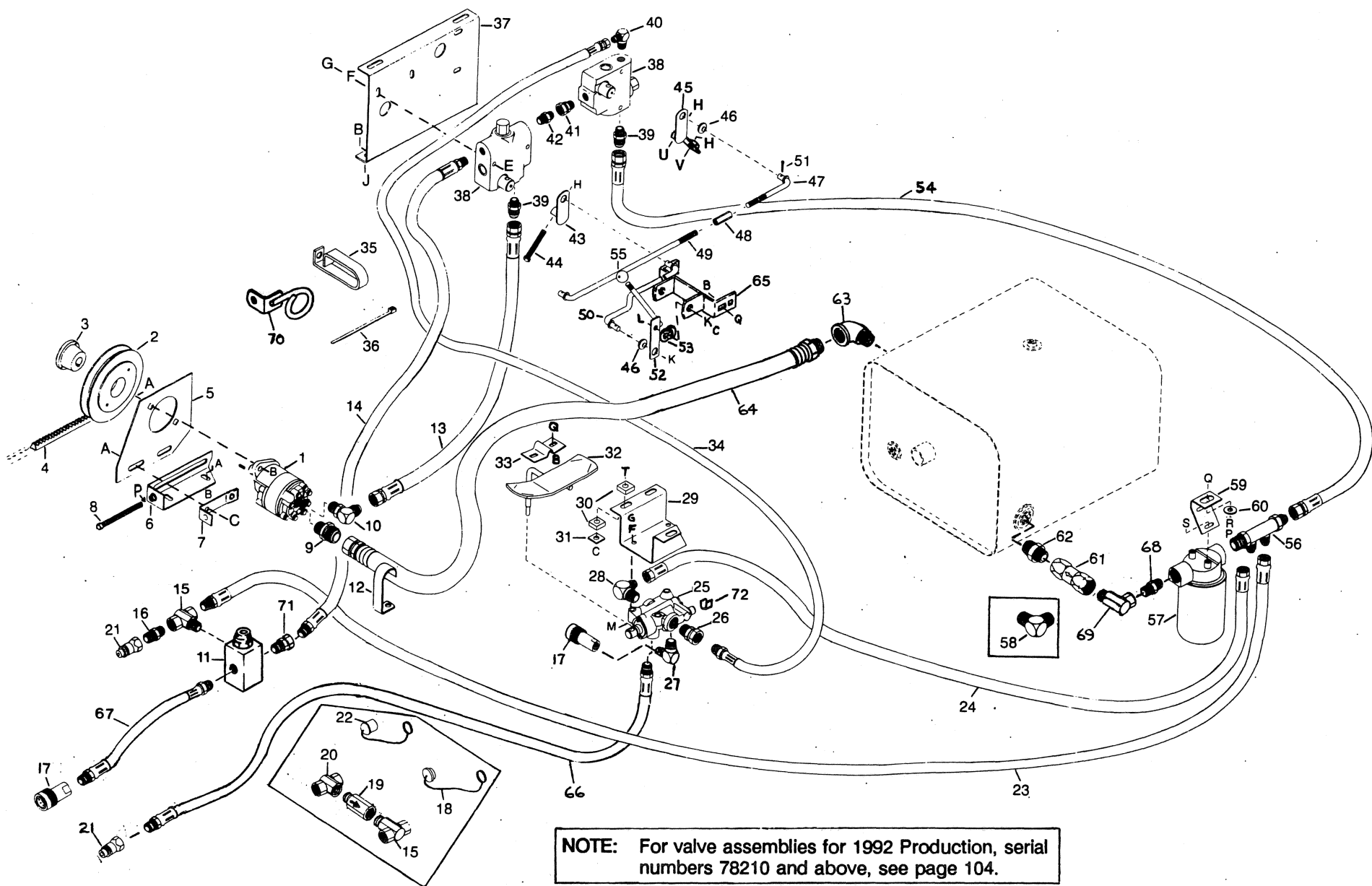
**NOTE:** For valve assemblies for 1992 Production, serial numbers 78210 and above, see page 104.



## HYDRAULIC HEADER DRIVE

100

REF.	PART NO.	DESCRIPTION	QTY.	SERIAL NUMBER
1	24182	Pump c/w Key Seal Kit 30039; Shaft Seal 30056(in Kit)	1	
2	21853	Pulley	1	
3	21852	Split Taper Bushing	1	
4	24209	Pump Drive Belt	1	
5	24200	Pump Mounting Plate	1	
6	24202	Adjusting Plate	1	
7	24208	Adjusting Bar	1	
8	18759	Tightener Bolt 3/8 NC x 3 1/2 Lg. thread full	1	
9	21840	Male Connector - 37° JIC 1.0 Tube x 1 1/6 - 12 O-Ring	1	
10	21843	Male Elbow - 37° JIC 5/8 Tube x 7/8 - 14 O-Ring	1	
11	24508	Relief Valve - Seal Kit: 24509 (up to serial no. 78209, qty.= 1)	2	
12	24365	Hose Retainer	1	
13	24245	Pressure Line (Pump to Controllers)	1	
14	24243	Reel Motor Pressure Line	1	
15	21978	Swivel Adapter Union 1/2 In. NPT	1	
16	21976	Hex. Pipe Nipple 1/2 In. NPT (serial no. 56090 to 78209, qty.= 1)	3	
17	21857	Quick-Disconnect Coupler - Female Body	2	
18	21858	Dust Plug	1	
19		Relief Valve - Replace with Relief Valve Kit 24552)		
20	21977	Swivel Adapter Union 1/2 In. NPT	1	-69626
21	21855	Quick-Disconnect Coupler - Male Tip 1/2 NPT	2	
22	21856	Dust Cap	1	-56089
23	24227	Reel Motor Return Line	1	
24	24246	Draper Motor Return Line	1	
25	24184	4-Way Valve - Seal Kit: 30055	1	-78209
26	21161	Swivel Adapter Union 3/4 NPT Male x 1/2 NPT Female	1	-78209
27	21849	90° Elbow Ext. Pipe/Ext. Pipe 1/2 NPT x 1/2 NPT (up to Ser. #56089, qty.= 2)	1	-78209
28	21802	90° Male Elbow - 37° JIC 1/2 Tube x 3/4 NPT	1	-78209
29	24221	Valve Plate	1	-78209
30	24235	Rubber Washer	6	-78209
31	24234	Washer	3	-78209
32	24236	Valve Pedal Weld't.	1	-78209
33	24241	Pedal Socket	1	-78209
34	24226	Draper Motor Pressure Line	1	
35	24363	Hose Retainer	1	-56114
36	21763	Cable Tie	10	
37	24213	Mounting Plate	1	
38	24183	Flow Control - Seal Kit: 30054	2	
39	21846	Male Connector - 37° JIC	2	

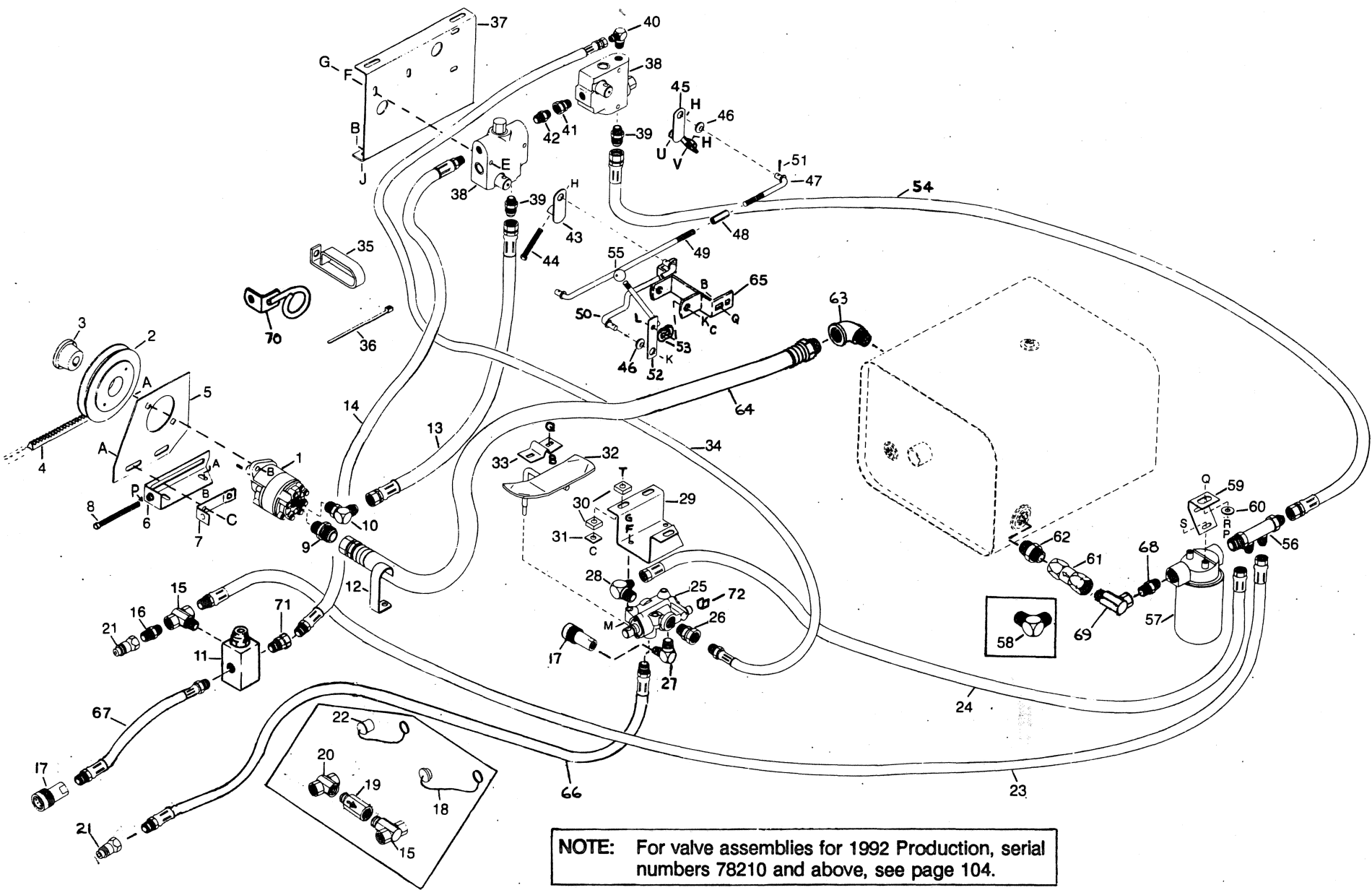


**NOTE:** For valve assemblies for 1992 Production, serial numbers 78210 and above, see page 104.

## HYDRAULIC HEADER DRIVE

102

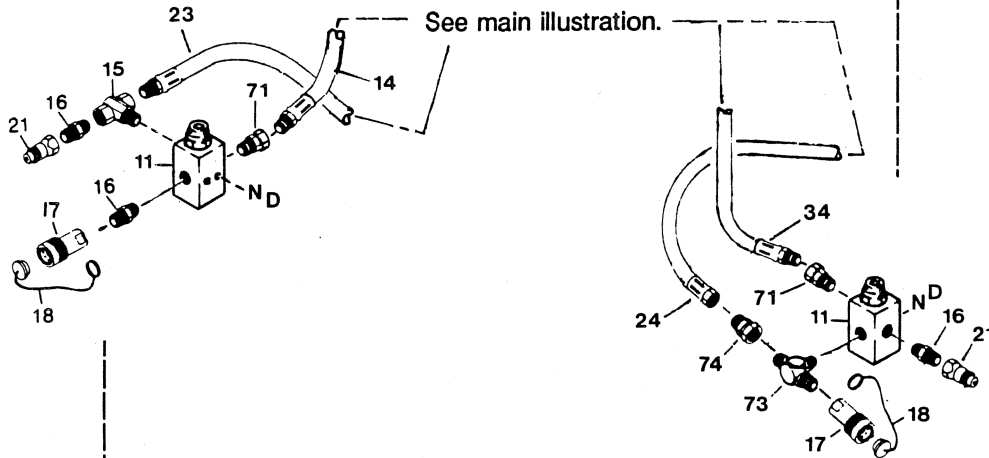
REF.	PART NO.	DESCRIPTION	QTY.	SERIAL NUMBER
40	21847	90° Male Elbow - 37° JIC	1	
41	21845	Swivel Adapter Union 3/8 Male NPTF x 3/8 Female NPSM	1	
42	21844	Hex. Pipe Nipple - 30° Int. Seat One End 3/8 NPT	1	
43	24356	Front Control Rod Weld't.	1	-69626
	24376	Front Control Rod Weld't	1	69627-
44	30754	Bolt, 5/16 NC x 3 lg. thread full (qty. 2 up to Ser. no. 69626)	1	
45	24355	Rear Control Rod Weld't.	1	-69626
	24381	Rear Control Rod Weld't	1	69627-
46	18500	Rubber Grommet	4	
47	24344	Valve Link Weld't.	1	
48	30093	Coupling Nut	1	
49	24360	Draper Valve Link Weld't.	1	
50	24342	Reel Valve Link Weld't.	1	
51	18605	Cotter Pin $\phi$ 1/8 x 1.0 Long	4	
52	24350	Hydraulic Lever Weld't.	2	
53	21958	Wave Spring Tension Washer 3/8 I.D.	2	
54	24244	Excess Flow Line	1	
55	21879	Plastic Knob	2	
56	24223	Manifold	1	
57	21807	Oil-Filter c/w Head	1	
	21808	Replacement Element	1	
	30565	Filter Head Only	1	
58	21850	90° Elbow - Ext. Pipe/Ext. Pipe 3/4 NPT x 3/4 NPT (in place of items 68 & 69)	1	-56114
59	24239	Filter Support	1	
60	20535	Washer	1	
61	21842	Check-Valve 3/4 NPT	1	
62	21851	Hex. Pipe Nipple 1.0 NPT x 3/4 NPT	1	
63	21819	90° Street Elbow 1.0 NPT	1	
64	24225	Suction Line	1	
65	25466	Lever Mount	1	56090-
66	24216	Hose - 4 Way Valve to Header L/H Leg	1	56090-56114
	26923	Hose - 4 Way Valve to Header R/H Leg	1	56115-78209
67	24217	Hose - Tractor to R/H Header Leg	1	56090-78209
68	30293	Hex Nipple 3/4 NPT	1	56115-
69	30358	90° Swivel Elbow 3/4 NPT x 3/4 NPSM	1	56115-
70	25454	Hose Guide	1	56115-
71	30216	Swivel Adapter Union 1/2 Male NPT x 1/2 Female NPT (up to Ser. # 78209 qty.= 1)	2	
72	38405	Clip - Valve Position Lock (for Auger Headers)	1	



**NOTE:** For valve assemblies for 1992 Production, serial numbers 78210 and above, see page 104.

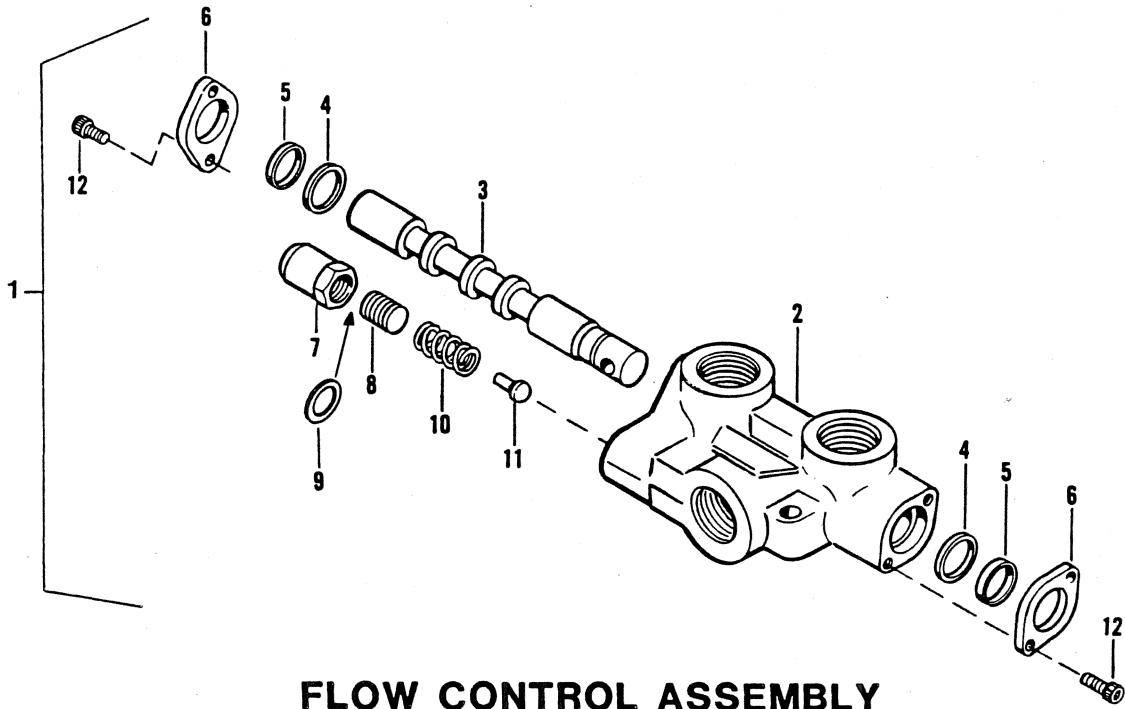
REF.	PART NO.	DESCRIPTION	QTY.	SERIAL NUMBER
A	19966	3/8 NC x 1 1/4 Long Carriage Bolt		
B	21452	3/8 NC Flange Nut		
C	18669	3/8 NC Dist. Thd. Locknut		
D	21572	1/4 NC x 5/8 Long Capscrew		
E	21854	1/4 NC x 2 1/2 Long Capscrew		
F	18596	9/32 I.D. Flatwasher		
G	18724	1/4 NC Dist. Thd. Locknut		
H	18589	5/16 NC Hex. Nut		
J	21821	3/8 NC x 3/4 Long Flange Bolt		
K	18598	13/32 I.D. Flatwasher		
L	20077	3/8 NC x 1.0 Lg. Capscrew		
M	21574	1/4 NC x 1 1/2 Long Capscrew		
N	18635	1/4 I.D. Lockwasher		
P	18590	3/8 NC Hex. Nut		
Q	21863	3/8 NC x 3/4 Lg. Short Sq. Neck Carr. Bolt		
R	18637	3/8 I.D. Lockwasher		
S	21456	1/4 NC x 3/4 Lg. Flange Bolt	] as dictated by filter	
	21755	5/16 x 1/2 Lg. Flange Bolt		
T	21484	3/8 NC x 1 1/2 Lg. Carriage Bolt		
U	21268	5/16 NC x 1 1/2 Lg. Capscrew		
V	21087	5/16 NC x 1.0 Lg. Capscrew		

**1992 PRODUCTION VALVE ASSEMBLIES**

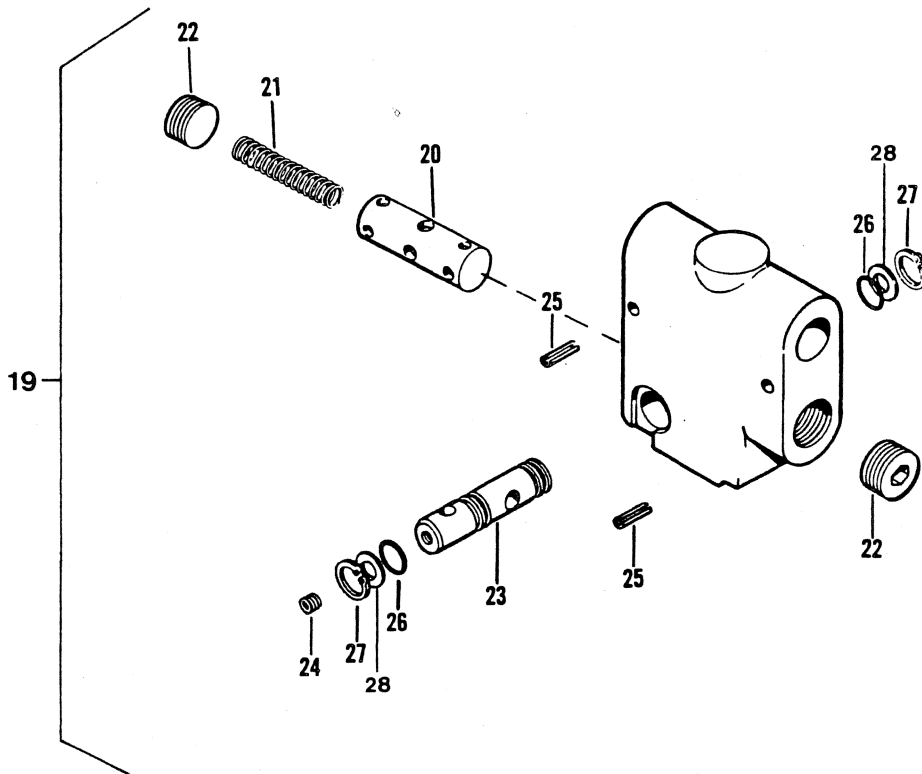


11	24508	Relief Valve - Seal Kit: 24509	2	
14	24243	Reel Motor Pressure Line	1	
15	21978	Swivel Adapter Union 1/2 In. NPT	1	
16	21976	Hex. Pipe Nipple 1/2 In. NPT	3	
17	21857	Quick-Disconnect Coupler - Female Body	2	
18	21858	Dust Plug	2	
21	21855	Quick-Disconnect Coupler - Male Tip	2	
23	24227	Reel Motor Return Line	1	
24	24246	Draper Motor Return Line	1	
34	24226	Draper Motor Pressure Line	1	
71	30216	Swivel Adapter Union 1/2 NPT x 1/2 NPT	2	
73	30972	Fitting, Tee 1/2 NPT x 1/2 NPT x 5/8 Tube	1	78210-
74	30820	Fitting, Cnctr. 5/8 tube fem.x 1/2 tube ml	1	78210-

### VALVE ASSEMBLY, 4-WAY



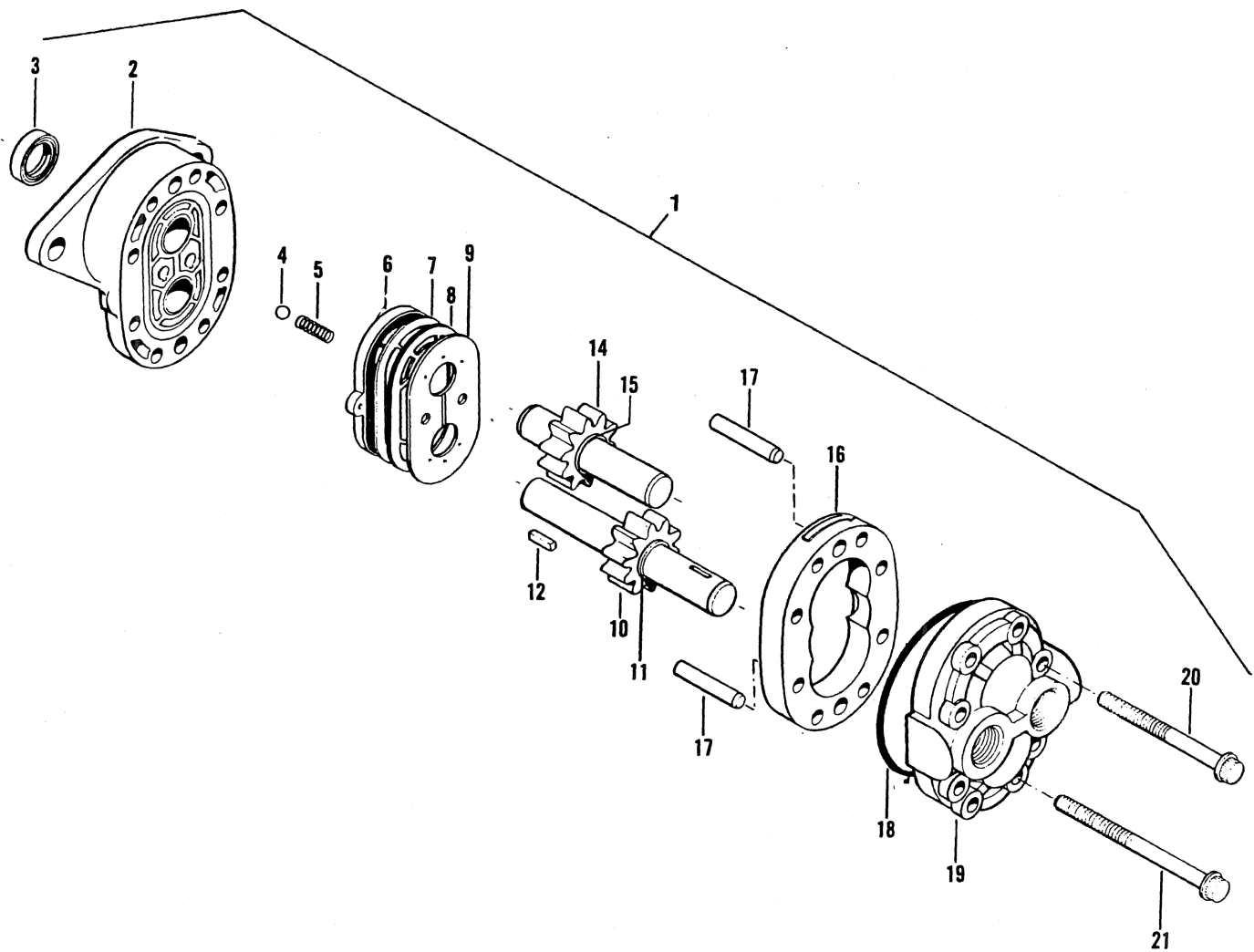
### FLOW CONTROL ASSEMBLY



**4 WAY VALVE & FLOW CONTROL ASSEMBLIES -  
HYDRAULIC HEADER DRIVE**

REF.	PART NO.	DESCRIPTION	QTY.	SERIAL NUMBER
1	24184	Valve Assembly, 4 way	1	
2		Body Valve	1	
3		Spool	1	
4 A		Seal, Spool	2	
5 A		Wiper Spool	2	
6		Retainer, Seal	2	
7		Cap Relief	1	
8		Screw, Relief, Adjusting	1	
9		Washer, Relief (Aluminum)	1	
10		Spring, Relief	1	
11		Poppet, Relief	1	
12		Bolt (1/4 x 1/2" Hex. SCKT Hd. Cap)	4	
	30055	Seal Kit for 4 Way Valve Incl. All Items marked A	X	
19	24183	Flow Control Assembly	2	
20		Spool, Metering	1	
21		Spring, Metering	1	
22		Pipe Plug (3/4 NPT)	2	
23		Spool, Side Lever	1	
24		Screw (1/4 x 1/4 NC Hex, SCKT. Hd. Set)	1	
25		Pin (3/16 x 7/8" Spring)	2	
26 B		"O" Ring (3/4 I.D. x 3/32")	2	
27		Ring Ext. Retaining (.042 THK.)	2	
28 B		Plastic Washer	2	
	30054	Seal Kit for Flow Control - includes all items marked B	X	

# GEAR PUMP ASSEMBLY, ( 2 SPOOL )





## GEAR PUMP ASSEMBLY

REF.	PART NO.	DESCRIPTION	QTY.	SERIAL NUMBER
1	24182	Pump Assembly, Hydraulic	1	
2	30109	Plate Assembly, Pump (Front)	1	
3 A	30056	Seal, Oil (Can be Purchased Separate)	1	
4 A		Ball (7/32" Dia.)	2	
5 A		Spring	2	
6 A		Seal, Diaphragm	1	
7 A		Gasket Protector	1	
8 A		Gasket	1	
9 A		Diaphragm, Pump	1	
10		Gear Assembly, Drive	1	
11		Ring, Snap (5/8 x 3/4 x 1/64")	2	
12		Key (3/6 sq. x 31/32 rd. ends)	1	
14		Gear Assembly, Follow	1	
15		Ring, Snap (5/8 x 3/4 x 1/64")	2	
16		Body	1	
17		Pin Dowel	2	
18 A	30120	"O"Ring (3 x 3 1/8 x 1/16")	1	
19		Backplate Assembly	1	
20		Bolt (5/16 x 2 3/4 NC, 12 PT Head)	4	
21		Screw (5/16 x 3" NC)	4	
	<u>30039</u>	<u>Seal Kit Incl. All Items Marked A</u>	<u>X</u>	



NOTE: For model identification decals, see inside front cover.

REF.	PART NO.	DESCRIPTION	QTY.	SERIAL NUMBER
1	25122	Decal: Roof (Woodgrain)		
	25586	Decal: Roof (Black)		
2	25108	Decal: Instrument Panel (Woodgrain)		
	25587	Decal: Instrument Panel (Black)		
3	25482	Decal: Dash Top (Woodgrain)		
	25588	Decal: Dash Top (Black)		
4	30316	Danger Decal: Rotating Drive Line		
5	42130	Danger Decal: Neutral Starting		
6	22253	Danger Decal: Battery		
7	32743	Danger Decal: Steering Linkage		
8	25033	Warning Decal: Operation and Steering		
9	24768	Caution Decal: Coolant System		
10	25035	Caution Decal: General Precautions		
11	25034	Important Decal - Operation		
12	24766	Decal: Hydraulic Oil		
13	24769	Decal: Diesel Fuel		
14	24767	Decal: Jack Here		
15	25468	Decal: Header Lift		
16	25469	Decal: Reel Lift		
17	24242	Decal: Deck Shift		
18	24777	Decal: Grease, Drive Line		
19	23164	Decal: 25 Hour Grease		
20	23165	Decal: 50 Hour Grease		
21	25470	Decal: Park Brake		
22	24518	Decal: Header Height Gauge		
23	23158	Decal: Air Cleaner (gasoline engine)		
24	24771	Decal: Belt Tension, Hydraulic Header Drive Pump		
25	24315	Decal: Ignition (gasoline engine)		
26	26694	Decal: Red Reflector		
27	32738	Warning Decal: Shields & Guards		
28	32744	Decal: "Safety... Live With It"		
<b>PAINT</b>				
	23955	Paint - Black, 1 Litre		
	23917	Paint - Spray Can, Red		
	23957	Paint - White, 1 Litre		

## NUMERICAL LISTING

<u>PART NO.</u>	<u>PAGE</u>	<u>PART NO.</u>	<u>PAGE</u>
193	28	18605	26,60,62,88,92,92A,102
616	28	18638	28
836	54,58	18639	4
2147	62	18648	28,54,58,62
4267	28,28B	18669	2
4761	28	18671	28,28B,58
5512	28,60	18697	28
5735	36	18723	28
5739	32	18724	2
5744	34	18728	92,92A
5745	32	18759	100
5837	36	18768	54
5903	68,74	18878	68
6007	78	18881	34
6137	24	18900	46
6596	56	18906	88
6634	48	19157	28
6647	28	19279	62
7900	28,60	19396	62
7909	28	19468	68
7910	28,60	19480	88
7920	28	19488	62
8545	92	19492	62
9415	62,88,92,92A	19588	26
10178	74	20004	88
11336	34	20023	88,94
11456	73	20031	90,92,92A
11660	62	20424	82,84,84A
11806	98	20428	82
13125	26,30	20535	2,56,64,66,102
13298	58	20577	94
13626	78,80,80A	20579	36,82
15903	34	20583	78
16227	32	20584	96
16235	58	20585	96
16266	62	20586	88
16416	70	20587	88
16538	66	20589	82
16592	18	20988	32
16661	66	21006	30
17546	2	21010	56
17860	78	21030	32
17898	68	21032	26
17927	94	21052	88
17954	88	21053	18
17958	34,86	21083	88,92
17959	94	21087	52
18169	88	21095	30
18500	66,102	21148	56
18591	28	21153	50
18596	2	21161	100
18598	2	21165	26
18599	2,28	21166	26
18600	4,82	21167	26
18601	28,62	21176	32

NUMERICAL LISTING

<u>PART NO.</u>	<u>PAGE NO.</u>	<u>PART NO.</u>	<u>PAGE NO.</u>
21179	78	21806	32
21215	28B	21807	32, 102
21218	70	21808	32, 102
21299	30	21809	66
21340	94	21810	62
21347	62	21814	32, 44
21349	24, 80, 82	21815	48
21350	62	21816	34
21358	50	21817	34
21367	58	21818	34
21368	58	21819	34, 102
21376	60	21821	2, 24, 98
21395	28	21822	34
21420	38, 40, 46	21823	36
21452	2, 28B, 98	21824	36
21455	98	21825	94
21456	2	21826	32
21470	2	21838	28, 50
21540	30, 60	21840	34, 100
21545	60	21841	54
21558	52	21842	36, 102
21562	4	21843	100
21565	28B	21844	102
21566	2	21845	102
21572	2	21846	100
21573	2	21847	102
21589	28	21849	100
21682	68	21850	102
21683	68	21851	36, 102
21684	68	21852	100
21685	28	21853	100
21686	28	21855	100
21687	28	21856	100
21690	94	21857	100
21720	4	21858	100
21732	78	21873	52
21734	78	21877	34
21736	94	21879	88, 92, 92A, 100
21751	68	21897	2
21752	68	21889	50
21753	68	21890	50
21763	18, 36, 66, 90, 100	21891	50
21774	68, 74	21899	66
21775	78	21900	66
21776	78	21902	66
21777	78	21903	66
21778	78	21904	16
21783	14	21905	66
21799	96	21906	66
21800	32	21908	66
21801	32	21909	66
21802	100	21910	66
21803	32	21911	18
21805	32	21912	18

## NUMERICAL LISTING

<u>PART NO.</u>	<u>PAGE NO.</u>	<u>PART NO.</u>	<u>PAGE NO.</u>
21913	18, 84, 84A, 96	22495	88
21914	66	22496	88
21915	18, 22, 66	23050	18, 20, 68, 73, 80B
21919	18	23118	62
21921	62	23142	56
21922	62	23158	110
21923	62	23164	110
21924	2	23165	110
21925	2	23267	68, 73
21926	98	23268	68, 73
21928	2	23568	14
21929	2	23623	86
21930	2	23624	86
21931	16, 68	23635	28B
21932	16	23723	30
21933	1	23732	28B
21943	66	23773	86
21947	2	23911	14
21948	68, 73	23912	14
21949	70	23917	110
21950	20	23955	110
21951	88	23957	110
21953	66	24001	32
21954	66	24002	32
21958	2, 102	24004	32
21962	18	24006	70
21964	18	24007	70
21965	18	24008	18, 70
21967	14	24011	32
21968	2	24012	88
21970	56, 58	24013	32
21971	58	24014	70
21973	88	24019	48
21974	68, 74	24024	48
21976	100	24026	34
21977	100	24028	10, 34
21978	100	24029	10, 34
21979	28	24030	34
21980	74	24031	34
21983	56, 58	24034	18
21984	56	24036	34
21985	58	24037	34
21986	58	24038	34
21989	80	24041	32
21992	88	24042	32
21993	88	24043	34
21994	88	24044	34
21995	82	24046	34
21998	80	24051	34
22056	88, 92, 92B	24052	34
22072	56, 58	24053	34
22156	82	24054	32
22253	82	24055	36
22345	110	24056	36

NUMERICAL LISTING

<u>PART NO.</u>	<u>PAGE NO.</u>	<u>PART NO.</u>	<u>PAGE NO.</u>
24058	32	24216	102
24059	32	24217	102
24060	32	24221	100
24061	36	24222	36
24062	36	24223	102
24063	36,92A	24224	32,38
24064	36	24225	36,102
24066	94	24226	100
24079	94	24227	100
24080	94	24232	50
24083	94,98	24234	100
24085	94	24235	100
24086	94	24236	100
24087	94	24239	102
24088	94	24240	36
24090	94	24241	48,100
24091	94	24242	110
24092	94	24243	110
24097	94	24244	102
24104	48	24245	100
24107	68	24246	100
24108	68	24252	28B
24116	88	24259	28
24117	32,44	24270	28
24118	32,44	24272	28
24122	8,18,24	24275	28
24132	56,58	24277	28
24133	56	24280	28
24140	50	24287	68
24141	34,46	24288	70
24142	54	24289	70
24144	54	24292	82
24150	54	24294	80
24151	54	24295	94
24152	54	24296	96
24153	54	24297	94
24164	54	24298	96
24166	54	24299	82
24167	54	24300	84
24168	54	24304	88
24176	54	24305	92
24182	100,108	24306	92
24183	100,106	24307	92
24184	100,106	24308	88
24190	80	24312	58
24195	54	24315	110
24200	100	24317	78,80,80A
24202	100	24319	30
24204	94	24320	30
24208	100	24321	30
24209	100	24322	30
24210	94	24325	58
24213	100	24326	58
24214	16		

## NUMERICAL LISTING

<u>PART NO.</u>	<u>PAGE NO.</u>	<u>PART NO.</u>	<u>PAGE NO.</u>
24327	80A	24537	88
24328	74	24538	88
24329	78	24541	88
24331	78, 80	24543	90
24334	88	24547	88, 92, 92A
24335	92	24550	88
24342	102	24554	82, 84, 84A
24344	102	24555	82
24345	88, 92, 92A	24556	68, 74
24350	102	24557	68, 74
24353	28	24558	68
24355	102	24559	68
24356	102	24560	94
24359	34	24565	94
24360	102	24566	94
24363	100	24567	94
24365	36, 100	24568	94
24366	32	24569	90, 92, 92B
24367	30	24571	80
24370	58	24572	80
24371	56	24607	88
24372	36	24615	62
24373	36	24625	32
24376	102	24626	32
24377	36	24643	64
24379	34	24644	58
24381	102	24648	34
24383	30	24658	58
24385	30	24663	58
24390	30	24680	32
24394	30	24685	32
24398	36	24690	58
24406	30	24693	58
24407	30	24701	58
24408	30	24703	58
24409	30	24705	58
24414	30	24711	58
24420	30	24714	26
24421	30	24716	58
24422	30	24723	26
24425	30	24733	26
24426	28B	24733	26
24429	30	24735	26
24430	30	24737	26
24444	54	24742	32
24500	78	24743	26
24508	78	24748	58
24508	100	24750	26, 70
24512	78	24752	26
24518	110	24758	58
24520	78	24760	58
24523	28B	24762	26
24525	68	24763	26
24535	88	24766	110
24536	30		



NUMERICAL LISTING

116

<u>PART NO.</u>	<u>PAGE NO.</u>	<u>PART NO.</u>	<u>PAGE NO.</u>
24767	110	24934	30
24768	110	24936	80
24769	110	24937	80
24771	110	24939	24
24773	58	24940	24
24777	110	24946	26
24780	94	24955	88,92
24789	62	24984	64
24803	94	25000	2
24808	88,92,92A	25024	68
24820	58	25033	110
24835	26	25034	110
24846	26	25035	110
24850	80	25050	2
24856	80	25052	10
24860	68	25053	4
24862	80	25054	4
24865	56	25055	68
24867	80	25057	68
24873	92	25060	10
24874	92	25061	10
24876	96	25064	10
24877	80	25065	10,16,18
24878	70	25070	8
24882	70	25073	16
24883	92	25075	16
24884	84	25076	16
24886	70	25077	16,66
24888	84,84A	25081	16
24889	84	25082	16
24891	70	25086	8,16
24892	94	25091	66
24899	70	25096	66
24900	82,84	25099	66
24902	82	25100	66
24904	82	25102	16
24906	62	25108	110
24906	64	25110	18
24908	68,73	25114	70
24909	64	25117	18
24910	62	25118	18
24914	62	25119	18
24916	64	25120	66
24917	98	25122	110
24918	98	25123	18
24924	62	25125	66
24927	98	25130	18
24928	98	25132	18
24930	98	25134	20
24931	73	25136	18
24932	98	25142	18
		25143	18
		25144	24

## NUMERICAL LISTING

<u>PART NO.</u>	<u>PAGE NO.</u>	<u>PART NO.</u>	<u>PAGE NO.</u>
25145	18	24351	62
25149	18	25354	58
25150	2	25359	54, 58
25156	4	25364	58
25157	4	25366	64
25158	2	25367	64
25200	66	25368	54
25273	18	25369	48
25275	6	25371	64
25276	6	25374	16
25277	6	25375	14
25278	6	25376	2
25280	6	25377	12
25281	6	25378	12
25282	6	25379	12
25283	6	25380	12
25284	8	25381	12
25285	6	25382	14
25286	8, 24	25383	2
25287	6	25387	2
25288	6	25388	2
25289	6	25389	2, 12
25290	6	25390	2
25291	6	25391	2
25292	6	25395	8
25293	6	25400	6
25294	6	25401	8
25295	88, 92, 92A	25404	2
25298	8, 20, 24	25405	4
25299	6	25424	54
25300	6	25426	2
25301	8	25427	12
25302	8	25430	2
25305	62	25435	2
25309	12	25437	2
25310	12	25443	12
25311	62	25444	12
25312	62	25445	12
25314	62	25446	12
25316	62	25447	2
25318	6	25450	2
25319	62	25454	102
25320	62	25457	68, 74
25321	62	25459	88, 92, 92A
25322	62	25460	88, 92, 92A
25323	62	25463	2
25325	62	25466	102
25326	62	25468	102
25330	62	25469	110
25336	62	25470	110
25337	62	25473	64, 68
25344	62	25477	18
25348	62	25481	2
25349	62	25482	110

NUMERICAL LISTING

118

<u>PART NO.</u>	<u>PAGE NO.</u>	<u>PART NO.</u>	<u>PAGE NO.</u>
25484	18, 64	25625	28B
25485	70	25626	28B
25490	8	25671	40, 42
25491	8	25672	42
25492	8	25680	58
25493	8	25682	58
25494	8	25685	58
25495	8	25690	14
25496	8	25691	14
25497	8	25770	88, 92, 92A
25501	18	25795	18
25503	66	25796	18
25506	6	25797	18
25508	6	25798	18
25510	6	25801	66
25512	6	25802	80A
25514	6	25809	80A
25516	6	25818	80A
25518	6	25826	84A
25520	6	25828	84A
25522	8	25830	74
25524	6	25831	92A
25526	8	25832	92A
25528	6	25835	84A
25530	6	25838	84A
25532	6	25844	94
25534	2	25849	80B
25550	28	25850	92B
25560	28	25851	92B
25565	28	25852	94
25575	28B	25853	94
25579	28B	25856	18
25586	110	25858	80A
25587	110	25859	73
25588	110	25860	73
25589	6	25864	73
25590	6	25867	68, 73
25591	6	25908	74
25592	6	25909	70
25593	6	25910	66
25594	6	25911	66
25595	6	26392	56
25596	8	26419	4
25597	6	26694	110
25598	8	26923	102
25599	6	28749	30
25600	6	30000	82
25601	6	30001	84, 84A
25602	6	30002	82
25620	34	30003	84, 84A
25621	34	30005	84, 84A
25622	34	30006	84
25623	34	30007	84, 84A
		30009	58, 64, 66

## NUMERICAL LISTING

<u>PART NO.</u>	<u>PAGE NO.</u>	<u>PART NO.</u>	<u>PAGE NO.</u>
30010	20,66	30145	40
30013	94	30147	40
30014	94	30148	42
30018	94	30156	24,80
30018	88,92,92A	30157	92
30022	92	30158	92
30023	92	30159	92
30039	108	30160	80
30040	42	30161	80
30041	42	30168	92
30042	40	30169	92
30043	38,46	30171	58
30045	34,46	30173	14
30046	40	30174	14
30048	84,84A	30175	82
30049	84,84A	30176	82
30050	84,84A	30177	82
30051	82	30178	80
30053	92	30181	52
30054	106	30182	52
30055	106	30183	52
30056	38,108	30184	52
30057	42	30185	52
30058	40	30186	52
30059	40	30187	28
30062	18,66	30188	52
30068	96	30189	52
30069	96	30190	52
30071	68	30191	52
30073	80	30192	52
30082	84	30193	52
30093	102	30194	52
30102	42	30195	52
30103	42	30196	52
30104	42	30197	52
30105	42	30198	52
30107	43	30199	52
30108	38	30200	52
30109	108	30201	52
30114	38	30203	52
30116	38	30204	52
30117	38	30205	52
30120	38,43,108	30206	52
30123	38,42,43	30207	80
30125	40,42	30213	18
30128	38,40	30214	18
30130	40	30215	20,70
30135	38,40	30216	102
30137	40	30229	20
30138	40	30230	20
30139	38,40,46	30231	20
30140	46	30232	20
30141	38	30241	74,80
30144	46	30272	70

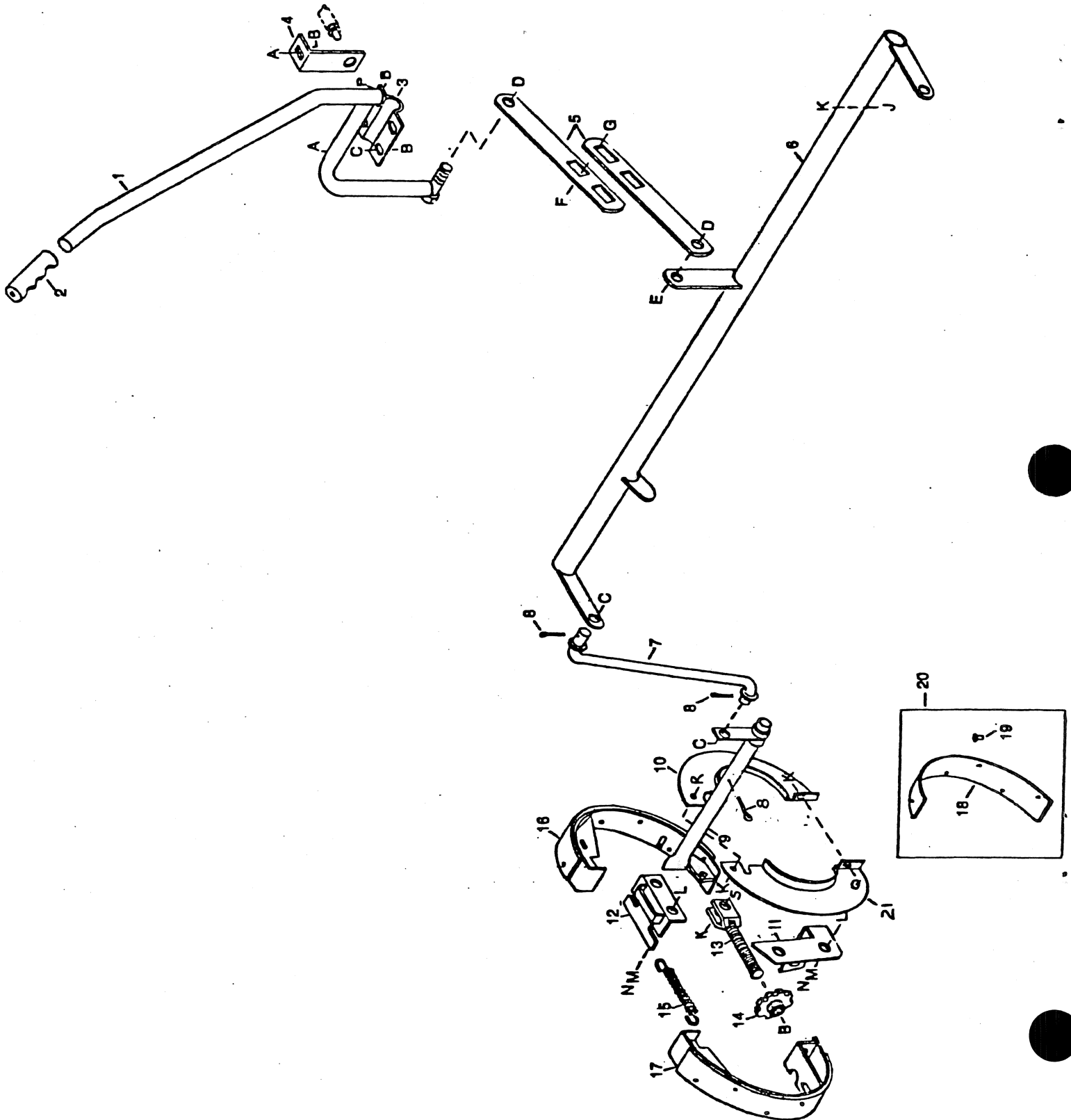
NUMERICAL LISTING

<u>PART NO.</u>	<u>PAGE NO.</u>	<u>PART NO.</u>	<u>PAGE NO.</u>
30293	102	30653	96
30311	70	30654	96
30312	70	30656	73
30316	110	30657	80A
30331	24	30670	18,36
30333	24	30680	66
30334	24	30683	86
30335	22,70	30684	86
30336	22	30685	84A,86
30337	22	30689	73
30338	22	30714	73
30341	36	30717	42,43
30342	24	30718	43
30350	66	30721	43
30351	66	30722	43
30358	102	30723	43
30366	24	30724	43
30410	70	30725	43
30411	4	30728	43
30418	94	30729	43
30434	28	30731	43
30435	28	30732	43
30436	28	30733	43
30443	36	30734	43
30445	28B	30735	43
30449	66	30736	43
30451	86	30739	43
30452	86	30740	43
30453	86	30753	36
30454	86	30754	102
30456	82,84	30820	104
30462	94	30833	28
30481	70	30933	50
30491	74	30972	104
30500	88,92A,94	30983	96
30509	84,84A	32738	110
30515	28	32743	110
30565	32,102	34650	30
30571	96	34651	30
30591	64	38405	102
30624	92B	42130	110
30625	92B	42285	62
30630	80A	50014	70
30633	80A	50027	98
30636	80A	50028	98
30641	64	50029	98
30642	36	50030	98
30645	73	50031	98
30646	74	50032	98
30647	74	50033	98
30648	74	50034	98
30649	84A	50043	18,66
30650	84A	50047	40
30651	84A	50048	38,40





**PARK BRAKE GROUP**  
up to and including Ser.# 56114  
For Ser.# 56115 (1984) and up, see P. 53





## PARK BRAKE GROUP

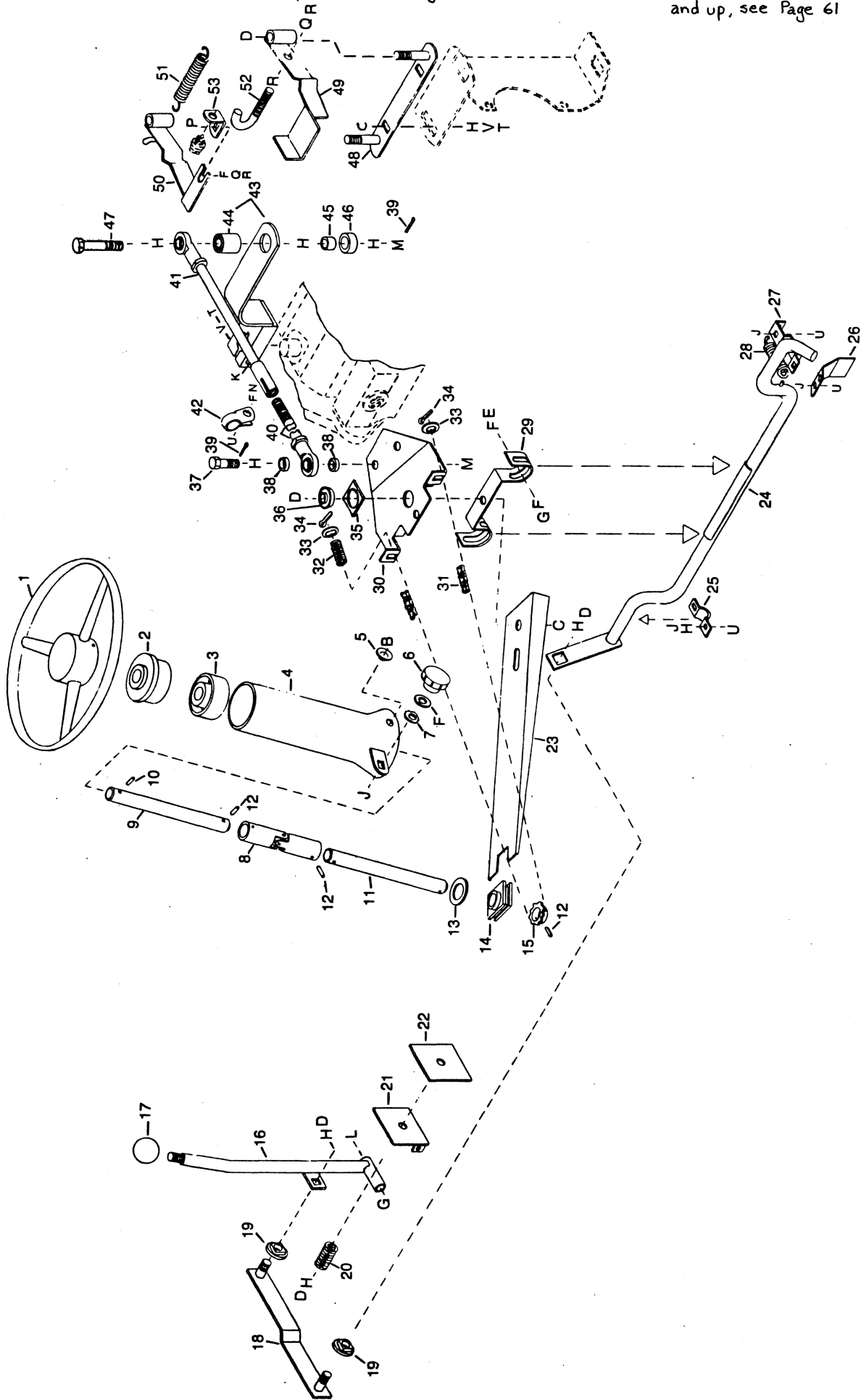
UP TO AND INCLUDING SER.# 56114

REF.	PART NO.	DESCRIPTION	QTY.	SERIAL NUMBER
For Ser. # 56115 (1984) and up, see P. 53				
1	K-25362-1	Brake Lever	1	
2	P-836	Handle Grip	1	
3	K-25359-1	Pivot Bracket	1	
4	K-25365-1	Brake Light Switch Mount	1	
5	K-24198-1	Brake Link	2	
6	K-24191-1	Brake Pipe	1	
7	K-24176-1	Brake Rod	2	
8	P-18648	Cotter Pin 3/16" Dia. x 1 1/4" Lg.	6	
9	K-24168-1	Brake Engaging Pipe	2	
10	K-24151-1	Brake Shield "B" (L/H Front & R/H Rear)	2	
11	K-24142-1	Brake Band Guide	4	
12	K-24144-1	Brake Anchor	2	
13	K-24600-1	Adjuster Rod	2	
14	K-24605-1	Adjuster	2	
15	K-24167-1	Spring	2	
16	K-24152-1	Brake Band Assy. "A" (includes items 18 & 19)	2	
17	K-24153-1	Brake Band Assy. "B" (includes items 18 & 19)	2	
18	K-24164-1	Brake Lining	4	
19	P-21841	Tubular Brass Rivet - 9/64" Dia. x 7/16" Lg. x 3/8" Dia. Head	24	
20	K-24166-2	Lining Kit (includes 1 of item 18 & 6 of item 19)	A/R	
21	K-24150-1	Brake Shield "A" (R/H Front & L/H Rear)	2	
A	P-21863	3/8 NC x .75 Lg. Short Sq. Neck Carr. Bolt		
B	P-21452	3/8 NC Flange Nut		
C	P-18599	17/32 I.D. Flatwasher		
D	P-18697	1/2 NC Locknut (Alternate: P-21389)		
E	P-21491	1/2 NC x 1.25 Lg. Capscrew		
F	P-21471	1/2 NC x 1.25 Lg. Carriage Bolt		
G	P-21383	1/2 NC Flange Nut		
H	P-18648	3/16 Dia. x 1.25 Lg. Cotter Pin		
J	P-21478	3/8 NC x 2.5 Lg. Carriage Bolt		
K	P-18669	3/8 NC Locknut (Alternate: P-21390)		
L	P-21582	5/8 NC x 1.75 Lg. Capscrew		
M	P-18639	5/8 NOM. I.D. Lockwasher		
N	P-18592	5/8 NC Hex Nut		
P	P-19966	3/8 NC x 1.25 Lg. Carriage Bolt		
Q	P-19965	3/8 NC x 1.0 Lg. Carriage Bolt		
R	P-21567	3/8 NC x 3/4 Lg. Capscrew		
S	P-21264	3/8 NC x 1 1/4 Lg. Capscrew		

# STEERING & GROUND SPEED

up to and including Serial Number 56114

For Serial Number 56115 (1984)  
and up, see Page 61



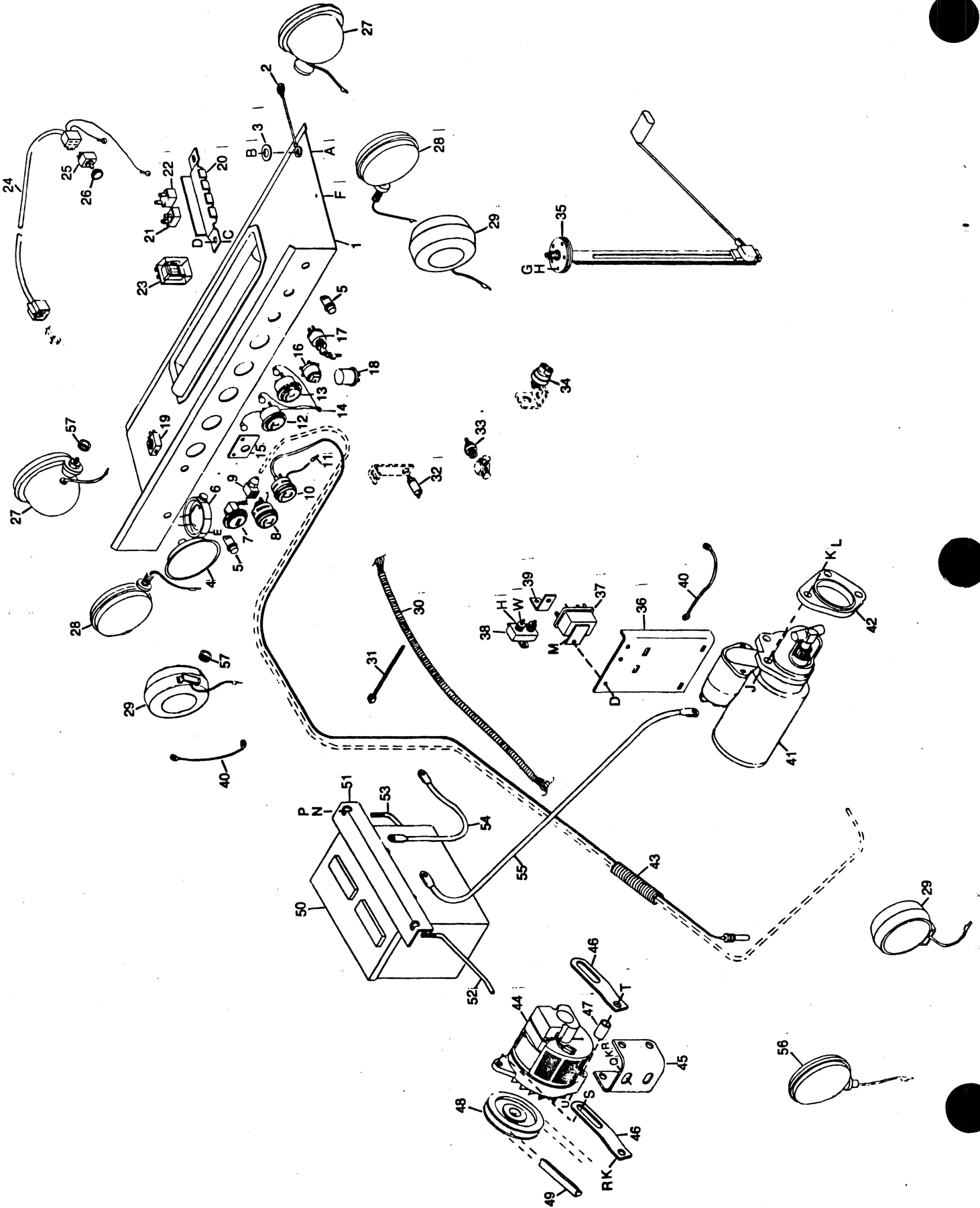
# STEERING & GROUND SPEED

UP TO AND INCLUDING SER.# 56114  
 For Ser. # 56115 (1984) and up, see P. 61

REF.	PART NO.	DESCRIPTION	QTY.	SERIAL NUMBER
1	P-19281	Steering Wheel	1	
2	K-19279-1	Upper Bushing	1	
3	K-19488-1	Lower Bushing	1	
4	K-25330-1	Tube Weld't.	1	
5	K-22345-1	Flared Washer	1	
6	P-21347	Knob	1	
7	P-21350	13/32" I.D. External Tooth Lockwasher	1	
8	K-19492-1	U-Joint	1	
9	K-25326-1	Upper Shaft	1	
10	P-2147	Roll Pin 1/4" Dia. x 1 1/2" Lg.	1	
11	K-25325-1	Lower Shaft	1	
12	P-16266	Roll Pin 1/4" Dia. x 1 1/4" Lg.	3	
13	P-18601	13/16" I.D. Flatwasher	1	
14	K-25336-1	Shaft Bushing	1	
15	K-19396-1	Sprocket	1	
16	K-25339-1	Variable Lever Weld't.	1	
17	P-21923	Ball Knob	1	
18	K-25349-1	Speed Control Link	1	
19	K-25348-1	Variable Link Bushing	2	
20	K-11660-1	Spring	1	
21	K-25344-1	Washer Weld't.	1	
22	K-25337-1	Friction Washer	1	
23	K-25311-1	Steering Carrier	1	
24	K-25305-1	Crank Weld't.	1	
25	K-25320-1	Socket	1	
26	K-25322-1	Crank Stop	1	
27	K-25319-1	Crank Guide	1	
28	K-25321-1	Spring	1	
29	K-25312-1	Yoke	1	
30	K-25314-2	Steering Plate (includes items 35 & 36)	1	
31	P-21922	Chain # 35 x 97 Links w/o Connector	1	
32	K-9415-1	Spring	1	
33	K-23118-1	Slotted I.D. Washer	1	
34	P-18648	Cotter Pin 3/16" Dia. x 1 1/4" Lg.	2	
35	K-25316-1	Washer	1	
36	P-21921	Bearing	1	
37	K-24618-1	Special Bolt	2	
38	K-24010-1	Spacer	4	
39	P-18605	Cotter Pin 1/8" Dia. x 1.0 Lg.	4	
40	K-24914-1	Male Tie Rod	2	
41	K-24910-1	Female Tie Rod	2	
42	K-24615-1	Clamp	2	
43	K-24609-2	Lever c/w Rubber Bushing	2	
44	P-21810	Rubber Bushing	2	
45	K-24620-1	Spacer	2	
46	K-24340-1	Roller	2	
47	K-24617-1	Special Bolt	2	
48	K-24627-1	Follower Mount	1	
49	K-24631-1	L/H Follower	1	
50	K-24637-1	R/H Follower	1	
51	K-24318-1	Spring	1	
52	K-24646-1	Tensioner	1	
53	K-24643-1	Neutral Switch Mount	1	

# ELECTRICAL GROUP - DIESEL ENGINE

SERIAL NUMBERS UP TO 56089 ONLY  
(For Ser. # 56090 (1983) and up, see p.65)



# ELECTRICAL GROUP - DIESEL ENGINE

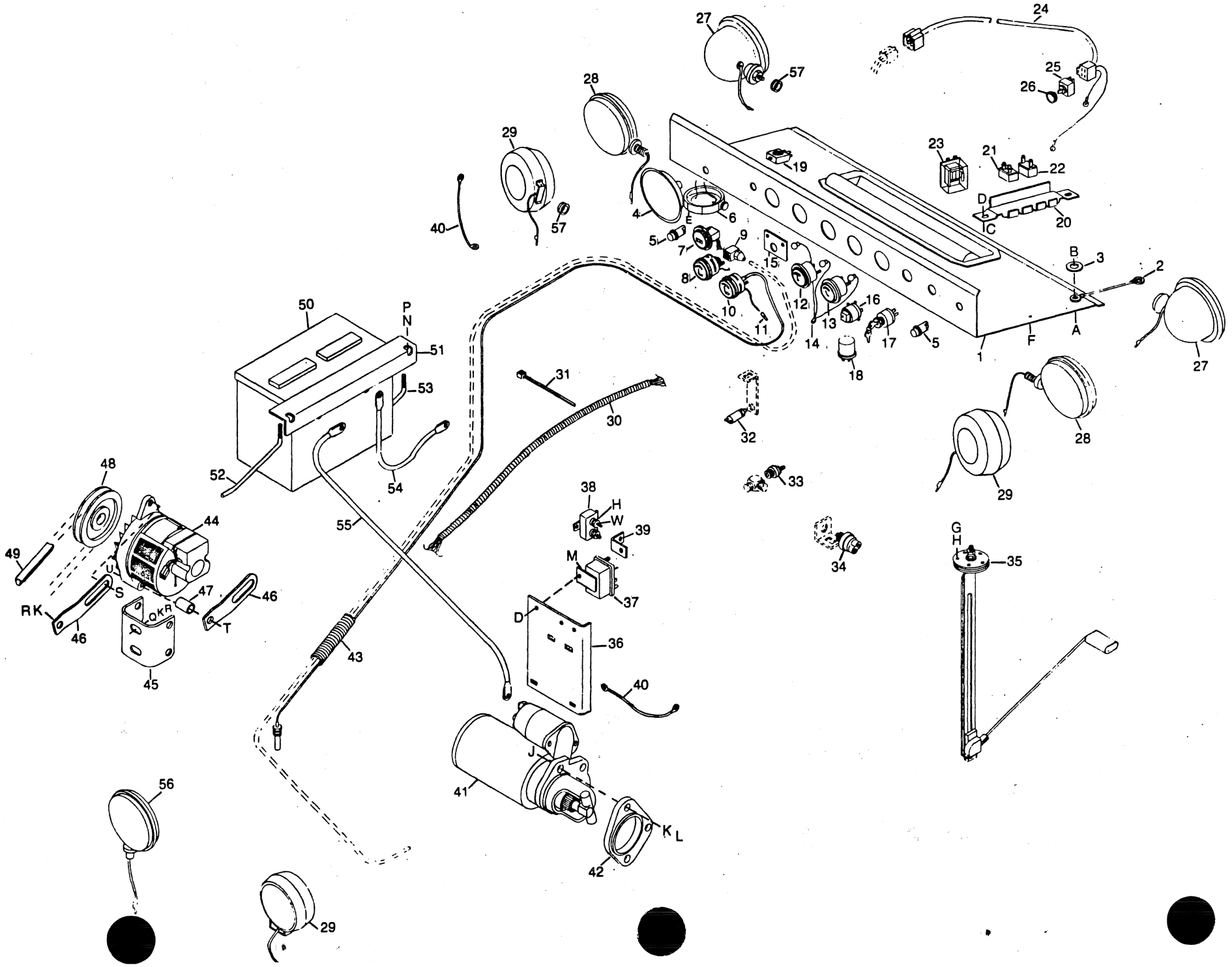
128

SERIAL NUMBERS UP TO 56089 ONLY

(For Ser. #56090(1983) and up, see page 65)

REF.	PART NO.	DESCRIPTION	QTY.	SERIAL NUMBER
1	K-25105-1	Instrument Panel	1	
2	K-25096-1	Instrument Panel Cable	2	
3	K-20535-1	Washer	2	
4	P-21906	Mirror Head c/w Mounting Hardware	1	
5	P-30062	Indicator Light	2	
6	P-21905	Dome Light	1	
7	K-25109-2	Hour-Meter c/w Mounting Hardware	1	
8	P-21960	Oil Pressure Gauge c/w Mounting Hardware	1	
9	P-30067	Female Elbow Assy. c/w Sleeve & Nut	1	
10	P-21959	Temperature Gauge c/w Mounting Hardware	1	
11	P-21957	Fully Insulated nylon 1/4" Male Tab Terminal for 22-18 Ga. Wire	2	
12	P-21900	Voltmeter c/w Mounting Hardware	1	
13	P-21953	Fuel Gauge c/w Mounting Hardware	1	
14	K-25099-1	Instrument Light Assy. (Bulb #53 Auto: P-30253)	1	
15	K-25101-1	Instrument Light Bracket	1	
16	P-21903	Light Switch c/w Knob & Hardware	1	
17	P-21902	Ignition Switch c/w Keys & Hardware	1	
18	P-16538	Flasher	1	
19	P-30010	Buzzer	1	
20	P-21908	Bracket	1	
21	P-21909	Circuit Breaker 25 amp.	2	
22	P-21910	Circuit Breaker 6 Amp.	1	
23	P-21961	Shut Down Relay	1	
24	K-25077-1	Blower Wire Assembly	1	
25	P-21914	Blower Switch	1	
26	P-21915	Knob	1	
27	P-30351	Headlight c/w Mounting Hardware (Halogen Sealed Beam #H7610)	2	
28	P-16539	Double Faced Amber Lens Light	2	
29	P-30350	Sealed Beam Work Headlight (Halogen Sealed Beam #H7606)	3	
30	K-25107-1	Wiring Harness	1	
31	P-21763	Cable Tie	1	
32	P-21943	Brake Switch	1	
33	P-21809	Hydraulic Oil Pressure Switch	1	
34	P-30009	Neutral Safety Switch	1	
35	P-21954	Fuel Gauge Sender	1	
36	K-24882-1	Bracket	1	
37	P-21774	Relay	1	
38	P-21974	Circuit Breaker	1	
39	K-24557-1	Breaker Mount	1	
40	K-25457-1	Ground Strap	1	
41	K-24890-1	Starter	1	
42	P-30071	Starter Spacer	1	
43	K-25155-1	Capillary Protector	1	
44	P-21948	Alternator	1	
45	K-24878-1	Alternator and Compressor Mount	1	
46	K-24880-1	Tightener	2	
47	K-25473-1	Spacer	1	
48	P-21949	Alternator Pulley	1	
49	K-24879-1	Alternator Belt	1	
50	P-21997	Battery	1	

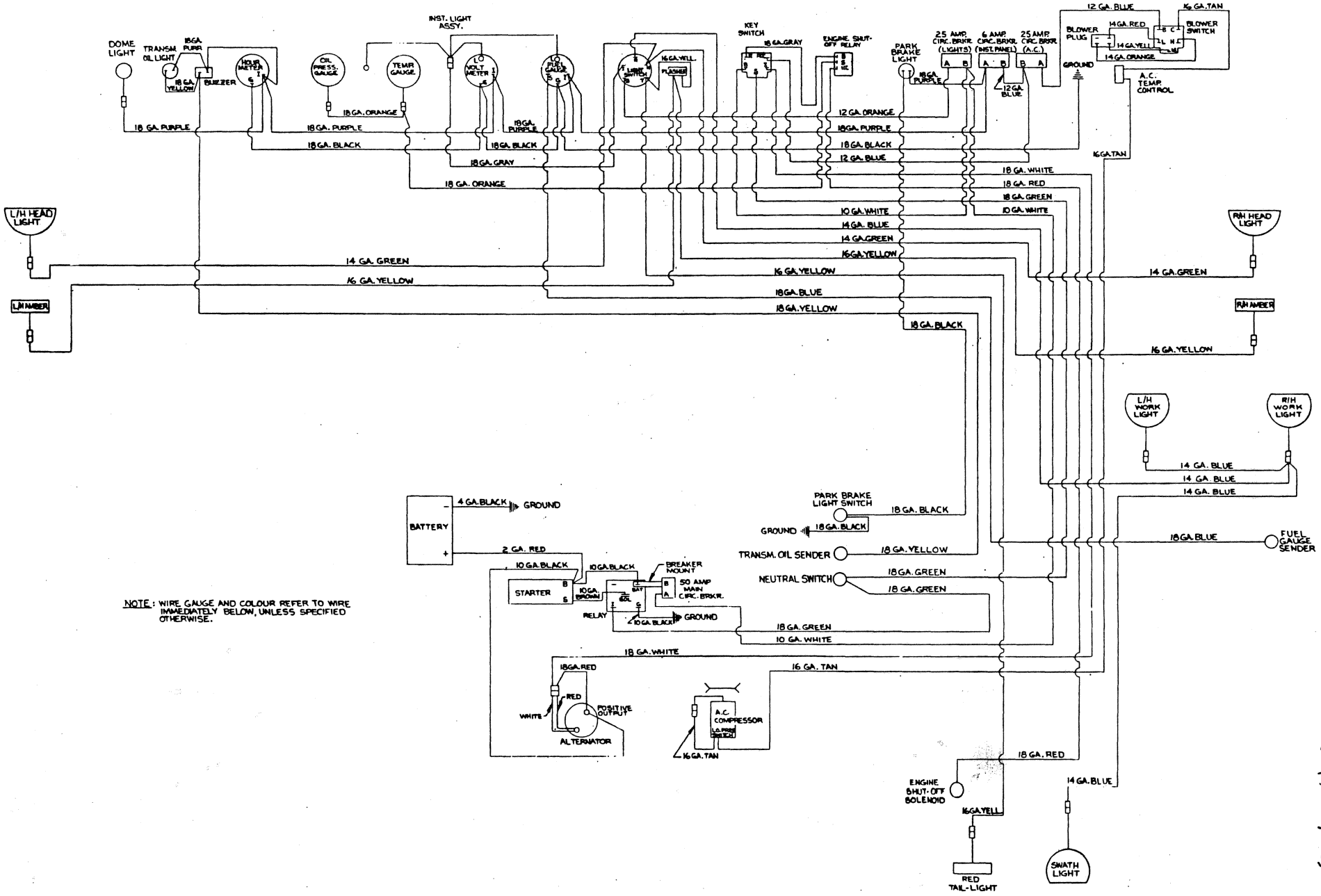
**ELECTRICAL GROUP - DIESEL ENGINE**  
SERIAL NUMBERS UP TO 56089 ONLY  
(for serial #s 56090 and up, see p.65)



**ELECTRICAL GROUP - DIESEL ENGINE**

SERIAL NUMBERS UP TO 56089 ONLY


REF.	PART NO.	DESCRIPTION (for ser. #'s 56090 and up, see p.65)	QTY.	SERIAL NUMBER
51	K-19593-1	Battery Hold-Down Angle	1	
52	K-23267-1	L/H Hold Down Rod	1	
53	K-23268-1	R/H Hold Down Rod	1	
54	K-24289-1	Battery Cable	1	
55	K-24288-1	Battery Cable	1	
56	P-21402	Red Tail Light c/w Mounting Hardware	1	
57	P-18500	Grommet	4	
A	P-21821	3/8 NC x 3/4 Lg. Flange Bolt		
B	P-21452	3/8 NC Flange Locknut		
C	P-21476	1/4 NC x 3/4 Lg. Carriage Bolt		
D	P-21455	1/4 NC Flange Nut		
E	P-21907	#10-24NC x 3/4 Lg. Type "D" Round Slotted Head Thread Cutting Screw		
F	P-21947	#10-24NC x 5/8 LG. Hex. Washer Head Type A Self Tapping Screw		
G	P-18577	#10-24NC x 3/4 LG. Philips Pan Head Machine Screw		
H	P-18634	#10 Nom. I.D. Lockwasher		
J	P-21354	3/8 NC x 2.0 Lg. Capscrew		
K	P-18637	3/8 Nom. I.D. Lockwasher		
L	P-18590	3/8 NC Hex. Nut		
M	P-21580	1/4 NC x 3/4 Lg. Capscrew		
N	P-18596	9/32 I.D. Flatwasher		
P	P-18724	1/4 NC Locknut (Alternate: P-21391)		
Q	P-18598	13/32 I.D. Flatwasher		
R	P-30021	3/8 NF x 1.0 Lg. Capscrew		
S	P-30278	5/16 x 3/4 Long Flange Bolt		
T	P-30080	3/8 NC x 4 1/2 Lg. Capscrew		
U	P-18669	3/8 NC Locknut (Alternate: P-21390)		
V	P-21571	3/8 NC x 1/2 Lg. Capscrew		
W	P-20011	#10 NF Hex Nut		



NOTE: WIRE GAUGE AND COLOUR REFER TO WIRE IMMEDIATELY BELOW, UNLESS SPECIFIED OTHERWISE.







**12910 Issue 2/93**  
Sugg. Retail: \$15.00  
Printed in Canada

**MacDon Industries Ltd.**

680 Moray Street, Winnipeg, Manitoba  
Canada R3J 3S3  
(204) 885-5590, Fax 832-7749  
Telex 07-57849