



M2 SERIES SALES TOOL

More Power. More Intuitive.

The M2 Series Windrowers advance our reputation for innovation, performance, and speed by adding more power and simple controls for an intuitive operator experience helping you get more from every harvest.

MacDon®



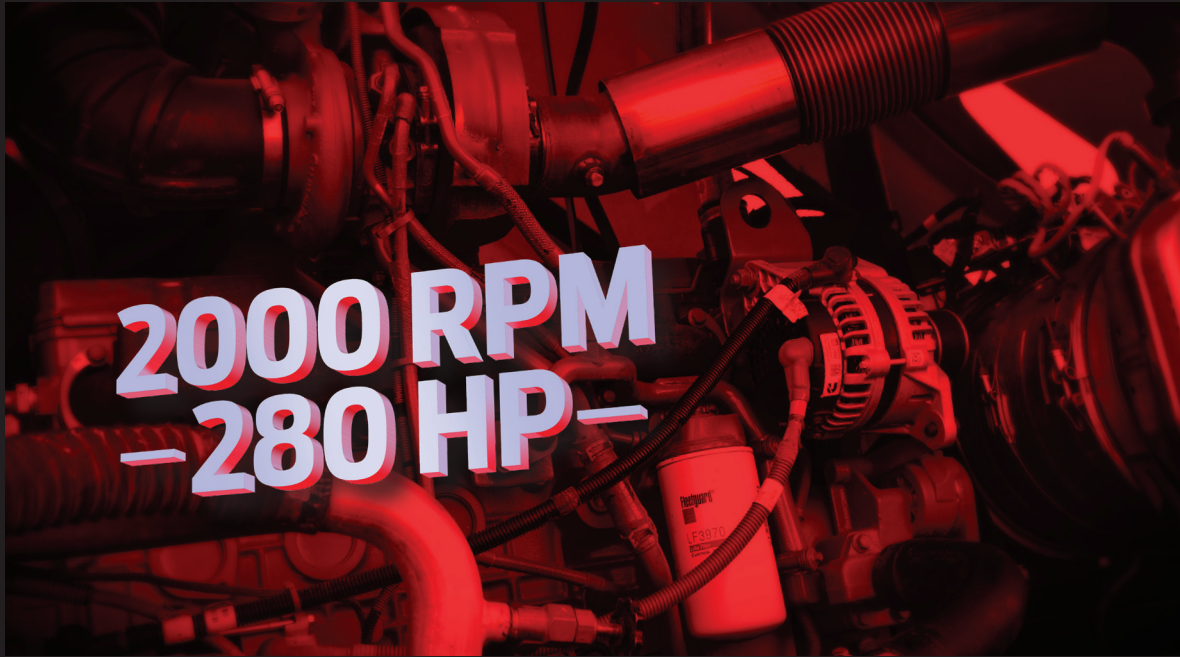
More Power. More Intuitive.

FEATURES

MacDon Windrowers have set a standard that's hard to beat for innovation, performance, and speed. The M2 Series Windrowers top this by adding more power and a refined, intuitive operator experience to your next harvest. It starts with two new stage 5 Cummins turbo diesel engine options, delivering more power, improved efficiency, and easier maintenance. Next, MacDon's HarvestTouch™ Display provides simple control with an intuitive touchscreen interface to keep you productive all day. Plus, all the usual goodies that make MacDon Windrowers a cut above, like Dual Direction Steering, 360 Degree Night Vision, CrossFlex™ Suspension, and more. **Get more all harvest long with MacDon M2 Windrowers.**

(Some of the images used may be of a different model with the same/similar feature.)

POWERFUL PERFORMANCE



M2170 WINDROWER:

4.5 liter 4 cylinder with a peak
173 HP (129kW) at 2200 rpm

M2260 Windrower:

6.7 liter 6 cylinder with a peak
280hp (209kW) at 2000 rpm

The M2s have two new stage 5 Cummins turbo diesel engine options that meet global emission levels while delivering more power, improved efficiency, and easier maintenance. Choose either an M2170 with a 4.5 liter 4 cylinder with a peak 173 HP (129kW) at 1900 rpm, or the mighty M2260 boasting a 6.7 liter 6 cylinder with a peak power delivery of 280hp (209kW) at 2000 rpm. The M2260 also gets an upgraded high-horsepower engine gearbox, this robust design reliably handles the heaviest high-capacity forage loads with ease. Clean, simple, efficient, and powerful, that's how you get more with MacDon M2 Series Windrowers.

(Some of the images used may be of a different model with the same/similar feature.)



INTUITIVE CONTROL

**Harvest
Touch™**
DISPLAY



M2 Windrowers provide precision control at your fingertips with the all-new HarvestTouch™ Display. HarvestTouch™ precisely tracks your harvesting performance and provides user-customization features through an intuitive touchscreen interface.

The M2's precision controls feature a two-stage control allowing faster and more precise header positioning. In addition, users can easily program up to three One-Touch-Return buttons for immediate control of the header's height, tilt, knife speed, reel, or draper operations.

Trimble-ready integration means your M2 Windrower connects seamlessly to Trimble's guidance system.



COOL OPERATOR



M2 Series Windrowers feature a dual radiator design. The cooling fan behind the cab pulls in clean air and kicks in to reverse independently to blow out debris from the radiator. This constant, fresh airflow keeps the engine and hydraulics running cool all day.

(Some of the images used may be of a different model with the same/similar feature.)



MASSIVE CROP CLEARANCE

*The industry's
best crop clearance*

115 cm (45") of height
and **341 cm (134")** of width




Featuring the Industry's best crop clearance with 115 cm (45") of height and 341 cm (134") of width, big bushy swaths flow effortlessly under M2 Series Windrowers.* Ample header lift height lets you get up and over the tallest bushiest windrows with ease.

**Measurements may vary depending on tires and tire setup.*

(Some of the images used may be of a different model with the same/similar feature.)



FASTER IN & BETWEEN FIELDS



**DUAL
DIRECTION®**

*Switch from field to road
mode in seconds and
travel at speeds up to
45 km/h (28 mph)*

MacDon's patented CrossFlex™ Suspension makes in-field speeds up to 29 km/h (18 mph) possible, but MacDon's innovation doesn't stop there. With our patented Dual Direction® steering, you can switch from field to road mode in seconds and travel at speeds up to 45 km/h (28 mph)*.

Hooking up and transporting MacDon drapers is quick and easy with MacDon's Easy Move Transport System and allows towing speeds up to 32 km/h (20 mph)*. Spending more time in the field instead of transport is just another way you get more with MacDon.

**Always follow local traffic laws and regulations.*

(Some of the images used may be of a different model with the same/similar feature.)



SMOOTH RIDES & CLEAN CUTS

CrossFlex™
SUSPENSION



MacDon's patented CrossFlex™ Suspension makes in-field speeds up to 29 km/h (18 mph) possible, as this innovative design absorbs impact from rough terrain, allowing smooth harvesting no matter the field condition.

CrossFlex™ Suspension, Ultra Glide® cab, and an air ride seat in combination mean you'll enjoy a smooth, comfortable, and controlled harvesting experience with the M2, reducing fatigue to keep you cutting all day long.

(Some of the images used may be of a different model with the same/similar feature.)



MacDon's Smooth innovations don't stop there. The Ultra Glide® cab has a four-corner independent gas shock suspension system featuring stabilization to prevent cab roll.

MORE COMFORT EQUALS MORE PRODUCTIVITY



- ◀ **Heated and vented leather seating**
- ◀ **Power mirrors**
- ◀ **360 Degree Night Vision from 8 high-power LED work lights.**

M2 Series Windrow's deluxe cab option takes comfort and performance to the next level, featuring heated and vented leather seating, power mirrors, and 360 Degree Night Vision from 8 high-power LED work lights. The bright halo of light from our Night Vision lets you transition smoothly from day to night.

(Some of the images used may be of a different model with the same/similar feature.)



360 DEGREE NIGHT VISION



M2 Windrowers equipped with the deluxe cab option get you more with MacDon's 360 Degree Night Vision. Eight high-power LED work lights create a bright halo of light that lets you work safely long after the sun goes down.

(Some of the images used may be of a different model with the same/similar feature.)



HEADER & ATTACHMENT OPTIONS



Compatible with:

A40DX, D1X, D1XL, D2, R1, R2

M2 Series Windrowers are compatible with several MacDon headers, including the A40DX, D1X, D1XL, D2, R1, R2 and all your favorite attachments like the DWA (Double Windrow Attachment), Swath Compressor, and HC20 (Hay Conditioner).

(Some of the images used may be of a different model with the same/similar feature.)



DWA



*An innovative solution
that translates into
significant time and fuel
savings in the field*




MacDon's optional Double Windrow Attachment (DWA) lets you achieve the ultimate windrow when paired with a rotary disc header. This option is ideal for keeping today's large forage harvesters working at capacity, allowing operators to combine up to three passes into a single windrow. That translates into significant time and fuel savings in the field. The DWA is just another innovative solution that lets you get more with MacDon.

**Double Windrow Attachment is not compatible with all units.*

(Some of the images used may be of a different model with the same/similar feature.)



LOW MAINTENANCE RELATIONSHIP



The M2260's upgraded high-horsepower engine gearbox provides power and reliability from its robust design, and daily maintenance is easy too. The gearbox's dipstick lets you accurately check the oil level to ensure everything runs smoothly all day long.

(Some of the images used may be of a different model with the same/similar feature.)

Continuing MacDon's tradition of innovative solutions to make harvesting easy, the M2's design means you'll spend less time setting up and more time cutting.

- DEF and fuel fill at ground level
- 530 liter (140 gallon) fuel tank keeps you cutting all day
- Larger 55 liter (14.5 gallon) DEF tank (M2260)
- Check the engine oil without lifting the hood
- Hydraulic oil level sight glass
- Easy access to the radiator and cooler box
- Sliding platform allows easy access
- Multi-coupler hydraulic hook-ups
- Easy-access lockable toolbox conveniently tucked away in the M2's platform



HILL CLIMBER



Order an M2 with the HT (High Torque) spec for those working in extremely hilly fields. These High Torque wheel drive units have a higher final drive ratio for increased drive wheel torque, allowing harvesting performance on slopes greater than 18 degrees (32% grade).*

**Factory order only. Note:*

The High Torque option decreases speed in non-extreme and flat ground conditions.

(Some of the images used may be of a different model with the same/similar feature.)



SPECIFICATIONS

M2 SERIES WINDROWER SPECIFICATIONS

	M2170	M2260	M2170 NT
Engine	Cummins QSB4.5L 4 Cylinder Stage V Turbo Diesel (B20 bio-diesel approved)	Cummins QSB-6.7L 6 Cylinder Stage V Final Turbo Diesel (B20 bio-diesel approved)	Cummins QSB4.5L 4 Cylinder Stage V Turbo Diesel (B20 bio-diesel approved)
Horsepower	Rated 129 kW (173 hp) @ 2200 rpm	Rated 194 kW (260 HP) @ 2000 rpm Peak 209 kW (280 hp) @ 2000 rpm	Rated 129 kW (173 hp) @ 2200 rpm
Weight*	5942 kg (13100 lbs)	6078 kg (13400 lbs)	5942 kg (13100 lbs)
Batteries / Alternator	2, 12 volt (Group 29H or 31A), 200 amp	2, 12 volt (Group 29H or 31A), 200 amp	2, 12 volt (Group 29H or 31A), 200 amp
Fuel Tank / DEF Tank	518 L (137 US gal) / 49 L (13 US gal)	518 L (137 US gal) / 55 L (14.5 US gal)	518 L (137 US gal) / 55 L (14.5 US gal)
Front Width	Tire Dependant	Tire Dependant	3489 mm (137.36 in.) road (transport), 3834 mm (150.9 in.) field
Wheel Base	4290 mm (168.9 in)		
Crop Clearance	1150 mm (45.28 in)		
Drive Wheels	600-65R28 bar; 580-70R26 turf;		540-65R30
Tail Wheels	16.5L - 16.1 with independent suspension		
Transmission	Hydrostatic Infinitely Variable		
Field Speed	Up to 29 km/h (18 mph)		
Road Speed	Up to 43.4 km/h (27 mph)**		
Final Drive	Planetary gearbox, <i>* Products and options may not be available in all regions.</i>		
Cab Equipment	Dual Direction® operator station, Ultra Glide® cab suspension		
Operator Station	<p>Standard Cab: Bluetooth® equipped radio, windshield shades (front and rear), fold away trainer seat, windshield wiper with washer fluid, auto climate control, warning beacons, tilt and telescoping steering column, 4 halogen road lights, 8 halogen work lights.</p> <p>Deluxe Cab option adds: Heated and vented leather seat, high-back multi-adjustable air ride seat, leather fold away training seat, power mirrors, 360° Night Vision from 8 high power LED work lights, <i>*All M2170 NTs will have a deluxe cab.</i></p>		
Harvest Touch Display:	17.8 cm (7") color LCD touch screen		
Instrumentation and Monitor System	Monitoring functions: (1) Speed: ground, knife, reel, conveyor, cooling fan (2) Pressure: knife, reel, conveyor (3) Header Position: height, tilt, float, reel height, reel fore/aft (4) Engine: speed, fuel consumption, load		
Options	Center link Alignment Kit, Rear Ballast Weights, Weightbox and Harness for Header Transport, Float Booster Springs, Double Windrow Attachment (DWA), Swath Compressor, HD Wheel Drive Conversion, High Debris Cooler Kit, Block Heater.		

**Weight with 600-65R28 bar tires and 16.5L-16.1 suspended tail wheels. Hydraulic oil and coolant included in weight. Does not include fuel/DEF.*

*** Always Follow Local Traffic Laws And Regulations. Top Speed Determined By Region.*